ELECTORAL COMMISSION OF QUEENSLAND

Statistical Return

2017 State General Election

2017 State General Election Statistical Return

Electoral Commission of Queensland

ABN: 69 195 695 244

ISSN No. 2209-3222

© *Electoral Commission of Queensland 2018*

The Electoral Commission of Queensland has no objection to this material being reproduced, made available online or electronically but only if it is recognised as the owner of the copyright and this material remains unaltered. Copyright enquiries about this publication should be directed to the Electoral Commission of Queensland, by email or in writing:

ecq@ecq.qld.gov.au

GPO Box 1393
BRISBANE QUEENSLAND 4001

Statistical Return

Details of polling at the 2017 State General Election held on 25 November 2017.

Contents

Page No.

Election Writ 1
Fast Facts 6
Statistical Reports 16
Evaluation Survey 815

File number: EL/4271
Your reference:

ELECTORAL COMMISSION QUEENSLAND

The Hon Yvette D'Ath MP
Attorney-General and Minister for Justice
Leader of the House
Member for Redcliffe
GPO Box 149
BRISBANE QLD 4001

Dear Attorney-General

I am pleased to provide you with the Statistical Return for the 2017 State General Election for the 56th Parliament of Queensland, held on 25 November 2017, in compliance with Section 18 and Part 7 of the *Electoral Act 1992 (Qld)*.

Pursuant to section 18(3) of the *Electoral Act* the report must be tabled in the Legislative Assembly within three (3) sitting days of your receipt.

Yours sincerely

Dermot Tiernan
Acting Electoral Commissioner

GPO Box 1393 Brisbane Queensland 4001 Australia | Level 20, 1 Eagle Street Brisbane 4000
Telephone 1300 881 665 | Facsimile (07) 3036 5776 | **Email** ecq@ecq.qld.gov.au | **Website** www.ecq.qld.gov.au

Queensland Government

Election Writ

Election Writ

STATE OF QUEENSLAND

Electoral Act 1992

WRIT FOR ELECTION

Elizabeth the Second, **by the Grace of God, Queen of Australia and Her other Realms and Territories, Head of the Commonwealth.**

To the Electoral Commission of Queensland

Greeting:

WE COMMAND you that you proceed according to the law to an election of ninety-three Members of the Legislative Assembly of Queensland: AND WE DO HEREBY appoint:

1. Sunday, the twenty-ninth day of October, 2017 to be the day of issue of this Writ.
2. Friday, the third day of November, 2017 to be the cut-off day for electoral rolls for the election.
3. Tuesday, the seventh day of November, 2017 to be the cut-off day for the nomination of candidates for the election.
4. Saturday, the twenty-fifth day of November, 2017 to be the polling day.
5. Tuesday, the second day of January, 2018 for the return of this Writ to the Governor of our State of Queensland at Brisbane.

WITNESS our Trusty and Well-beloved Her Excellency the Honourable Catherine Ena Holmes, Chief Justice of Queensland, Acting Governor in and over the State of Queensland and its Dependencies, in the Commonwealth of Australia, at Government House, Brisbane, this twenty-ninth day of October, in the year of Our Lord, Two thousand and seventeen and in the Sixty-sixth year of Our Reign.

By Her Excellency's Command,

Clerk of the Executive Council.

ENTERED on Record by me in the Register of Patents, No. 50, page 120, this twenty-ninth day of October, A.D., Two thousand and seventeen.

Election Writ

IT IS HEREBY CERTIFIED that:

Leanne Margaret ENOCH was duly elected a Member of the Legislative Assembly of Queensland for the Electoral District of ALGESTER by virtue of the within Writ.

Bart John MELLISH was duly elected a Member of the Legislative Assembly of Queensland for the Electoral District of ASPLEY by virtue of the within Writ.

Christopher Guy WHITING was duly elected a Member of the Legislative Assembly of Queensland for the Electoral District of BANCROFT by virtue of the within Writ.

Craig David CRAWFORD was duly elected a Member of the Legislative Assembly of Queensland for the Electoral District of BARRON RIVER by virtue of the within Writ.

Samuel Thomas O'CONNOR was duly elected a Member of the Legislative Assembly of Queensland for the Electoral District of BONNEY by virtue of the within Writ.

David Frank CRISAFULLI was duly elected a Member of the Legislative Assembly of Queensland for the Electoral District of BROADWATER by virtue of the within Writ.

Brent Andrew MICKELBERG was duly elected a Member of the Legislative Assembly of Queensland for the Electoral District of BUDERIM by virtue of the within Writ.

Dianne Elizabeth FARMER was duly elected a Member of the Legislative Assembly of Queensland for the Electoral District of BULIMBA by virtue of the within Writ.

David John BATT was duly elected a Member of the Legislative Assembly of Queensland for the Electoral District of BUNDABERG by virtue of the within Writ.

Jo-Ann Roslyn MILLER was duly elected a Member of the Legislative Assembly of Queensland for the Electoral District of BUNDAMBA by virtue of the within Writ.

Dale Raymond LAST was duly elected a Member of the Legislative Assembly of Queensland for the Electoral District of BURDEKIN by virtue of the within Writ.

Michael James HART was duly elected a Member of the Legislative Assembly of Queensland for the Electoral District of BURLEIGH by virtue of the within Writ.

Stephen Andrew BENNETT was duly elected a Member of the Legislative Assembly of Queensland for the Electoral District of BURNETT by virtue of the within Writ.

Michael Patrick Thomas HEALY was duly elected a Member of the Legislative Assembly of Queensland for the Electoral District of CAIRNS by virtue of the within Writ.

Colin Einar BOYCE was duly elected a Member of the Legislative Assembly of Queensland for the Electoral District of CALLIDE by virtue of the within Writ.

Mark Francis MCARDLE was duly elected a Member of the Legislative Assembly of Queensland for the Electoral District of CALOUNDRA by virtue of the within Writ.

Donald Jon BROWN was duly elected a Member of the Legislative Assembly of Queensland for the Electoral District of CAPALABA by virtue of the within Writ.

Steven James MINNIKIN was duly elected a Member of the Legislative Assembly of Queensland for the Electoral District of CHATSWORTH by virtue of the within Writ.

Timothy James NICHOLLS was duly elected a Member of the Legislative Assembly of Queensland for the Electoral District of CLAYFIELD by virtue of the within Writ.

Patrick Thomas WEIR was duly elected a Member of the Legislative Assembly of Queensland for the Electoral District of CONDAMINE by virtue of the within Writ.

Cynthia Lillian LUI was duly elected a Member of the Legislative Assembly of Queensland for the Electoral District of COOK by virtue of the within Writ.

Michael John CRANDON was duly elected a Member of the Legislative Assembly of Queensland for the Electoral District of COOMERA by virtue of the within Writ.

Kate Jennifer JONES was duly elected a Member of the Legislative Assembly of Queensland for the Electoral District of COOPER by virtue of the within Writ.

Janet Anne STUCKEY was duly elected a Member of the Legislative Assembly of Queensland for the Electoral District of CURRUMBIN by virtue of the within Writ.

Timothy Leonard MANDER was duly elected a Member of the Legislative Assembly of Queensland for the Electoral District of EVERTON by virtue of the within Writ.

Mark Lionel FURNER was duly elected a Member of the Legislative Assembly of Queensland for the Electoral District of FERNY GROVE by virtue of the within Writ.

Meaghan Alana ~~JEAKINS~~ Jenkins SCANLON was duly elected a Member of the Legislative Assembly of Queensland for the Electoral District of GAVEN by virtue of the within Writ.

Glenn James BUTCHER was duly elected a Member of the Legislative Assembly of Queensland for the Electoral District of GLADSTONE by virtue of the within Writ.

Andrew Cary POWELL was duly elected a Member of the Legislative Assembly of Queensland for the Electoral District of GLASS HOUSE by virtue of the within Writ.

Joseph Patrick KELLY was duly elected a Member of the Legislative Assembly of Queensland for the Electoral District of GREENSLOPES by virtue of the within Writ.

Lachlan Lucas MILLAR was duly elected a Member of the Legislative Assembly of Queensland for the Electoral District of GREGORY by virtue of the within Writ.

Election Writ

Anthony John PERRETT was duly elected a Member of the Legislative Assembly of Queensland for the Electoral District of GYMPIE by virtue of the within Writ.

Edward John SORENSEN was duly elected a Member of the Legislative Assembly of Queensland for the Electoral District of HERVEY BAY by virtue of the within Writ.

Shane Andrew KNUTH was duly elected a Member of the Legislative Assembly of Queensland for the Electoral District of HILL by virtue of the within Writ.

Nicholas DAMETTO was duly elected a Member of the Legislative Assembly of Queensland for the Electoral District of HINCHINBROOK by virtue of the within Writ.

Annastacia PALASZCZUK was duly elected a Member of the Legislative Assembly of Queensland for the Electoral District of INALA by virtue of the within Writ.

Jennifer Ruth HOWARD was duly elected a Member of the Legislative Assembly of Queensland for the Electoral District of IPSWICH by virtue of the within Writ.

James Edward MADDEN was duly elected a Member of the Legislative Assembly of Queensland for the Electoral District of IPSWICH WEST by virtue of the within Writ.

Cheryl MULLEN was duly elected a Member of the Legislative Assembly of Queensland for the Electoral District of JORDAN by virtue of the within Writ.

Jarrod Pieter BLEWIE was duly elected a Member of the Legislative Assembly of Queensland for the Electoral District of KAWANA by virtue of the within Writ.

Brittany Louise LAUGA was duly elected a Member of the Legislative Assembly of Queensland for the Electoral District of KEPPEL by virtue of the within Writ.

Shane Roderick KING was duly elected a Member of the Legislative Assembly of Queensland for the Electoral District of KURWONGBAH by virtue of the within Writ.

James John MCDONALD was duly elected a Member of the Legislative Assembly of Queensland for the Electoral District of LOCKYER by virtue of the within Writ.

Linus Patrick POWER was duly elected a Member of the Legislative Assembly of Queensland for the Electoral District of LOGAN by virtue of the within Writ.

Joan Ellen PEASE was duly elected a Member of the Legislative Assembly of Queensland for the Electoral District of LYTTON by virtue of the within Writ.

Melissa Fay MCMAHON was duly elected a Member of the Legislative Assembly of Queensland for the Electoral District of MACALISTER by virtue of the within Writ.

Ianazia GRACE was duly elected a Member of the Legislative Assembly of Queensland for the Electoral District of McCONNEL by virtue of the within Writ.

Julieanne Claire GILBERT was duly elected a Member of the Legislative Assembly of Queensland for the Electoral District of MACKAY by virtue of the within Writ.

Michael Craig BERKMAN was duly elected a Member of the Legislative Assembly of Queensland for the Electoral District of MAIWAR by virtue of the within Writ.

Lorrine Patricia MCMILLAN was duly elected a Member of the Legislative Assembly of Queensland for the Electoral District of MANSFIELD by virtue of the within Writ.

Fiona Stuart SIMPSON was duly elected a Member of the Legislative Assembly of Queensland for the Electoral District of MAROOCHYDORE by virtue of the within Writ.

Bruce Mark SAUNDERS was duly elected a Member of the Legislative Assembly of Queensland for the Electoral District of MARYBOROUGH by virtue of the within Writ.

Raymond Alexander STEVENS was duly elected a Member of the Legislative Assembly of Queensland for the Electoral District of MERMAID BEACH by virtue of the within Writ.

Mark Craig BAILEY was duly elected a Member of the Legislative Assembly of Queensland for the Electoral District of MILLER by virtue of the within Writ.

Stephen Seymour James ANDREW was duly elected a Member of the Legislative Assembly of Queensland for the Electoral District of MIRANI by virtue of the within Writ.

Christian Andrew Carr ROWAN was duly elected a Member of the Legislative Assembly of Queensland for the Electoral District of MOGGILL by virtue of the within Writ.

Mark Thomas RYAN was duly elected a Member of the Legislative Assembly of Queensland for the Electoral District of MORAYFIELD by virtue of the within Writ.

Jessica Claire PUGH was duly elected a Member of the Legislative Assembly of Queensland for the Electoral District of MOUNT OMMANEY by virtue of the within Writ.

Rosslyn Mary BATES was duly elected a Member of the Legislative Assembly of Queensland for the Electoral District of MUDGEERABA by virtue of the within Writ.

Curtis Warren PITT was duly elected a Member of the Legislative Assembly of Queensland for the Electoral District of MULGRAVE by virtue of the within Writ.

Coralee Jane O'ROURKE was duly elected a Member of the Legislative Assembly of Queensland for the Electoral District of MUNDINGBURRA by virtue of the within Writ.

Steven John MILES was duly elected a Member of the Legislative Assembly of Queensland for the Electoral District of MURRUMBA by virtue of the within Writ.

Election Writ

Deborah Kay FRECKLINGTON was duly elected a Member of the Legislative Assembly of Queensland for the Electoral District of NANANGO by virtue of the within Writ.

Martin Andrew HUNT was duly elected a Member of the Legislative Assembly of Queensland for the Electoral District of NICKLIN by virtue of the within Writ.

Daniel Gerard PURDIE was duly elected a Member of the Legislative Assembly of Queensland for the Electoral District of NINDERRY by virtue of the within Writ.

Sandra Leigh BOLTON was duly elected a Member of the Legislative Assembly of Queensland for the Electoral District of NOOSA by virtue of the within Writ.

Leanne Maree LINARD was duly elected a Member of the Legislative Assembly of Queensland for the Electoral District of NUDGEE by virtue of the within Writ.

Mark Andrew ROBINSON was duly elected a Member of the Legislative Assembly of Queensland for the Electoral District of OODGEROO by virtue of the within Writ.

Nikki Anne BOYD was duly elected a Member of the Legislative Assembly of Queensland for the Electoral District of PINE RIVERS by virtue of the within Writ.

Simone Marie WILSON was duly elected a Member of the Legislative Assembly of Queensland for the Electoral District of PUMICESTONE by virtue of the within Writ.

Yvette Maree D'ATH was duly elected a Member of the Legislative Assembly of Queensland for the Electoral District of REDCLIFFE by virtue of the within Writ.

Kim Elizabeth RICHARDS was duly elected a Member of the Legislative Assembly of Queensland for the Electoral District of REDLANDS by virtue of the within Writ.

Barry Leonard O'ROURKE was duly elected a Member of the Legislative Assembly of Queensland for the Electoral District of ROCKHAMPTON by virtue of the within Writ.

Stirling James HINCHLIFFE was duly elected a Member of the Legislative Assembly of Queensland for the Electoral District of SANDGATE by virtue of the within Writ.

Jonathan Mark KRAUSE was duly elected a Member of the Legislative Assembly of Queensland for the Electoral District of SCENIC RIM by virtue of the within Writ.

Jacklyn Anne TRAD was duly elected a Member of the Legislative Assembly of Queensland for the Electoral District of SOUTH BRISBANE by virtue of the within Writ.

James Paul LISTER was duly elected a Member of the Legislative Assembly of Queensland for the Electoral District of SOUTHERN DOWNS by virtue of the within Writ.

Robert MOLHOEK was duly elected a Member of the Legislative Assembly of Queensland for the Electoral District of SOUTHPORT by virtue of the within Writ.

Michael Christopher JE BRENNT was duly elected a Member of the Legislative Assembly of Queensland for the Electoral District of SPRINGWOOD by virtue of the within Writ.

Anthony Joseph LYNHAM was duly elected a Member of the Legislative Assembly of Queensland for the Electoral District of STAFFORD by virtue of the within Writ.

Duncan Andrew PEGG was duly elected a Member of the Legislative Assembly of Queensland for the Electoral District of STRETTON by virtue of the within Writ.

John-Paul Honore LANGBROEK was duly elected a Member of the Legislative Assembly of Queensland for the Electoral District of SURFERS PARADISE by virtue of the within Writ.

Mark Andrew BOOTHMAN was duly elected a Member of the Legislative Assembly of Queensland for the Electoral District of THEODORE by virtue of the within Writ.

Aaron David HARPER was duly elected a Member of the Legislative Assembly of Queensland for the Electoral District of THURINGOWA by virtue of the within Writ.

Peter Samuel RUSSO was duly elected a Member of the Legislative Assembly of Queensland for the Electoral District of TOOHEY by virtue of the within Writ.

Trevor John WATTS was duly elected a Member of the Legislative Assembly of Queensland for the Electoral District of TOOWOOMBA NORTH by virtue of the within Writ.

David Carl JANETZKI was duly elected a Member of the Legislative Assembly of Queensland for the Electoral District of TOOWOOMBA SOUTH by virtue of the within Writ.

Scott James STEWART was duly elected a Member of the Legislative Assembly of Queensland for the Electoral District of TOWNSVILLE by virtue of the within Writ.

Robert Ignatius KATTER was duly elected a Member of the Legislative Assembly of Queensland for the Electoral District of TRAEGER by virtue of the within Writ.

Ann LEAHY was duly elected a Member of the Legislative Assembly of Queensland for the Electoral District of WARREGO by virtue of the within Writ.

Shannon Marie FENTIMAN was duly elected a Member of the Legislative Assembly of Queensland for the Electoral District of WATERFORD by virtue of the within Writ.

Jason Noel LOSTIGAN was duly elected a Member of the Legislative Assembly of Queensland for the Electoral District of WHITSUNDAY by virtue of the within Writ.

Cameron Robert DICK was duly elected a Member of the Legislative Assembly of Queensland for the Electoral District of WOODRIDGE by virtue of the within Writ.

Fast Facts

State General Election Dates

Election	Election Date	Election	Election Date
1	27 April 1860 to 11 May 1860	29	29 March 1941
2	30 May 1863 to 27 June 1863	30	15 April 1944
3	18 June 1867 to 19 July 1867	31	3 May 1947
4	14 September 1868 to 6 October 1868	32	29 April 1950
5	27 July 1870 to 15 September 1870	33	7 March 1953
6	8 July 1871 to 6 September 1871	34	19 May 1956
7	4 November 1873 to 4 December 1873	35	3 August 1957
8	14 November 1878 to 10 December 1878	36	28 May 1960
9	10 August 1883 to 30 October 1883	37	1 June 1963
10	28 April 1888 to 26 May 1888	38	28 May 1966
11	18 April 1893 to 25 May 1893	39	17 May 1969
12	10 March 1986 to 11 April 1896	40	27 May 1972
13	1 March 1899 to 25 March 1899	41	7 December 1974
14	11 March 1902	42	12 November 1977
15	27 August 1904	43	29 November 1980
16	18 May 1907	44	22 October 1983
17	5 February 1908	45	1 November 1986
18	2 October 1909	46	2 December 1989
19	27 April 1912	47	19 September 1992
20	22 May 1915	48	15 July 1995
21	16 March 1918	49	13 June 1998
22	9 October 1920	50	17 February 2001
23	12 May 1923	51	7 February 2004
24	8 May 1926	52	9 September 2006
25	11 May 1929	53	21 March 2009
26	11 June 1932	54	24 March 2012
27	11 May 1935	55	31 January 2015
28	2 April 1938	56	25 November 2017

Fast Facts

Election Timetable

Issue of Writ
Sunday, 29 October 2017

Pre-Poll Voting Declaration (Postal/ Electoral Visit) Applications
Starts: 2pm Sunday, 29 October 2017
Ends: 7pm Wednesday, 22 November 2017

Close of Roll
5pm Friday, 3 November 2017

Close of Nominations
12 noon Tuesday, 7 November 2017

Ballot Draw
1pm Tuesday, 7 November 2017

Pre-Poll Voting Declaration (Postal/ Electoral Visit) Voting
Starts: 4pm Tuesday, 7 November 2017
Ends: 6pm Saturday, 25 November 2017

Pre-Poll Voting Declaration (In Person)
Starts: 9am Monday, 13 November 2017
Ends: 6pm Friday, 24 November 2017

Pre-Poll Voting - Declared Institution
Starts: 9am Tuesday, 14 November 2017
Ends: 6pm Saturday, 25 November 2017

Last day for lodging How-to-Vote Cards for approval for distribution on Polling Day
5pm Friday, 17 November 2017

Polling Day
8am-6pm Saturday, 25 November 2017

Cut-Off for Return of Postal Ballot Papers
6pm Tuesday, 5 December 2017

Actual Return of Writ
Monday, 11 December 2017

Deadline for Challenge
Monday, 18 December 2017

Deadline Return of Writ
Tuesday, 2 January 2018

Election Summary

	2015		2017
Enrolment			
Total Electors:	2,981,145	↑	3,229,536
Candidates			
Total Candidates	433	↑	453
Election Officials/Places			
Total Election Officials	10,114	↑	10,907
Total Polling Places	2,111	↓	1,987
Voter Participation			
Turnout	89.89%	↓	87.52%
Rate of Informality	2.11%	↑	4.34%

Fast Facts

Total Polling Places

1,987

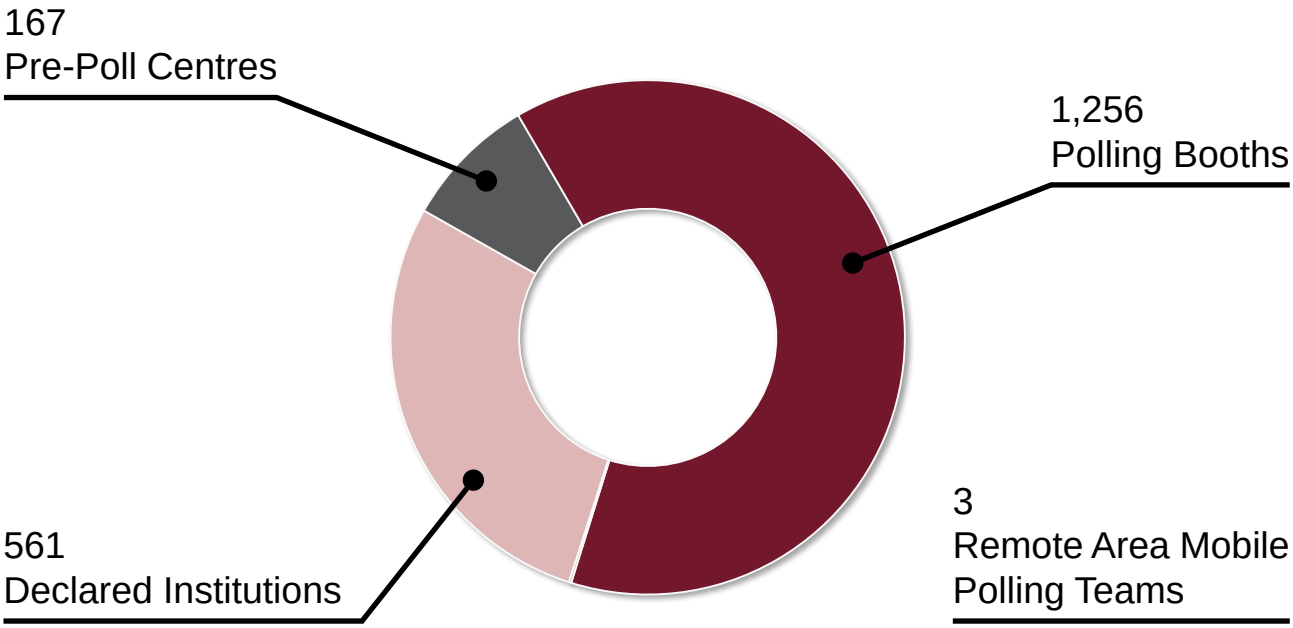

Total Election Officials

10,907

The median age of election officials dropped from **52** (2015) to **49** (2017).

The mean age of election officials dropped from **49** (2015) to **46** (2017).

Total Electors

3,229,536

2015

2,981,145



2017

3,229,536

Enrolment by gender

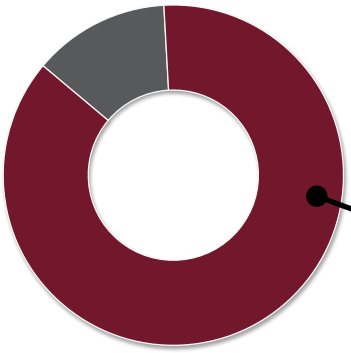

Voter Turnout

87.52%

Total Votes

2,826,613

Vote type

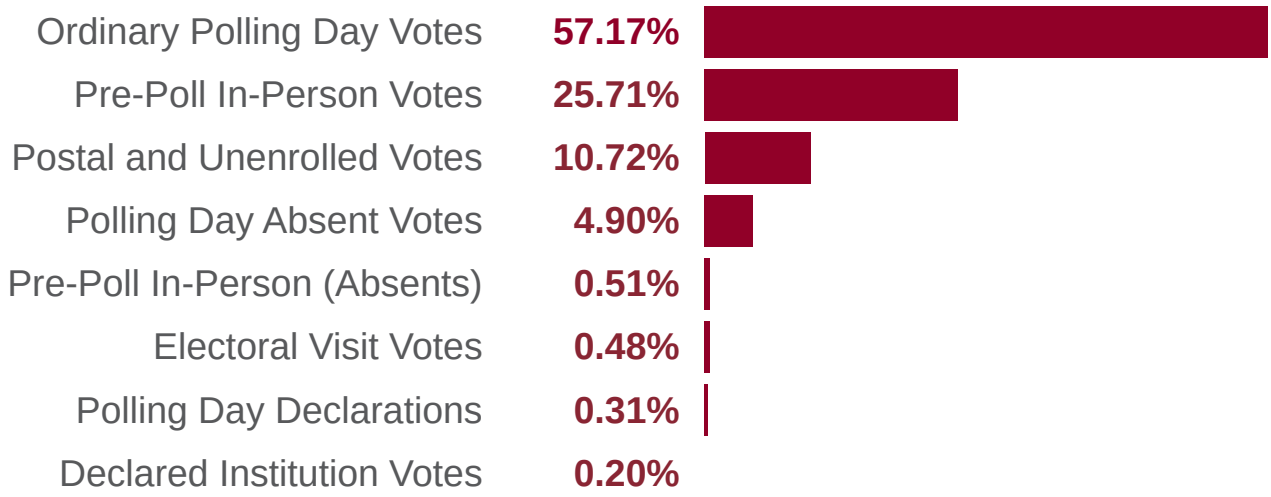

Formal Votes

2,703,941

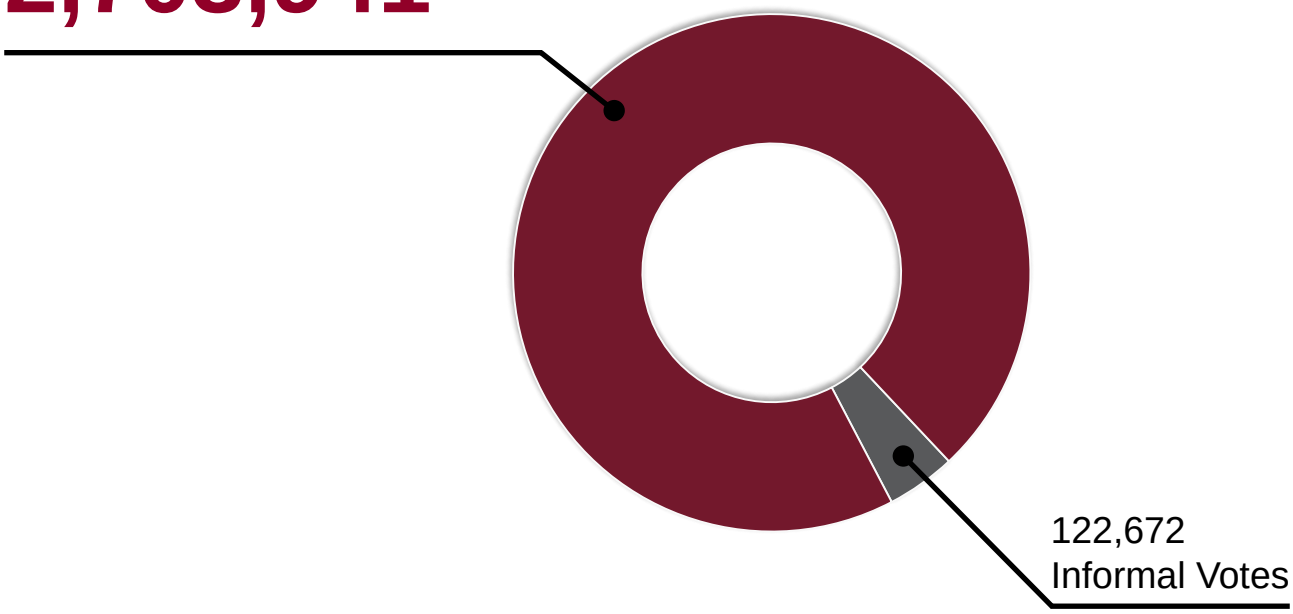

Formality

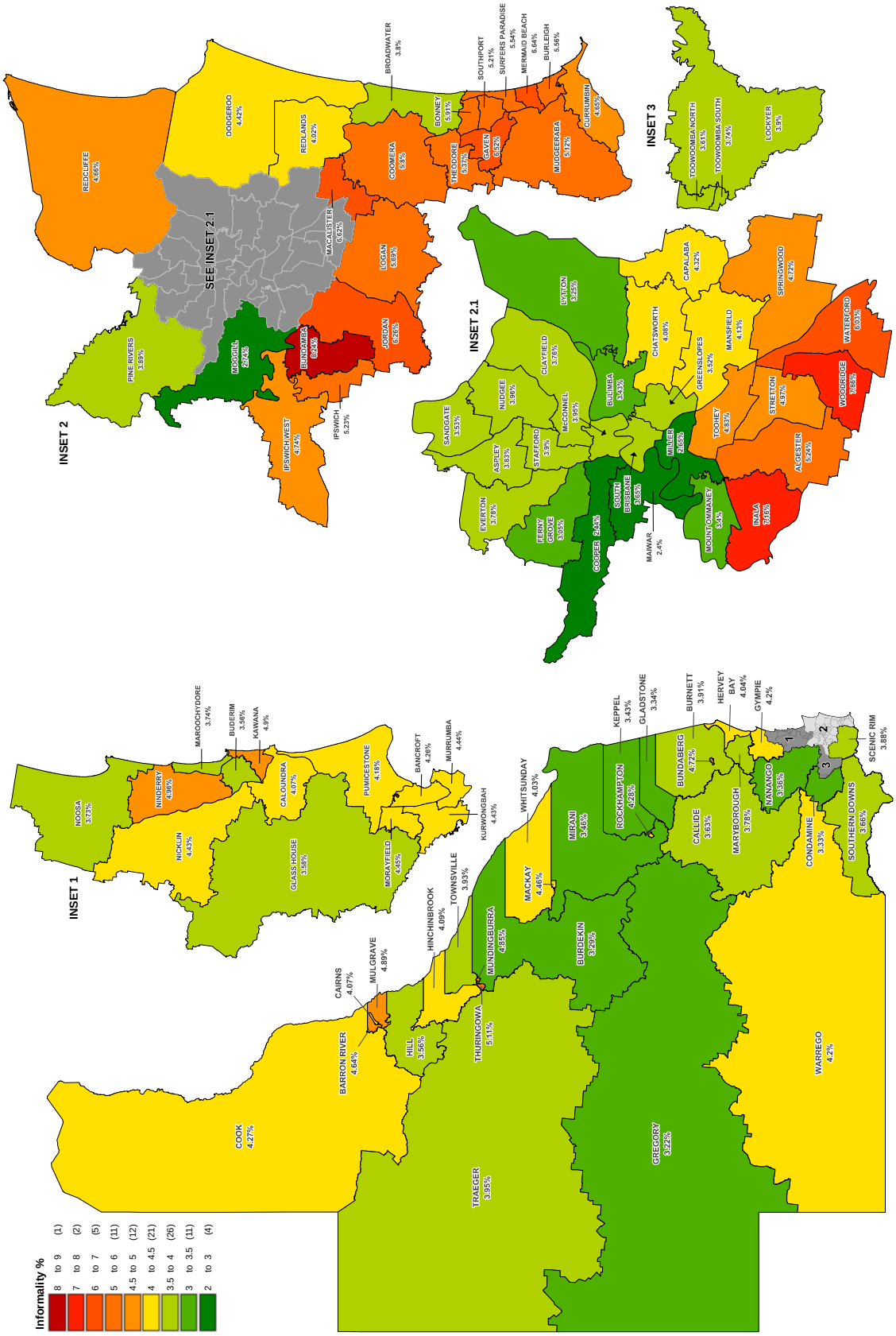
INSET 1
INSET 2
INSET 2.1
INSET 3
SEE INSET 2.1
REDCLIFFE 4.66%
OODGEROO 4.42%
REDLANDS 4.02%
BROADWATER 3.8%
COOMERA 5.8%
BONNEY 5.91%
SOUTHPORT 5.21%
SURFERS PARADISE 5.54%
MERMAID BEACH 6.64%
BURLEIGH 5.56%
CURRUMBIN 4.65%
THEODORE 5.37%
GAVEN 6.52%
MUDGEERABA 5.12%
MACALISTER 6.62%
LOGAN 5.69%
JORDAN 6.26%
BUNDAMBA 8.24%
MOGGILL 2.74%
PINE RIVERS 3.89%
IPSWICH 5.23%
IPSWICH WEST 4.74%
TOOWOOMBA NORTH 3.61%
TOOWOOMBA SOUTH 3.74%
LOCKYER 3.9%
LYTTON 5.25%
CAPALABA 4.32%
SPRINGWOOD 4.72%
CHATSWORTH 4.08%
MANSFIELD 4.13%
WATERFORD 6.03%
GREENSLOPES 3.52%
CLAYFIELD 3.76%
BULIMBA 8.43%
NUDGEE 3.96%
McCONNEL 3.95%
SANDGATE 3.53%
STAFFORD 3.9%
ASPLEY 3.83%
TOOHEY 4.83%
STRETTON 4.97%
WOODRIDGE 7.46%
MILLER 2.85%
ALGESTER 5.24%
EVERTON 3.78%
FERNY GROVE 3.05%
SOUTH BRISBANE 3.66%
COOPER 2.44%
MAIWAR 2.4%
MOUNT OMMANEY 8.4%
INALA 7.46%
NOOSA 3.73%
NINDERRY 4.96%
MAROOCHYDORE 3.74%
BUDERIM 3.56%
KAWANA 4.9%
CALOUNDRA 4.07%
PUMICESTONE 4.18%
BANCROFT 4.26%
MURRUMBA 4.44%
KURWONGBAH 4.43%
NICKLIN 4.43%
GLASS HOUSE 3.58%
MORAYFIELD 4.45%
WHITSUNDAY 4.03%
MACKAY 4.46%
MIRANI 3.46%
ROCKHAMPTON 4.28%
KEPPEL 3.43%
GLADSTONE 3.34%
BURNETT 3.91%
HERVEY BAY 4.04%
GYMPIE 4.2%
BUNDABERG 4.72%
CALLIDE 3.63%
MARYBOROUGH 3.78%
NANANGO 3.36%
CONDAMINE 3.33%
SOUTHERN DOWNS 3.66%
SCENIC RIM 3.88%
TOWNSVILLE 3.93%
HINCHINBROOK 4.09%
MUNDINGBURRA 4.85%
BURDEKIN 3.29%
CAIRNS 4.07%
MULGRAVE 4.89%
BARRON RIVER 4.64%
HILL 3.56%
THURINGOWA 5.11%
COOK 4.27%
TRAEGER 3.95%
GREGORY 3.22%
WARREGO 4.2%
Informality %
8 to 9 (1)
7 to 8 (2)
6 to 7 (5)
5 to 6 (11)
4.5 to 5 (12)
4 to 4.5 (21)
3.5 to 4 (26)
3 to 3.5 (11)
2 to 3 (4)

Apparent Failure to Vote

as of 1 May 2018

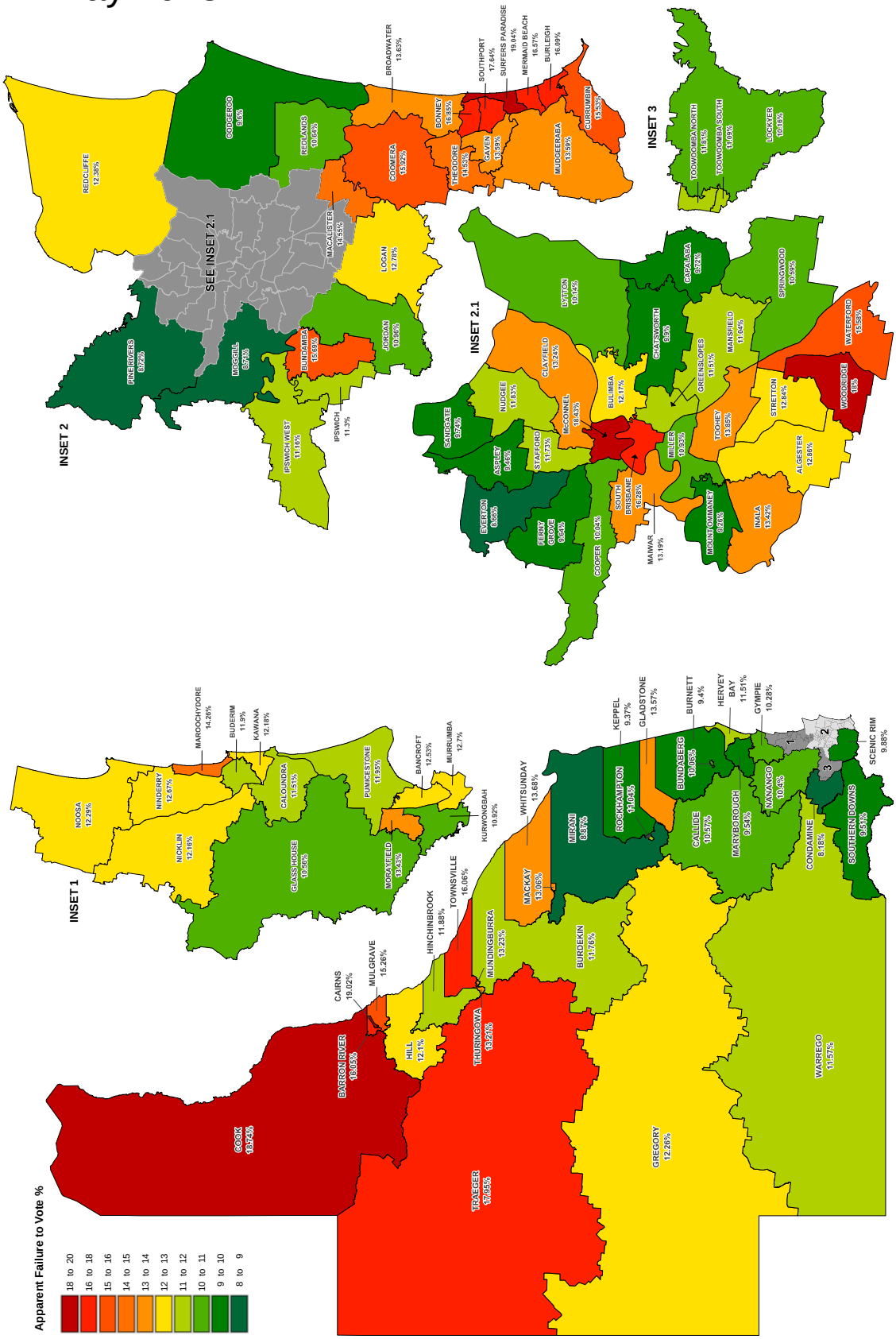

Candidates

453

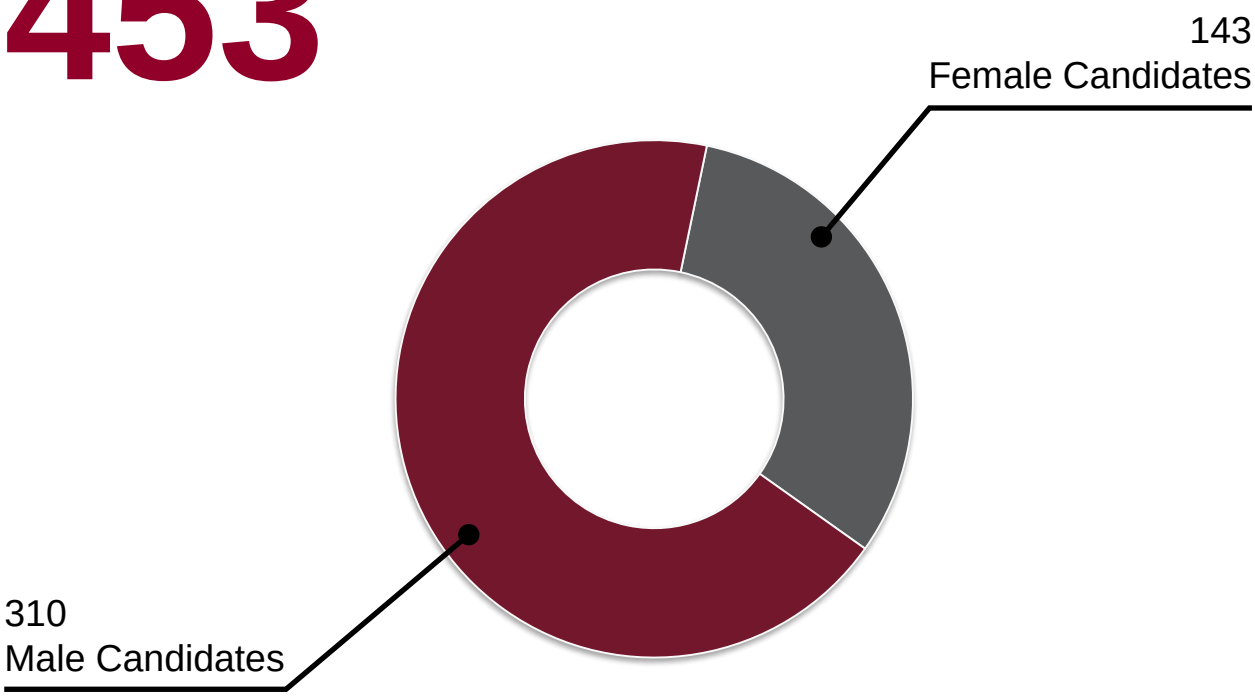

Complaints Register

Total Complaints

433

Top categories

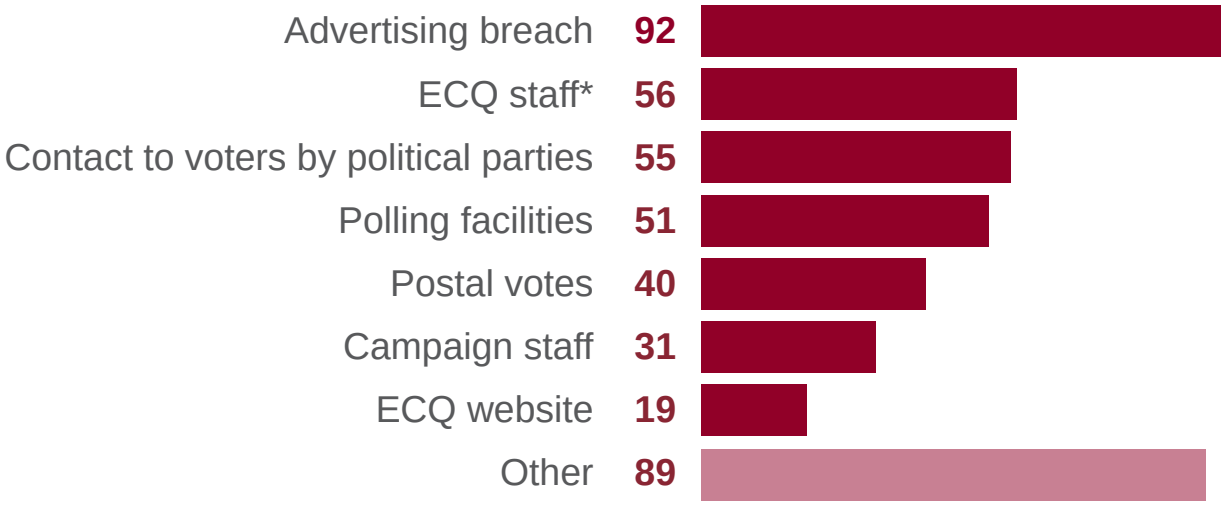

**Includes Returning Officers, staff at polling booths and declared institutions, and call centre staff.*

Statistical Reports

Contents

Page No.

2017 Queensland Electoral District Maps 18

Returning Officers - 2017 State General Election 20

Close of Roll Figures and Deviation from Average Enrolment 21

List of Candidates 22

Successful Candidates by District 27

Summary of Vote Types for Queensland State General Elections held in 2015 and 2017 28

Vote Responses by Electoral District 29

Vote Types by Electoral District 32

Votes for Candidates by District 34

Electoral Districts Won by Registered Parties 35

Gender of Candidates Comparison for State Elections held in 2015 and 2017 36

Historical Record of State General Elections 1860 - 2017 37

Electoral District First Preference Votes and Distribution of Preferences 39

Two Candidate Preferred Results After Preferences by Booth 308

District Profiles 696

Electoral District Maps 721

Note for the Electoral District First Preference Votes and Distribution of Preferences tables: For the first time for a State General election, in 2017 ECQ declared all Returning Officers locations and early voting centres to act as All Districts Centres to allow ordinary votes to be taken by electors outside their electorate (i.e. reduced the number of Absent votes). Those results below that contain 0 indicate no votes taken for those districts at those centres.

Statistical Reports

2017 Queensland Electoral District Maps

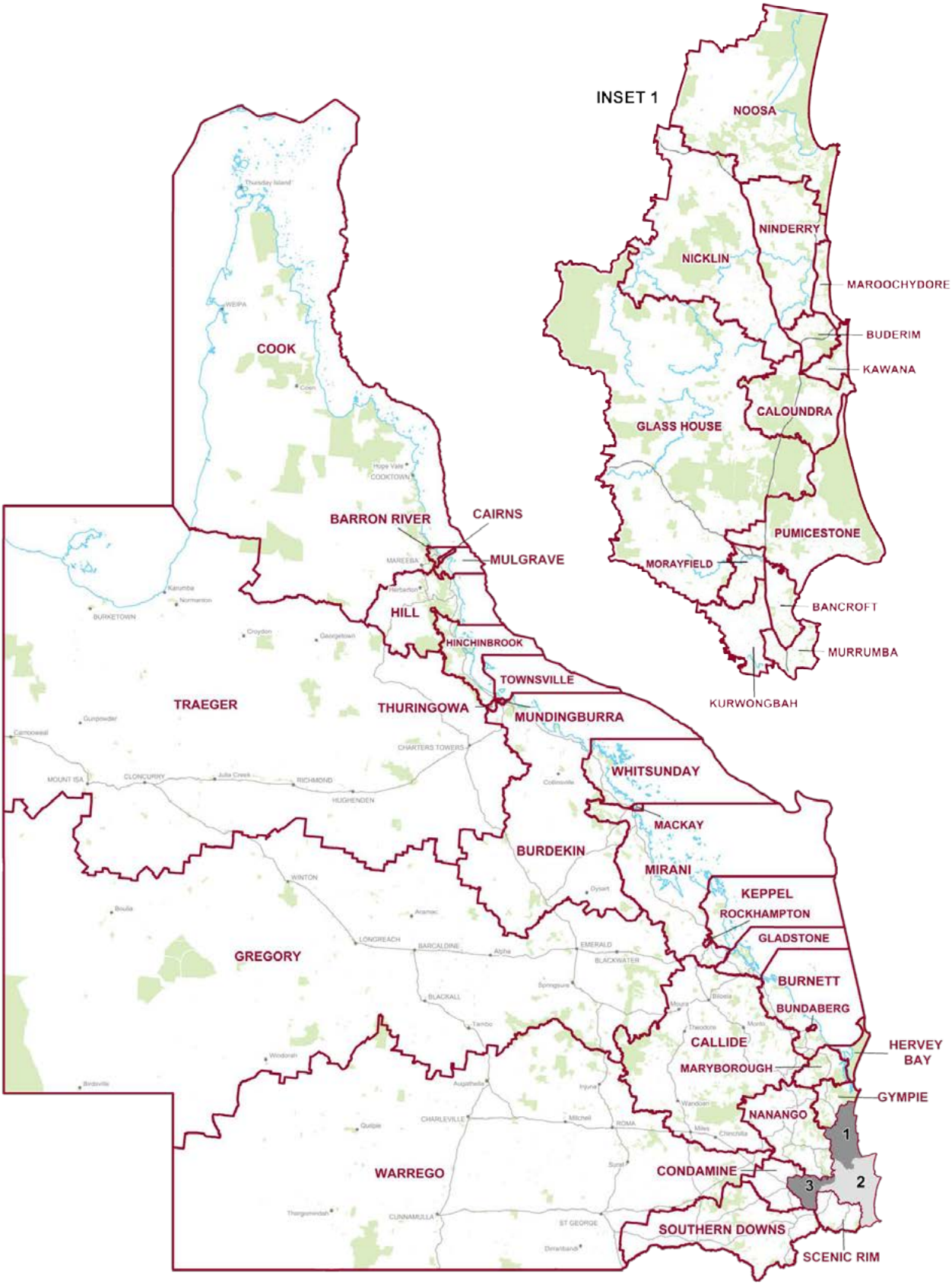

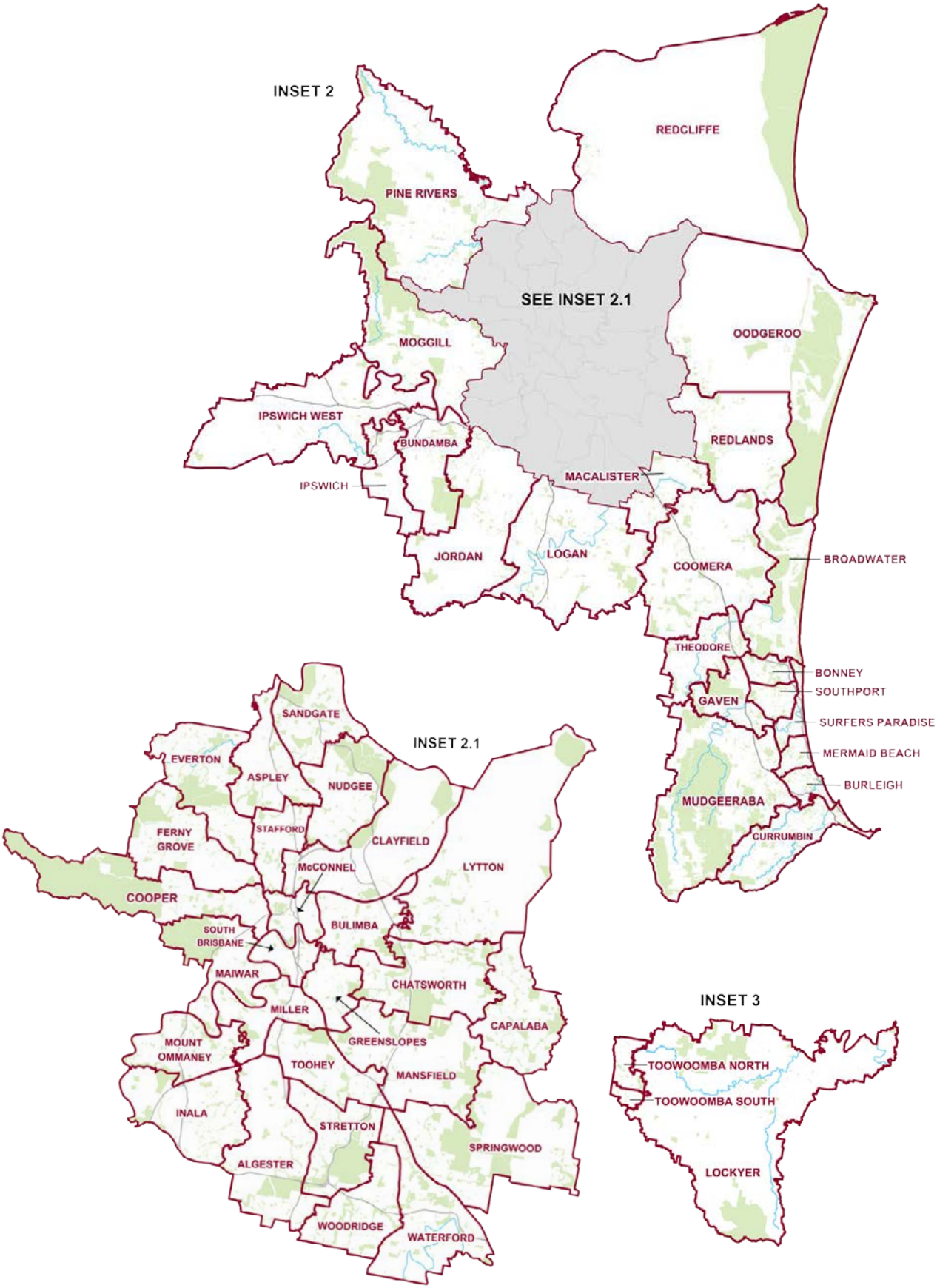
INSET 2
REDCLIFFE
PINE RIVERS
SEE INSET 2.1
OODGEROO
MOGGILL
IPSWICH WEST
BUNDAMBA
REDLANDS
MACALISTER
IPSWICH
JORDAN
LOGAN
COOMERA
BROADWATER
THEODORE
BONNEY
SOUTHPORT
GAVEN
SURFERS PARADISE
MERMAID BEACH
BURLEIGH
MUDGEERABA
CURRUMBIN
INSET 2.1
SANDGATE
EVERTON
ASPLEY
NUDGEE
FERNY GROVE
STAFFORD
CLAYFIELD
McCONNEL
LYTTON
COOPER
SOUTH BRISBANE
BULIMBA
MAIWAR
CHATSWORTH
MILLER
CAPALABA
MOUNT OMMANEY
GREENSLOPES
TOOHEY
MANSFIELD
INALA
STRETTON
SPRINGWOOD
ALGESTER
WOODRIDGE
WATERFORD
INSET 3
TOOWOOMBA NORTH
TOOWOOMBA SOUTH
LOCKYER

Returning Officers - 2017 State General Election

Electoral District	Returning Officer
1 Algester	Wendy O'SULLIVAN
2 Aspley	Tom FREEMAN
3 Bancroft	Bronwyn MADDEN
4 Barron River	Colin HOCKING
5 Bonney	John KAUS
6 Broadwater	Greg MANNING
7 Buderim	Jude SVENSEN
8 Bulimba	Stuart FRASER
9 Bundaberg	John KELLY
10 Bundamba	Peter GORDON
11 Burdekin	Peter KNAPTON
12 Burleigh	Karen BARANY
13 Burnett	Jennifer KELLY
14 Cairns	Graeme REARDON
15 Callide	Wayne GORMLEY
16 Caloundra	Graham PITT
17 Capalaba	Jim BIRCH
18 Chatsworth	Joanne IBLE
19 Clayfield	Michael MARTIN
20 Condamine	Tony MCEWAN
21 Cook*	Julie CIRANNI
22 Coomera	Wayne SWILE
23 Cooper	Stephen HODGE
24 Currumbin	Arch CRUTTENDEN
25 Everton	Bruce GOODWIN
26 Ferny Grove	Graham MEIKLEJOHN
27 Gaven	Debbie ROWE
28 Gladstone	Mark LARNEY
29 Glass House	Lani MERCER
30 Greenslopes	Dennis COLLYER
31 Gregory	Michelle WILLIAMS
32 Gympie	Ken GARNER
33 Hervey Bay	Teresa BRENNAN
34 Hill	Juliette EDWARDS
35 Hinchinbrook	Robert CLARK
36 Inala	David ROBERTS
37 Ipswich	Ray LESCHKE
38 Ipswich West	Linda LINDSAY
39 Jordan	Peter O'SULLIVAN
40 Kawana	Bill WOOLCOCK
41 Keppel	Laura JEREMY
42 Kurwongbah	Kim SCHRAMM
43 Lockyer	Deborah DANN
44 Logan	Ray LANGLER
45 Lytton	Bruce CORRIE
46 Macalister	Bianca DAVIS
47 McConnel	Michael WHITWELL
48 Mackay	Mike DAVIDSON
49 Maiwar	Leanne COOLEE
50 Mansfield	Michelle BLAIR
51 Maroochydore	Ed BERRY
52 Maryborough	Kelvin SAVAGE
53 Mermaid Beach	Lorelle RAWLINGS
54 Miller	Mark TOWNSEND
55 Mirani	Heather BARKER
56 Moggill	William HOGAN (ASSISTANT RETURNING OFFICER)
57 Morayfield	Terry TIBBITS
58 Mount Ommaney	Kerena BURGESS
59 Mudgeeraba	Elaine MCDONAGH
60 Mulgrave	Joanne RUDDICK
61 Mundingburra	David CHAFFEY
62 Murrumba	Dennis MCLEAN
63 Nanango	Graeme GILLANDERS
64 Nicklin	Mark CALDWELL
65 Ninderry	Robin BOYD
66 Noosa	Colin BROWN
67 Nudgee	Tony NIGHTINGALE
68 Oodgeroo	Amanda HEINRICH
69 Pine Rivers	Judy LYNNE
70 Pumicestone	Lynette RYAN
71 Redcliffe	Michael SHERWIN
72 Redlands	Robin SPANN
73 Rockhampton	Natasha DUNNE
74 Sandgate	Gordon WEBSTER
75 Scenic Rim	Gary WESSLING
76 South Brisbane	Gaysley HAGAN
77 Southern Downs	Nathan COSTELLO
78 Southport	Michael WITTMAN
79 Springwood	Kathryn SHAW
80 Stafford	Paul WITTMAN
81 Stretton	Kathryn PHILLIPS
82 Surfers Paradise	Peter WHITEWAY
83 Theodore	Maree SWILE
84 Thuringowa	Liz SUTTON
85 Toohey	Peter MEIKLEJOHN
86 Toowoomba North	Bridget MCGRATH
87 Toowoomba South	Dan LUCEY
88 Townsville	Tracey STREET
89 Traeger	Zoe DOUGLAS
90 Warrego	Owen CROUCH
91 Waterford	Debbie KING
92 Whitsunday	Leanne LLOYD
93 Woodridge	Robert PUGSLEY

* Assistant Returning Officer for Cook - Malama Gray

Close of Roll Figures and Deviation from Average Enrolment 2017
State General Election held on 25/11/2017

Electoral District	Males	Females	Total	% Dev*
Algester	16,601	17,042	33,643	-3.12%
Aspley	17,597	19,276	36,873	6.18%
Bancroft	16,156	17,899	34,056	-1.93%
Barron River	17,464	17,957	35,423	2.01%
Bonney	15,872	17,355	33,230	-4.31%
Broadwater	15,987	17,524	33,511	-3.50%
Buderim	16,027	18,791	34,822	0.28%
Bulimba	18,272	19,552	37,824	8.92%
Bundaberg	16,343	18,414	34,757	0.09%
Bundamba	16,440	17,194	33,639	-3.13%
Burdekin	17,512	16,781	34,295	-1.24%
Burleigh	16,351	18,458	34,812	0.25%
Burnett	17,120	16,895	34,015	-2.05%
Cairns	18,344	18,224	36,569	5.31%
Callide	16,960	16,579	33,540	-3.42%
Caloundra	16,296	17,967	34,268	-1.32%
Capalaba	17,313	18,600	35,913	3.42%
Chatsworth	16,540	18,273	34,815	0.26%
Clayfield	18,841	19,608	38,454	10.74%
Condamine	18,234	18,291	36,525	5.18%
Cook**	16,240	16,147	32,394	4.62%
Coomera	17,952	19,055	37,009	6.57%
Cooper	17,905	18,943	36,850	6.12%
Currumbin	16,545	17,864	34,409	-0.91%
Everton	17,792	19,040	36,833	6.07%
Ferny Grove	17,155	18,301	35,461	2.12%
Gaven	15,791	16,989	32,785	-5.59%
Gladstone	16,440	15,775	32,216	-7.23%
Glass House	16,275	17,088	33,365	-3.92%
Greenslopes	17,250	18,516	35,771	3.01%
Gregory**	12,710	12,152	24,862	-1.93%
Gympie	18,192	18,762	36,955	6.42%
Hervey Bay	17,753	19,867	37,620	8.33%
Hill	18,272	18,621	36,893	6.24%
Hinchinbrook	16,925	16,562	33,488	-3.57%
Inala	16,334	17,633	33,970	-2.18%
Ipswich	15,353	16,417	31,774	-8.50%
Ipswich West	16,455	17,441	33,898	-2.38%
Jordan	16,381	16,952	33,336	-4.00%
Kawana	16,437	18,404	34,844	0.34%
Keppel	17,281	18,026	35,307	1.67%
Kurwongbah	16,762	18,017	34,780	0.16%
Lockyer	16,495	17,064	33,559	-3.36%
Logan	16,064	16,936	33,002	-4.96%
Lytton	17,252	18,984	36,237	4.35%
Macalister	16,740	18,154	34,898	0.50%
McConnel	18,178	16,833	35,013	0.83%
Mackay	18,351	18,905	37,259	7.29%
Maiwar	18,582	19,017	37,608	8.30%
Mansfield	16,275	17,581	33,859	-2.50%
Maroochydore	16,445	17,899	34,346	-1.09%
Maryborough	17,688	18,441	36,130	4.04%
Mermaid Beach	16,403	18,073	34,479	-0.71%
Miller	16,716	17,849	34,567	-0.46%
Mirani	16,792	15,971	32,764	-5.65%
Moggill	16,965	17,938	34,904	0.51%
Morayfield	16,540	18,073	34,615	-0.32%
Mount Ommaney	17,195	18,109	35,305	1.67%
Mudgeeraba	17,225	19,040	36,268	4.44%
Mulgrave	16,632	17,557	34,190	-1.54%
Mundingburra	16,745	17,054	33,801	-2.66%
Murrumba	17,402	19,645	37,050	6.69%
Nanango	17,907	18,310	36,217	4.29%
Nicklin	15,596	17,211	32,813	-5.51%
Ninderry	17,324	18,381	35,706	2.82%
Noosa	17,222	18,537	35,759	2.97%
Nudgee	17,854	18,750	36,606	5.41%
Oodgeroo	15,193	16,920	32,116	-7.52%
Pine Rivers	18,123	18,904	37,031	6.64%
Pumicestone	16,796	18,208	35,004	0.80%
Redcliffe	17,412	19,270	36,684	5.64%
Redlands	16,713	17,919	34,632	-0.27%
Rockhampton	17,243	18,558	35,801	3.10%
Sandgate	17,113	19,009	36,123	4.02%
Scenic Rim	17,790	18,453	36,245	4.37%
South Brisbane	17,420	17,031	34,460	-0.77%
Southern Downs	17,551	18,069	35,622	2.58%
Southport	16,309	17,693	34,005	-2.08%
Springwood	17,275	18,044	35,319	1.71%
Stafford	18,036	19,601	37,641	8.39%
Stretton	16,690	16,853	33,547	-3.40%
Surfers Paradise	16,762	16,591	33,354	-3.95%
Theodore	15,936	17,307	33,243	-4.27%
Thuringowa	16,870	18,547	35,418	1.99%
Toohey	16,717	16,865	33,588	-3.28%
Toowoomba North	17,455	19,143	36,602	5.40%
Toowoomba South	17,167	20,246	37,415	7.74%
Townsville	17,453	17,470	34,926	0.58%
Traeger**	13,194	12,930	26,132	-0.05%
Warrego**	14,914	14,701	29,615	4.74%
Waterford	15,874	17,154	33,029	-4.89%
Whitsunday	16,806	16,131	32,939	-5.15%
Woodridge	17,757	18,522	36,286	4.49%
Queensland	**1,571,627**	**1,657,703**	**3,229,536**	
Average Electoral District Enrolment			**34,726**	

*% Deviation of Average Electoral District Enrolment

** Weighted Electoral District - % Deviation takes into account 2% weighting for every sq km for districts greater than 100,000 sq kms in size

List of Candidates at the 2017 State General Election

Electorate	Candidates Name
Algester	LANYON, Darryl (Pauline Hanson's One Nation) PATTISON, Clinton (LNP) ENOCH, Leeanne (Australian Labor Party) O'BRIEN, Patricia (The Greens)
Aspley	MELLISH, Bart (Australian Labor Party) HANSEN, James (The Greens) ROSS, Stephen SKILBECK, Neil (Civil Liberties, Consumer Rights, No-Tolls) BYRNE, Shaun (Pauline Hanson's One Nation) DAVIS, Tracy (LNP) KING, Zachary
Bancroft	GRANT, Barry THOMAS, Kara (LNP) DEJUN, Simone (The Greens) WHITING, Christopher (Australian Labor Party) BOULIS, Christopher (Pauline Hanson's One Nation)
Barron River	TROUT, Michael (LNP) HODGETTS, Andrew BOYD, Cameron (The Greens) CRAWFORD, Craig (Australian Labor Party) TONKIN, Cheryl SCHEBELLA, Andrew (Pauline Hanson's One Nation)
Bonney	O'CONNOR, Samuel (LNP) NIGHTINGALE, Ronald HOLZBERGER, Rowan (Australian Labor Party) JAVANMARD, Amin-Reza (The Greens) BUEGGE, Robert
Broadwater	BALL, Brenden (Pauline Hanson's One Nation) KWON, Daniel (The Greens) CRISAFULLI, David (LNP) FLORI, Peter (Australian Labor Party)
Buderim	MICKELBERG, Brent (LNP) MACKENZIE, Kenneth (Australian Labor Party) DICKSON, Steven (Pauline Hanson's One Nation) BURTON, Tracy (The Greens)
Bulimba	LE GOULLON, Bernadette JELL, Angus WARD, Fiona (LNP) FARMER, Dianne (Australian Labor Party) JODELL, Felicity (The Greens)
Bundaberg	CORBETT, Alan SMITH, Richard GLASS, Richard BUCHANAN, Marianne (The Greens) DONALDSON, Leanne (Australian Labor Party) BATT, David (LNP) TRUSCOTT, Jane (Pauline Hanson's One Nation)
Bundamba	HERBERT, Patrick (LNP) LIN, Shan-Ju JUDD, Trevor DUNCAN, Michelle (The Greens) MILLER, Jo-Ann (Australian Labor Party) PETERSEN, Patricia
Burdekin	LAST, Dale (LNP) COX, Samuel (Pauline Hanson's One Nation) BING, Mathew (The Greens) BRUNKER, Michael (Australian Labor Party)
Burleigh	HART, Michael (LNP) BURGOYNE, Peter (The Greens) HISLOP, Gail (Australian Labor Party)
Burnett	BENNETT, Stephen (LNP) LYNCH, Ashley (Pauline Hanson's One Nation) ROBERTS, Tim (The Greens) HARVEY, Lee (Australian Labor Party)
Cairns	HODGE, Ian (Pauline Hanson's One Nation) MCDONALD, Aaron (The Greens) HEALY, Michael (Australian Labor Party) PYNE, Robert MARINO, Samuel (LNP)
Callide	BAKER, Jaiben (The Greens) RADEL, Robert (Katter's Australian Party) BLACKWOOD, Darren (Australian Labor Party) BOYCE, Colin (LNP) ANDERSON, Sandra LOHSE, Sharon (Pauline Hanson's One Nation)
Caloundra	JONES, Rodney (Pauline Hanson's One Nation) HUNT, Jason (Australian Labor Party) FINCH, Marcus (The Greens) MCARDLE, Mark (LNP)
Capalaba	TAYLOR, Paul (Pauline Hanson's One Nation) BROWN, Donald (Australian Labor Party) LEAFE, Cameron (LNP) LAVENDER, Jason SANDERSON, Joshua (The Greens)
Chatsworth	MINNIKIN, Steven (LNP) KEENE, Paul (Australian Labor Party) NELSON, David (The Greens)
Clayfield	NICHOLLS, Timothy (LNP) OGDEN, Claire (The Greens) ANTHONY, Philip (Australian Labor Party)
Condamine	HUYBREGTS, Brendon (Australian Labor Party) TURNBULL, Christopher (The Greens) ASHMAN, Frank (Pauline Hanson's One Nation) WEIR, Patrick (LNP) HILL, John (Katter's Australian Party)
Cook	JOHNSON, Penny (LNP) SACKLEY, Jeanette (Pauline Hanson's One Nation) MATHEWS, Brynn (The Greens) RASMUSSEN, Gordon (Katter's Australian Party) LUI, Cynthia (Australian Labor Party)
Coomera	CRANDON, Michael (LNP) JOHNSON, Christopher (Australian Labor Party) PIGDON, Ronald (Pauline Hanson's One Nation) KERWIN, Tayla (The Greens)

List of Candidates at the 2017 State General Election (Cont.)

Electorate	Candidates Name
Cooper	WILTSHIRE, Robert JONES, Kate (Australian Labor Party) WALTERS, Reece (The Greens) SHEARMAN, Robert (LNP)
Currumbin	STUCKEY, Janet (LNP) SEMPLE, Andrew LEADER, Georgi (Australian Labor Party) WYATT, David (The Greens)
Everton	MANDER, Timothy (LNP) CLINCH, Bridget (The Greens) GREENE, David (Australian Labor Party)
Ferny Grove	WORLD, Elizabeth (The Greens) ELSTON, Nicholas (LNP) FURNER, Mark (Australian Labor Party) FOO, Lisa
Gaven	CRAMP, Sidney (LNP) SCANLON, Meaghan (Australian Labor Party) SPAIN, Sally (The Greens)
Gladstone	CONAGLEN, Chay (LNP) BUTCHER, Glenn (Australian Labor Party) BAKER, Peta (The Greens) LOHSE, Amy (Pauline Hanson's One Nation)
Glass House	BELL-HENSELIN, Tracey (Pauline Hanson's One Nation) POWELL, Andrew (LNP) MUREAU, Suzannah HAMPSTEAD, Brent (Australian Labor Party) WEBER, Sue (The Greens)
Greenslopes	HUML, Victor (The Greens) KELLY, Joseph (Australian Labor Party) KAYE, Ian (LNP)
Gregory	WESTON, Norman (The Greens) MILLAR, Lachlan (LNP) HIGGINS, Brian (Pauline Hanson's One Nation) CURRIE, Bruce KERRIGAN, David (Australian Labor Party)
Gympie	DOBSON, Michelle (Pauline Hanson's One Nation) MCWILLIAM, Tracey (Australian Labor Party) KENNEDY-PERRIMAN, Roxanne (The Greens) PERRETT, Anthony (LNP) REARDON, Donna
Hervey Bay	CAMERON, Jennifer (The Greens) TANTARI, Adrian (Australian Labor Party) SORENSEN, Edward (LNP) HUXHAM, Damian (Pauline Hanson's One Nation) DEAN, Jannean
Hill	O'BRIEN, Diana (Australian Labor Party) QUAGLIATA, Mario (LNP) KLOOT, Johanna (The Greens) TUXFORD, Chester KNUTH, Shane (Katter's Australian Party) WORTH, Stewart
Hinchinbrook	RAFFLES, Peter BELL, Margaret (Pauline Hanson's One Nation) BURNESS, Lyle (The Greens) DAMETTO, Nicholas (Katter's Australian Party) JACOB, Paul (Australian Labor Party) CRIPPS, Andrew (LNP)
Inala	PALASZCZUK, Annastacia (Australian Labor Party) MCFARLANE, Leanne (LNP) SIDHU, Navdeep (The Greens)
Ipswich	ROBERTS, Malcolm (Pauline Hanson's One Nation) CASWELL, Andrew (LNP) MORRISSEY, Brett (The Greens) AGGETT, Troy HOWARD, Jennifer (Australian Labor Party)
Ipswich West	MADDEN, James (Australian Labor Party) TRUSSELL, Bradley (Pauline Hanson's One Nation) MULLER, Keith (The Greens) O'NEILL, Anna (LNP)
Jordan	MULLEN, Charis (Australian Labor Party) PUCCI, Michael (Pauline Hanson's One Nation) MURRAY, Duncan (LNP) HODGSON, Stephen ERVIK, Peter (Civil Liberties, Consumer Rights, No-Tolls) CUTCLIFFE, Philip PURCELL, Steven (The Greens)
Kawana	JESSOP, Michael MOSS, Mark (Australian Labor Party) SPENDLOVE, Annette (The Greens) DAVEY, Jeremy BLEIJIE, Jarrod (LNP)
Keppel	LOTH, Matthew (Pauline Hanson's One Nation) LAUGA, Brittany (Australian Labor Party) MULLBRICK, Clancy (The Greens) BLUNDELL, Peter (LNP)
Kurwongbah	HADDOCK, Karen (Pauline Hanson's One Nation) COOK, Allan (LNP) DOHERTY, Rachel (The Greens) KING, Shane (Australian Labor Party) PROHASKA, Thor
Lockyer	MCDONALD, James (LNP) SAVAGE, James (Pauline Hanson's One Nation) SIMONS, Francis (The Greens) LINCOLN, Nicole (Australian Labor Party) PARR, Anthony
Logan	VICARIO, Gloria (LNP) JENKINSON, Liam (The Greens) BANNAN, Scott (Pauline Hanson's One Nation) COX, Danielle POWER, Linus (Australian Labor Party) MURPHY, Daniel

List of Candidates at the 2017 State General Election (Cont.)

Electorate	Candidates Name
Lytton	PEASE, Joan (Australian Labor Party) STRAHAN, Karren (LNP) BLACK, Suzanne (Pauline Hanson's One Nation) AUSTIN, Kenneth (The Greens)
Macalister	NEHRING, Gabi (The Greens) MUSGRAVE, Benjamin (Civil Liberties, Consumer Rights, No-Tolls) BRADLEY, Gregory VAN MANEN, Judith (LNP) JOHNSTON, Hetty CLANCY, Janelle MCMAHON, Melissa (Australian Labor Party)
McConnel	FORSTER, Jamie (LNP) DOBINSON, John GRACE, Ignazia (Australian Labor Party) EMANUEL, Kamala LOVEJOY, Kirsten (The Greens) GILMOUR, Edward
Mackay	KEIOSKIE, Jeffrey (Pauline Hanson's One Nation) MCCANN, Martin GILBERT, Julieanne (Australian Labor Party) JENNINGS, Elliot (The Greens) BATZLOFF, Nicole (LNP)
Maiwar	BERKMAN, Michael (The Greens) DIAMOND, Anita KING, Ali-Breeze (Australian Labor Party) EMERSON, Scott (LNP)
Mansfield	WALKER, Ian (LNP) BELL, Barbara (The Greens) MCMILLAN, Corrine (Australian Labor Party) SYMES, Neil (Pauline Hanson's One Nation)
Maroochydore	MCGLONE, Julie (Australian Labor Party) SIMPSON, Fiona (LNP) YOUNG, Cameron (Pauline Hanson's One Nation) BRYAR, Daniel (The Greens)
Maryborough	CURRIE, Roger KINGSTON, Richard (LNP) HANSEN, James (Pauline Hanson's One Nation) SAUNDERS, Bruce (Australian Labor Party) ARMSTRONG, Craig (The Greens)
Mermaid Beach	BLUNDELL-THORNTON, Joshua (Australian Labor Party) HECKE, Mona WAINWRIGHT, Helen (The Greens) ALLPORT, Richard BERIC, Saraya PEAD, Gary STEVENS, Raymond (LNP)
Miller	KIPPEN, Belinda (LNP) STARR, Edward BAILEY, Mark (Australian Labor Party) CLARKE, Deniz (The Greens)
Mirani	LATTER, Kerry (LNP) ANDREW, Stephen (Pauline Hanson's One Nation) PEARCE, James (Australian Labor Party) CARLISLE, Christine (The Greens)
Moggill	MCCANE, Lawson (The Greens) RAYWARD, Amy (Civil Liberties, Consumer Rights, No-Tolls) JONES, Evan (Australian Labor Party) ROWAN, Christian (LNP)
Morayfield	SNOW, Jason (LNP) RYAN, Mark (Australian Labor Party) JANULEWICZ, Jamie BEHRENS, Gavin (The Greens) HANSEN, Rodney (Pauline Hanson's One Nation)
Mount Ommaney	MULKEARNS, Jennifer (The Greens) SMITH, Tarnya (LNP) EUGARDE, Ian (Pauline Hanson's One Nation) PUGH, Jessica (Australian Labor Party)
Mudgeeraba	TAYLOR, Paul (Australian Labor Party) PEAD, Jill LIDDELL, Andrew (Pauline Hanson's One Nation) SHERWOOD, William DUNCAN, Rodney (The Greens) BATES, Rosslyn (LNP)
Mulgrave	SAMPERI, Karina (LNP) PITT, Curtis (Australian Labor Party) BERTUCH, Susan (Pauline Hanson's One Nation) MURRAY, Carmel (The Greens)
Mundingburra	EASZON, Dennis CHARLWOOD, Malcolm (Pauline Hanson's One Nation) BROWN, Jennifer (The Greens) ABRAHAM, Michael (Katter's Australian Party) VIRGO, Geoffrey O'ROURKE, Coralee (Australian Labor Party) DERLAGEN, Matthew (LNP) BIRRELL, Alan
Murrumba	MILES, Steven (Australian Labor Party) DARE, Scott (Pauline Hanson's One Nation) KENNEDY, Jason (The Greens) GULLEY, Reg (LNP)
Nanango	HARBISON, John (The Greens) FRECKLINGTON, Deborah (LNP) GRANT, Douglas (Pauline Hanson's One Nation) RANKIN, Benjamin (Australian Labor Party)
Nicklin	HUNT, Martin (LNP) TYRRELL, Michael (The Greens) FORD, Steven (Pauline Hanson's One Nation) RADIC, Rachel RAETHEL, Justin (Australian Labor Party) MOORE, Tony HODGES, Jeffrey (Civil Liberties, Consumer Rights, No-Tolls)

List of Candidates at the 2017 State General Election (Cont.)

Electorate	Candidates Name
Ninderry	RILEY, Jamila WARD, Barry (Pauline Hanson's One Nation) PURDIE, Daniel (LNP) BRUINSMA, Rients ETHERIDGE, Susan (The Greens) GISSANE, William (Australian Labor Party)
Noosa	BOLTON, Sandra WHITESIDE, Eve-Marie (Pauline Hanson's One Nation) BRISTOW, Robin ELMES, Glen (LNP) DENHAM, Mark (Australian Labor Party) JENKINS, Phillip (The Greens) WHITE, Aaron
Nudgee	ACKERMAN, Ell-Leigh (The Greens) GLAZE, Deborah (LNP) LINARD, Leanne (Australian Labor Party) SIMPSON, Anthony
Oodgeroo	SCOTT, Bradley (The Greens) ROBINSON, Mark (LNP) AUSTIN, Anthony (Australian Labor Party)
Pine Rivers	HOLSWICH, Seath KOSENKO, Michael BOYD, Nikki (Australian Labor Party) MARGARITIS, Jack (The Greens) FRENCH, Gregory (Civil Liberties, Consumer Rights, No-Tolls) WARREN, Peter (Pauline Hanson's One Nation) THOMPSON, Christopher (LNP)
Pumicestone	HOOGWAERTS, Michael (Australian Labor Party) WILSON, Simone (LNP) WILLIAMS, Rick BURGESS, Jason LONGLAND, Anthony (The Greens) FAHEY, Gregory (Pauline Hanson's One Nation)
Redcliffe	BOVILL, James (The Greens) PHILP, Ian YOUNG, Graham DOOLEY, Kerri-Anne (LNP) JARVIS, Shayne D'ATH, Yvette (Australian Labor Party)
Redlands	KEOGH, David (The Greens) DOWLING, Peter RICHARDS, Kim (Australian Labor Party) QUICK, Jason (Pauline Hanson's One Nation) MCEACHAN, Matthew (LNP)
Rockhampton	RODGERS, Douglas (LNP) O'ROURKE, Barry (Australian Labor Party) STRELOW, Margaret ROTHERY, Wade (Pauline Hanson's One Nation) GIAMARELOS, Kate (The Greens)
Sandgate	HINCHLIFFE, Stirling (Australian Labor Party) LE ROY, Miree (The Greens) VAN DER HOEK, Jessie-Lee (LNP) STEPHEN, Matthew (Pauline Hanson's One Nation)
Scenic Rim	GIRARD, Shannon (The Greens) BUCHAN, Carolyn (Australian Labor Party) KRAUSE, Jonathan (LNP) SMITH, Rodney (Pauline Hanson's One Nation)
South Brisbane	BOELE, Karel TRAD, Jacklyn (Australian Labor Party) MURRAY, Cameron MACMAHON, Amy (The Greens) KELLY, Karagh-Mae QUINN, Simon (LNP) JORDAN, Frank
Southern Downs	LISTER, James (LNP) RICHTERS, Joel (Australian Labor Party) MACKENZIE, Robert COYNE, Joshua (Pauline Hanson's One Nation) NAUSS, Jay VAN GEUNS, Antonia (The Greens)
Southport	LE PLASTRIER, Michelle (The Greens) MOLHOEK, Robert (LNP) FLORI, Ricky JOUBERT, Johan (Civil Liberties, Consumer Rights, No-Tolls) SEARLE, Judith (Australian Labor Party)
Springwood	TAYLOR, John (Civil Liberties, Consumer Rights, No-Tolls) DE BRENNI, Michael (Australian Labor Party) TALTY, Julie (LNP) COTTER, Neil (The Greens)
Stafford	LYNHAM, Anthony (Australian Labor Party) SANGJITPHUN, Wuttipong (LNP) MEYER, John (The Greens)
Stretton	HOLLEY, Shane (Pauline Hanson's One Nation) NANDAULA, Anisa (The Greens) REDDY, Shyamal OSTAPOVITCH, Freya (LNP) PEGG, Duncan (Australian Labor Party)
Surfers Paradise	WALKER, Anthony (Australian Labor Party) LANGBROEK, John-Paul (LNP) BAKER-PEARCE, Tylere TURNER, Scott (The Greens) MANLEY, Christopher
Theodore	BOOTHMAN, Mark (LNP) MENI, Tina (The Greens) STANTON, Luz (Australian Labor Party) LANE, Darrell (Pauline Hanson's One Nation)
Thuringowa	RUBENACH, Michael (The Greens) HARPER, Aaron (Australian Labor Party) MARTINEZ, Nicholas (LNP) LANE, Stephen THORNTON, Mark (Pauline Hanson's One Nation) FOX, Terrence (Katter's Australian Party)

List of Candidates at the 2017 State General Election (Cont.)

Electorate	Candidates Name
Toohey	SHORTEN, Anthony (LNP) ZHANG, Guansheng (Pauline Hanson's One Nation) RUSSO, Peter (Australian Labor Party) KING, Gordon (The Greens)
Toowoomba North	CHIDLEY, Emmeline (The Greens) WILSON, Paul (Pauline Hanson's One Nation) TOWNSEND, Josephine WATTS, Trevor (LNP) SHINE, Kerry (Australian Labor Party)
Toowoomba South	SCAMP, Jeremy (Pauline Hanson's One Nation) KRAUSE, Susan (Australian Labor Party) JANETZKI, David (LNP) BERRY, Robert NELLIGAN, Alyce (The Greens)
Townsville	COLLINS, Lindy STEWART, Scott (Australian Labor Party) RYAN, Rebecca (The Greens) SCOTT, Casie (LNP) EVANS, Allan (Pauline Hanson's One Nation)
Traeger	KATTER, Robert (Katter's Australian Party) BIRD, Ronald (LNP) SCRIVEN, Craig ISAACS, Sarah SLADE, Danielle (Australian Labor Party) RELPH, Peter (The Greens)
Warrego	MAZLIN, Ian (The Greens) LEAHY, Ann (LNP) BAMBERRY, Sandra O'BRIEN, Mark (Australian Labor Party) LOUGHNAN, Robert (Katter's Australian Party) STONE, Mark
Waterford	WESTGUARD, Felicity (LNP) MCKENZIE MCKINNON, Lee MILLER, Kimberley (Pauline Hanson's One Nation) FENTIMAN, Shannon (Australian Labor Party) PETERSEN, Kirsty (The Greens)
Whitsunday	SKIPPEN, Noel (Pauline Hanson's One Nation) COSTIGAN, Jason (LNP) LINDENBERG, Imogen (The Greens) VAN BLARCOM, Gilbert WHITNEY, Jennifer (Katter's Australian Party) TAHA, Bronwyn (Australian Labor Party)
Woodridge	DICK, Cameron (Australian Labor Party) RICE, Jacob (The Greens) ROOMS, Michael (LNP) PALMER, Trevor

Successful Candidates by District

ELECTORAL ACT 1992

In pursuance of the provisions of section 132(2)(c) of the *Electoral Act 1992*, notification is hereby given that the following candidates have been elected as members of the Legislative Assembly at the Queensland State General Election held on Saturday, 25 November 2017.

Electoral District	Name of Candidate
Algester	Leeanne ENOCH
Aspley	Bart John MELLISH
Bancroft	Christopher Guy WHITING
Barron River	Craig Daryl CRAWFORD
Bonney	Samuel Thomas O'CONNOR
Broadwater	David Frank CRISAFULLI
Buderim	Brent Andrew MICKELBERG
Bulimba	Dianne Elizabeth FARMER
Bundaberg	David John BATT
Bundamba	Jo-Ann Roslyn MILLER
Burdekin	Dale Raymond LAST
Burleigh	Michael James HART
Burnett	Stephen Andrew BENNETT
Cairns	Michael Patrick Thomas HEALY
Callide	Colin Einar BOYCE
Caloundra	Mark Francis MCARDLE
Capalaba	Donald Jon BROWN
Chatsworth	Steven James MINNIKIN
Clayfield	Timothy James NICHOLLS
Condamine	Patrick Thomas WEIR
Cook	Cynthia Lillian LUI
Coomera	Michael John CRANDON
Cooper	Kate Jennifer JONES
Currumbin	Janet Anne STUCKEY
Everton	Timothy Leonard MANDER
Ferny Grove	Mark Lionel FURNER
Gaven	Meaghan Alana Jenkins SCANLON
Gladstone	Glenn James BUTCHER
Glass House	Andrew Cary POWELL
Greenslopes	Joseph Patrick KELLY
Gregory	Lachlan Lucas MILLAR
Gympie	Anthony John PERRETT
Hervey Bay	Edward John SORENSEN
Hill	Shane Andrew KNUTH
Hinchinbrook	Nicholas DAMETTO
Inala	Annastacia PALASZCZUK
Ipswich	Jennifer Ruth HOWARD
Ipswich West	James Edward MADDEN
Jordan	Charis MULLEN
Kawana	Jarrod Pieter BLEIJIE
Keppel	Brittany Louise LAUGA
Kurwongbah	Shane Roderick KING
Lockyer	James John MCDONALD
Logan	Linus POWER
Lytton	Joan Ellen PEASE
Macalister	Melissa Fay MCMAHON
McConnel	Ignazia GRACE
Mackay	Julieanne Claire GILBERT
Maiwar	Michael Craig BERKMAN
Mansfield	Corrine Patricia MCMILLAN
Maroochydore	Fiona SIMPSON
Maryborough	Bruce Mark SAUNDERS
Mermaid Beach	Raymond Alexander STEVENS
Miller	Mark Craig BAILEY
Mirani	Stephen Seymour James ANDREW
Moggill	Christian Andrew Carr ROWAN
Morayfield	Mark Thomas RYAN
Mount Ommaney	Jessica Claire PUGH
Mudgeeraba	Rosslyn BATES
Mulgrave	Curtis Warren PITT
Mundingburra	Coralee Jane O'ROURKE
Murrumba	Steven John MILES
Nanango	Deborah Kay FRECKLINGTON
Nicklin	Martin HUNT
Ninderry	Daniel Gerard PURDIE
Noosa	Sandra Leigh BOLTON
Nudgee	Leanne Maree LINARD
Oodgeroo	Mark Andrew ROBINSON
Pine Rivers	Nikki Anne BOYD
Pumicestone	Simone Marie WILSON
Redcliffe	Yvette D'ATH
Redlands	Kim Elizabeth RICHARDS
Rockhampton	Barry Leonard O'ROURKE
Sandgate	Stirling James HINCHLIFFE
Scenic Rim	Jonathan Mark KRAUSE
South Brisbane	Jacklyn Anne TRAD
Southern Downs	James Paul LISTER
Southport	Robert MOLHOEK
Springwood	Michael Christopher DE BRENNI
Stafford	Anthony Joseph LYNHAM
Stretton	Duncan Andrew PEGG
Surfers Paradise	John-Paul Honore LANGBROEK
Theodore	Mark Andrew BOOTHMAN
Thuringowa	Aaron David HARPER
Toohey	Peter Samuel RUSSO
Toowoomba North	Trevor John WATTS
Toowoomba South	David JANETZKI
Townsville	Scott James STEWART
Traeger	Robert Ignatius KATTER
Warrego	Ann LEAHY
Waterford	Shannon Maree FENTIMAN
Whitsunday	Jason Noel COSTIGAN
Woodridge	Cameron Robert DICK

In pursuance of the provisions of section 132(2)(a) the abovementioned names have been written on the Writ which, in accordance with section 132(2)(b), was returned to His Excellency the Governor on 11 December 2017.

Electoral Commission

Summary of Vote Types for Queensland State General Elections held in 2015 and 2017

Vote Type	2015 Formal	2015 % Total Formal	2015 Informal	2015 % Total Informal	2015 Total	2015 % Total Votes	2017 Formal	2017 % Total Formal	2017 Informal	2017 % Total Informal	2017 Total	2017 % Total Votes	% Change Total 2015 to 2017
Ordinary	1,659,521	63.26%	40,246	71.32%	1,699,767	63.43%	1,543,592	57.09%	72,332	58.96%	1,615,924	57.17%	-4.93%
Postal and Unenrolled	242,165	9.23%	2,277	4.04%	244,442	9.12%	284,389	10.52%	18,687	15.23%	303,076	10.72%	23.99%
Pre-Poll in Person	517,031	19.71%	9,265	16.42%	526,296	19.64%	717,352	26.53%	23,920	19.50%	741,272	26.22%	40.85%
Absent	155,646	5.93%	3,632	6.44%	159,278	5.94%	131,896	4.88%	6,522	5.32%	138,418	4.90%	-13.10%
Electoral Visitor	944	0.04%	16	0.03%	960	0.04%	12,888	0.48%	576	0.47%	13,464	0.48%	1302.50%
Declared Institution	21,092	0.80%	392	0.69%	21,484	0.80%	5,467	0.20%	270	0.22%	5,737	0.20%	-73.30%
Polling Day Declarations	11,285	0.43%	173	0.31%	11,458	0.43%	8,357	0.31%	365	0.30%	8,722	0.31%	-23.88%
Uncertain Identity	15,759	0.60%	430	0.76%	16,189	0.60%	0	0.00%	0	0.00%	0	0.00%	-100.00%
Total	**2,623,443**	**100.00%**	**56,431**	**100.00%**	**2,679,874**	**100.00%**	**2,703,941**	**100.00%**	**122,672**	**100.00%**	**2,826,613**	**100.00%**	**5.48%**

Vote Responses By Electoral District

No.	Electoral District	Enrolment	Votes Recorded Formal	Votes Recorded Informal	Total	Percentage of Total Votes to Roll	Percentage of Informal to Total Votes
1	Algester	33,643	27,781	1537	29,318	82.58%	5.24%
2	Aspley	36,873	32,108	1278	33,386	87.08%	3.83%
3	Bancroft	34,056	28,518	1270	29,788	83.74%	4.26%
4	Barron River	35,423	28,359	1380	29,739	80.06%	4.64%
5	Bonney	33,230	25,999	1633	27,632	78.24%	5.91%
6	Broadwater	33,511	27,843	1100	28,943	83.09%	3.80%
7	Buderim	34,822	29,588	1091	30,679	84.97%	3.56%
8	Bulimba	37,824	32,082	1140	33,222	84.82%	3.43%
9	Bundaberg	34,757	29,783	1476	31,259	85.69%	4.72%
10	Bundamba	33,639	26,024	2337	28,361	77.36%	8.24%
11	Burdekin	34,295	29,265	997	30,262	85.33%	3.29%
12	Burleigh	34,812	27,586	1625	29,211	79.24%	5.56%
13	Burnett	34,015	29,614	1205	30,819	87.06%	3.91%
14	Cairns	36,569	28,407	1206	29,613	77.68%	4.07%
15	Callide	33,540	28,905	1089	29,994	86.18%	3.63%
16	Caloundra	34,268	29,090	1234	30,324	84.89%	4.07%
17	Capalaba	35,913	31,021	1400	32,421	86.38%	4.32%
18	Chatsworth	34,815	30,090	1280	31,370	86.43%	4.08%
19	Clayfield	38,454	32,108	1256	33,364	83.50%	3.76%
20	Condamine	36,525	32,421	1117	33,538	88.76%	3.33%
21	Cook	32,394	25,200	1124	26,324	77.79%	4.27%
22	Coomera	37,009	29,311	1806	31,117	79.20%	5.80%
23	Cooper	36,850	32,341	809	33,150	87.76%	2.44%
24	Currumbin	34,409	27,713	1352	29,065	80.54%	4.65%
25	Everton	36,833	32,369	1273	33,642	87.88%	3.78%
26	Ferny Grove	35,461	31,064	978	32,042	87.60%	3.05%
27	Gaven	32,785	26,482	1848	28,330	80.77%	6.52%
28	Gladstone	32,216	26,915	929	27,844	83.55%	3.34%
29	Glass House	33,365	28,773	1068	29,841	86.24%	3.58%
30	Greenslopes	35,771	30,538	1114	31,652	85.37%	3.52%
31	Gregory	24,862	21,112	703	21,815	84.92%	3.22%
32	Gympie	36,955	31,765	1392	33,157	85.96%	4.20%
33	Hervey Bay	37,620	31,946	1345	33,291	84.92%	4.04%
34	Hill	36,893	31,276	1153	32,429	84.77%	3.56%
35	Hinchinbrook	33,488	28,301	1208	29,509	84.51%	4.09%
36	Inala	33,970	27,306	2105	29,411	80.38%	7.16%
37	Ipswich	31,774	26,709	1473	28,182	84.06%	5.23%
38	Ipswich West	33,898	28,687	1427	30,114	84.63%	4.74%
39	Jordan	33,336	27,825	1858	29,683	83.47%	6.26%
40	Kawana	34,844	29,100	1499	30,599	83.52%	4.90%
41	Keppel	35,307	30,899	1098	31,997	87.52%	3.43%
42	Kurwongbah	34,780	29,607	1374	30,981	85.13%	4.43%
43	Lockyer	33,559	28,972	1176	30,148	86.33%	3.90%
44	Logan	33,002	27,146	1638	28,784	82.26%	5.69%
45	Lytton	36,237	31,506	1057	32,563	86.94%	3.25%
46	Macalister	34,898	27,849	1973	29,822	79.80%	6.62%

Vote Responses By Electoral District (continued)

No.	Electoral District	Enrolment	Votes Recorded Formal	Votes Recorded Informal	Total	Percentage of Total Votes to Roll	Percentage of Informal to Total Votes
47	McConnel	35,013	27,433	1128	28,561	78.35%	3.95%
48	Mackay	37,259	30,948	1445	32,393	83.06%	4.46%
49	Maiwar	37,608	31,862	785	32,647	84.72%	2.40%
50	Mansfield	33,859	28,879	1243	30,122	85.29%	4.13%
51	Maroochydore	34,346	28,346	1101	29,447	82.53%	3.74%
52	Maryborough	36,130	31,446	1237	32,683	87.04%	3.78%
53	Mermaid Beach	34,479	26,857	1910	28,767	77.89%	6.64%
54	Miller	34,567	29,972	816	30,788	86.71%	2.65%
55	Mirani	32,764	28,826	1033	29,859	87.98%	3.46%
56	Moggill	34,904	30,991	873	31,864	88.79%	2.74%
57	Morayfield	34,615	28,632	1335	29,967	82.72%	4.45%
58	Mount Ommaney	35,305	30,946	1088	32,034	87.65%	3.40%
59	Mudgeeraba	36,268	29,733	1605	31,338	81.98%	5.12%
60	Mulgrave	34,190	27,558	1416	28,974	80.60%	4.89%
61	Mundingburra	33,801	27,907	1423	29,330	82.56%	4.85%
62	Murrumba	37,050	30,907	1437	32,344	83.42%	4.44%
63	Nanango	36,217	31,361	1091	32,452	86.59%	3.36%
64	Nicklin	32,813	27,546	1278	28,824	83.95%	4.43%
65	Ninderry	35,706	29,636	1546	31,182	83.00%	4.96%
66	Noosa	35,759	30,194	1171	31,365	84.44%	3.73%
67	Nudgee	36,606	30,999	1277	32,276	84.68%	3.96%
68	Oodgeroo	32,116	27,750	1282	29,032	86.41%	4.42%
69	Pine Rivers	37,031	32,489	1314	33,803	87.73%	3.89%
70	Pumicestone	35,004	29,535	1287	30,822	84.38%	4.18%
71	Redcliffe	36,684	30,646	1498	32,144	83.54%	4.66%
72	Redlands	34,632	29,704	1243	30,947	85.77%	4.02%
73	Rockhampton	35,801	30,486	1362	31,848	85.15%	4.28%
74	Sandgate	36,123	31,456	1150	32,606	87.08%	3.53%
75	Scenic Rim	36,245	31,397	1267	32,664	86.62%	3.88%
76	South Brisbane	34,460	27,799	1052	28,851	80.67%	3.65%
77	Southern Downs	35,622	31,055	1181	32,236	87.18%	3.66%
78	Southport	34,005	26,548	1458	28,006	78.07%	5.21%
79	Springwood	35,319	30,088	1490	31,578	85.19%	4.72%
80	Stafford	37,641	31,931	1296	33,227	84.83%	3.90%
81	Stretton	33,547	27,786	1454	29,240	82.83%	4.97%
82	Surfers Paradise	33,354	25,506	1497	27,003	76.47%	5.54%
83	Theodore	33,243	26,888	1525	28,413	80.88%	5.37%
84	Thuringowa	35,418	29,169	1572	30,741	82.36%	5.11%
85	Toohey	33,588	27,537	1398	28,935	81.98%	4.83%
86	Toowoomba North	36,602	31,114	1166	32,280	85.01%	3.61%
87	Toowoomba South	37,415	32,023	1243	33,266	85.59%	3.74%
88	Townsville	34,926	28,164	1153	29,317	80.64%	3.93%
89	Traeger	26,132	20,593	847	21,440	78.80%	3.95%
90	Warrego	29,615	25,089	1100	26,189	84.72%	4.20%
91	Waterford	33,029	26,203	1681	27,884	79.33%	6.03%
92	Whitsunday	32,939	27,286	1147	28,433	82.84%	4.03%

Vote Responses By Electoral District (continued)

No.	Electoral District	Enrolment	Votes Recorded Formal	Votes Recorded Informal	Total	Percentage of Total Votes to Roll	Percentage of Informal to Total Votes
93	Woodridge	36,286	27,416	2340	29,756	75.56%	7.86%
	Total:	**3,229,536**	**2,703,941**	**122,672**	**2,826,613**	**87.52%**	**4.34%**

Vote Types By Electoral District

Electoral District			Electors on Roll			Recorded Votes							
No.		Candidates	Males	Females	Total	Polling Booths	Postal and Unenrolled	Pre-Poll in Person	Absent	Electoral Visitor	Declared Institution	Polling Day Declarations	Total Votes
1	Algester	4	16,601	17,042	33,643	18,590	3,907	4,996	1,533	135	49	108	29,318
2	Aspley	7	17,597	19,276	36,873	19,366	4,599	7,123	1,840	321	86	51	33,386
3	Bancroft	5	16,156	17,899	34,056	16,728	3,425	7,720	1,540	161	84	130	29,788
4	Barron River	6	17,464	17,957	35,423	18,903	2,337	7,771	552	54	31	91	29,739
5	Bonney	5	15,872	17,355	33,230	14,454	3,072	7,997	1,728	233	88	60	27,632
6	Broadwater	4	15,987	17,524	33,511	13,937	3,358	10,064	1,170	319	64	31	28,943
7	Buderim	4	16,027	18,791	34,822	16,295	3,098	9,693	1,322	97	60	114	30,679
8	Bulimba	5	18,272	19,552	37,824	20,461	4,646	5,781	2,005	137	69	123	33,222
9	Bundaberg	7	16,343	18,414	34,757	14,957	2,485	12,574	863	276	30	74	31,259
10	Bundamba	6	16,440	17,194	33,639	19,463	2,458	4,473	1,697	83	116	71	28,361
11	Burdekin	4	17,512	16,781	34,295	13,757	2,202	12,855	1,208	113	16	111	30,262
12	Burleigh	3	16,351	18,458	34,812	14,526	3,194	9,713	1,537	65	68	108	29,211
13	Burnett	4	17,120	16,895	34,015	18,357	2,737	8,288	1,225	55	26	131	30,819
14	Cairns	5	18,344	18,224	36,569	14,498	1,785	11,674	1,403	124	41	88	29,613
15	Callide	6	16,960	16,579	33,540	17,368	4,527	5,837	1,953	231	78	0	29,994
16	Caloundra	4	16,296	17,967	34,268	15,032	2,589	11,253	1,108	158	74	110	30,324
17	Capalaba	5	17,313	18,600	35,913	18,516	3,347	9,093	1,186	134	59	86	32,421
18	Chatsworth	3	16,540	18,273	34,815	18,541	5,365	5,505	1,786	4	73	96	31,370
19	Clayfield	3	18,841	19,608	38,454	21,248	4,183	5,147	2,475	138	122	51	33,364
20	Condamine	5	18,234	18,291	36,525	21,172	5,572	4,730	1,741	98	63	162	33,538
21	Cook	5	16,240	16,147	32,394	14,729	1,339	9,046	1,008	102	0	100	26,324
22	Coomera	4	17,952	19,055	37,009	20,687	3,889	4,616	1,740	9	59	117	31,117
23	Cooper	4	17,905	18,943	36,850	21,803	4,133	4,915	2,071	47	61	120	33,150
24	Currumbin	4	16,545	17,864	34,409	17,804	2,792	7,029	1,167	205	68	0	29,065
25	Everton	3	17,792	19,040	36,833	20,386	5,211	5,962	1,842	82	74	85	33,642
26	Ferny Grove	4	17,155	18,301	35,461	19,461	4,711	5,720	1,662	316	76	96	32,042
27	Gaven	3	15,791	16,989	32,785	15,998	2,877	7,572	1,661	38	81	103	28,330
28	Gladstone	4	16,440	15,775	32,216	14,741	995	10,877	1,004	117	20	90	27,844
29	Glass House	5	16,275	17,088	33,365	17,233	3,414	7,667	1,326	60	83	58	29,841
30	Greenslopes	3	17,250	18,516	35,771	19,314	4,558	5,397	2,078	128	102	75	31,652
31	Gregory	5	12,710	12,152	24,862	10,540	2,926	6,896	1,308	43	7	95	21,815
32	Gympie	5	18,192	18,762	36,955	18,393	3,463	9,799	1,138	207	52	105	33,157
33	Hervey Bay	5	17,753	19,867	37,620	15,162	4,237	12,706	966	199	21	0	33,291
34	Hill	6	18,272	18,621	36,893	17,955	1,961	11,260	1,052	148	53	0	32,429
35	Hinchinbrook	6	16,925	16,562	33,488	17,349	2,592	7,847	1,481	71	23	146	29,509
36	Inala	3	16,334	17,633	33,970	19,043	3,270	5,313	1,551	21	67	146	29,411
37	Ipswich	5	15,353	16,417	31,774	17,154	3,123	6,334	1,148	318	31	74	28,182
38	Ipswich West	4	16,455	17,441	33,898	19,710	2,831	5,627	1,553	148	163	82	30,114
39	Jordan	7	16,381	16,952	33,336	21,280	3,294	3,393	1,500	24	81	111	29,683
40	Kawana	5	16,437	18,404	34,844	14,716	3,371	10,963	1,277	144	69	59	30,599
41	Keppel	4	17,281	18,026	35,307	15,646	2,227	12,649	1,164	184	57	70	31,997
42	Kurwongbah	5	16,762	18,017	34,780	17,182	2,812	9,320	1,532	30	61	44	30,981
43	Lockyer	5	16,495	17,064	33,559	18,936	4,301	5,156	1,475	93	68	119	30,148
44	Logan	6	16,064	16,936	33,002	17,228	3,798	6,051	1,385	78	61	183	28,784
45	Lytton	4	17,252	18,984	36,237	17,146	3,178	10,628	1,272	259	80	0	32,563
46	Macalister	7	16,740	18,154	34,898	18,496	3,187	6,188	1,529	76	92	254	29,822
47	McConnel	6	18,178	16,833	35,013	15,619	3,698	6,521	2,527	94	42	60	28,561
48	Mackay	5	18,351	18,905	37,259	16,755	1,748	12,328	1,236	213	23	90	32,393
49	Maiwar	4	18,582	19,017	37,608	19,566	4,509	5,963	2,349	67	86	107	32,647
50	Mansfield	4	16,275	17,581	33,859	17,149	5,550	5,561	1,588	187	71	16	30,122
51	Maroochydore	4	16,445	17,899	34,346	13,773	2,632	10,945	1,752	140	72	133	29,447
52	Maryborough	5	17,688	18,441	36,130	17,272	2,465	11,694	989	159	49	55	32,683
53	Mermaid Beach	7	16,403	18,073	34,479	17,016	2,729	7,308	1,501	82	95	36	28,767
54	Miller	4	16,716	17,849	34,567	19,964	3,914	4,751	2,010	67	82	0	30,788
55	Mirani	4	16,792	15,971	32,764	16,304	2,971	8,809	1,575	60	50	90	29,859
56	Moggill	4	16,965	17,938	34,904	19,959	3,618	6,424	1,618	126	53	66	31,864
57	Morayfield	5	16,540	18,073	34,615	15,272	2,511	10,035	1,452	477	40	180	29,967
58	Mount Ommaney	4	17,195	18,109	35,305	19,788	2,985	7,524	1,452	125	74	86	32,034

Vote Types By Electoral District (Continued)

Electoral District			Electors on Roll			Recorded Votes							
No.		Candidates	Males	Females	Total	Polling Booths	Postal and Unenrolled	Pre-Poll in Person	Absent	Electoral Visitor	Declared Institution	Polling Day Declarations	Total Votes
59	Mudgeeraba	6	17,225	19,040	36,268	19,003	3,299	7,089	1,575	135	82	155	31,338
60	Mulgrave	4	16,632	17,557	34,190	15,526	1,567	10,613	1,090	62	36	80	28,974
61	Mundingburra	8	16,745	17,054	33,801	18,015	2,350	7,191	1,521	101	36	116	29,330
62	Murrumba	4	17,402	19,645	37,050	17,562	3,480	9,131	1,737	189	92	153	32,344
63	Nanango	4	17,907	18,310	36,217	18,475	3,862	8,465	1,351	136	71	92	32,452
64	Nicklin	7	15,596	17,211	32,813	15,413	1,439	10,082	1,455	266	56	113	28,824
65	Ninderry	6	17,324	18,381	35,706	17,128	2,553	9,773	1,479	66	90	93	31,182
66	Noosa	7	17,222	18,537	35,759	14,282	2,578	13,192	1,007	123	50	133	31,365
67	Nudgee	4	17,854	18,750	36,606	21,081	3,401	5,518	1,951	122	55	148	32,276
68	Oodgeroo	3	15,193	16,920	32,116	14,468	2,937	10,182	1,123	117	100	105	29,032
69	Pine Rivers	7	18,123	18,904	37,031	18,778	3,714	9,488	1,633	55	49	86	33,803
70	Pumicestone	6	16,796	18,208	35,004	18,709	3,416	7,290	1,186	8	131	82	30,822
71	Redcliffe	6	17,412	19,270	36,684	17,280	3,354	9,909	1,255	200	74	72	32,144
72	Redlands	5	16,713	17,919	34,632	14,517	3,629	11,306	1,103	257	37	98	30,947
73	Rockhampton	5	17,243	18,558	35,801	18,150	1,824	10,479	1,033	333	29	0	31,848
74	Sandgate	4	17,113	19,009	36,123	19,355	2,221	9,322	1,493	145	70	0	32,606
75	Scenic Rim	4	17,790	18,453	36,245	19,015	4,513	7,438	1,366	159	61	112	32,664
76	South Brisbane	7	17,420	17,031	34,460	16,967	2,675	6,262	2,639	117	40	151	28,851
77	Southern Downs	6	17,551	18,069	35,622	17,925	2,145	10,609	1,144	160	44	209	32,236
78	Southport	5	16,309	17,693	34,005	14,685	3,024	8,140	1,420	592	66	79	28,006
79	Springwood	4	17,275	18,044	35,319	18,932	4,033	6,917	1,431	82	67	116	31,578
80	Stafford	3	18,036	19,601	37,641	21,269	3,741	5,574	2,326	147	58	112	33,227
81	Stretton	5	16,690	16,853	33,547	16,330	4,240	7,064	1,282	172	53	99	29,240
82	Surfers Paradise	5	16,762	16,591	33,354	14,339	3,404	7,392	1,643	47	112	66	27,003
83	Theodore	4	15,936	17,307	33,243	16,884	3,910	5,823	1,563	76	65	92	28,413
84	Thuringowa	6	16,870	18,547	35,418	18,694	2,315	7,937	1,530	45	40	180	30,741
85	Toohey	4	16,717	16,865	33,588	17,411	4,039	5,511	1,672	141	78	83	28,935
86	Toowoomba North	5	17,455	19,143	36,602	20,027	4,380	6,028	1,526	132	85	102	32,280
87	Toowoomba South	5	17,167	20,246	37,415	19,741	4,546	6,977	1,468	493	41	0	33,266
88	Townsville	5	17,453	17,470	34,926	17,308	1,920	8,257	1,548	141	18	125	29,317
89	Traeger	6	13,194	12,930	26,132	12,681	1,875	5,606	1,041	152	23	62	21,440
90	Warrego	6	14,914	14,701	29,615	13,732	5,429	5,167	1,449	246	30	136	26,189
91	Waterford	5	15,874	17,154	33,029	16,617	3,846	5,542	1,512	207	37	123	27,884
92	Whitsunday	6	16,806	16,131	32,939	13,927	1,578	11,218	1,458	82	52	118	28,433
93	Woodridge	4	17,757	18,522	36,286	19,000	3,133	5,699	1,597	78	65	184	29,756
	Total	**453**	**1,571,627**	**1,657,703**	**3,229,536**	**1,615,924**	**303,076**	**741,272**	**138,418**	**13,464**	**5,737**	**8,722**	**2,826,613**

Statistical Reports

Votes For Candidates By District: Summary Statistics

	Electoral District	Voting for Candidates First Preference Votes: First	Second	Third	Fourth	Fifth	Sixth	Seventh	Eighth	Total Votes after Preferences: Successful	Second	Informal Votes: Number	% to Total Votes	% Formal Votes Given to Successful Candidate	Seat Won By
	Algester	14,424 ALP	6,025 LNP	5,055 ONP	2,277 GRN					17,898	9,883	1,537	5.24%	64.43%	ALP
*	Aspley	12,757 LNP	12,046 ALP	3,081 ONP	3,037 GRN	494 IND	458 CR	235 IND		16,430	15,678	1,278	3.83%	51.17%	ALP
*	Bancroft	12,252 ALP	7,631 LNP	5,438 ONP	1,772 GRN	1,425 IND				16,029	12,489	1,270	4.26%	56.21%	ALP
*	Barron River	9,497 ALP	8,686 LNP	4,760 ONP	3,551 GRN	1,039 IND	826 IND			14,707	13,652	1,380	4.64%	51.86%	ALP
*	Bonney	11,405 LNP	9,279 ALP	2,540 GRN	1,680 IND	1,095 IND				13,439	12,560	1,633	5.91%	51.69%	LNP
*	Broadwater	13,499 LNP	6,477 ALP	5,959 ONP	1,908 GRN					18,928	8,915	1,100	3.80%	67.98%	LNP
*	Buderim	10,911 LNP	8,452 ONP	6,638 ALP	3,587 GRN					18,169	11,419	1,091	3.56%	61.41%	LNP
*	Bulimba	15,678 ALP	11,080 LNP	4,211 GRN	642 IND	471 IND				19,499	12,583	1,140	3.43%	60.78%	ALP
*	Bundaberg	10,578 LNP	10,232 ALP	6,681 ONP	1,050 GRN	681 IND	313 IND	248 IND		16,142	13,641	1,476	4.72%	54.20%	LNP
	Bundamba	13,883 ALP	3,949 LNP	2,842 GRN	2,599 IND	1,413 IND	1,338 IND			18,621	7,403	2,337	8.24%	71.55%	ALP
*	Burdekin	10,524 ALP	9,274 LNP	8,587 ONP	880 GRN					14,866	14,399	997	3.29%	50.80%	LNP
*	Burleigh	13,717 LNP	9,435 ALP	4,434 GRN						15,132	12,454	1,625	5.56%	54.85%	LNP
*	Burnett	12,570 LNP	7,907 ONP	7,491 ALP	1,646 GRN					17,962	11,652	1,205	3.91%	60.65%	LNP
*	Cairns	8,649 ALP	7,871 LNP	5,440 IND	4,157 ONP	2,290 GRN				15,167	13,240	1,206	4.07%	53.39%	ALP
*	Callide	9,663 LNP	7,408 ONP	6,404 ALP	3,761 KAP	987 GRN	682 IND			16,220	12,685	1,089	3.63%	56.11%	LNP
*	Caloundra	11,068 LNP	8,348 ALP	6,576 ONP	3,098 GRN					15,536	13,554	1,234	4.07%	53.41%	LNP
*	Capalaba	13,292 ALP	7,863 LNP	6,049 ONP	2,617 GRN	1,200 IND				17,948	13,073	1,400	4.32%	57.86%	ALP
*	Chatsworth	14,993 LNP	11,442 ALP	3,655 GRN						15,918	14,172	1,280	4.08%	52.90%	LNP
*	Clayfield	15,359 LNP	10,559 ALP	6,190 GRN						16,829	15,279	1,256	3.76%	52.41%	LNP
*	Condamine	13,554 LNP	7,709 ONP	5,848 ALP	3,694 KAP	1,616 GRN				19,421	13,000	1,117	3.33%	59.90%	LNP
*	Cook	10,105 ALP	4,639 ONP	4,475 LNP	4,278 KAP	1,703 GRN				14,071	11,129	1,124	4.27%	55.84%	ALP
*	Coomera	11,535 LNP	9,158 ALP	5,998 ONP	2,620 GRN					15,673	13,638	1,806	5.80%	53.47%	LNP
*	Cooper	13,205 ALP	11,510 LNP	6,666 GRN	960 IND					19,614	12,727	809	2.44%	60.65%	ALP
*	Currumbin	13,215 LNP	9,874 ALP	3,249 GRN	1,375 IND					14,775	12,938	1,352	4.65%	53.31%	LNP
	Everton	16,756 LNP	11,616 ALP	3,997 GRN						17,784	14,585	1,273	3.78%	54.94%	LNP
*	Ferny Grove	12,590 ALP	12,446 LNP	4,820 GRN	1,208 IND					16,971	14,093	978	3.05%	54.63%	ALP
*	Gaven	12,210 LNP	11,406 ALP	2,866 GRN						13,430	13,052	1,848	6.52%	50.71%	ALP
	Gladstone	17,307 ALP	5,497 ONP	3,113 LNP	998 GRN					19,028	7,887	929	3.34%	70.70%	ALP
*	Glass House	10,221 LNP	7,557 ALP	6,525 ONP	3,705 GRN	765 IND				15,373	13,400	1,068	3.58%	53.43%	LNP
*	Greenslopes	12,930 ALP	11,110 LNP	6,498 GRN						18,364	12,174	1,114	3.52%	60.13%	ALP
*	Gregory	9,556 LNP	5,113 ONP	4,422 ALP	1,376 IND	645 GRN				13,499	7,613	703	3.22%	63.94%	LNP
*	Gympie	11,829 LNP	9,444 ONP	7,109 ALP	1,809 GRN	1,574 IND				18,640	13,125	1,392	4.20%	58.68%	LNP
*	Hervey Bay	12,049 LNP	9,282 ALP	8,059 ONP	1,619 GRN	937 IND				18,880	13,066	1,345	4.04%	59.10%	LNP
*	Hill	15,065 KAP	7,136 LNP	5,923 ALP	2,052 GRN	857 IND	243 IND			21,815	9,461	1,153	3.56%	69.75%	KAP
*	Hinchinbrook	8,523 LNP	6,232 ONP	5,929 KAP	5,384 ALP	1,316 IND	917 GRN			16,288	12,013	1,208	4.09%	57.55%	KAP
	Inala	18,558 ALP	5,651 LNP	3,097 GRN						20,778	6,528	2,105	7.16%	76.09%	ALP
*	Ipswich	12,815 ALP	7,106 ONP	3,712 LNP	2,319 GRN	757 IND				16,262	10,447	1,473	5.23%	60.89%	ALP
*	Ipswich West	13,560 ALP	8,078 ONP	4,746 LNP	2,303 GRN					16,844	11,843	1,427	4.74%	58.72%	ALP
*	Jordan	11,026 ALP	5,255 ONP	4,012 LNP	2,682 IND	2,293 IND	2,068 GRN	489 CR		16,669	11,156	1,858	6.26%	59.91%	ALP
	Kawana	16,268 LNP	7,415 ALP	3,058 GRN	1,472 IND	887 IND				18,354	10,746	1,499	4.90%	63.07%	LNP
*	Keppel	13,304 ALP	7,865 ONP	7,691 LNP	2,039 GRN					16,419	14,480	1,098	3.43%	53.14%	ALP
*	Kurwongbah	12,255 ALP	7,247 LNP	6,452 ONP	2,519 GRN	1,134 IND				16,874	12,733	1,374	4.43%	56.99%	ALP
*	Lockyer	10,377 LNP	9,960 ONP	6,635 ALP	1,317 GRN	683 IND				15,666	13,306	1,176	3.90%	54.07%	LNP
*	Logan	11,488 ALP	8,387 ONP	4,968 LNP	1,327 GRN	616 IND	360 IND			15,426	11,720	1,638	5.69%	56.83%	ALP
*	Lytton	15,416 ALP	7,663 LNP	4,854 ONP	3,573 GRN					19,541	11,965	1,057	3.25%	62.02%	ALP
*	Macalister	10,210 ALP	7,421 LNP	6,448 IND	1,851 GRN	917 CR	522 IND	480 IND		15,999	11,850	1,973	6.62%	57.45%	ALP
*	Mackay	13,281 ALP	7,657 LNP	7,009 ONP	1,542 GRN	1,459 IND				18,054	12,894	1,445	4.46%	58.34%	ALP
*	Maiwar	13,352 LNP	8,850 GRN	8,772 ALP	888 IND					16,449	15,413	785	2.40%	51.63%	GRN
*	Mansfield	11,610 LNP	11,375 ALP	3,263 GRN	2,631 ONP					14,908	13,971	1,243	4.13%	51.62%	ALP
*	Maroochydore	12,661 LNP	7,157 ALP	4,592 ONP	3,936 GRN					16,587	11,759	1,101	3.74%	58.52%	LNP
*	Maryborough	14,208 ALP	9,546 ONP	5,671 LNP	1,102 GRN	919 IND				16,497	14,949	1,237	3.78%	52.46%	ALP
*	McConnel	10,017 LNP	9,238 ALP	7,436 GRN	283 IND	242 IND	217 IND			15,874	11,559	1,128	3.95%	57.86%	ALP
*	Mermaid Beach	12,232 LNP	6,646 ALP	3,162 IND	2,599 GRN	1,286 IND	541 IND	391 IND		15,110	11,747	1,910	6.64%	56.26%	LNP
*	Miller	11,403 ALP	10,969 LNP	6,567 GRN	1,033 IND					17,439	12,533	816	2.65%	58.18%	ALP
*	Mirani	10,592 ALP	9,234 ONP	7,753 LNP	1,247 GRN					15,801	13,025	1,033	3.46%	54.82%	ONP
*	Moggill	15,085 LNP	8,212 ALP	6,479 GRN	1,215 CR					17,055	13,936	873	2.74%	55.03%	LNP
*	Morayfield	13,101 ALP	7,223 ONP	5,744 LNP	1,727 GRN	837 IND				16,814	11,818	1,335	4.45%	58.72%	ALP
*	Mount Ommaney	13,215 ALP	11,270 LNP	4,211 GRN	2,250 ONP					17,255	13,691	1,088	3.40%	55.76%	ALP
*	Mudgeeraba	13,695 LNP	6,977 ALP	5,288 ONP	2,763 GRN	625 IND	385 IND			17,795	11,938	1,605	5.12%	59.85%	LNP
*	Mulgrave	13,256 ALP	6,287 LNP	6,158 ONP	1,857 GRN					16,789	10,769	1,416	4.89%	60.92%	ALP
*	Mundingburra	8,768 ALP	7,290 LNP	4,652 ONP	3,874 KAP	2,130 GRN	468 IND	365 IND	360 IND	14,268	13,639	1,423	4.85%	51.13%	ALP
*	Murrumba	14,111 ALP	7,953 LNP	6,002 ONP	2,841 GRN					18,396	12,511	1,437	4.44%	59.52%	ALP
*	Nanango	15,053 LNP	8,606 ONP	6,044 ALP	1,658 GRN					19,871	11,490	1,091	3.36%	63.36%	LNP
*	Nicklin	8,732 LNP	6,931 ALP	5,790 ONP	3,413 GRN	1,003 CR	972 IND	705 IND		15,227	12,319	1,278	4.43%	55.28%	LNP
*	Ninderry	10,703 LNP	6,744 ALP	5,529 ONP	4,237 GRN	1,479 IND	944 IND			17,301	12,335	1,546	4.96%	58.38%	LNP
*	Noosa	9,479 IND	8,892 LNP	3,869 ALP	3,551 ONP	3,492 GRN	610 IND	301 IND		18,578	11,616	1,171	3.73%	61.53%	IND
	Nudgee	16,074 ALP	8,896 LNP	4,130 GRN	1,899 IND					19,940	11,059	1,277	3.96%	64.32%	ALP
	Oodgeroo	14,549 LNP	9,389 ALP	3,812 GRN						15,883	11,867	1,282	4.42%	57.24%	LNP
*	Pine Rivers	12,002 ALP	8,727 LNP	3,956 ONP	2,849 GRN	2,545 IND	2,055 IND	355 CR		18,255	14,234	1,314	3.89%	56.19%	ALP
*	Pumicestone	10,506 ALP	8,825 LNP	6,894 ONP	1,464 GRN	1,347 IND	499 IND			15,015	14,520	1,287	4.18%	50.84%	LNP
*	Redcliffe	13,851 ALP	11,414 LNP	2,446 GRN	1,087 IND	1,078 IND	770 IND			16,811	13,835	1,498	4.66%	54.86%	ALP
*	Redlands	9,591 ALP	9,435 LNP	5,262 ONP	2,889 IND	2,527 GRN				15,760	13,944	1,243	4.02%	53.06%	ALP
*	Rockhampton	9,675 ALP	7,174 IND	6,521 ONP	5,442 LNP	1,674 GRN				16,825	13,661	1,362	4.28%	55.19%	ALP
*	Sandgate	15,460 ALP	7,308 LNP	4,703 ONP	3,985 GRN					19,969	11,487	1,150	3.53%	63.48%	ALP
*	Scenic Rim	12,878 LNP	8,662 ONP	6,748 ALP	3,109 GRN					19,819	11,578	1,267	3.88%	63.12%	LNP
*	South Brisbane	10,007 ALP	9,549 GRN	6,764 LNP	516 IND	484 IND	249 IND	230 IND		14,887	12,912	1,052	3.65%	53.55%	ALP
*	Southern Downs	12,797 LNP	6,331 ONP	5,245 ALP	5,042 IND	1,340 GRN	300 IND			19,584	11,471	1,181	3.66%	63.06%	LNP
*	Southport	12,499 LNP	7,877 ALP	2,806 GRN	2,597 IND	769 CR				15,197	11,351	1,458	5.21%	57.24%	LNP
*	Springwood	13,289 ALP	12,117 LNP	2,721 GRN	1,961 CR					16,125	13,963	1,490	4.72%	53.59%	ALP
*	Stafford	15,357 ALP	10,739 LNP	5,835 GRN						19,830	12,101	1,296	3.90%	62.10%	ALP
	Stretton	14,061 ALP	7,884 LNP	3,298 ONP	2,059 GRN	484 IND				16,640	11,146	1,454	4.97%	59.89%	ALP
	Surfers Paradise	16,127 LNP	5,715 ALP	2,323 GRN	785 IND	556 IND				17,799	7,707	1,497	5.54%	69.78%	LNP
*	Theodore	10,678 LNP	8,462 ALP	5,114 ONP	2,634 GRN					14,445	12,443	1,525	5.37%	53.72%	LNP
*	Thuringowa	9,394 ALP	6,191 LNP	5,878 ONP	4,546 KAP	1,633 GRN	1,527 IND			15,795	13,374	1,572	5.11%	54.15%	ALP
*	Toohey	12,284 ALP	8,336 LNP	4,026 GRN	2,891 ONP					16,526	11,011	1,398	4.83%	60.01%	ALP
*	Toowoomba North	13,128 LNP	10,274 ALP	4,561 ONP	2,033 GRN	1,118 IND				17,337	13,777	1,166	3.61%	55.72%	LNP
*	Toowoomba South	14,893 LNP	8,626 ALP	5,273 ONP	2,308 GRN	923 IND				19,208	12,815	1,243	3.74%	59.98%	LNP
*	Townsville	9,457 ALP	8,709 LNP	5,611 ONP	3,057 GRN	1,330 IND				14,189	13,975	1,153	3.93%	50.38%	ALP
	Traeger	13,638 KAP	3,416 ALP	2,071 LNP	683 IND	443 GRN	342 IND			16,163	4,430	847	3.95%	78.49%	KAP
*	Warrego	11,949 LNP	5,441 ALP	5,329 KAP	863 IND	775 GRN	732 IND			14,917	10,172	1,100	4.20%	59.46%	LNP
*	Waterford	12,501 ALP	5,423 ONP	5,248 LNP	1,918 GRN	1,113 IND				15,918	10,285	1,681	6.03%	60.75%	ALP
*	Whitsunday	8,774 LNP	8,503 ALP	5,471 ONP	2,499 KAP	1,562 GRN	477 IND			13,829	13,457	1,147	4.03%	50.68%	LNP
	Woodridge	17,837 ALP	4,122 LNP	3,385 IND	2,072 GRN					20,937	6,479	2,340	7.86%	76.37%	ALP
	STATE TOTAL	**1,168,456**	**770,343**	**482,623**	**196,577**	**62,968**	**18,815**	**3,799**	**360**	**1,571,569**	**1,132,372**	**122,672**	**4.37%**	**58.12%**	

* Electoral Districts won on Preferences

Electoral Districts Won by Registered Parties

Australian Labor Party **(48 Seats)**

- Algester
- * Aspley
- * Bancroft
- * Barron River
- * Bulimba
- Bundamba
- * Cairns
- * Capalaba
- * Cook
- * Cooper
- * Ferny Grove
- * Gaven
- Gladstone
- * Greenslopes
- Inala
- * Ipswich
- * Ipswich West
- * Jordan
- * Keppel
- * Kurwongbah
- * Logan
- * Lytton
- * Macalister
- * Mackay
- * Mansfield
- * Maryborough
- * McConnel
- * Miller
- * Morayfield
- * Mount Ommaney
- * Mulgrave
- * Mundingburra
- * Murrumba
- Nudgee
- * Pine Rivers
- * Redcliffe
- * Redlands
- * Rockhampton
- * Sandgate
- * South Brisbane
- * Springwood
- * Stafford
- Stretton
- * Thuringowa
- * Toohey
- * Townsville
- * Waterford
- Woodridge

Katter's Australian Party **(3 Seats)**

- * Hill
- * Hinchinbrook
- Traeger

LNP **(39 Seats)**

- * Bonney
- * Broadwater
- * Buderim
- * Bundaberg
- * Burdekin
- * Burleigh
- * Burnett
- * Callide
- * Caloundra
- * Chatsworth
- * Clayfield
- * Condamine
- * Coomera
- * Currumbin
- Everton
- * Glass House
- * Gregory
- * Gympie
- * Hervey Bay
- Kawana
- * Lockyer
- * Maroochydore
- * Mermaid Beach
- * Moggill
- * Mudgeeraba
- * Nanango
- * Nicklin
- * Ninderry
- Oodgeroo
- * Pumicestone
- * Scenic Rim
- * Southern Downs
- * Southport
- Surfers Paradise
- * Theodore
- * Toowoomba North
- * Toowoomba South
- * Warrego
- * Whitsunday

Pauline Hanson's One Nation **(1 Seat)**

- * Mirani

The Greens **(1 Seat)**

- * Maiwar

Independent **(1 Seat)**

- * Noosa

Note: Electoral Districts with * won on preferences

Gender of Candidates Comparison for 2017 State General Election held in 2015 and 2017

	2015						2017								
	Male		Female		Total		Male		Female		Total		Percent Change		
	No.	%	No.	%	No.	%	No.	%	No.	%	No.	%	Male	Female	Total
Australian Labor Party	55	61.80%	34	38.20%	89	100.00%	56	60.22%	37	39.78%	93	100.00%	1.82%	8.82%	4.49%
Civil Liberties, Consumer Rights, No-Tolls							7	87.50%	1	12.50%	8	100.00%			
Family First Party	22	78.57%	6	21.43%	28	100.00%									
Katter's Australian Party	11	100.00%	0	0.00%	11	100.00%	9	90.00%	1	10.00%	10	100.00%	-18.18%	0.00%	-9.09%
LNP	70	78.65%	19	21.35%	89	100.00%	67	72.04%	26	27.96%	93	100.00%	-4.29%	36.84%	4.49%
Palmer United Party	37	74.00%	13	26.00%	50	100.00%									
Pauline Hanson's One Nation	7	63.64%	4	36.36%	11	100.00%	50	81.97%	11	18.03%	61	100.00%	614.29%	175.00%	454.55%
The Greens	48	53.93%	41	46.07%	89	100.00%	52	55.91%	41	44.09%	93	100.00%	8.33%	0.00%	4.49%
	250	68.12%	117	31.88%	367	100.00%	241	67.32%	117	32.68%	358	100.00%	-3.60%	0.00%	-2.45%
Independent	53	80.30%	13	19.70%	66	100.00%	69	72.63%	26	27.37%	95	100.00%	30.19%	100.00%	43.94%
Total	303	69.98%	130	30.02%	433	100.00%	310	68.43%	143	31.57%	453	100.00%	2.31%	10.00%	4.62%

Historical Record of Queensland State General Elections 1860 - 2017

No.	Date of General Election	Electors Enrolled			Electors Who Voted	
		Total Electors	In Uncontested Districts	In Contested Districts	Numbers	% of Voters to Electors in Contested Districts
	Limited Manhood Suffrage (21+) - 5 year Parliamentary Terms					
1	27 April to 11 May, 1860	4,790	275	4,515	2,176	48.19
2	30 May to 30 June, 1863	8,307	*	*	*	*
3	18 June to 19 July, 1867	15,331	1,712	13,619	6,326	46.45
4	14 September to 6 October, 1868	15,605	5,164	10,441	4,021	38.51
5	27 July to 14 September, 1870	16,591	3,723	12,868	7,053	54.81
6	8 July to 9 September, 1871	18,793	7,537	11,256	6,874	61.07
	Manhood Suffrage (21+) - 5 year Parliamentary Terms					
7	4 November to 4 December, 1873	23,864	7,621	16,243	9,077	55.88
8	14 November to 10 December, 1878	49,331	7,675	41,656	24,785	59.50
9	10 August to 30 October, 1883	56,998	8,156	48,842	30,027	61.48
10	25 April to 26 May, 1888	70,565	9,863	60,702	44,869	73.92
11	17 April to 25 May, 1893	86,983	6,526	80,457	58,821	73.11
12	21 March to 11 April, 1896	86,882	6,911	79,971	62,363	77.98
13	11 March to 25 March, 1899	97,046	2,367	94,679	74,919	79.13
14	11 March, 1902	108,548	7,029	101,519	80,076	78.88
15	27 August, 1904	103,943	22,677	81,266	60,265	74.16
	Adult Suffrage (21+) - 3 year Parliamentary Terms					
16	18 May, 1907	220,189	7,852	212,337	152,049	71.61
17	5 February, 1908	205,892	30,069	175,823	138,747	78.91
18	2 October, 1909	242,754	27,502	215,252	156,418	72.67
19	27 April, 1912	309,590	20,084	289,506	218,639	75.52
	Compulsory Enrolment and Compulsory Voting					
20	22 May, 1915	335,195	33,134	302,061	266,240	88.14
21	16 March, 1918	424,416		424,416	340,669	80.27
22	9 October, 1920	462,218	16,537	445,681	356,226	79.93
23	12 May, 1923	475,957	26,870	449,087	369,267	82.23
24	8 May, 1926	484,212	32,204	452,008	401,055	88.73
25	11 May, 1929	517,466	25,877	491,589	438,248	89.15
26	11 June, 1932	525,944	33,908	492,036	456,706	92.82
27	11 May, 1935	575,288	67,528	507,760	470,690	92.70
28	2 April, 1938	606,559	23,848	582,711	539,037	92.51
29	29 March, 1941	634,916	48,769	586,147	529,247	90.29
30	15 April, 1944	655,984	70,257	585,727	512,767	87.54
31	3 May, 1947	697,405		697,405	632,909	90.75
32	29 April, 1950	718,685	30,376	688,309	636,750	92.51
33	7 March, 1953	737,579	80,230	657,349	616,611	93.80
34	19 May, 1956	775,258	62,750	712,508	662,680	93.01
35	3 August, 1957	791,719	44,264	747,455	706,909	94.58
36	28 May, 1960	831,398	17,814	813,584	752,927	92.54
37	1 June, 1963	839,323	8,887	830,436	783,034	94.29
38	28 May, 1966	886,662	15,793	870,869	812,325	93.28
39	17 May, 1969	945,583		945,583	867,743	91.77
40	27 May, 1972	997,489		997,489	921,763	92.41
	Adult Suffrage (18+) - 3 year Parliamentary Terms					
41	7 December, 1974	1,186,378		1,186,378	1,060,910	89.42
42	12 November, 1977	1,209,494		1,209,494	1,104,898	91.35
43	29 November, 1980	1,341,365		1,341,365	1,192,893	88.93
44	22 October, 1983	1,458,205		1,458,205	1,336,985	91.69
45	1 November, 1986	1,563,294		1,563,294	1,426,478	91.25
46	2 December, 1989	1,780,785		1,780,785	1,623,637	91.18
47	19 September, 1992	1,951,675		1,951,675	1,785,403	91.48
48	15 July, 1995	2,007,450		2,007,450	1,835,541	91.44
49	13 June, 1998	2,115,977		2,115,977	1,964,778	92.85
50	17 February, 2001	2,276,044		2,276,044	2,107,410	92.59
51	7 February, 2004	2,400,977		2,400,977	2,195,399	91.44
52	9 September, 2006	2,484,479		2,484,479	2,247,728	90.47
53	21 March, 2009	2,660,940		2,660,940	2,419,559	90.93
54	24 March, 2012	2,746,844		2,746,844	2,499,612	91.00

Historical Record of Queensland State General Elections 1860 - 2017

No.	Date of General Election	Electors Enrolled			Electors Who Voted	
		Total Electors	In Uncontested Districts	In Contested Districts	Numbers	% of Voters to Electors in Contested Districts
55	31 January, 2015	2,981,145		2,981,145	2,679,874	89.89
56	25 November, 2017	3,229,536		3,229,536	2,826,613	87.52

Electoral District First Preference Votes and Distribution of Preferences

01 - Electoral District of Algester

First Preference Votes Polled for each Candidate at each Polling Booth

Booth No.	Polling Booth	LANYON Darryl ONP Votes	%	PATTISON Clinton LNP Votes	%	* ENOCH Leeanne ALP Votes	%	O'BRIEN Patsy GRN Votes	%	Total Formal Votes	Informal Votes	%	Total Votes	% of Total Votes
1	Acacia Ridge	215	20.85%	123	11.93%	603	58.49%	90	8.73%	1,031	53	4.89%	1,084	3.70%
2	Algester	518	15.50%	766	22.93%	1,803	53.97%	254	7.60%	3,341	185	5.25%	3,526	12.03%
3	Algester South	350	16.59%	498	23.60%	1,139	53.98%	123	5.83%	2,110	57	2.63%	2,167	7.39%
4	Boronia Heights	50	29.24%	26	15.20%	79	46.20%	16	9.36%	171	8	4.47%	179	0.61%
5	Browns Plains	286	26.63%	141	13.13%	574	53.45%	73	6.80%	1,074	62	5.46%	1,136	3.87%
6	Calamvale	247	11.54%	557	26.03%	1,151	53.79%	185	8.64%	2,140	96	4.29%	2,236	7.63%
7	Forest Lake	26	16.99%	32	20.92%	85	55.56%	10	6.54%	153	15	8.93%	168	0.57%
8	Forest Lake East	126	10.99%	210	18.32%	698	60.91%	112	9.77%	1,146	58	4.82%	1,204	4.11%
9	Grand Avenue	62	14.83%	95	22.73%	211	50.48%	50	11.96%	418	36	7.93%	454	1.55%
10	Hillcrest	450	22.89%	441	22.43%	934	47.51%	141	7.17%	1,966	70	3.44%	2,036	6.94%
11	Regents Park	253	24.71%	182	17.77%	509	49.71%	80	7.81%	1,024	64	5.88%	1,088	3.71%
12	Stretton	47	11.27%	97	23.26%	226	54.20%	47	11.27%	417	29	6.50%	446	1.52%
13	Sunnybank Hills	20	13.07%	35	22.88%	85	55.56%	13	8.50%	153	8	4.97%	161	0.55%
14	Watson Road	295	16.48%	263	14.69%	1,036	57.88%	196	10.95%	1,790	126	6.58%	1,916	6.54%
15	Yugumbir	147	21.91%	92	13.71%	376	56.04%	56	8.35%	671	45	6.28%	716	2.44%
16	Brisbane CBD All-Districts Centre	1	3.03%	5	15.15%	18	54.55%	9	27.27%	33	2	5.71%	35	0.12%
17	Bundaberg All-Districts Centre	0	0.00%	0	0.00%	1	100.00%	0	0.00%	1	0	0.00%	1	0.00%
18	Burleigh All-Districts Centre	0	0.00%	1	50.00%	1	50.00%	0	0.00%	2	0	0.00%	2	0.01%
19	Cairns All-Districts Centre	0	0.00%	0	0.00%	0	0.00%	0	0.00%	0	0	0.00%	0	0.00%
20	East Brisbane All-Districts Centre	2	16.67%	3	25.00%	5	41.67%	2	16.67%	12	0	0.00%	12	0.04%
21	Hervey Bay All-Districts Centre	2	100.00%	0	0.00%	0	0.00%	0	0.00%	2	0	0.00%	2	0.01%
22	Mackay All-Districts Centre	0	0.00%	0	0.00%	1	100.00%	0	0.00%	1	0	0.00%	1	0.00%
23	Maroochydore All-Districts Centre	0	0.00%	0	0.00%	1	100.00%	0	0.00%	1	0	0.00%	1	0.00%
24	Morayfield All-Districts Centre	0	0.00%	0	0.00%	0	0.00%	0	0.00%	0	0	0.00%	0	0.00%
25	Noosa All-Districts Centre	0	0.00%	0	0.00%	0	0.00%	0	0.00%	0	0	0.00%	0	0.00%
26	Oodgeroo All-Districts Centre	1	50.00%	0	0.00%	1	50.00%	0	0.00%	2	0	0.00%	2	0.01%
27	Redcliffe All-Districts Centre	1	33.33%	0	0.00%	1	33.33%	1	33.33%	3	1	25.00%	4	0.01%
28	Southport All-Districts Centre	0	0.00%	0	0.00%	0	0.00%	0	0.00%	0	0	0.00%	0	0.00%
29	Telephone Voting	0	0.00%	1	100.00%	0	0.00%	0	0.00%	1	0	0.00%	1	0.00%
30	Townsville All-Districts Centre	0	0.00%	0	0.00%	1	100.00%	0	0.00%	1	0	0.00%	1	0.00%
31	Vulture Street All-Districts Centre	0	0.00%	1	33.33%	2	66.67%	0	0.00%	3	0	0.00%	3	0.01%
32	Woolloongabba All-Districts Centre	1	12.50%	1	12.50%	3	37.50%	3	37.50%	8	0	0.00%	8	0.03%
33	Brisbane CBD All-Districts Centre Pre-Poll	44	8.29%	133	25.05%	289	54.43%	65	12.24%	531	19	3.45%	550	1.88%
34	Bundaberg All-Districts Centre Pre-Poll	0	0.00%	1	100.00%	0	0.00%	0	0.00%	1	1	50.00%	2	0.01%
35	Burleigh All-Districts Centre Pre-Poll	5	41.67%	2	16.67%	4	33.33%	1	8.33%	12	1	7.69%	13	0.04%
36	Cairns All-Districts Centre Pre-Poll	0	0.00%	0	0.00%	0	0.00%	0	0.00%	0	0	0.00%	0	0.00%
37	Electoral Visit	20	15.75%	39	30.71%	62	48.82%	6	4.72%	127	8	5.93%	135	0.46%
38	Hervey Bay All-Districts Centre Pre-poll	2	33.33%	3	50.00%	1	16.67%	0	0.00%	6	0	0.00%	6	0.02%
39	Mackay All-Districts Centre Pre-Poll	3	50.00%	0	0.00%	3	50.00%	0	0.00%	6	0	0.00%	6	0.02%
40	Maroochydore All-Districts Centre Pre-Poll	0	0.00%	1	33.33%	1	33.33%	1	33.33%	3	0	0.00%	3	0.01%
41	Morayfield All-Districts Centre Pre-poll	0	0.00%	3	42.86%	4	57.14%	0	0.00%	7	1	12.50%	8	0.03%
42	Noosa All-Districts Centre Pre-Poll	1	14.29%	2	28.57%	4	57.14%	0	0.00%	7	0	0.00%	7	0.02%
43	Oodgeroo All-Districts Centre Pre-Poll	8	50.00%	1	6.25%	5	31.25%	2	12.50%	16	0	0.00%	16	0.05%
44	Redcliffe All-Districts Centre Pre-Poll	2	40.00%	2	40.00%	1	20.00%	0	0.00%	5	2	28.57%	7	0.02%
45	Southport All-Districts Centre Pre-Poll	3	23.08%	6	46.15%	3	23.08%	1	7.69%	13	2	13.33%	15	0.05%
46	Telephone Voting - Pre-poll	2	28.57%	1	14.29%	4	57.14%	0	0.00%	7	0	0.00%	7	0.02%
47	Townsville All-Districts Centre Pre-Poll	3	60.00%	0	0.00%	0	0.00%	2	40.00%	5	0	0.00%	5	0.02%
48	eAssist - Coorparoo Pre-Poll	0	0.00%	3	33.33%	4	44.44%	2	22.22%	9	0	0.00%	9	0.03%
49	Returning Officer Algester Pre-Poll	510	19.56%	725	27.80%	1,220	46.78%	153	5.87%	2,608	109	4.01%	2,717	9.27%
50	Returning Officer Aspley Pre-Poll	0	0.00%	0	0.00%	0	0.00%	0	0.00%	0	0	0.00%	0	0.00%
51	Returning Officer Bancroft Pre-Poll	0	0.00%	0	0.00%	0	0.00%	0	0.00%	0	0	0.00%	0	0.00%
52	Returning Officer Barron River Pre-Poll	0	0.00%	0	0.00%	0	0.00%	0	0.00%	0	0	0.00%	0	0.00%
53	Returning Officer Bonney Pre-Poll	0	0.00%	0	0.00%	0	0.00%	0	0.00%	0	0	0.00%	0	0.00%
54	Returning Officer Broadwater Pre-Poll	0	0.00%	1	100.00%	0	0.00%	0	0.00%	1	0	0.00%	1	0.00%
55	Returning Officer Buderim Pre-Poll	0	0.00%	1	100.00%	0	0.00%	0	0.00%	1	1	50.00%	2	0.01%
56	Returning Officer Bulimba Pre-Poll	2	66.67%	0	0.00%	1	33.33%	0	0.00%	3	1	25.00%	4	0.01%
57	Returning Officer Bundaberg Pre-Poll	0	0.00%	0	0.00%	0	0.00%	0	0.00%	0	0	0.00%	0	0.00%
58	Returning Officer Bundamba Pre-Poll	3	33.33%	1	11.11%	3	33.33%	2	22.22%	9	1	10.00%	10	0.03%
59	Returning Officer Burdekin Pre-Poll	0	0.00%	0	0.00%	0	0.00%	0	0.00%	0	0	0.00%	0	0.00%
60	Returning Officer Burleigh Pre-Poll	0	0.00%	0	0.00%	0	0.00%	0	0.00%	0	0	0.00%	0	0.00%
61	Returning Officer Burnett Pre-Poll	0	0.00%	0	0.00%	0	0.00%	0	0.00%	0	0	0.00%	0	0.00%
62	Returning Officer Cairns Pre-Poll	0	0.00%	0	0.00%	0	0.00%	0	0.00%	0	0	0.00%	0	0.00%

63	Returning Officer Callide Pre-Poll	0	0.00%	0	0.00%	0	0.00%	0	0.00%	0	0	0.00%	0	0.00%
64	Returning Officer Caloundra Pre-Poll	1	33.33%	0	0.00%	2	66.67%	0	0.00%	3	0	0.00%	3	0.01%
65	Returning Officer Capalaba Pre-Poll	0	0.00%	0	0.00%	4	100.00%	0	0.00%	4	0	0.00%	4	0.01%
66	Returning Officer Chatsworth Pre-Poll	2	40.00%	2	40.00%	1	20.00%	0	0.00%	5	0	0.00%	5	0.02%
67	Returning Officer Clayfield Pre-Poll	0	0.00%	1	50.00%	1	50.00%	0	0.00%	2	1	33.33%	3	0.01%
68	Returning Officer Condamine Pre-Poll	0	0.00%	0	0.00%	0	0.00%	0	0.00%	0	0	0.00%	0	0.00%
69	Returning Officer Cook Pre-Poll	0	0.00%	0	0.00%	0	0.00%	0	0.00%	0	0	0.00%	0	0.00%
70	Returning Officer Coomera Pre-Poll	1	25.00%	2	50.00%	1	25.00%	0	0.00%	4	0	0.00%	4	0.01%
71	Returning Officer Cooper Pre-Poll	1	20.00%	1	20.00%	3	60.00%	0	0.00%	5	0	0.00%	5	0.02%
72	Returning Officer Currumbin Pre-Poll	0	0.00%	0	0.00%	1	100.00%	0	0.00%	1	0	0.00%	1	0.00%
73	Returning Officer Everton Pre-Poll	1	100.00%	0	0.00%	0	0.00%	0	0.00%	1	0	0.00%	1	0.00%
74	Returning Officer Ferny Grove Pre-Poll	1	100.00%	0	0.00%	0	0.00%	0	0.00%	1	0	0.00%	1	0.00%
75	Returning Officer Gaven Pre-Poll	0	0.00%	0	0.00%	0	0.00%	0	0.00%	0	0	0.00%	0	0.00%
76	Returning Officer Gladstone Pre-Poll	1	33.33%	2	66.67%	0	0.00%	0	0.00%	3	0	0.00%	3	0.01%
77	Returning Officer Glass House Pre-Poll	0	0.00%	1	100.00%	0	0.00%	0	0.00%	1	0	0.00%	1	0.00%
78	Returning Officer Greenslopes Pre-Poll	8	40.00%	5	25.00%	7	35.00%	0	0.00%	20	0	0.00%	20	0.07%
79	Returning Officer Gregory Pre-Poll	0	0.00%	0	0.00%	0	0.00%	0	0.00%	0	0	0.00%	0	0.00%
80	Returning Officer Gympie Pre-Poll	0	0.00%	1	50.00%	0	0.00%	1	50.00%	2	0	0.00%	2	0.01%
81	Returning Officer Hervey Bay Pre-Poll	0	0.00%	0	0.00%	0	0.00%	0	0.00%	0	0	0.00%	0	0.00%
82	Returning Officer Hill Pre-Poll	0	0.00%	0	0.00%	0	0.00%	0	0.00%	0	0	0.00%	0	0.00%
83	Returning Officer Hinchinbrook Pre-Poll	0	0.00%	0	0.00%	0	0.00%	0	0.00%	0	0	0.00%	0	0.00%
84	Returning Officer Inala Pre-Poll	27	20.15%	26	19.40%	71	52.99%	10	7.46%	134	3	2.19%	137	0.47%
85	Returning Officer Ipswich Pre-Poll	2	25.00%	1	12.50%	5	62.50%	0	0.00%	8	1	11.11%	9	0.03%
86	Returning Officer Ipswich West Pre-Poll	0	0.00%	0	0.00%	0	0.00%	0	0.00%	0	0	0.00%	0	0.00%
87	Returning Officer Jordan Pre-Poll	0	0.00%	0	0.00%	0	0.00%	0	0.00%	0	0	0.00%	0	0.00%
88	Returning Officer Kawana Pre-Poll	0	0.00%	1	50.00%	1	50.00%	0	0.00%	2	0	0.00%	2	0.01%
89	Returning Officer Keppel Pre-Poll	1	100.00%	0	0.00%	0	0.00%	0	0.00%	1	0	0.00%	1	0.00%
90	Returning Officer Kurwongbah Pre-Poll	1	50.00%	0	0.00%	1	50.00%	0	0.00%	2	0	0.00%	2	0.01%
91	Returning Officer Lockyer Pre-Poll	3	60.00%	2	40.00%	0	0.00%	0	0.00%	5	1	16.67%	6	0.02%
92	Returning Officer Logan Pre-Poll	10	26.32%	7	18.42%	17	44.74%	4	10.53%	38	2	5.00%	40	0.14%
93	Returning Officer Lytton Pre-Poll	1	12.50%	1	12.50%	5	62.50%	1	12.50%	8	1	11.11%	9	0.03%
94	Returning Officer Macalister Pre-Poll	0	0.00%	0	0.00%	0	0.00%	0	0.00%	0	0	0.00%	0	0.00%
95	Returning Officer Mackay Pre-Poll	3	50.00%	0	0.00%	3	50.00%	0	0.00%	6	0	0.00%	6	0.02%
96	Returning Officer Maiwar Pre-Poll	0	0.00%	4	57.14%	2	28.57%	1	14.29%	7	1	12.50%	8	0.03%
97	Returning Officer Mansfield Pre-Poll	4	13.33%	12	40.00%	11	36.67%	3	10.00%	30	2	6.25%	32	0.11%
98	Returning Officer Maroochydore Pre-Poll	0	0.00%	0	0.00%	0	0.00%	0	0.00%	0	0	0.00%	0	0.00%
99	Returning Officer Maryborough Pre-Poll	0	0.00%	0	0.00%	2	100.00%	0	0.00%	2	0	0.00%	2	0.01%
100	Returning Officer Mcconnel Pre-Poll	3	27.27%	2	18.18%	6	54.55%	0	0.00%	11	0	0.00%	11	0.04%
101	Returning Officer Mermaid Beach Pre-Poll	0	0.00%	2	100.00%	0	0.00%	0	0.00%	2	0	0.00%	2	0.01%
102	Returning Officer Miller Pre-Poll	19	21.84%	22	25.29%	39	44.83%	7	8.05%	87	1	1.14%	88	0.30%
103	Returning Officer Mirani Pre-Poll	0	0.00%	0	0.00%	0	0.00%	0	0.00%	0	0	0.00%	0	0.00%
104	Returning Officer Moggill Pre-Poll	0	0.00%	1	50.00%	1	50.00%	0	0.00%	2	0	0.00%	2	0.01%
105	Returning Officer Morayfield Pre-Poll	0	0.00%	0	0.00%	0	0.00%	0	0.00%	0	0	0.00%	0	0.00%
106	Returning Officer Mount Ommaney Pre-Poll	5	41.67%	3	25.00%	3	25.00%	1	8.33%	12	1	7.69%	13	0.04%
107	Returning Officer Mudgeeraba Pre-Poll	0	0.00%	0	0.00%	0	0.00%	0	0.00%	0	0	0.00%	0	0.00%
108	Returning Officer Mulgrave Pre-Poll	0	0.00%	0	0.00%	0	0.00%	0	0.00%	0	0	0.00%	0	0.00%
109	Returning Officer Mundingburra Pre-Poll	0	0.00%	0	0.00%	0	0.00%	0	0.00%	0	0	0.00%	0	0.00%
110	Returning Officer Murrumba Pre-Poll	0	0.00%	0	0.00%	0	0.00%	0	0.00%	0	0	0.00%	0	0.00%
111	Returning Officer Nanango Pre-Poll	0	0.00%	0	0.00%	0	0.00%	0	0.00%	0	0	0.00%	0	0.00%
112	Returning Officer Nicklin Pre-Poll	1	50.00%	0	0.00%	0	0.00%	1	50.00%	2	0	0.00%	2	0.01%
113	Returning Officer Ninderry Pre-Poll	0	0.00%	0	0.00%	2	100.00%	0	0.00%	2	0	0.00%	2	0.01%
114	Returning Officer Noosa Pre-Poll	0	0.00%	0	0.00%	0	0.00%	0	0.00%	0	0	0.00%	0	0.00%
115	Returning Officer Nudgee Pre-Poll	0	0.00%	1	100.00%	0	0.00%	0	0.00%	1	0	0.00%	1	0.00%
116	Returning Officer Oodgeroo Pre-Poll	0	0.00%	0	0.00%	0	0.00%	0	0.00%	0	0	0.00%	0	0.00%
117	Returning Officer Pine Rivers Pre-Poll	0	0.00%	0	0.00%	1	50.00%	1	50.00%	2	0	0.00%	2	0.01%
118	Returning Officer Pumicestone Pre-Poll	2	100.00%	0	0.00%	0	0.00%	0	0.00%	2	0	0.00%	2	0.01%
119	Returning Officer Redcliffe Pre-Poll	0	0.00%	0	0.00%	0	0.00%	0	0.00%	0	0	0.00%	0	0.00%
120	Returning Officer Redlands Pre-Poll	1	20.00%	3	60.00%	1	20.00%	0	0.00%	5	0	0.00%	5	0.02%
121	Returning Officer Rockhampton Pre-Poll	0	0.00%	1	100.00%	0	0.00%	0	0.00%	1	0	0.00%	1	0.00%
122	Returning Officer Sandgate Pre-Poll	0	0.00%	1	100.00%	0	0.00%	0	0.00%	1	0	0.00%	1	0.00%
123	Returning Officer Scenic Rim Pre-Poll	3	37.50%	3	37.50%	0	0.00%	2	25.00%	8	0	0.00%	8	0.03%
124	Returning Officer South Brisbane Pre-Poll	0	0.00%	3	100.00%	0	0.00%	0	0.00%	3	0	0.00%	3	0.01%
125	Returning Officer Southern Downs Pre-Poll	0	0.00%	0	0.00%	0	0.00%	0	0.00%	0	0	0.00%	0	0.00%
126	Returning Officer Southport Pre-Poll	0	0.00%	0	0.00%	0	0.00%	0	0.00%	0	0	0.00%	0	0.00%
127	Returning Officer Springwood Pre-Poll	7	18.42%	10	26.32%	19	50.00%	2	5.26%	38	2	5.00%	40	0.14%
128	Returning Officer Stafford Pre-Poll	2	100.00%	0	0.00%	0	0.00%	0	0.00%	2	0	0.00%	2	0.01%
129	Returning Officer Stretton Pre-Poll	48	13.26%	77	21.27%	207	57.18%	30	8.29%	362	21	5.48%	383	1.31%
130	Returning Officer Surfers Paradise Pre-Poll	1	100.00%	0	0.00%	0	0.00%	0	0.00%	1	0	0.00%	1	0.00%
131	Returning Officer Theodore Pre-Poll	1	100.00%	0	0.00%	0	0.00%	0	0.00%	1	0	0.00%	1	0.00%
132	Returning Officer Thuringowa Pre-Poll	0	0.00%	0	0.00%	0	0.00%	0	0.00%	0	0	0.00%	0	0.00%
133	Returning Officer Toohey Pre-Poll	35	17.33%	58	28.71%	94	46.53%	15	7.43%	202	12	5.61%	214	0.73%

134	Returning Officer Toowoomba North Pre-Poll	0	0.00%	0	0.00%	2	100.00%	0	0.00%	2	0	0.00%	2	0.01%
135	Returning Officer Toowoomba South Pre-Poll	1	50.00%	1	50.00%	0	0.00%	0	0.00%	2	0	0.00%	2	0.01%
136	Returning Officer Townsville Pre-Poll	0	0.00%	0	0.00%	0	0.00%	0	0.00%	0	0	0.00%	0	0.00%
137	Returning Officer Traeger Pre-Poll	0	0.00%	0	0.00%	1	100.00%	0	0.00%	1	0	0.00%	1	0.00%
138	Returning Officer Warrego Pre-Poll	0	0.00%	2	66.67%	1	33.33%	0	0.00%	3	0	0.00%	3	0.01%
139	Returning Officer Waterford Pre-Poll	0	0.00%	0	0.00%	0	0.00%	0	0.00%	0	0	0.00%	0	0.00%
140	Returning Officer Whitsunday Pre-Poll	0	0.00%	0	0.00%	0	0.00%	0	0.00%	0	0	0.00%	0	0.00%
141	Returning Officer Woodridge Pre-Poll	92	24.66%	47	12.60%	209	56.03%	25	6.70%	373	16	4.11%	389	1.33%
	Polling Booth Totals	**3,997**	**17.78%**	**4,801**	**21.36%**	**11,877**	**52.85%**	**1,800**	**8.01%**	**22,475**	**1,126**	**4.77%**	**23,601**	**80.50%**
Postal, Special Postal, Unenrolled Votes		753	20.99%	870	24.25%	1,743	48.59%	221	6.16%	3,587	320	8.19%	3,907	13.33%
Pre-Poll (In Person) Absent Votes		14	11.97%	33	28.21%	55	47.01%	15	12.82%	117	3	2.50%	120	0.41%
Polling Day Absent Votes		267	18.31%	301	20.64%	659	45.20%	231	15.84%	1,458	75	4.89%	1,533	5.23%
Declared Institution Votes		7	15.91%	8	18.18%	27	61.36%	2	4.55%	44	5	10.20%	49	0.17%
Polling Day Declaration Votes		17	17.00%	12	12.00%	63	63.00%	8	8.00%	100	8	7.41%	108	0.37%
Uncertain Identity		0	0.00%	0	0.00%	0	0.00%	0	0.00%	0	0	0.00%	0	0.00%
Declaration and Pre-Poll Votes Totals		**1,058**	**19.94%**	**1,224**	**23.07%**	**2,547**	**48.00%**	**477**	**8.99%**	**5,306**	**411**	**7.19%**	**5,717**	**19.50%**
Total First Preference Votes		**5,055**	**18.20%**	**6,025**	**21.69%**	**14,424**	**51.92%**	**2,277**	**8.20%**	**27,781**	**1,537**	**5.24%**	**29,318**	**100.00%**

Distribution of Preferences

	LANYON Darryl		PATTISON Clinton		* ENOCH Leeanne		O'BRIEN Patsy		Votes remaining	Exhausted		Total Formal
Preference Distribution	**Votes**	**%**	**Votes**	**%**	**Votes**	**%**	**Votes**	**%**	**in count**	**Votes**	**%**	**Votes**
First Preference Votes	5,055	18.20%	6,025	21.69%	14,424	51.92%	2,277	8.20%	27,781			27,781
O'BRIEN Excluded (1st)	**297**	**13.04%**	**405**	**17.79%**	**1,575**	**69.17%**			**2,277**	**0**	**0.00%**	**2,277**
Total	5,352	19.26%	6,430	23.15%	15,999	57.59%			27,781	0	0.00%	27,781
LANYON Excluded (2nd)			**3,453**	**64.52%**	**1,899**	**35.48%**			**5,352**	**0**	**0.00%**	**5,352**
District Total			**9,883**	**35.57%**	**17,898**	**64.43%**			**27,781**	**0**	**0.00%**	**27,781**

*** Indicates the winner**

02 - Electoral District of Aspley

First Preference Votes Polled for each Candidate at each Polling Booth

Booth No.	Polling Booth	* MELLISH Bart ALP Votes	%	HANSEN James GRN Votes	%	ROSS Steve Votes	%	SKILBECK Neil CR Votes	%	BYRNE Shaun ONP Votes	%	DAVIS Tracy LNP Votes	%	KING Zachary Votes	%	Total Formal Votes	Informal Votes	%	Total Votes	% of Total Votes
1	Albany Hills	81	31.40%	18	6.98%	2	0.78%	6	2.33%	23	8.91%	125	48.45%	3	1.16%	258	6	2.27%	264	0.79%
2	Aspley	1,017	42.20%	219	9.09%	22	0.91%	52	2.16%	265	11.00%	807	33.49%	28	1.16%	2,410	107	4.25%	2,517	7.54%
3	Aspley East	720	40.63%	181	10.21%	14	0.79%	24	1.35%	147	8.30%	611	34.48%	75	4.23%	1,772	73	3.96%	1,845	5.53%
4	Aspley South	933	38.60%	245	10.14%	18	0.74%	21	0.87%	190	7.86%	987	40.84%	23	0.95%	2,417	70	2.81%	2,487	7.45%
5	Bald Hills	812	44.89%	165	9.12%	12	0.66%	29	1.60%	239	13.21%	508	28.08%	44	2.43%	1,809	71	3.78%	1,880	5.63%
6	Bracken Ridge West	56	37.58%	25	16.78%	2	1.34%	4	2.68%	18	12.08%	41	27.52%	3	2.01%	149	13	8.02%	162	0.49%
7	Bridgeman Downs	839	31.88%	200	7.60%	8	0.30%	20	0.76%	197	7.48%	1,333	50.65%	35	1.33%	2,632	93	3.41%	2,725	8.16%
8	Chermside West	633	41.43%	174	11.39%	14	0.92%	22	1.44%	145	9.49%	503	32.92%	37	2.42%	1,528	57	3.60%	1,585	4.75%
9	Fitzgibbon	101	49.51%	13	6.37%	0	0.00%	1	0.49%	16	7.84%	68	33.33%	5	2.45%	204	7	3.32%	211	0.63%
10	Geebung	805	47.27%	243	14.27%	15	0.88%	25	1.47%	178	10.45%	404	23.72%	33	1.94%	1,703	83	4.65%	1,786	5.35%
11	McDowall	902	37.15%	255	10.50%	14	0.58%	23	0.95%	188	7.74%	1,025	42.22%	21	0.86%	2,428	94	3.73%	2,522	7.55%
12	Taigum	115	46.56%	32	12.96%	0	0.00%	4	1.62%	17	6.88%	77	31.17%	2	0.81%	247	17	6.44%	264	0.79%
13	Zillmere	365	42.05%	105	12.10%	12	1.38%	21	2.42%	102	11.75%	241	27.76%	22	2.53%	868	53	5.75%	921	2.76%
14	Zillmere North	44	45.83%	13	13.54%	1	1.04%	3	3.13%	16	16.67%	17	17.71%	2	2.08%	96	2	2.04%	98	0.29%
15	Brisbane CBD All-Districts Centre	22	39.29%	18	32.14%	0	0.00%	1	1.79%	5	8.93%	8	14.29%	2	3.57%	56	3	5.08%	59	0.18%
16	Bundaberg All-Districts Centre	2	100.00%	0	0.00%	0	0.00%	0	0.00%	0	0.00%	0	0.00%	0	0.00%	2	0	0.00%	2	0.01%
17	Burleigh All-Districts Centre	0	0.00%	0	0.00%	0	0.00%	0	0.00%	0	0.00%	0	0.00%	0	0.00%	0	0	0.00%	0	0.00%
18	Cairns All-Districts Centre	0	0.00%	0	0.00%	0	0.00%	0	0.00%	0	0.00%	0	0.00%	0	0.00%	0	0	0.00%	0	0.00%
19	East Brisbane All-Districts Centre	2	22.22%	3	33.33%	0	0.00%	0	0.00%	0	0.00%	4	44.44%	0	0.00%	9	2	18.18%	11	0.03%
20	Hervey Bay All-Districts Centre	0	0.00%	0	0.00%	0	0.00%	0	0.00%	0	0.00%	0	0.00%	0	0.00%	0	0	0.00%	0	0.00%
21	Mackay All-Districts Centre	1	50.00%	0	0.00%	0	0.00%	0	0.00%	0	0.00%	1	50.00%	0	0.00%	2	0	0.00%	2	0.01%
22	Maroochydore All-Districts Centre	0	0.00%	0	0.00%	0	0.00%	0	0.00%	1	50.00%	1	50.00%	0	0.00%	2	0	0.00%	2	0.01%
23	Morayfield All-Districts Centre	1	16.67%	1	16.67%	1	16.67%	0	0.00%	2	33.33%	1	16.67%	0	0.00%	6	0	0.00%	6	0.02%
24	Noosa All-Districts Centre	0	0.00%	0	0.00%	0	0.00%	0	0.00%	1	50.00%	1	50.00%	0	0.00%	2	0	0.00%	2	0.01%
25	Oodgeroo All-Districts Centre	0	0.00%	0	0.00%	0	0.00%	0	0.00%	0	0.00%	0	0.00%	0	0.00%	0	0	0.00%	0	0.00%
26	Redcliffe All-Districts Centre	2	66.67%	0	0.00%	0	0.00%	0	0.00%	1	33.33%	0	0.00%	0	0.00%	3	0	0.00%	3	0.01%
27	Southport All-Districts Centre	0	0.00%	0	0.00%	0	0.00%	0	0.00%	0	0.00%	0	0.00%	0	0.00%	0	0	0.00%	0	0.00%
28	Telephone Voting	3	60.00%	0	0.00%	0	0.00%	0	0.00%	0	0.00%	2	40.00%	0	0.00%	5	0	0.00%	5	0.01%
29	Townsville All-Districts Centre	0	0.00%	0	0.00%	0	0.00%	0	0.00%	0	0.00%	0	0.00%	0	0.00%	0	0	0.00%	0	0.00%
30	Vulture Street All-Districts Centre	1	100.00%	0	0.00%	0	0.00%	0	0.00%	0	0.00%	0	0.00%	0	0.00%	1	0	0.00%	1	0.00%
31	Woolloongabba All-Districts Centre	1	16.67%	1	16.67%	0	0.00%	1	16.67%	0	0.00%	1	16.67%	2	33.33%	6	0	0.00%	6	0.02%
32	Brisbane CBD All-Districts Centre Pre-Poll	352	44.96%	112	14.30%	4	0.51%	5	0.64%	35	4.47%	269	34.36%	6	0.77%	783	23	2.85%	806	2.41%
33	Bundaberg All-Districts Centre Pre-Poll	0	0.00%	0	0.00%	1	50.00%	0	0.00%	0	0.00%	1	50.00%	0	0.00%	2	0	0.00%	2	0.01%
34	Burleigh All-Districts Centre Pre-Poll	4	33.33%	2	16.67%	0	0.00%	0	0.00%	3	25.00%	3	25.00%	0	0.00%	12	0	0.00%	12	0.04%
35	Cairns All-Districts Centre Pre-Poll	3	100.00%	0	0.00%	0	0.00%	0	0.00%	0	0.00%	0	0.00%	0	0.00%	3	0	0.00%	3	0.01%
36	Electoral Visit	101	32.06%	8	2.54%	2	0.63%	1	0.32%	15	4.76%	177	56.19%	11	3.49%	315	6	1.87%	321	0.96%
37	Hervey Bay All-Districts Centre Pre-poll	2	28.57%	0	0.00%	0	0.00%	1	14.29%	3	42.86%	1	14.29%	0	0.00%	7	1	12.50%	8	0.02%
38	Mackay All-Districts Centre Pre-Poll	0	0.00%	0	0.00%	0	0.00%	1	50.00%	1	50.00%	0	0.00%	0	0.00%	2	0	0.00%	2	0.01%
39	Maroochydore All-Districts Centre Pre-Poll	4	23.53%	2	11.76%	1	5.88%	1	5.88%	1	5.88%	8	47.06%	0	0.00%	17	0	0.00%	17	0.05%
40	Morayfield All-Districts Centre Pre-poll	3	17.65%	2	11.76%	0	0.00%	0	0.00%	2	11.76%	10	58.82%	0	0.00%	17	0	0.00%	17	0.05%
41	Noosa All-Districts Centre Pre-Poll	2	40.00%	1	20.00%	0	0.00%	0	0.00%	0	0.00%	2	40.00%	0	0.00%	5	0	0.00%	5	0.01%
42	Oodgeroo All-Districts Centre Pre-Poll	0	0.00%	1	50.00%	0	0.00%	0	0.00%	0	0.00%	1	50.00%	0	0.00%	2	0	0.00%	2	0.01%
43	Redcliffe All-Districts Centre Pre-Poll	29	40.85%	12	16.90%	1	1.41%	0	0.00%	6	8.45%	21	29.58%	2	2.82%	71	3	4.05%	74	0.22%
44	Southport All-Districts Centre Pre-Poll	1	14.29%	0	0.00%	0	0.00%	0	0.00%	1	14.29%	5	71.43%	0	0.00%	7	1	12.50%	8	0.02%
45	Telephone Voting - Pre-poll	6	50.00%	1	8.33%	0	0.00%	0	0.00%	2	16.67%	3	25.00%	0	0.00%	12	0	0.00%	12	0.04%
46	Townsville All-Districts Centre Pre-Poll	3	100.00%	0	0.00%	0	0.00%	0	0.00%	0	0.00%	0	0.00%	0	0.00%	3	1	25.00%	4	0.01%
47	eAssist - Coorparoo Pre-Poll	0	0.00%	0	0.00%	0	0.00%	0	0.00%	1	100.00%	0	0.00%	0	0.00%	1	0	0.00%	1	0.00%
48	Returning Officer Aspley Pre-Poll	1,565	31.47%	338	6.80%	17	0.34%	63	1.27%	523	10.52%	2,420	48.66%	47	0.95%	4,973	118	2.32%	5,091	15.25%
49	Returning Officer Algester Pre-Poll	0	0.00%	0	0.00%	0	0.00%	0	0.00%	0	0.00%	0	0.00%	0	0.00%	0	0	0.00%	0	0.00%
50	Returning Officer Bancroft Pre-Poll	1	33.33%	0	0.00%	0	0.00%	0	0.00%	1	33.33%	1	33.33%	0	0.00%	3	1	25.00%	4	0.01%
51	Returning Officer Barron River Pre-Poll	0	0.00%	0	0.00%	0	0.00%	0	0.00%	0	0.00%	0	0.00%	0	0.00%	0	0	0.00%	0	0.00%
52	Returning Officer Bonney Pre-Poll	0	0.00%	1	100.00%	0	0.00%	0	0.00%	0	0.00%	0	0.00%	0	0.00%	1	0	0.00%	1	0.00%
53	Returning Officer Broadwater Pre-Poll	0	0.00%	0	0.00%	0	0.00%	0	0.00%	0	0.00%	0	0.00%	0	0.00%	0	0	0.00%	0	0.00%
54	Returning Officer Buderim Pre-Poll	0	0.00%	0	0.00%	0	0.00%	0	0.00%	0	0.00%	0	0.00%	0	0.00%	0	0	0.00%	0	0.00%
55	Returning Officer Bulimba Pre-Poll	2	25.00%	1	12.50%	0	0.00%	0	0.00%	1	12.50%	4	50.00%	0	0.00%	8	0	0.00%	8	0.02%
56	Returning Officer Bundaberg Pre-Poll	0	0.00%	0	0.00%	0	0.00%	0	0.00%	0	0.00%	0	0.00%	0	0.00%	0	0	0.00%	0	0.00%
57	Returning Officer Bundamba Pre-Poll	1	50.00%	0	0.00%	0	0.00%	0	0.00%	0	0.00%	1	50.00%	0	0.00%	2	0	0.00%	2	0.01%
58	Returning Officer Burdekin Pre-Poll	0	0.00%	0	0.00%	0	0.00%	0	0.00%	0	0.00%	0	0.00%	0	0.00%	0	0	0.00%	0	0.00%
59	Returning Officer Burleigh Pre-Poll	0	0.00%	0	0.00%	0	0.00%	0	0.00%	0	0.00%	0	0.00%	0	0.00%	0	0	0.00%	0	0.00%
60	Returning Officer Burnett Pre-Poll	0	0.00%	0	0.00%	0	0.00%	0	0.00%	0	0.00%	0	0.00%	0	0.00%	0	0	0.00%	0	0.00%
61	Returning Officer Cairns Pre-Poll	0	0.00%	0	0.00%	0	0.00%	0	0.00%	0	0.00%	0	0.00%	0	0.00%	0	0	0.00%	0	0.00%
62	Returning Officer Callide Pre-Poll	1	50.00%	0	0.00%	0	0.00%	0	0.00%	0	0.00%	1	50.00%	0	0.00%	2	0	0.00%	2	0.01%
63	Returning Officer Caloundra Pre-Poll	6	30.00%	1	5.00%	0	0.00%	0	0.00%	5	25.00%	8	40.00%	0	0.00%	20	0	0.00%	20	0.06%
64	Returning Officer Capalaba Pre-Poll	2	100.00%	0	0.00%	0	0.00%	0	0.00%	0	0.00%	0	0.00%	0	0.00%	2	0	0.00%	2	0.01%
65	Returning Officer Chatsworth Pre-Poll	0	0.00%	0	0.00%	0	0.00%	0	0.00%	0	0.00%	0	0.00%	0	0.00%	0	0	0.00%	0	0.00%
66	Returning Officer Clayfield Pre-Poll	9	23.68%	0	0.00%	2	5.26%	0	0.00%	4	10.53%	23	60.53%	0	0.00%	38	1	2.56%	39	0.12%
67	Returning Officer Condamine Pre-Poll	0	0.00%	0	0.00%	0	0.00%	0	0.00%	0	0.00%	1	100.00%	0	0.00%	1	0	0.00%	1	0.00%
68	Returning Officer Cook Pre-Poll	1	100.00%	0	0.00%	0	0.00%	0	0.00%	0	0.00%	0	0.00%	0	0.00%	1	0	0.00%	1	0.00%
69	Returning Officer Coomera Pre-Poll	1	100.00%	0	0.00%	0	0.00%	0	0.00%	0	0.00%	0	0.00%	0	0.00%	1	0	0.00%	1	0.00%
70	Returning Officer Cooper Pre-Poll	5	55.56%	0	0.00%	0	0.00%	0	0.00%	1	11.11%	3	33.33%	0	0.00%	9	1	10.00%	10	0.03%
71	Returning Officer Currumbin Pre-Poll	0	0.00%	0	0.00%	0	0.00%	0	0.00%	0	0.00%	0	0.00%	0	0.00%	0	0	0.00%	0	0.00%
72	Returning Officer Everton Pre-Poll	80	40.20%	12	6.03%	0	0.00%	0	0.00%	5	2.51%	101	50.75%	1	0.50%	199	8	3.86%	207	0.62%
73	Returning Officer Ferny Grove Pre-Poll	11	33.33%	3	9.09%	0	0.00%	0	0.00%	3	9.09%	16	48.48%	0	0.00%	33	2	5.71%	35	0.10%
74	Returning Officer Gaven Pre-Poll	0	0.00%	0	0.00%	0	0.00%	0	0.00%	0	0.00%	0	0.00%	0	0.00%	0	0	0.00%	0	0.00%
75	Returning Officer Gladstone Pre-Poll	1	50.00%	0	0.00%	0	0.00%	0	0.00%	0	0.00%	1	50.00%	0	0.00%	2	0	0.00%	2	0.01%
76	Returning Officer Glass House Pre-Poll	0	0.00%	1	33.33%	0	0.00%	0	0.00%	0	0.00%	2	66.67%	0	0.00%	3	0	0.00%	3	0.01%
77	Returning Officer Greenslopes Pre-Poll	1	33.33%	0	0.00%	0	0.00%	1	33.33%	0	0.00%	1	33.33%	0	0.00%	3	0	0.00%	3	0.01%
78	Returning Officer Gregory Pre-Poll	0	0.00%	0	0.00%	0	0.00%	0	0.00%	0	0.00%	0	0.00%	0	0.00%	0	1	0.00%	1	0.00%
79	Returning Officer Gympie Pre-Poll	1	100.00%	0	0.00%	0	0.00%	0	0.00%	0	0.00%	0	0.00%	0	0.00%	1	0	0.00%	1	0.00%
80	Returning Officer Hervey Bay Pre-Poll	0	0.00%	0	0.00%	0	0.00%	0	0.00%	0	0.00%	0	0.00%	0	0.00%	0	0	0.00%	0	0.00%
81	Returning Officer Hill Pre-Poll	0	0.00%	0	0.00%	0	0.00%	0	0.00%	0	0.00%	0	0.00%	0	0.00%	0	0	0.00%	0	0.00%
82	Returning Officer Hinchinbrook Pre-Poll	0	0.00%	0	0.00%	0	0.00%	0	0.00%	0	0.00%	0	0.00%	0	0.00%	0	0	0.00%	0	0.00%
83	Returning Officer Inala Pre-Poll	2	66.67%	0	0.00%	0	0.00%	0	0.00%	0	0.00%	1	33.33%	0	0.00%	3	0	0.00%	3	0.01%
84	Returning Officer Ipswich Pre-Poll	0	0.00%	0	0.00%	0	0.00%	0	0.00%	0	0.00%	2	100.00%	0	0.00%	2	0	0.00%	2	0.01%
85	Returning Officer Ipswich West Pre-Poll	0	0.00%	0	0.00%	0	0.00%	0	0.00%	0	0.00%	0	0.00%	0	0.00%	0	0	0.00%	0	0.00%
86	Returning Officer Jordan Pre-Poll	1	50.00%	0	0.00%	0	0.00%	0	0.00%	0	0.00%	1	50.00%	0	0.00%	2	0	0.00%	2	0.01%
87	Returning Officer Kawana Pre-Poll	1	50.00%	0	0.00%	0	0.00%	0	0.00%	0	0.00%	1	50.00%	0	0.00%	2	0	0.00%	2	0.01%

88	Returning Officer Keppel Pre-Poll	1	100.00%	0	0.00%	0	0.00%	0	0.00%	0	0.00%	0	0.00%	0	0.00%	1	0	0.00%	1	0.00%
89	Returning Officer Kurwongbah Pre-Poll	1	25.00%	0	0.00%	0	0.00%	0	0.00%	0	0.00%	3	75.00%	0	0.00%	4	1	20.00%	5	0.01%
90	Returning Officer Lockyer Pre-Poll	1	100.00%	0	0.00%	0	0.00%	0	0.00%	0	0.00%	0	0.00%	0	0.00%	1	0	0.00%	1	0.00%
91	Returning Officer Logan Pre-Poll	0	0.00%	0	0.00%	0	0.00%	0	0.00%	0	0.00%	1	100.00%	0	0.00%	1	0	0.00%	1	0.00%
92	Returning Officer Lytton Pre-Poll	2	66.67%	0	0.00%	0	0.00%	0	0.00%	0	0.00%	1	33.33%	0	0.00%	3	0	0.00%	3	0.01%
93	Returning Officer Macalister Pre-Poll	0	0.00%	0	0.00%	0	0.00%	0	0.00%	0	0.00%	0	0.00%	0	0.00%	0	0	0.00%	0	0.00%
94	Returning Officer Mackay Pre-Poll	0	0.00%	0	0.00%	0	0.00%	0	0.00%	0	0.00%	0	0.00%	0	0.00%	0	0	0.00%	0	0.00%
95	Returning Officer Maiwar Pre-Poll	3	50.00%	1	16.67%	0	0.00%	0	0.00%	0	0.00%	2	33.33%	0	0.00%	6	0	0.00%	6	0.02%
96	Returning Officer Mansfield Pre-Poll	1	33.33%	0	0.00%	0	0.00%	0	0.00%	1	33.33%	1	33.33%	0	0.00%	3	0	0.00%	3	0.01%
97	Returning Officer Maroochydore Pre-Poll	0	0.00%	0	0.00%	0	0.00%	0	0.00%	0	0.00%	0	0.00%	0	0.00%	0	0	0.00%	0	0.00%
98	Returning Officer Maryborough Pre-Poll	0	0.00%	0	0.00%	0	0.00%	0	0.00%	0	0.00%	0	0.00%	0	0.00%	0	1	0.00%	1	0.00%
99	Returning Officer Mcconnel Pre-Poll	10	30.30%	6	18.18%	1	3.03%	0	0.00%	0	0.00%	15	45.45%	1	3.03%	33	0	0.00%	33	0.10%
100	Returning Officer Mermaid Beach Pre-Poll	0	0.00%	0	0.00%	0	0.00%	0	0.00%	0	0.00%	0	0.00%	0	0.00%	0	0	0.00%	0	0.00%
101	Returning Officer Miller Pre-Poll	0	0.00%	0	0.00%	0	0.00%	0	0.00%	0	0.00%	2	100.00%	0	0.00%	2	0	0.00%	2	0.01%
102	Returning Officer Mirani Pre-Poll	0	0.00%	0	0.00%	0	0.00%	0	0.00%	0	0.00%	0	0.00%	0	0.00%	0	0	0.00%	0	0.00%
103	Returning Officer Moggill Pre-Poll	2	66.67%	0	0.00%	0	0.00%	0	0.00%	0	0.00%	1	33.33%	0	0.00%	3	0	0.00%	3	0.01%
104	Returning Officer Morayfield Pre-Poll	0	0.00%	0	0.00%	0	0.00%	0	0.00%	0	0.00%	0	0.00%	0	0.00%	0	0	0.00%	0	0.00%
105	Returning Officer Mount Ommaney Pre-Poll	0	0.00%	1	100.00%	0	0.00%	0	0.00%	0	0.00%	0	0.00%	0	0.00%	1	0	0.00%	1	0.00%
106	Returning Officer Mudgeeraba Pre-Poll	0	0.00%	0	0.00%	0	0.00%	0	0.00%	0	0.00%	0	0.00%	0	0.00%	0	0	0.00%	0	0.00%
107	Returning Officer Mulgrave Pre-Poll	0	0.00%	0	0.00%	0	0.00%	0	0.00%	0	0.00%	0	0.00%	0	0.00%	0	0	0.00%	0	0.00%
108	Returning Officer Mundingburra Pre-Poll	0	0.00%	0	0.00%	0	0.00%	0	0.00%	0	0.00%	0	0.00%	0	0.00%	0	0	0.00%	0	0.00%
109	Returning Officer Murrumba Pre-Poll	5	29.41%	0	0.00%	0	0.00%	0	0.00%	5	29.41%	7	41.18%	0	0.00%	17	0	0.00%	17	0.05%
110	Returning Officer Nanango Pre-Poll	0	0.00%	0	0.00%	0	0.00%	0	0.00%	0	0.00%	0	0.00%	0	0.00%	0	0	0.00%	0	0.00%
111	Returning Officer Nicklin Pre-Poll	1	100.00%	0	0.00%	0	0.00%	0	0.00%	0	0.00%	0	0.00%	0	0.00%	1	0	0.00%	1	0.00%
112	Returning Officer Ninderry Pre-Poll	0	0.00%	1	100.00%	0	0.00%	0	0.00%	0	0.00%	0	0.00%	0	0.00%	1	1	50.00%	2	0.01%
113	Returning Officer Noosa Pre-Poll	0	0.00%	0	0.00%	0	0.00%	0	0.00%	0	0.00%	0	0.00%	0	0.00%	0	0	0.00%	0	0.00%
114	Returning Officer Nudgee Pre-Poll	27	40.91%	8	12.12%	1	1.52%	0	0.00%	7	10.61%	23	34.85%	0	0.00%	66	1	1.49%	67	0.20%
115	Returning Officer Oodgeroo Pre-Poll	0	0.00%	0	0.00%	0	0.00%	0	0.00%	0	0.00%	0	0.00%	0	0.00%	0	0	0.00%	0	0.00%
116	Returning Officer Pine Rivers Pre-Poll	60	36.59%	14	8.54%	3	1.83%	4	2.44%	25	15.24%	51	31.10%	7	4.27%	164	10	5.75%	174	0.52%
117	Returning Officer Pumicestone Pre-Poll	0	0.00%	0	0.00%	0	0.00%	0	0.00%	0	0.00%	0	0.00%	0	0.00%	0	0	0.00%	0	0.00%
118	Returning Officer Redcliffe Pre-Poll	0	0.00%	0	0.00%	0	0.00%	0	0.00%	0	0.00%	0	0.00%	0	0.00%	0	0	0.00%	0	0.00%
119	Returning Officer Redlands Pre-Poll	0	0.00%	0	0.00%	0	0.00%	0	0.00%	0	0.00%	0	0.00%	0	0.00%	0	0	0.00%	0	0.00%
120	Returning Officer Rockhampton Pre-Poll	0	0.00%	0	0.00%	0	0.00%	0	0.00%	0	0.00%	0	0.00%	0	0.00%	0	0	0.00%	0	0.00%
121	Returning Officer Sandgate Pre-Poll	52	47.71%	11	10.09%	0	0.00%	3	2.75%	7	6.42%	34	31.19%	2	1.83%	109	5	4.39%	114	0.34%
122	Returning Officer Scenic Rim Pre-Poll	1	33.33%	0	0.00%	0	0.00%	0	0.00%	2	66.67%	0	0.00%	0	0.00%	3	0	0.00%	3	0.01%
123	Returning Officer South Brisbane Pre-Poll	3	30.00%	2	20.00%	0	0.00%	1	10.00%	1	10.00%	3	30.00%	0	0.00%	10	0	0.00%	10	0.03%
124	Returning Officer Southern Downs Pre-Poll	0	0.00%	0	0.00%	0	0.00%	0	0.00%	0	0.00%	1	100.00%	0	0.00%	1	0	0.00%	1	0.00%
125	Returning Officer Southport Pre-Poll	0	0.00%	0	0.00%	0	0.00%	0	0.00%	0	0.00%	0	0.00%	0	0.00%	0	0	0.00%	0	0.00%
126	Returning Officer Springwood Pre-Poll	1	100.00%	0	0.00%	0	0.00%	0	0.00%	0	0.00%	0	0.00%	0	0.00%	1	0	0.00%	1	0.00%
127	Returning Officer Stafford Pre-Poll	46	30.67%	8	5.33%	0	0.00%	2	1.33%	27	18.00%	67	44.67%	0	0.00%	150	5	3.23%	155	0.46%
128	Returning Officer Stretton Pre-Poll	1	100.00%	0	0.00%	0	0.00%	0	0.00%	0	0.00%	0	0.00%	0	0.00%	1	1	50.00%	2	0.01%
129	Returning Officer Surfers Paradise Pre-Poll	0	0.00%	0	0.00%	0	0.00%	0	0.00%	0	0.00%	0	0.00%	0	0.00%	0	0	0.00%	0	0.00%
130	Returning Officer Theodore Pre-Poll	0	0.00%	0	0.00%	0	0.00%	0	0.00%	0	0.00%	0	0.00%	0	0.00%	0	0	0.00%	0	0.00%
131	Returning Officer Thuringowa Pre-Poll	0	0.00%	0	0.00%	0	0.00%	0	0.00%	0	0.00%	0	0.00%	0	0.00%	0	0	0.00%	0	0.00%
132	Returning Officer Toohey Pre-Poll	2	40.00%	1	20.00%	0	0.00%	0	0.00%	0	0.00%	2	40.00%	0	0.00%	5	0	0.00%	5	0.01%
133	Returning Officer Toowoomba North Pre-Poll	1	100.00%	0	0.00%	0	0.00%	0	0.00%	0	0.00%	0	0.00%	0	0.00%	1	0	0.00%	1	0.00%
134	Returning Officer Toowoomba South Pre-Poll	1	100.00%	0	0.00%	0	0.00%	0	0.00%	0	0.00%	0	0.00%	0	0.00%	1	0	0.00%	1	0.00%
135	Returning Officer Townsville Pre-Poll	0	0.00%	0	0.00%	0	0.00%	0	0.00%	0	0.00%	0	0.00%	0	0.00%	0	0	0.00%	0	0.00%
136	Returning Officer Traeger Pre-Poll	1	20.00%	0	0.00%	0	0.00%	0	0.00%	1	20.00%	3	60.00%	0	0.00%	5	0	0.00%	5	0.01%
137	Returning Officer Warrego Pre-Poll	0	0.00%	0	0.00%	0	0.00%	0	0.00%	0	0.00%	0	0.00%	0	0.00%	0	0	0.00%	0	0.00%
138	Returning Officer Waterford Pre-Poll	0	0.00%	0	0.00%	0	0.00%	0	0.00%	0	0.00%	0	0.00%	0	0.00%	0	0	0.00%	0	0.00%
139	Returning Officer Whitsunday Pre-Poll	0	0.00%	0	0.00%	0	0.00%	0	0.00%	0	0.00%	0	0.00%	0	0.00%	0	0	0.00%	0	0.00%
140	Returning Officer Woodridge Pre-Poll	1	100.00%	0	0.00%	0	0.00%	0	0.00%	0	0.00%	0	0.00%	0	0.00%	1	0	0.00%	1	0.00%
	Polling Booth Totals	**9,884**	**38.34%**	**2,462**	**9.55%**	**168**	**0.65%**	**340**	**1.32%**	**2,440**	**9.46%**	**10,072**	**39.07%**	**414**	**1.61%**	**25,780**	**943**	**3.53%**	**26,723**	**80.04%**
	Postal, Special Postal, Unenrolled Votes	1,381	31.69%	288	6.61%	42	0.96%	64	1.47%	443	10.17%	2,090	47.96%	50	1.15%	4,358	241	5.24%	4,599	13.78%
	Pre-Poll (In Person) Absent Votes	31	36.47%	13	15.29%	1	1.18%	1	1.18%	10	11.76%	27	31.76%	2	2.35%	85	2	2.30%	87	0.26%
	Polling Day Absent Votes	698	39.89%	263	15.03%	23	1.31%	51	2.91%	175	10.00%	512	29.26%	28	1.60%	1,750	90	4.89%	1,840	5.51%
	Declared Institution Votes	36	42.86%	2	2.38%	1	1.19%	1	1.19%	7	8.33%	37	44.05%	0	0.00%	84	2	2.33%	86	0.26%
	Polling Day Declaration Votes	16	31.37%	9	17.65%	0	0.00%	1	1.96%	6	11.76%	19	37.25%	0	0.00%	51	0	0.00%	51	0.15%
	Uncertain Identity	0	0.00%	0	0.00%	0	0.00%	0	0.00%	0	0.00%	0	0.00%	0	0.00%	0	0	0.00%	0	0.00%
	Declaration and Pre-Poll Votes Totals	**2,162**	**34.17%**	**575**	**9.09%**	**67**	**1.06%**	**118**	**1.86%**	**641**	**10.13%**	**2,685**	**42.43%**	**80**	**1.26%**	**6,328**	**335**	**5.03%**	**6,663**	**19.96%**
	Total First Preference Votes	**12,046**	**37.52%**	**3,037**	**9.46%**	**235**	**0.73%**	**458**	**1.43%**	**3,081**	**9.60%**	**12,757**	**39.73%**	**494**	**1.54%**	**32,108**	**1,278**	**3.83%**	**33,386**	**100.00%**

Distribution of Preferences

Preference Distribution	* MELLISH Bart Votes	%	HANSEN James Votes	%	ROSS Steve Votes	%	SKILBECK Neil Votes	%	BYRNE Shaun Votes	%	DAVIS Tracy Votes	%	KING Zachary Votes	%	Votes remaining in count	Exhausted Votes	%	Total Formal Votes
First Preference Votes	12,046	37.52%	3,037	9.46%	235	0.73%	458	1.43%	3,081	9.60%	12,757	39.73%	494	1.54%	32,108			32,108
ROSS Excluded (1st)	**38**	**16.17%**	**33**	**14.04%**			**20**	**8.51%**	**15**	**6.38%**	**12**	**5.11%**	**117**	**49.79%**	**235**	**0**	**0.00%**	**235**
Total	12,084	37.64%	3,070	9.56%			478	1.49%	3,096	9.64%	12,769	39.77%	611	1.90%	32,108	0	0.00%	32,108
SKILBECK Excluded (2nd)	**98**	**20.50%**	**107**	**22.38%**					**95**	**19.87%**	**81**	**16.95%**	**97**	**20.29%**	**478**	**0**	**0.00%**	**478**
Total	12,182	37.94%	3,177	9.89%					3,191	9.94%	12,850	40.02%	708	2.21%	32,108	0	0.00%	32,108
KING Excluded (3rd)	**127**	**17.94%**	**264**	**37.29%**					**140**	**19.77%**	**177**	**25.00%**			**708**	**0**	**0.00%**	**708**
Total	12,309	38.34%	3,441	10.72%					3,331	10.37%	13,027	40.57%			32,108	0	0.00%	32,108
BYRNE Excluded (4th)	**1,124**	**33.74%**	**544**	**16.33%**							**1,663**	**49.92%**			**3,331**	**0**	**0.00%**	**3,331**
Total	13,433	41.84%	3,985	12.41%							14,690	45.75%			32,108	0	0.00%	32,108
HANSEN Excluded (5th)	**2,997**	**75.21%**									**988**	**24.79%**			**3,985**	**0**	**0.00%**	**3,985**
District Total	**16,430**	**51.17%**									**15,678**	**48.83%**			**32,108**	**0**	**0.00%**	**32,108**

*** Indicates the winner**

03 - Electoral District of Bancroft

First Preference Votes Polled for each Candidate at each Polling Booth

Booth No.	Polling Booth	GRANT Barry Votes	%	THOMAS Kara LNP Votes	%	DEJUN Simone GRN Votes	%	* WHITING Chris ALP Votes	%	BOULIS Christopher ONP Votes	%	Total Formal Votes	Informal Votes	%	Total Votes	% of Total Votes
1	Bayview Terrace	74	4.97%	264	17.72%	111	7.45%	738	49.53%	303	20.34%	1,490	85	5.40%	1,575	5.29%
2	Burpengary	9	7.38%	24	19.67%	7	5.74%	60	49.18%	22	18.03%	122	6	4.69%	128	0.43%
3	Burpengary East	78	5.28%	412	27.89%	62	4.20%	589	39.88%	336	22.75%	1,477	55	3.59%	1,532	5.14%
4	Burpengary North	16	4.12%	100	25.77%	25	6.44%	158	40.72%	89	22.94%	388	17	4.20%	405	1.36%
5	Deception Bay	26	5.49%	76	16.03%	24	5.06%	244	51.48%	104	21.94%	474	18	3.66%	492	1.65%
6	Deception Bay North	67	5.08%	263	19.92%	68	5.15%	629	47.65%	293	22.20%	1,320	70	5.04%	1,390	4.67%
7	Deception Bay South	111	7.09%	343	21.90%	98	6.26%	698	44.57%	316	20.18%	1,566	110	6.56%	1,676	5.63%
8	Kallangur	5	5.21%	19	19.79%	9	9.38%	48	50.00%	15	15.63%	96	8	7.69%	104	0.35%
9	Kippa-Ring West	10	4.98%	37	18.41%	19	9.45%	100	49.75%	35	17.41%	201	10	4.74%	211	0.71%
10	Mango Hill	41	3.71%	286	25.86%	90	8.14%	503	45.48%	186	16.82%	1,106	46	3.99%	1,152	3.87%
11	Mango Hill East	16	7.41%	57	26.39%	23	10.65%	93	43.06%	27	12.50%	216	11	4.85%	227	0.76%
12	Moreton Downs	49	4.98%	277	28.18%	51	5.19%	447	45.47%	159	16.17%	983	40	3.91%	1,023	3.43%
13	Murrumba Downs	5	7.35%	16	23.53%	7	10.29%	29	42.65%	11	16.18%	68	12	15.00%	80	0.27%
14	North Lakes	65	3.21%	615	30.33%	184	9.07%	872	43.00%	292	14.40%	2,028	71	3.38%	2,099	7.05%
15	North Lakes North	149	3.89%	1,176	30.70%	287	7.49%	1,685	43.99%	533	13.92%	3,830	159	3.99%	3,989	13.39%
16	Rothwell	30	5.60%	171	31.90%	28	5.22%	217	40.49%	90	16.79%	536	25	4.46%	561	1.88%
17	Brisbane CBD All-Districts Centre	1	4.55%	6	27.27%	0	0.00%	14	63.64%	1	4.55%	22	2	8.33%	24	0.08%
18	Bundaberg All-Districts Centre	0	0.00%	0	0.00%	0	0.00%	0	0.00%	0	0.00%	0	0	0.00%	0	0.00%
19	Burleigh All-Districts Centre	0	0.00%	0	0.00%	0	0.00%	3	60.00%	2	40.00%	5	0	0.00%	5	0.02%
20	Cairns All-Districts Centre	0	0.00%	0	0.00%	0	0.00%	0	0.00%	0	0.00%	0	0	0.00%	0	0.00%
21	East Brisbane All-Districts Centre	0	0.00%	0	0.00%	0	0.00%	0	0.00%	0	0.00%	0	0	0.00%	0	0.00%
22	Hervey Bay All-Districts Centre	0	0.00%	0	0.00%	0	0.00%	0	0.00%	0	0.00%	0	0	0.00%	0	0.00%
23	Mackay All-Districts Centre	1	33.33%	0	0.00%	0	0.00%	0	0.00%	2	66.67%	3	0	0.00%	3	0.01%
24	Maroochydore All-Districts Centre	1	50.00%	0	0.00%	1	50.00%	0	0.00%	0	0.00%	2	0	0.00%	2	0.01%
25	Morayfield All-Districts Centre	1	4.17%	3	12.50%	0	0.00%	9	37.50%	11	45.83%	24	2	7.69%	26	0.09%
26	Noosa All-Districts Centre	0	0.00%	0	0.00%	0	0.00%	1	50.00%	1	50.00%	2	0	0.00%	2	0.01%
27	Oodgeroo All-Districts Centre	0	0.00%	0	0.00%	0	0.00%	1	100.00%	0	0.00%	1	0	0.00%	1	0.00%
28	Redcliffe All-Districts Centre	0	0.00%	2	12.50%	4	25.00%	6	37.50%	4	25.00%	16	0	0.00%	16	0.05%
29	Southport All-Districts Centre	0	0.00%	1	100.00%	0	0.00%	0	0.00%	0	0.00%	1	0	0.00%	1	0.00%
30	Telephone Voting	0	0.00%	1	25.00%	2	50.00%	0	0.00%	1	25.00%	4	0	0.00%	4	0.01%
31	Townsville All-Districts Centre	0	0.00%	0	0.00%	0	0.00%	0	0.00%	0	0.00%	0	0	0.00%	0	0.00%
32	Vulture Street All-Districts Centre	0	0.00%	0	0.00%	0	0.00%	0	0.00%	0	0.00%	0	0	0.00%	0	0.00%
33	Woolloongabba All-Districts Centre	0	0.00%	0	0.00%	0	0.00%	0	0.00%	0	0.00%	0	0	0.00%	0	0.00%
34	Brisbane CBD All-Districts Centre Pre-Poll	6	3.35%	58	32.40%	19	10.61%	78	43.58%	18	10.06%	179	2	1.10%	181	0.61%
35	Bundaberg All-Districts Centre Pre-Poll	0	0.00%	0	0.00%	1	33.33%	0	0.00%	2	66.67%	3	0	0.00%	3	0.01%
36	Burleigh All-Districts Centre Pre-Poll	0	0.00%	1	33.33%	0	0.00%	1	33.33%	1	33.33%	3	0	0.00%	3	0.01%
37	Cairns All-Districts Centre Pre-Poll	0	0.00%	2	50.00%	0	0.00%	0	0.00%	2	50.00%	4	2	33.33%	6	0.02%
38	Electoral Visit	18	12.08%	49	32.89%	2	1.34%	71	47.65%	9	6.04%	149	12	7.45%	161	0.54%
39	Hervey Bay All-Districts Centre Pre-poll	0	0.00%	2	33.33%	0	0.00%	2	33.33%	2	33.33%	6	0	0.00%	6	0.02%
40	Mackay All-Districts Centre Pre-Poll	0	0.00%	0	0.00%	0	0.00%	3	100.00%	0	0.00%	3	1	25.00%	4	0.01%
41	Maroochydore All-Districts Centre Pre-Poll	0	0.00%	3	50.00%	1	16.67%	1	16.67%	1	16.67%	6	0	0.00%	6	0.02%
42	Morayfield All-Districts Centre Pre-poll	22	3.54%	141	22.67%	31	4.98%	241	38.75%	187	30.06%	622	18	2.81%	640	2.15%
43	Noosa All-Districts Centre Pre-Poll	0	0.00%	1	12.50%	1	12.50%	6	75.00%	0	0.00%	8	0	0.00%	8	0.03%
44	Oodgeroo All-Districts Centre Pre-Poll	0	0.00%	0	0.00%	1	50.00%	1	50.00%	0	0.00%	2	0	0.00%	2	0.01%
45	Redcliffe All-Districts Centre Pre-Poll	52	5.34%	329	33.81%	53	5.45%	379	38.95%	160	16.44%	973	43	4.23%	1,016	3.41%
46	Southport All-Districts Centre Pre-Poll	0	0.00%	1	25.00%	0	0.00%	0	0.00%	3	75.00%	4	0	0.00%	4	0.01%
47	Telephone Voting - Pre-poll	0	0.00%	5	55.56%	0	0.00%	1	11.11%	3	33.33%	9	0	0.00%	9	0.03%
48	Townsville All-Districts Centre Pre-Poll	0	0.00%	0	0.00%	0	0.00%	1	50.00%	1	50.00%	2	1	33.33%	3	0.01%
49	eAssist - Coorparoo Pre-Poll	0	0.00%	0	0.00%	0	0.00%	0	0.00%	0	0.00%	0	0	0.00%	0	0.00%
50	Returning Officer Bancroft Pre-Poll	245	6.96%	963	27.36%	113	3.21%	1,458	41.42%	741	21.05%	3,520	91	2.52%	3,611	12.12%
51	Returning Officer Algester Pre-Poll	0	0.00%	0	0.00%	0	0.00%	0	0.00%	1	100.00%	1	0	0.00%	1	0.00%
52	Returning Officer Aspley Pre-Poll	1	4.17%	5	20.83%	0	0.00%	12	50.00%	6	25.00%	24	0	0.00%	24	0.08%
53	Returning Officer Barron River Pre-Poll	0	0.00%	0	0.00%	0	0.00%	0	0.00%	0	0.00%	0	0	0.00%	0	0.00%
54	Returning Officer Bonney Pre-Poll	0	0.00%	0	0.00%	0	0.00%	0	0.00%	0	0.00%	0	0	0.00%	0	0.00%
55	Returning Officer Broadwater Pre-Poll	0	0.00%	0	0.00%	0	0.00%	0	0.00%	0	0.00%	0	0	0.00%	0	0.00%
56	Returning Officer Buderim Pre-Poll	0	0.00%	0	0.00%	1	50.00%	1	50.00%	0	0.00%	2	0	0.00%	2	0.01%
57	Returning Officer Bulimba Pre-Poll	2	100.00%	0	0.00%	0	0.00%	0	0.00%	0	0.00%	2	0	0.00%	2	0.01%
58	Returning Officer Bundaberg Pre-Poll	0	0.00%	0	0.00%	0	0.00%	0	0.00%	0	0.00%	0	0	0.00%	0	0.00%
59	Returning Officer Bundamba Pre-Poll	0	0.00%	0	0.00%	0	0.00%	0	0.00%	0	0.00%	0	0	0.00%	0	0.00%
60	Returning Officer Burdekin Pre-Poll	0	0.00%	0	0.00%	0	0.00%	0	0.00%	0	0.00%	0	0	0.00%	0	0.00%
61	Returning Officer Burleigh Pre-Poll	0	0.00%	0	0.00%	0	0.00%	0	0.00%	0	0.00%	0	0	0.00%	0	0.00%
62	Returning Officer Burnett Pre-Poll	0	0.00%	0	0.00%	0	0.00%	0	0.00%	0	0.00%	0	0	0.00%	0	0.00%
63	Returning Officer Cairns Pre-Poll	0	0.00%	0	0.00%	0	0.00%	0	0.00%	0	0.00%	0	0	0.00%	0	0.00%
64	Returning Officer Callide Pre-Poll	0	0.00%	0	0.00%	0	0.00%	0	0.00%	0	0.00%	0	0	0.00%	0	0.00%
65	Returning Officer Caloundra Pre-Poll	0	0.00%	2	28.57%	0	0.00%	5	71.43%	0	0.00%	7	0	0.00%	7	0.02%
66	Returning Officer Capalaba Pre-Poll	0	0.00%	0	0.00%	0	0.00%	2	40.00%	3	60.00%	5	0	0.00%	5	0.02%
67	Returning Officer Chatsworth Pre-Poll	0	0.00%	0	0.00%	0	0.00%	0	0.00%	0	0.00%	0	0	0.00%	0	0.00%
68	Returning Officer Clayfield Pre-Poll	0	0.00%	2	25.00%	1	12.50%	3	37.50%	2	25.00%	8	0	0.00%	8	0.03%
69	Returning Officer Condamine Pre-Poll	0	0.00%	0	0.00%	0	0.00%	0	0.00%	0	0.00%	0	0	0.00%	0	0.00%
70	Returning Officer Cook Pre-Poll	0	0.00%	0	0.00%	0	0.00%	1	100.00%	0	0.00%	1	0	0.00%	1	0.00%

Statistical Reports

71	Returning Officer Coomera Pre-Poll	0	0.00%	0	0.00%	0	0.00%	1	100.00%	0	0.00%	1	0	0.00%	1	0.00%
72	Returning Officer Cooper Pre-Poll	0	0.00%	0	0.00%	0	0.00%	0	0.00%	1	100.00%	1	0	0.00%	1	0.00%
73	Returning Officer Currumbin Pre-Poll	0	0.00%	0	0.00%	0	0.00%	0	0.00%	0	0.00%	0	0	0.00%	0	0.00%
74	Returning Officer Everton Pre-Poll	0	0.00%	2	100.00%	0	0.00%	0	0.00%	0	0.00%	2	0	0.00%	2	0.01%
75	Returning Officer Ferny Grove Pre-Poll	0	0.00%	1	25.00%	1	25.00%	1	25.00%	1	25.00%	4	0	0.00%	4	0.01%
76	Returning Officer Gaven Pre-Poll	0	0.00%	0	0.00%	0	0.00%	0	0.00%	0	0.00%	0	0	0.00%	0	0.00%
77	Returning Officer Gladstone Pre-Poll	0	0.00%	0	0.00%	0	0.00%	4	66.67%	2	33.33%	6	0	0.00%	6	0.02%
78	Returning Officer Glass House Pre-Poll	0	0.00%	0	0.00%	0	0.00%	0	0.00%	0	0.00%	0	0	0.00%	0	0.00%
79	Returning Officer Greenslopes Pre-Poll	0	0.00%	1	50.00%	0	0.00%	1	50.00%	0	0.00%	2	0	0.00%	2	0.01%
80	Returning Officer Gregory Pre-Poll	0	0.00%	0	0.00%	0	0.00%	0	0.00%	0	0.00%	0	0	0.00%	0	0.00%
81	Returning Officer Gympie Pre-Poll	0	0.00%	0	0.00%	1	50.00%	1	50.00%	0	0.00%	2	0	0.00%	2	0.01%
82	Returning Officer Hervey Bay Pre-Poll	0	0.00%	0	0.00%	0	0.00%	0	0.00%	0	0.00%	0	0	0.00%	0	0.00%
83	Returning Officer Hill Pre-Poll	0	0.00%	2	50.00%	0	0.00%	0	0.00%	2	50.00%	4	0	0.00%	4	0.01%
84	Returning Officer Hinchinbrook Pre-Poll	0	0.00%	0	0.00%	0	0.00%	0	0.00%	0	0.00%	0	0	0.00%	0	0.00%
85	Returning Officer Inala Pre-Poll	1	50.00%	0	0.00%	0	0.00%	0	0.00%	1	50.00%	2	0	0.00%	2	0.01%
86	Returning Officer Ipswich Pre-Poll	0	0.00%	0	0.00%	0	0.00%	0	0.00%	1	100.00%	1	0	0.00%	1	0.00%
87	Returning Officer Ipswich West Pre-Poll	0	0.00%	0	0.00%	0	0.00%	0	0.00%	0	0.00%	0	0	0.00%	0	0.00%
88	Returning Officer Jordan Pre-Poll	0	0.00%	0	0.00%	0	0.00%	0	0.00%	0	0.00%	0	1	0.00%	1	0.00%
89	Returning Officer Kawana Pre-Poll	0	0.00%	2	33.33%	0	0.00%	3	50.00%	1	16.67%	6	0	0.00%	6	0.02%
90	Returning Officer Keppel Pre-Poll	0	0.00%	0	0.00%	0	0.00%	0	0.00%	0	0.00%	0	0	0.00%	0	0.00%
91	Returning Officer Kurwongbah Pre-Poll	47	4.10%	308	26.88%	23	2.01%	484	42.23%	284	24.78%	1,146	36	3.05%	1,182	3.97%
92	Returning Officer Lockyer Pre-Poll	0	0.00%	0	0.00%	0	0.00%	0	0.00%	0	0.00%	0	0	0.00%	0	0.00%
93	Returning Officer Logan Pre-Poll	0	0.00%	0	0.00%	0	0.00%	0	0.00%	1	100.00%	1	0	0.00%	1	0.00%
94	Returning Officer Lytton Pre-Poll	0	0.00%	0	0.00%	0	0.00%	1	50.00%	1	50.00%	2	0	0.00%	2	0.01%
95	Returning Officer Macalister Pre-Poll	0	0.00%	0	0.00%	0	0.00%	0	0.00%	0	0.00%	0	0	0.00%	0	0.00%
96	Returning Officer Mackay Pre-Poll	0	0.00%	0	0.00%	0	0.00%	0	0.00%	0	0.00%	0	0	0.00%	0	0.00%
97	Returning Officer Maiwar Pre-Poll	0	0.00%	0	0.00%	0	0.00%	1	100.00%	0	0.00%	1	0	0.00%	1	0.00%
98	Returning Officer Mansfield Pre-Poll	0	0.00%	0	0.00%	1	33.33%	0	0.00%	2	66.67%	3	0	0.00%	3	0.01%
99	Returning Officer Maroochydore Pre-Poll	0	0.00%	0	0.00%	0	0.00%	0	0.00%	0	0.00%	0	0	0.00%	0	0.00%
100	Returning Officer Maryborough Pre-Poll	0	0.00%	1	50.00%	0	0.00%	1	50.00%	0	0.00%	2	0	0.00%	2	0.01%
101	Returning Officer Mcconnel Pre-Poll	0	0.00%	3	75.00%	0	0.00%	1	25.00%	0	0.00%	4	0	0.00%	4	0.01%
102	Returning Officer Mermaid Beach Pre-Poll	0	0.00%	0	0.00%	1	100.00%	0	0.00%	0	0.00%	1	0	0.00%	1	0.00%
103	Returning Officer Miller Pre-Poll	0	0.00%	1	33.33%	0	0.00%	0	0.00%	2	66.67%	3	0	0.00%	3	0.01%
104	Returning Officer Mirani Pre-Poll	0	0.00%	0	0.00%	0	0.00%	0	0.00%	0	0.00%	0	0	0.00%	0	0.00%
105	Returning Officer Moggill Pre-Poll	0	0.00%	1	100.00%	0	0.00%	0	0.00%	0	0.00%	1	0	0.00%	1	0.00%
106	Returning Officer Morayfield Pre-Poll	0	0.00%	0	0.00%	0	0.00%	0	0.00%	0	0.00%	0	0	0.00%	0	0.00%
107	Returning Officer Mount Ommaney Pre-Poll	0	0.00%	0	0.00%	0	0.00%	0	0.00%	0	0.00%	0	0	0.00%	0	0.00%
108	Returning Officer Mudgeeraba Pre-Poll	0	0.00%	0	0.00%	0	0.00%	0	0.00%	0	0.00%	0	0	0.00%	0	0.00%
109	Returning Officer Mulgrave Pre-Poll	0	0.00%	0	0.00%	0	0.00%	0	0.00%	0	0.00%	0	0	0.00%	0	0.00%
110	Returning Officer Mundingburra Pre-Poll	0	0.00%	0	0.00%	0	0.00%	0	0.00%	0	0.00%	0	0	0.00%	0	0.00%
111	Returning Officer Murrumba Pre-Poll	18	3.20%	160	28.47%	29	5.16%	225	40.04%	130	23.13%	562	38	6.33%	600	2.01%
112	Returning Officer Nanango Pre-Poll	0	0.00%	0	0.00%	0	0.00%	3	100.00%	0	0.00%	3	0	0.00%	3	0.01%
113	Returning Officer Nicklin Pre-Poll	0	0.00%	0	0.00%	0	0.00%	1	100.00%	0	0.00%	1	0	0.00%	1	0.00%
114	Returning Officer Ninderry Pre-Poll	0	0.00%	1	100.00%	0	0.00%	0	0.00%	0	0.00%	1	0	0.00%	1	0.00%
115	Returning Officer Noosa Pre-Poll	0	0.00%	0	0.00%	0	0.00%	0	0.00%	0	0.00%	0	0	0.00%	0	0.00%
116	Returning Officer Nudgee Pre-Poll	0	0.00%	7	50.00%	0	0.00%	4	28.57%	3	21.43%	14	0	0.00%	14	0.05%
117	Returning Officer Oodgeroo Pre-Poll	0	0.00%	0	0.00%	0	0.00%	0	0.00%	0	0.00%	0	0	0.00%	0	0.00%
118	Returning Officer Pine Rivers Pre-Poll	1	1.59%	15	23.81%	7	11.11%	30	47.62%	10	15.87%	63	1	1.56%	64	0.21%
119	Returning Officer Pumicestone Pre-Poll	6	13.04%	14	30.43%	1	2.17%	10	21.74%	15	32.61%	46	1	2.13%	47	0.16%
120	Returning Officer Redcliffe Pre-Poll	0	0.00%	0	0.00%	0	0.00%	0	0.00%	0	0.00%	0	0	0.00%	0	0.00%
121	Returning Officer Redlands Pre-Poll	0	0.00%	0	0.00%	0	0.00%	0	0.00%	0	0.00%	0	0	0.00%	0	0.00%
122	Returning Officer Rockhampton Pre-Poll	0	0.00%	0	0.00%	0	0.00%	2	33.33%	4	66.67%	6	0	0.00%	6	0.02%
123	Returning Officer Sandgate Pre-Poll	0	0.00%	10	33.33%	3	10.00%	9	30.00%	8	26.67%	30	0	0.00%	30	0.10%
124	Returning Officer Scenic Rim Pre-Poll	0	0.00%	0	0.00%	0	0.00%	0	0.00%	0	0.00%	0	0	0.00%	0	0.00%
125	Returning Officer South Brisbane Pre-Poll	1	14.29%	3	42.86%	0	0.00%	3	42.86%	0	0.00%	7	0	0.00%	7	0.02%
126	Returning Officer Southern Downs Pre-Poll	1	33.33%	2	66.67%	0	0.00%	0	0.00%	0	0.00%	3	0	0.00%	3	0.01%
127	Returning Officer Southport Pre-Poll	0	0.00%	0	0.00%	0	0.00%	0	0.00%	0	0.00%	0	0	0.00%	0	0.00%
128	Returning Officer Springwood Pre-Poll	0	0.00%	0	0.00%	0	0.00%	0	0.00%	0	0.00%	0	1	0.00%	1	0.00%
129	Returning Officer Stafford Pre-Poll	2	20.00%	3	30.00%	0	0.00%	4	40.00%	1	10.00%	10	0	0.00%	10	0.03%
130	Returning Officer Stretton Pre-Poll	0	0.00%	0	0.00%	0	0.00%	0	0.00%	0	0.00%	0	0	0.00%	0	0.00%
131	Returning Officer Surfers Paradise Pre-Poll	0	0.00%	0	0.00%	0	0.00%	0	0.00%	0	0.00%	0	0	0.00%	0	0.00%
132	Returning Officer Theodore Pre-Poll	0	0.00%	0	0.00%	0	0.00%	0	0.00%	1	100.00%	1	0	0.00%	1	0.00%
133	Returning Officer Thuringowa Pre-Poll	0	0.00%	0	0.00%	0	0.00%	0	0.00%	0	0.00%	0	0	0.00%	0	0.00%
134	Returning Officer Toohey Pre-Poll	0	0.00%	0	0.00%	0	0.00%	1	100.00%	0	0.00%	1	0	0.00%	1	0.00%
135	Returning Officer Toowoomba North Pre-Poll	0	0.00%	0	0.00%	0	0.00%	1	50.00%	1	50.00%	2	0	0.00%	2	0.01%
136	Returning Officer Toowoomba South Pre-Poll	1	16.67%	3	50.00%	0	0.00%	0	0.00%	2	33.33%	6	0	0.00%	6	0.02%
137	Returning Officer Townsville Pre-Poll	0	0.00%	0	0.00%	0	0.00%	0	0.00%	0	0.00%	0	0	0.00%	0	0.00%
138	Returning Officer Traeger Pre-Poll	0	0.00%	0	0.00%	0	0.00%	0	0.00%	0	0.00%	0	0	0.00%	0	0.00%
139	Returning Officer Warrego Pre-Poll	0	0.00%	0	0.00%	0	0.00%	0	0.00%	0	0.00%	0	0	0.00%	0	0.00%
140	Returning Officer Waterford Pre-Poll	0	0.00%	0	0.00%	0	0.00%	0	0.00%	0	0.00%	0	0	0.00%	0	0.00%
141	Returning Officer Whitsunday Pre-Poll	0	0.00%	2	100.00%	0	0.00%	0	0.00%	0	0.00%	2	0	0.00%	2	0.01%
142	Returning Officer Woodridge Pre-Poll	0	0.00%	0	0.00%	0	0.00%	1	100.00%	0	0.00%	1	0	0.00%	1	0.00%
	Polling Booth Totals	**1,179**	**5.02%**	**6,255**	**26.64%**	**1,391**	**5.92%**	**10,204**	**43.46%**	**4,449**	**18.95%**	**23,478**	**995**	**4.07%**	**24,473**	**82.16%**
Postal, Special Postal, Unenrolled Votes		131	4.05%	964	29.84%	167	5.17%	1,358	42.03%	611	18.91%	3,231	194	5.66%	3,425	11.50%
Pre-Poll (In Person) Absent Votes		4	3.03%	26	19.70%	16	12.12%	57	43.18%	29	21.97%	132	4	2.94%	136	0.46%
Polling Day Absent Votes		100	6.79%	333	22.61%	184	12.49%	545	37.00%	311	21.11%	1,473	67	4.35%	1,540	5.17%
Declared Institution Votes		5	6.02%	21	25.30%	5	6.02%	38	45.78%	14	16.87%	83	1	1.19%	84	0.28%
Polling Day Declaration Votes		6	4.96%	32	26.45%	9	7.44%	50	41.32%	24	19.83%	121	9	6.92%	130	0.44%

Uncertain Identity	0	0.00%	0	0.00%	0	0.00%	0	0.00%	0	0.00%	0	0	0.00%	0	0.00%
Declaration and Pre-Poll Votes Totals	**246**	**4.88%**	**1,376**	**27.30%**	**381**	**7.56%**	**2,048**	**40.63%**	**989**	**19.62%**	**5,040**	**275**	**5.17%**	**5,315**	**17.84%**
Total First Preference Votes	**1,425**	**5.00%**	**7,631**	**26.76%**	**1,772**	**6.21%**	**12,252**	**42.96%**	**5,438**	**19.07%**	**28,518**	**1,270**	**4.26%**	**29,788**	**100.00%**

Distribution of Preferences

	GRANT Barry		THOMAS Kara		DEJUN Simone		* WHITING Chris		BOULIS Christopher		Votes remaining in count	Exhausted		Total Formal Votes
Preference Distribution	**Votes**	**%**	**Votes**	**%**	**Votes**	**%**	**Votes**	**%**	**Votes**	**%**		**Votes**	**%**	
First Preference Votes	1,425	5.00%	7,631	26.76%	1,772	6.21%	12,252	42.96%	5,438	19.07%	28,518			28,518
GRANT Excluded (1st)			**436**	**30.60%**	**343**	**24.07%**	**329**	**23.09%**	**317**	**22.25%**	**1,425**	**0**	**0.00%**	**1,425**
Total			8,067	28.29%	2,115	7.42%	12,581	44.12%	5,755	20.18%	28,518	0	0.00%	28,518
DEJUN Excluded (2nd)			**491**	**23.22%**			**1,302**	**61.56%**	**322**	**15.22%**	**2,115**	**0**	**0.00%**	**2,115**
Total			8,558	30.01%			13,883	48.68%	6,077	21.31%	28,518	0	0.00%	28,518
BOULIS Excluded (3rd)			**3,931**	**64.69%**			**2,146**	**35.31%**			**6,077**	**0**	**0.00%**	**6,077**
District Total			**12,489**	**43.79%**			**16,029**	**56.21%**			**28,518**	**0**	**0.00%**	**28,518**

*** Indicates the winner**

04 - Electoral District of Barron River

First Preference Votes Polled for each Candidate at each Polling Booth

Booth No.	Polling Booth	TROUT Michael LNP Votes	%	HODGETTS Andrew Votes	%	BOYD Cameron GRN Votes	%	* CRAWFORD Craig ALP Votes	%	TONKIN Cheryl Votes	%	SCHEBELLA Andrew ONP Votes	%	Total Formal Votes	Informal Votes	%	Total Votes	% of Total Votes
1	Cairns City	73	27.86%	5	1.91%	52	19.85%	77	29.39%	13	4.96%	42	16.03%	262	17	6.09%	279	0.94%
2	Caravonica	455	30.09%	67	4.43%	152	10.05%	540	35.71%	35	2.31%	263	17.39%	1,512	97	6.03%	1,609	5.41%
3	Clifton Beach	612	32.19%	54	2.84%	250	13.15%	602	31.67%	35	1.84%	348	18.31%	1,901	91	4.57%	1,992	6.70%
4	Edge Hill	46	25.27%	10	5.49%	35	19.23%	60	32.97%	3	1.65%	28	15.38%	182	10	5.21%	192	0.65%
5	Freshwater	341	32.32%	23	2.18%	155	14.69%	402	38.10%	27	2.56%	107	10.14%	1,055	52	4.70%	1,107	3.72%
6	Holloways Beach	285	32.31%	21	2.38%	123	13.95%	297	33.67%	21	2.38%	135	15.31%	882	54	5.77%	936	3.15%
7	Kewarra Beach	458	30.03%	51	3.34%	203	13.31%	540	35.41%	33	2.16%	240	15.74%	1,525	73	4.57%	1,598	5.37%
8	Kuranda	267	16.54%	60	3.72%	325	20.14%	486	30.11%	269	16.67%	207	12.83%	1,614	91	5.34%	1,705	5.73%
9	Machans Beach	70	18.82%	6	1.61%	95	25.54%	143	38.44%	13	3.49%	45	12.10%	372	14	3.63%	386	1.30%
10	Redlynch	781	33.58%	64	2.75%	220	9.46%	841	36.16%	39	1.68%	381	16.38%	2,326	86	3.57%	2,412	8.11%
11	Smithfield	601	29.19%	63	3.06%	243	11.80%	748	36.33%	55	2.67%	349	16.95%	2,059	147	6.66%	2,206	7.42%
12	Stratford	234	29.07%	17	2.11%	156	19.38%	267	33.17%	26	3.23%	105	13.04%	805	41	4.85%	846	2.84%
13	Trinity Beach	665	31.74%	59	2.82%	245	11.69%	720	34.37%	55	2.63%	351	16.75%	2,095	106	4.82%	2,201	7.40%
14	Whitfield	26	37.14%	3	4.29%	11	15.71%	19	27.14%	1	1.43%	10	14.29%	70	5	6.67%	75	0.25%
15	Yorkeys Knob	305	26.85%	43	3.79%	177	15.58%	400	35.21%	31	2.73%	180	15.85%	1,136	59	4.94%	1,195	4.02%
16	Brisbane CBD All-Districts Centre	1	14.29%	0	0.00%	3	42.86%	3	42.86%	0	0.00%	0	0.00%	7	0	0.00%	7	0.02%
17	Bundaberg All-Districts Centre	0	0.00%	0	0.00%	0	0.00%	0	0.00%	0	0.00%	0	0.00%	0	0	0.00%	0	0.00%
18	Burleigh All-Districts Centre	0	0.00%	0	0.00%	0	0.00%	0	0.00%	0	0.00%	0	0.00%	0	0	0.00%	0	0.00%
19	Cairns All-Districts Centre	46	34.33%	4	2.99%	15	11.19%	42	31.34%	6	4.48%	21	15.67%	134	11	7.59%	145	0.49%
20	East Brisbane All-Districts Centre	0	0.00%	0	0.00%	0	0.00%	0	0.00%	0	0.00%	0	0.00%	0	0	0.00%	0	0.00%
21	Hervey Bay All-Districts Centre	0	0.00%	0	0.00%	0	0.00%	0	0.00%	0	0.00%	0	0.00%	0	0	0.00%	0	0.00%
22	Mackay All-Districts Centre	0	0.00%	0	0.00%	0	0.00%	0	0.00%	0	0.00%	0	0.00%	0	0	0.00%	0	0.00%
23	Maroochydore All-Districts Centre	0	0.00%	0	0.00%	0	0.00%	0	0.00%	0	0.00%	1	100.00%	1	0	0.00%	1	0.00%
24	Morayfield All-Districts Centre	0	0.00%	0	0.00%	0	0.00%	0	0.00%	0	0.00%	0	0.00%	0	0	0.00%	0	0.00%
25	Noosa All-Districts Centre	0	0.00%	1	33.33%	0	0.00%	2	66.67%	0	0.00%	0	0.00%	3	0	0.00%	3	0.01%
26	Oodgeroo All-Districts Centre	0	0.00%	0	0.00%	0	0.00%	1	100.00%	0	0.00%	0	0.00%	1	0	0.00%	1	0.00%
27	Redcliffe All-Districts Centre	0	0.00%	0	0.00%	0	0.00%	1	100.00%	0	0.00%	0	0.00%	1	0	0.00%	1	0.00%
28	Southport All-Districts Centre	1	100.00%	0	0.00%	0	0.00%	0	0.00%	0	0.00%	0	0.00%	1	0	0.00%	1	0.00%
29	Telephone Voting	0	0.00%	0	0.00%	0	0.00%	0	0.00%	0	0.00%	0	0.00%	0	0	0.00%	0	0.00%
30	Townsville All-Districts Centre	2	40.00%	1	20.00%	0	0.00%	2	40.00%	0	0.00%	0	0.00%	5	0	0.00%	5	0.02%
31	Vulture Street All-Districts Centre	0	0.00%	0	0.00%	0	0.00%	0	0.00%	0	0.00%	0	0.00%	0	0	0.00%	0	0.00%
32	Woolloongabba All-Districts Centre	0	0.00%	0	0.00%	0	0.00%	0	0.00%	0	0.00%	0	0.00%	0	0	0.00%	0	0.00%
33	Brisbane CBD All-Districts Centre Pre-Poll	10	28.57%	3	8.57%	7	20.00%	10	28.57%	1	2.86%	4	11.43%	35	1	2.78%	36	0.12%
34	Bundaberg All-Districts Centre Pre-Poll	0	0.00%	0	0.00%	0	0.00%	1	50.00%	0	0.00%	1	50.00%	2	0	0.00%	2	0.01%
35	Burleigh All-Districts Centre Pre-Poll	2	33.33%	1	16.67%	1	16.67%	2	33.33%	0	0.00%	0	0.00%	6	0	0.00%	6	0.02%
36	Cairns All-Districts Centre Pre-Poll	1,529	33.26%	114	2.48%	482	10.49%	1,488	32.37%	135	2.94%	849	18.47%	4,597	185	3.87%	4,782	16.08%
37	Electoral Visit	22	40.74%	3	5.56%	1	1.85%	20	37.04%	3	5.56%	5	9.26%	54	0	0.00%	54	0.18%
38	Hervey Bay All-Districts Centre Pre-poll	0	0.00%	0	0.00%	0	0.00%	1	50.00%	1	50.00%	0	0.00%	2	0	0.00%	2	0.01%
39	Mackay All-Districts Centre Pre-Poll	3	50.00%	1	16.67%	0	0.00%	2	33.33%	0	0.00%	0	0.00%	6	0	0.00%	6	0.02%
40	Maroochydore All-Districts Centre Pre-Poll	1	33.33%	0	0.00%	1	33.33%	1	33.33%	0	0.00%	0	0.00%	3	0	0.00%	3	0.01%
41	Morayfield All-Districts Centre Pre-poll	0	0.00%	0	0.00%	0	0.00%	0	0.00%	0	0.00%	0	0.00%	0	0	0.00%	0	0.00%
42	Noosa All-Districts Centre Pre-Poll	1	16.67%	0	0.00%	3	50.00%	2	33.33%	0	0.00%	0	0.00%	6	0	0.00%	6	0.02%
43	Oodgeroo All-Districts Centre Pre-Poll	0	0.00%	0	0.00%	0	0.00%	0	0.00%	0	0.00%	1	100.00%	1	0	0.00%	1	0.00%
44	Redcliffe All-Districts Centre Pre-Poll	2	50.00%	0	0.00%	0	0.00%	2	50.00%	0	0.00%	0	0.00%	4	0	0.00%	4	0.01%
45	Southport All-Districts Centre Pre-Poll	2	40.00%	0	0.00%	0	0.00%	1	20.00%	0	0.00%	2	40.00%	5	2	28.57%	7	0.02%
46	Telephone Voting - Pre-poll	2	18.18%	0	0.00%	2	18.18%	7	63.64%	0	0.00%	0	0.00%	11	0	0.00%	11	0.04%
47	Townsville All-Districts Centre Pre-Poll	7	29.17%	2	8.33%	5	20.83%	5	20.83%	2	8.33%	3	12.50%	24	1	4.00%	25	0.08%
48	eAssist - Coorparoo Pre-Poll	0	0.00%	0	0.00%	0	0.00%	0	0.00%	0	0.00%	0	0.00%	0	0	0.00%	0	0.00%
49	Returning Officer Barron River Pre-Poll	779	33.61%	43	1.86%	196	8.46%	699	30.16%	122	5.26%	479	20.66%	2,318	67	2.81%	2,385	8.02%
50	Returning Officer Algester Pre-Poll	0	0.00%	0	0.00%	0	0.00%	0	0.00%	0	0.00%	0	0.00%	0	0	0.00%	0	0.00%
51	Returning Officer Aspley Pre-Poll	1	100.00%	0	0.00%	0	0.00%	0	0.00%	0	0.00%	0	0.00%	1	0	0.00%	1	0.00%
52	Returning Officer Bancroft Pre-Poll	0	0.00%	0	0.00%	0	0.00%	0	0.00%	0	0.00%	0	0.00%	0	0	0.00%	0	0.00%
53	Returning Officer Bonney Pre-Poll	1	100.00%	0	0.00%	0	0.00%	0	0.00%	0	0.00%	0	0.00%	1	0	0.00%	1	0.00%
54	Returning Officer Broadwater Pre-Poll	1	50.00%	0	0.00%	0	0.00%	0	0.00%	0	0.00%	1	50.00%	2	1	33.33%	3	0.01%
55	Returning Officer Buderim Pre-Poll	1	25.00%	0	0.00%	0	0.00%	2	50.00%	0	0.00%	1	25.00%	4	0	0.00%	4	0.01%
56	Returning Officer Bulimba Pre-Poll	0	0.00%	0	0.00%	0	0.00%	0	0.00%	0	0.00%	1	100.00%	1	0	0.00%	1	0.00%
57	Returning Officer Bundaberg Pre-Poll	0	0.00%	0	0.00%	0	0.00%	0	0.00%	0	0.00%	0	0.00%	0	0	0.00%	0	0.00%
58	Returning Officer Bundamba Pre-Poll	0	0.00%	0	0.00%	0	0.00%	0	0.00%	0	0.00%	0	0.00%	0	0	0.00%	0	0.00%
59	Returning Officer Burdekin Pre-Poll	0	0.00%	0	0.00%	0	0.00%	0	0.00%	0	0.00%	0	0.00%	0	0	0.00%	0	0.00%
60	Returning Officer Burleigh Pre-Poll	0	0.00%	0	0.00%	0	0.00%	0	0.00%	0	0.00%	0	0.00%	0	0	0.00%	0	0.00%
61	Returning Officer Burnett Pre-Poll	0	0.00%	0	0.00%	0	0.00%	0	0.00%	0	0.00%	0	0.00%	0	0	0.00%	0	0.00%
62	Returning Officer Cairns Pre-Poll	0	0.00%	0	0.00%	0	0.00%	0	0.00%	0	0.00%	0	0.00%	0	0	0.00%	0	0.00%
63	Returning Officer Callide Pre-Poll	0	0.00%	0	0.00%	0	0.00%	0	0.00%	0	0.00%	0	0.00%	0	0	0.00%	0	0.00%
64	Returning Officer Caloundra Pre-Poll	3	42.86%	0	0.00%	0	0.00%	0	0.00%	1	14.29%	3	42.86%	7	0	0.00%	7	0.02%
65	Returning Officer Capalaba Pre-Poll	0	0.00%	0	0.00%	0	0.00%	0	0.00%	0	0.00%	0	0.00%	0	0	0.00%	0	0.00%
66	Returning Officer Chatsworth Pre-Poll	0	0.00%	0	0.00%	0	0.00%	0	0.00%	0	0.00%	0	0.00%	0	0	0.00%	0	0.00%
67	Returning Officer Clayfield Pre-Poll	0	0.00%	0	0.00%	0	0.00%	0	0.00%	0	0.00%	0	0.00%	0	0	0.00%	0	0.00%
68	Returning Officer Condamine Pre-Poll	0	0.00%	0	0.00%	0	0.00%	0	0.00%	0	0.00%	0	0.00%	0	0	0.00%	0	0.00%
69	Returning Officer Cook Pre-Poll	36	28.35%	5	3.94%	14	11.02%	37	29.13%	6	4.72%	29	22.83%	127	5	3.79%	132	0.44%
70	Returning Officer Coomera Pre-Poll	0	0.00%	0	0.00%	0	0.00%	0	0.00%	0	0.00%	0	0.00%	0	0	0.00%	0	0.00%
71	Returning Officer Cooper Pre-Poll	0	0.00%	0	0.00%	0	0.00%	1	100.00%	0	0.00%	0	0.00%	1	0	0.00%	1	0.00%
72	Returning Officer Currumbin Pre-Poll	0	0.00%	0	0.00%	0	0.00%	0	0.00%	0	0.00%	1	100.00%	1	0	0.00%	1	0.00%
73	Returning Officer Everton Pre-Poll	0	0.00%	0	0.00%	0	0.00%	0	0.00%	0	0.00%	0	0.00%	0	0	0.00%	0	0.00%
74	Returning Officer Ferny Grove Pre-Poll	0	0.00%	0	0.00%	0	0.00%	0	0.00%	0	0.00%	0	0.00%	0	0	0.00%	0	0.00%
75	Returning Officer Gaven Pre-Poll	2	66.67%	0	0.00%	0	0.00%	1	33.33%	0	0.00%	0	0.00%	3	0	0.00%	3	0.01%
76	Returning Officer Gladstone Pre-Poll	1	33.33%	0	0.00%	1	33.33%	0	0.00%	0	0.00%	1	33.33%	3	0	0.00%	3	0.01%
77	Returning Officer Glass House Pre-Poll	0	0.00%	0	0.00%	0	0.00%	0	0.00%	0	0.00%	0	0.00%	0	0	0.00%	0	0.00%

78	Returning Officer Greenslopes Pre-Poll	0	0.00%	0	0.00%	0	0.00%	0	0.00%	0	0.00%	0	0.00%	0	0	0.00%	0	0.00%
79	Returning Officer Gregory Pre-Poll	2	40.00%	0	0.00%	1	20.00%	0	0.00%	0	0.00%	2	40.00%	5	0	0.00%	5	0.02%
80	Returning Officer Gympie Pre-Poll	0	0.00%	0	0.00%	0	0.00%	1	100.00%	0	0.00%	0	0.00%	1	0	0.00%	1	0.00%
81	Returning Officer Hervey Bay Pre-Poll	0	0.00%	0	0.00%	0	0.00%	0	0.00%	0	0.00%	0	0.00%	0	0	0.00%	0	0.00%
82	Returning Officer Hill Pre-Poll	1	10.00%	0	0.00%	2	20.00%	1	10.00%	0	0.00%	6	60.00%	10	0	0.00%	10	0.03%
83	Returning Officer Hinchinbrook Pre-Poll	1	25.00%	0	0.00%	0	0.00%	3	75.00%	0	0.00%	0	0.00%	4	0	0.00%	4	0.01%
84	Returning Officer Inala Pre-Poll	0	0.00%	0	0.00%	0	0.00%	0	0.00%	0	0.00%	0	0.00%	0	0	0.00%	0	0.00%
85	Returning Officer Ipswich Pre-Poll	1	33.33%	0	0.00%	0	0.00%	2	66.67%	0	0.00%	0	0.00%	3	0	0.00%	3	0.01%
86	Returning Officer Ipswich West Pre-Poll	0	0.00%	0	0.00%	0	0.00%	0	0.00%	0	0.00%	0	0.00%	0	0	0.00%	0	0.00%
87	Returning Officer Jordan Pre-Poll	0	0.00%	0	0.00%	0	0.00%	2	100.00%	0	0.00%	0	0.00%	2	0	0.00%	2	0.01%
88	Returning Officer Kawana Pre-Poll	2	66.67%	0	0.00%	0	0.00%	0	0.00%	0	0.00%	1	33.33%	3	0	0.00%	3	0.01%
89	Returning Officer Keppel Pre-Poll	2	66.67%	0	0.00%	0	0.00%	1	33.33%	0	0.00%	0	0.00%	3	1	25.00%	4	0.01%
90	Returning Officer Kurwongbah Pre-Poll	0	0.00%	0	0.00%	0	0.00%	0	0.00%	0	0.00%	0	0.00%	0	0	0.00%	0	0.00%
91	Returning Officer Lockyer Pre-Poll	0	0.00%	0	0.00%	0	0.00%	0	0.00%	0	0.00%	0	0.00%	0	0	0.00%	0	0.00%
92	Returning Officer Logan Pre-Poll	1	100.00%	0	0.00%	0	0.00%	0	0.00%	0	0.00%	0	0.00%	1	0	0.00%	1	0.00%
93	Returning Officer Lytton Pre-Poll	4	66.67%	0	0.00%	0	0.00%	0	0.00%	0	0.00%	2	33.33%	6	0	0.00%	6	0.02%
94	Returning Officer Macalister Pre-Poll	0	0.00%	0	0.00%	0	0.00%	0	0.00%	0	0.00%	0	0.00%	0	0	0.00%	0	0.00%
95	Returning Officer Mackay Pre-Poll	3	50.00%	1	16.67%	0	0.00%	2	33.33%	0	0.00%	0	0.00%	6	0	0.00%	6	0.02%
96	Returning Officer Maiwar Pre-Poll	4	80.00%	0	0.00%	0	0.00%	1	20.00%	0	0.00%	0	0.00%	5	0	0.00%	5	0.02%
97	Returning Officer Mansfield Pre-Poll	0	0.00%	0	0.00%	0	0.00%	2	100.00%	0	0.00%	0	0.00%	2	0	0.00%	2	0.01%
98	Returning Officer Maroochydore Pre-Poll	0	0.00%	0	0.00%	0	0.00%	0	0.00%	0	0.00%	0	0.00%	0	0	0.00%	0	0.00%
99	Returning Officer Maryborough Pre-Poll	1	33.33%	0	0.00%	0	0.00%	2	66.67%	0	0.00%	0	0.00%	3	0	0.00%	3	0.01%
100	Returning Officer Mcconnel Pre-Poll	0	0.00%	0	0.00%	0	0.00%	0	0.00%	0	0.00%	0	0.00%	0	0	0.00%	0	0.00%
101	Returning Officer Mermaid Beach Pre-Poll	0	0.00%	0	0.00%	0	0.00%	0	0.00%	0	0.00%	0	0.00%	0	0	0.00%	0	0.00%
102	Returning Officer Miller Pre-Poll	0	0.00%	0	0.00%	0	0.00%	0	0.00%	0	0.00%	0	0.00%	0	0	0.00%	0	0.00%
103	Returning Officer Mirani Pre-Poll	0	0.00%	0	0.00%	0	0.00%	0	0.00%	0	0.00%	0	0.00%	0	0	0.00%	0	0.00%
104	Returning Officer Moggill Pre-Poll	0	0.00%	0	0.00%	0	0.00%	0	0.00%	0	0.00%	0	0.00%	0	0	0.00%	0	0.00%
105	Returning Officer Morayfield Pre-Poll	0	0.00%	0	0.00%	0	0.00%	0	0.00%	0	0.00%	0	0.00%	0	0	0.00%	0	0.00%
106	Returning Officer Mount Ommaney Pre-Poll	0	0.00%	0	0.00%	2	100.00%	0	0.00%	0	0.00%	0	0.00%	2	0	0.00%	2	0.01%
107	Returning Officer Mudgeeraba Pre-Poll	0	0.00%	0	0.00%	1	100.00%	0	0.00%	0	0.00%	0	0.00%	1	0	0.00%	1	0.00%
108	Returning Officer Mulgrave Pre-Poll	8	33.33%	1	4.17%	6	25.00%	5	20.83%	0	0.00%	4	16.67%	24	7	22.58%	31	0.10%
109	Returning Officer Mundingburra Pre-Poll	0	0.00%	0	0.00%	0	0.00%	0	0.00%	0	0.00%	0	0.00%	0	0	0.00%	0	0.00%
110	Returning Officer Murrumba Pre-Poll	0	0.00%	0	0.00%	0	0.00%	1	100.00%	0	0.00%	0	0.00%	1	0	0.00%	1	0.00%
111	Returning Officer Nanango Pre-Poll	0	0.00%	0	0.00%	0	0.00%	0	0.00%	0	0.00%	0	0.00%	0	0	0.00%	0	0.00%
112	Returning Officer Nicklin Pre-Poll	1	20.00%	0	0.00%	0	0.00%	2	40.00%	0	0.00%	2	40.00%	5	0	0.00%	5	0.02%
113	Returning Officer Ninderry Pre-Poll	0	0.00%	0	0.00%	0	0.00%	0	0.00%	0	0.00%	1	100.00%	1	0	0.00%	1	0.00%
114	Returning Officer Noosa Pre-Poll	0	0.00%	0	0.00%	0	0.00%	0	0.00%	0	0.00%	0	0.00%	0	0	0.00%	0	0.00%
115	Returning Officer Nudgee Pre-Poll	0	0.00%	0	0.00%	0	0.00%	0	0.00%	0	0.00%	0	0.00%	0	0	0.00%	0	0.00%
116	Returning Officer Oodgeroo Pre-Poll	0	0.00%	0	0.00%	0	0.00%	0	0.00%	0	0.00%	0	0.00%	0	0	0.00%	0	0.00%
117	Returning Officer Pine Rivers Pre-Poll	0	0.00%	0	0.00%	0	0.00%	0	0.00%	0	0.00%	0	0.00%	0	0	0.00%	0	0.00%
118	Returning Officer Pumicestone Pre-Poll	0	0.00%	0	0.00%	0	0.00%	0	0.00%	0	0.00%	0	0.00%	0	0	0.00%	0	0.00%
119	Returning Officer Redcliffe Pre-Poll	0	0.00%	0	0.00%	0	0.00%	0	0.00%	0	0.00%	0	0.00%	0	0	0.00%	0	0.00%
120	Returning Officer Redlands Pre-Poll	0	0.00%	0	0.00%	0	0.00%	0	0.00%	0	0.00%	0	0.00%	0	0	0.00%	0	0.00%
121	Returning Officer Rockhampton Pre-Poll	0	0.00%	0	0.00%	1	33.33%	2	66.67%	0	0.00%	0	0.00%	3	0	0.00%	3	0.01%
122	Returning Officer Sandgate Pre-Poll	0	0.00%	0	0.00%	0	0.00%	0	0.00%	0	0.00%	0	0.00%	0	0	0.00%	0	0.00%
123	Returning Officer Scenic Rim Pre-Poll	0	0.00%	0	0.00%	0	0.00%	0	0.00%	0	0.00%	0	0.00%	0	0	0.00%	0	0.00%
124	Returning Officer South Brisbane Pre-Poll	1	50.00%	0	0.00%	1	50.00%	0	0.00%	0	0.00%	0	0.00%	2	2	50.00%	4	0.01%
125	Returning Officer Southern Downs Pre-Poll	0	0.00%	0	0.00%	0	0.00%	0	0.00%	0	0.00%	0	0.00%	0	0	0.00%	0	0.00%
126	Returning Officer Southport Pre-Poll	0	0.00%	0	0.00%	0	0.00%	0	0.00%	0	0.00%	0	0.00%	0	0	0.00%	0	0.00%
127	Returning Officer Springwood Pre-Poll	0	0.00%	0	0.00%	2	66.67%	1	33.33%	0	0.00%	0	0.00%	3	0	0.00%	3	0.01%
128	Returning Officer Stafford Pre-Poll	2	66.67%	0	0.00%	1	33.33%	0	0.00%	0	0.00%	0	0.00%	3	0	0.00%	3	0.01%
129	Returning Officer Stretton Pre-Poll	1	100.00%	0	0.00%	0	0.00%	0	0.00%	0	0.00%	0	0.00%	1	0	0.00%	1	0.00%
130	Returning Officer Surfers Paradise Pre-Poll	3	100.00%	0	0.00%	0	0.00%	0	0.00%	0	0.00%	0	0.00%	3	0	0.00%	3	0.01%
131	Returning Officer Theodore Pre-Poll	0	0.00%	0	0.00%	0	0.00%	0	0.00%	0	0.00%	0	0.00%	0	1	0.00%	1	0.00%
132	Returning Officer Thuringowa Pre-Poll	0	0.00%	0	0.00%	0	0.00%	0	0.00%	0	0.00%	0	0.00%	0	0	0.00%	0	0.00%
133	Returning Officer Toohey Pre-Poll	3	100.00%	0	0.00%	0	0.00%	0	0.00%	0	0.00%	0	0.00%	3	0	0.00%	3	0.01%
134	Returning Officer Toowoomba North Pre-Poll	2	50.00%	1	25.00%	0	0.00%	0	0.00%	1	25.00%	0	0.00%	4	0	0.00%	4	0.01%
135	Returning Officer Toowoomba South Pre-Poll	0	0.00%	0	0.00%	0	0.00%	0	0.00%	0	0.00%	2	100.00%	2	0	0.00%	2	0.01%
136	Returning Officer Townsville Pre-Poll	0	0.00%	0	0.00%	0	0.00%	0	0.00%	0	0.00%	0	0.00%	0	0	0.00%	0	0.00%
137	Returning Officer Traeger Pre-Poll	2	33.33%	0	0.00%	0	0.00%	1	16.67%	0	0.00%	3	50.00%	6	0	0.00%	6	0.02%
138	Returning Officer Warrego Pre-Poll	0	0.00%	0	0.00%	0	0.00%	0	0.00%	0	0.00%	0	0.00%	0	0	0.00%	0	0.00%
139	Returning Officer Waterford Pre-Poll	0	0.00%	0	0.00%	0	0.00%	0	0.00%	0	0.00%	0	0.00%	0	0	0.00%	0	0.00%
140	Returning Officer Whitsunday Pre-Poll	1	100.00%	0	0.00%	0	0.00%	0	0.00%	0	0.00%	0	0.00%	1	0	0.00%	1	0.00%
141	Returning Officer Woodridge Pre-Poll	0	0.00%	0	0.00%	0	0.00%	0	0.00%	0	0.00%	0	0.00%	0	1	0.00%	1	0.00%
	Polling Booth Totals	**7,721**	**30.53%**	**727**	**2.87%**	**3,190**	**12.61%**	**8,504**	**33.62%**	**934**	**3.69%**	**4,217**	**16.67%**	**25,293**	**1,228**	**4.63%**	**26,521**	**89.18%**
Postal, Special Postal, Unenrolled Votes		723	32.36%	72	3.22%	237	10.61%	724	32.41%	82	3.67%	396	17.73%	2,234	103	4.41%	2,337	7.86%
Pre-Poll (In Person) Absent Votes		53	26.90%	9	4.57%	27	13.71%	69	35.03%	5	2.54%	34	17.26%	197	10	4.83%	207	0.70%
Polling Day Absent Votes		147	28.38%	16	3.09%	78	15.06%	173	33.40%	16	3.09%	88	16.99%	518	34	6.16%	552	1.86%
Declared Institution Votes		14	46.67%	1	3.33%	4	13.33%	6	20.00%	0	0.00%	5	16.67%	30	1	3.23%	31	0.10%
Polling Day Declaration Votes		28	32.18%	1	1.15%	15	17.24%	21	24.14%	2	2.30%	20	22.99%	87	4	4.40%	91	0.31%
Uncertain Identity		0	0.00%	0	0.00%	0	0.00%	0	0.00%	0	0.00%	0	0.00%	0	0	0.00%	0	0.00%
Declaration and Pre-Poll Votes Totals		**965**	**31.47%**	**99**	**3.23%**	**361**	**11.77%**	**993**	**32.39%**	**105**	**3.42%**	**543**	**17.71%**	**3,066**	**152**	**4.72%**	**3,218**	**10.82%**
Total First Preference Votes		**8,686**	**30.63%**	**826**	**2.91%**	**3,551**	**12.52%**	**9,497**	**33.49%**	**1,039**	**3.66%**	**4,760**	**16.78%**	**28,359**	**1,380**	**4.64%**	**29,739**	**100.00%**

Distribution of Preferences

Preference Distribution	TROUT Michael Votes	%	HODGETTS Andrew Votes	%	BOYD Cameron Votes	%	* CRAWFORD Craig Votes	%	TONKIN Cheryl Votes	%	SCHEBELLA Andrew Votes	%	Votes remaining in count	Exhausted Votes	%	Total Formal Votes
First Preference Votes	8,686	30.63%	826	2.91%	3,551	12.52%	9,497	33.49%	1,039	3.66%	4,760	16.78%	28,359			28,359

Statistical Reports

HODGETTS Excluded (1st)	**121**	**14.65%**	**169**	**20.46%**	**105**	**12.71%**	**345**	**41.77%**	**86**	**10.41%**	**826**	**0**	**0.00%**	**826**
Total	8,807	31.06%	3,720	13.12%	9,602	33.86%	1,384	4.88%	4,846	17.09%	28,359	0	0.00%	28,359
TONKIN Excluded (2nd)	**233**	**16.84%**	**603**	**43.57%**	**228**	**16.47%**			**320**	**23.12%**	**1,384**	**0**	**0.00%**	**1,384**
Total	9,040	31.88%	4,323	15.24%	9,830	34.66%			5,166	18.22%	28,359	0	0.00%	28,359
BOYD Excluded (3rd)	**693**	**16.03%**			**3,212**	**74.30%**			**418**	**9.67%**	**4,323**	**0**	**0.00%**	**4,323**
Total	9,733	34.32%			13,042	45.99%			5,584	19.69%	28,359	0	0.00%	28,359
SCHEBELLA Excluded (4th)	**3,919**	**70.18%**			**1,665**	**29.82%**					**5,584**	**0**	**0.00%**	**5,584**
District Total	**13,652**	**48.14%**			**14,707**	**51.86%**					**28,359**	**0**	**0.00%**	**28,359**

*** Indicates the winner**

05 - Electoral District of Bonney

First Preference Votes Polled for each Candidate at each Polling Booth

Booth No.	Polling Booth	* O'CONNOR Sam LNP Votes	%	NIGHTINGALE Ron Votes	%	HOLZBERGER Rowan ALP Votes	%	JAVANMARD Amin GRN Votes	%	BUEGGE Robert Votes	%	Total Formal Votes	Informal Votes	%	Total Votes	% of Total Votes
1	Arundel	1,750	43.76%	115	2.88%	1,526	38.16%	351	8.78%	257	6.43%	3,999	227	5.37%	4,226	15.29%
2	Arundel East	358	39.08%	37	4.04%	387	42.25%	79	8.62%	55	6.00%	916	58	5.95%	974	3.52%
3	Ashmore	59	33.52%	6	3.41%	65	36.93%	32	18.18%	14	7.95%	176	16	8.33%	192	0.69%
4	Biggera Waters	376	41.05%	44	4.80%	346	37.77%	94	10.26%	56	6.11%	916	69	7.01%	985	3.56%
5	Coombabah High	345	39.34%	47	5.36%	346	39.45%	84	9.58%	55	6.27%	877	41	4.47%	918	3.32%
6	Harley Park	702	42.34%	59	3.56%	624	37.64%	171	10.31%	102	6.15%	1,658	118	6.64%	1,776	6.43%
7	Labrador	1,274	40.61%	112	3.57%	1,143	36.44%	389	12.40%	219	6.98%	3,137	216	6.44%	3,353	12.13%
8	Paradise Point	59	57.28%	3	2.91%	27	26.21%	8	7.77%	6	5.83%	103	12	10.43%	115	0.42%
9	Runaway Bay	91	47.40%	10	5.21%	67	34.90%	16	8.33%	8	4.17%	192	14	6.80%	206	0.75%
10	Southport North	456	32.90%	66	4.76%	541	39.03%	214	15.44%	109	7.86%	1,386	100	6.73%	1,486	5.38%
11	Southport West	38	38.38%	1	1.01%	42	42.42%	14	14.14%	4	4.04%	99	10	9.17%	109	0.39%
12	Brisbane CBD All-Districts Centre	6	40.00%	1	6.67%	3	20.00%	3	20.00%	2	13.33%	15	0	0.00%	15	0.05%
13	Bundaberg All-Districts Centre	0	0.00%	0	0.00%	0	0.00%	0	0.00%	0	0.00%	0	0	0.00%	0	0.00%
14	Burleigh All-Districts Centre	5	29.41%	0	0.00%	4	23.53%	5	29.41%	3	17.65%	17	1	5.56%	18	0.07%
15	Cairns All-Districts Centre	0	0.00%	0	0.00%	0	0.00%	0	0.00%	0	0.00%	0	0	0.00%	0	0.00%
16	East Brisbane All-Districts Centre	2	40.00%	0	0.00%	3	60.00%	0	0.00%	0	0.00%	5	0	0.00%	5	0.02%
17	Hervey Bay All-Districts Centre	0	0.00%	0	0.00%	0	0.00%	0	0.00%	0	0.00%	0	0	0.00%	0	0.00%
18	Mackay All-Districts Centre	0	0.00%	0	0.00%	2	100.00%	0	0.00%	0	0.00%	2	0	0.00%	2	0.01%
19	Maroochydore All-Districts Centre	0	0.00%	0	0.00%	2	100.00%	0	0.00%	0	0.00%	2	0	0.00%	2	0.01%
20	Morayfield All-Districts Centre	0	0.00%	0	0.00%	0	0.00%	0	0.00%	0	0.00%	0	0	0.00%	0	0.00%
21	Noosa All-Districts Centre	0	0.00%	0	0.00%	0	0.00%	0	0.00%	0	0.00%	0	1	0.00%	1	0.00%
22	Oodgeroo All-Districts Centre	0	0.00%	0	0.00%	1	100.00%	0	0.00%	0	0.00%	1	0	0.00%	1	0.00%
23	Redcliffe All-Districts Centre	0	0.00%	0	0.00%	0	0.00%	0	0.00%	0	0.00%	0	0	0.00%	0	0.00%
24	Southport All-Districts Centre	27	47.37%	1	1.75%	20	35.09%	8	14.04%	1	1.75%	57	5	8.06%	62	0.22%
25	Telephone Voting	0	0.00%	0	0.00%	0	0.00%	1	100.00%	0	0.00%	1	0	0.00%	1	0.00%
26	Townsville All-Districts Centre	0	0.00%	0	0.00%	0	0.00%	0	0.00%	0	0.00%	0	0	0.00%	0	0.00%
27	Vulture Street All-Districts Centre	0	0.00%	0	0.00%	0	0.00%	0	0.00%	2	100.00%	2	0	0.00%	2	0.01%
28	Woolloongabba All-Districts Centre	1	20.00%	0	0.00%	2	40.00%	2	40.00%	0	0.00%	5	0	0.00%	5	0.02%
29	Brisbane CBD All-Districts Centre Pre-Poll	21	43.75%	0	0.00%	19	39.58%	7	14.58%	1	2.08%	48	2	4.00%	50	0.18%
30	Bundaberg All-Districts Centre Pre-Poll	1	25.00%	0	0.00%	3	75.00%	0	0.00%	0	0.00%	4	0	0.00%	4	0.01%
31	Burleigh All-Districts Centre Pre-Poll	39	37.86%	7	6.80%	31	30.10%	22	21.36%	4	3.88%	103	4	3.74%	107	0.39%
32	Cairns All-Districts Centre Pre-Poll	4	57.14%	0	0.00%	3	42.86%	0	0.00%	0	0.00%	7	1	12.50%	8	0.03%
33	Electoral Visit	114	50.22%	7	3.08%	92	40.53%	3	1.32%	11	4.85%	227	6	2.58%	233	0.84%
34	Hervey Bay All-Districts Centre Pre-poll	0	0.00%	0	0.00%	4	100.00%	0	0.00%	0	0.00%	4	0	0.00%	4	0.01%
35	Mackay All-Districts Centre Pre-Poll	0	0.00%	0	0.00%	1	33.33%	1	33.33%	1	33.33%	3	1	25.00%	4	0.01%
36	Maroochydore All-Districts Centre Pre-Poll	0	0.00%	0	0.00%	0	0.00%	0	0.00%	0	0.00%	0	0	0.00%	0	0.00%
37	Morayfield All-Districts Centre Pre-poll	0	0.00%	1	33.33%	2	66.67%	0	0.00%	0	0.00%	3	0	0.00%	3	0.01%
38	Noosa All-Districts Centre Pre-Poll	0	0.00%	0	0.00%	0	0.00%	0	0.00%	0	0.00%	0	0	0.00%	0	0.00%
39	Oodgeroo All-Districts Centre Pre-Poll	2	40.00%	0	0.00%	3	60.00%	0	0.00%	0	0.00%	5	0	0.00%	5	0.02%
40	Redcliffe All-Districts Centre Pre-Poll	0	0.00%	0	0.00%	0	0.00%	0	0.00%	0	0.00%	0	0	0.00%	0	0.00%
41	Southport All-Districts Centre Pre-Poll	1,317	45.65%	115	3.99%	964	33.41%	255	8.84%	234	8.11%	2,885	125	4.15%	3,010	10.89%
42	Telephone Voting - Pre-poll	1	10.00%	3	30.00%	6	60.00%	0	0.00%	0	0.00%	10	0	0.00%	10	0.04%
43	Townsville All-Districts Centre Pre-Poll	0	0.00%	0	0.00%	0	0.00%	1	100.00%	0	0.00%	1	0	0.00%	1	0.00%
44	eAssist - Coorparoo Pre-Poll	1	33.33%	0	0.00%	0	0.00%	2	66.67%	0	0.00%	3	0	0.00%	3	0.01%
45	Returning Officer Bonney Pre-Poll	1,328	50.04%	74	2.79%	903	34.02%	142	5.35%	207	7.80%	2,654	142	5.08%	2,796	10.12%
46	Returning Officer Algester Pre-Poll	0	0.00%	0	0.00%	0	0.00%	0	0.00%	0	0.00%	0	0	0.00%	0	0.00%
47	Returning Officer Aspley Pre-Poll	0	0.00%	0	0.00%	2	100.00%	0	0.00%	0	0.00%	2	0	0.00%	2	0.01%
48	Returning Officer Bancroft Pre-Poll	0	0.00%	0	0.00%	0	0.00%	0	0.00%	0	0.00%	0	0	0.00%	0	0.00%
49	Returning Officer Barron River Pre-Poll	0	0.00%	0	0.00%	0	0.00%	0	0.00%	0	0.00%	0	0	0.00%	0	0.00%
50	Returning Officer Broadwater Pre-Poll	788	53.94%	101	6.91%	406	27.79%	101	6.91%	65	4.45%	1,461	89	5.74%	1,550	5.61%
51	Returning Officer Buderim Pre-Poll	0	0.00%	0	0.00%	0	0.00%	0	0.00%	0	0.00%	0	0	0.00%	0	0.00%
52	Returning Officer Bulimba Pre-Poll	0	0.00%	0	0.00%	0	0.00%	0	0.00%	0	0.00%	0	0	0.00%	0	0.00%
53	Returning Officer Bundaberg Pre-Poll	0	0.00%	0	0.00%	0	0.00%	0	0.00%	0	0.00%	0	0	0.00%	0	0.00%
54	Returning Officer Bundamba Pre-Poll	1	33.33%	0	0.00%	2	66.67%	0	0.00%	0	0.00%	3	0	0.00%	3	0.01%
55	Returning Officer Burdekin Pre-Poll	0	0.00%	0	0.00%	0	0.00%	0	0.00%	0	0.00%	0	0	0.00%	0	0.00%
56	Returning Officer Burleigh Pre-Poll	0	0.00%	0	0.00%	0	0.00%	0	0.00%	0	0.00%	0	0	0.00%	0	0.00%
57	Returning Officer Burnett Pre-Poll	0	0.00%	0	0.00%	0	0.00%	0	0.00%	0	0.00%	0	0	0.00%	0	0.00%
58	Returning Officer Cairns Pre-Poll	0	0.00%	0	0.00%	0	0.00%	0	0.00%	0	0.00%	0	0	0.00%	0	0.00%
59	Returning Officer Callide Pre-Poll	0	0.00%	0	0.00%	0	0.00%	0	0.00%	0	0.00%	0	0	0.00%	0	0.00%
60	Returning Officer Caloundra Pre-Poll	0	0.00%	0	0.00%	0	0.00%	0	0.00%	0	0.00%	0	0	0.00%	0	0.00%
61	Returning Officer Capalaba Pre-Poll	1	100.00%	0	0.00%	0	0.00%	0	0.00%	0	0.00%	1	0	0.00%	1	0.00%
62	Returning Officer Chatsworth Pre-Poll	2	100.00%	0	0.00%	0	0.00%	0	0.00%	0	0.00%	2	1	33.33%	3	0.01%
63	Returning Officer Clayfield Pre-Poll	0	0.00%	0	0.00%	1	100.00%	0	0.00%	0	0.00%	1	1	50.00%	2	0.01%
64	Returning Officer Condamine Pre-Poll	2	100.00%	0	0.00%	0	0.00%	0	0.00%	0	0.00%	2	0	0.00%	2	0.01%
65	Returning Officer Cook Pre-Poll	2	100.00%	0	0.00%	0	0.00%	0	0.00%	0	0.00%	2	0	0.00%	2	0.01%
66	Returning Officer Coomera Pre-Poll	4	33.33%	0	0.00%	6	50.00%	1	8.33%	1	8.33%	12	1	7.69%	13	0.05%
67	Returning Officer Cooper Pre-Poll	1	50.00%	0	0.00%	0	0.00%	1	50.00%	0	0.00%	2	0	0.00%	2	0.01%
68	Returning Officer Currumbin Pre-Poll	6	54.55%	0	0.00%	3	27.27%	2	18.18%	0	0.00%	11	2	15.38%	13	0.05%
69	Returning Officer Everton Pre-Poll	1	100.00%	0	0.00%	0	0.00%	0	0.00%	0	0.00%	1	2	66.67%	3	0.01%
70	Returning Officer Ferny Grove Pre-Poll	0	0.00%	0	0.00%	0	0.00%	0	0.00%	0	0.00%	0	0	0.00%	0	0.00%

Statistical Reports

71	Returning Officer Gaven Pre-Poll	34	42.50%	4	5.00%	31	38.75%	7	8.75%	4	5.00%	80	7	8.05%	87	0.31%
72	Returning Officer Gladstone Pre-Poll	1	50.00%	0	0.00%	1	50.00%	0	0.00%	0	0.00%	2	1	33.33%	3	0.01%
73	Returning Officer Glass House Pre-Poll	0	0.00%	0	0.00%	0	0.00%	0	0.00%	0	0.00%	0	0	0.00%	0	0.00%
74	Returning Officer Greenslopes Pre-Poll	0	0.00%	0	0.00%	0	0.00%	0	0.00%	1	100.00%	1	0	0.00%	1	0.00%
75	Returning Officer Gregory Pre-Poll	0	0.00%	0	0.00%	0	0.00%	0	0.00%	0	0.00%	0	0	0.00%	0	0.00%
76	Returning Officer Gympie Pre-Poll	1	100.00%	0	0.00%	0	0.00%	0	0.00%	0	0.00%	1	1	50.00%	2	0.01%
77	Returning Officer Hervey Bay Pre-Poll	0	0.00%	0	0.00%	0	0.00%	0	0.00%	0	0.00%	0	0	0.00%	0	0.00%
78	Returning Officer Hill Pre-Poll	0	0.00%	0	0.00%	0	0.00%	0	0.00%	0	0.00%	0	0	0.00%	0	0.00%
79	Returning Officer Hinchinbrook Pre-Poll	0	0.00%	0	0.00%	0	0.00%	0	0.00%	0	0.00%	0	0	0.00%	0	0.00%
80	Returning Officer Inala Pre-Poll	0	0.00%	0	0.00%	0	0.00%	1	100.00%	0	0.00%	1	0	0.00%	1	0.00%
81	Returning Officer Ipswich Pre-Poll	0	0.00%	0	0.00%	0	0.00%	0	0.00%	0	0.00%	0	0	0.00%	0	0.00%
82	Returning Officer Ipswich West Pre-Poll	0	0.00%	0	0.00%	0	0.00%	0	0.00%	0	0.00%	0	0	0.00%	0	0.00%
83	Returning Officer Jordan Pre-Poll	1	33.33%	0	0.00%	1	33.33%	1	33.33%	0	0.00%	3	0	0.00%	3	0.01%
84	Returning Officer Kawana Pre-Poll	1	100.00%	0	0.00%	0	0.00%	0	0.00%	0	0.00%	1	0	0.00%	1	0.00%
85	Returning Officer Keppel Pre-Poll	0	0.00%	0	0.00%	0	0.00%	0	0.00%	0	0.00%	0	0	0.00%	0	0.00%
86	Returning Officer Kurwongbah Pre-Poll	0	0.00%	0	0.00%	0	0.00%	0	0.00%	0	0.00%	0	0	0.00%	0	0.00%
87	Returning Officer Lockyer Pre-Poll	0	0.00%	0	0.00%	0	0.00%	0	0.00%	0	0.00%	0	0	0.00%	0	0.00%
88	Returning Officer Logan Pre-Poll	0	0.00%	1	33.33%	2	66.67%	0	0.00%	0	0.00%	3	1	25.00%	4	0.01%
89	Returning Officer Lytton Pre-Poll	0	0.00%	0	0.00%	0	0.00%	0	0.00%	0	0.00%	0	0	0.00%	0	0.00%
90	Returning Officer Macalister Pre-Poll	0	0.00%	0	0.00%	0	0.00%	0	0.00%	0	0.00%	0	0	0.00%	0	0.00%
91	Returning Officer Mackay Pre-Poll	0	0.00%	0	0.00%	0	0.00%	0	0.00%	0	0.00%	0	0	0.00%	0	0.00%
92	Returning Officer Maiwar Pre-Poll	0	0.00%	0	0.00%	0	0.00%	0	0.00%	0	0.00%	0	0	0.00%	0	0.00%
93	Returning Officer Mansfield Pre-Poll	0	0.00%	0	0.00%	1	100.00%	0	0.00%	0	0.00%	1	0	0.00%	1	0.00%
94	Returning Officer Maroochydore Pre-Poll	0	0.00%	0	0.00%	0	0.00%	0	0.00%	0	0.00%	0	0	0.00%	0	0.00%
95	Returning Officer Maryborough Pre-Poll	1	33.33%	1	33.33%	1	33.33%	0	0.00%	0	0.00%	3	0	0.00%	3	0.01%
96	Returning Officer Mcconnel Pre-Poll	2	100.00%	0	0.00%	0	0.00%	0	0.00%	0	0.00%	2	0	0.00%	2	0.01%
97	Returning Officer Mermaid Beach Pre-Poll	27	49.09%	3	5.45%	16	29.09%	5	9.09%	4	7.27%	55	4	6.78%	59	0.21%
98	Returning Officer Miller Pre-Poll	0	0.00%	0	0.00%	0	0.00%	0	0.00%	0	0.00%	0	0	0.00%	0	0.00%
99	Returning Officer Mirani Pre-Poll	0	0.00%	0	0.00%	0	0.00%	0	0.00%	0	0.00%	0	0	0.00%	0	0.00%
100	Returning Officer Moggill Pre-Poll	0	0.00%	0	0.00%	0	0.00%	0	0.00%	0	0.00%	0	0	0.00%	0	0.00%
101	Returning Officer Morayfield Pre-Poll	0	0.00%	0	0.00%	0	0.00%	0	0.00%	0	0.00%	0	0	0.00%	0	0.00%
102	Returning Officer Mount Ommaney Pre-Poll	0	0.00%	0	0.00%	0	0.00%	0	0.00%	0	0.00%	0	0	0.00%	0	0.00%
103	Returning Officer Mudgeeraba Pre-Poll	6	28.57%	0	0.00%	8	38.10%	7	33.33%	0	0.00%	21	2	8.70%	23	0.08%
104	Returning Officer Mulgrave Pre-Poll	0	0.00%	0	0.00%	0	0.00%	0	0.00%	0	0.00%	0	0	0.00%	0	0.00%
105	Returning Officer Mundingburra Pre-Poll	0	0.00%	0	0.00%	0	0.00%	0	0.00%	0	0.00%	0	0	0.00%	0	0.00%
106	Returning Officer Murrumba Pre-Poll	1	100.00%	0	0.00%	0	0.00%	0	0.00%	0	0.00%	1	0	0.00%	1	0.00%
107	Returning Officer Nanango Pre-Poll	0	0.00%	0	0.00%	0	0.00%	0	0.00%	0	0.00%	0	1	0.00%	1	0.00%
108	Returning Officer Nicklin Pre-Poll	0	0.00%	0	0.00%	0	0.00%	0	0.00%	0	0.00%	0	0	0.00%	0	0.00%
109	Returning Officer Ninderry Pre-Poll	0	0.00%	0	0.00%	0	0.00%	0	0.00%	0	0.00%	0	1	0.00%	1	0.00%
110	Returning Officer Noosa Pre-Poll	0	0.00%	0	0.00%	0	0.00%	0	0.00%	0	0.00%	0	0	0.00%	0	0.00%
111	Returning Officer Nudgee Pre-Poll	1	100.00%	0	0.00%	0	0.00%	0	0.00%	0	0.00%	1	0	0.00%	1	0.00%
112	Returning Officer Oodgeroo Pre-Poll	0	0.00%	0	0.00%	0	0.00%	0	0.00%	0	0.00%	0	0	0.00%	0	0.00%
113	Returning Officer Pine Rivers Pre-Poll	0	0.00%	0	0.00%	0	0.00%	0	0.00%	0	0.00%	0	0	0.00%	0	0.00%
114	Returning Officer Pumicestone Pre-Poll	2	100.00%	0	0.00%	0	0.00%	0	0.00%	0	0.00%	2	0	0.00%	2	0.01%
115	Returning Officer Redcliffe Pre-Poll	0	0.00%	0	0.00%	0	0.00%	0	0.00%	0	0.00%	0	0	0.00%	0	0.00%
116	Returning Officer Redlands Pre-Poll	0	0.00%	0	0.00%	1	100.00%	0	0.00%	0	0.00%	1	0	0.00%	1	0.00%
117	Returning Officer Rockhampton Pre-Poll	1	100.00%	0	0.00%	0	0.00%	0	0.00%	0	0.00%	1	0	0.00%	1	0.00%
118	Returning Officer Sandgate Pre-Poll	0	0.00%	0	0.00%	0	0.00%	0	0.00%	0	0.00%	0	0	0.00%	0	0.00%
119	Returning Officer Scenic Rim Pre-Poll	2	50.00%	0	0.00%	1	25.00%	1	25.00%	0	0.00%	4	1	20.00%	5	0.02%
120	Returning Officer South Brisbane Pre-Poll	1	100.00%	0	0.00%	0	0.00%	0	0.00%	0	0.00%	1	0	0.00%	1	0.00%
121	Returning Officer Southern Downs Pre-Poll	1	100.00%	0	0.00%	0	0.00%	0	0.00%	0	0.00%	1	0	0.00%	1	0.00%
122	Returning Officer Southport Pre-Poll	0	0.00%	0	0.00%	0	0.00%	0	0.00%	0	0.00%	0	0	0.00%	0	0.00%
123	Returning Officer Springwood Pre-Poll	9	42.86%	1	4.76%	5	23.81%	4	19.05%	2	9.52%	21	2	8.70%	23	0.08%
124	Returning Officer Stafford Pre-Poll	0	0.00%	0	0.00%	1	50.00%	1	50.00%	0	0.00%	2	0	0.00%	2	0.01%
125	Returning Officer Stretton Pre-Poll	0	0.00%	0	0.00%	1	100.00%	0	0.00%	0	0.00%	1	0	0.00%	1	0.00%
126	Returning Officer Surfers Paradise Pre-Poll	30	51.72%	2	3.45%	13	22.41%	9	15.52%	4	6.90%	58	6	9.38%	64	0.23%
127	Returning Officer Theodore Pre-Poll	8	57.14%	0	0.00%	6	42.86%	0	0.00%	0	0.00%	14	1	6.67%	15	0.05%
128	Returning Officer Thuringowa Pre-Poll	0	0.00%	0	0.00%	0	0.00%	0	0.00%	0	0.00%	0	0	0.00%	0	0.00%
129	Returning Officer Toohey Pre-Poll	0	0.00%	0	0.00%	0	0.00%	0	0.00%	0	0.00%	0	0	0.00%	0	0.00%
130	Returning Officer Toowoomba North Pre-Poll	1	50.00%	0	0.00%	1	50.00%	0	0.00%	0	0.00%	2	0	0.00%	2	0.01%
131	Returning Officer Toowoomba South Pre-Poll	1	100.00%	0	0.00%	0	0.00%	0	0.00%	0	0.00%	1	0	0.00%	1	0.00%
132	Returning Officer Townsville Pre-Poll	0	0.00%	0	0.00%	0	0.00%	0	0.00%	0	0.00%	0	0	0.00%	0	0.00%
133	Returning Officer Traeger Pre-Poll	0	0.00%	0	0.00%	1	100.00%	0	0.00%	0	0.00%	1	0	0.00%	1	0.00%
134	Returning Officer Warrego Pre-Poll	0	0.00%	0	0.00%	0	0.00%	0	0.00%	0	0.00%	0	0	0.00%	0	0.00%
135	Returning Officer Waterford Pre-Poll	0	0.00%	0	0.00%	0	0.00%	0	0.00%	0	0.00%	0	0	0.00%	0	0.00%
136	Returning Officer Whitsunday Pre-Poll	0	0.00%	0	0.00%	0	0.00%	0	0.00%	1	100.00%	1	0	0.00%	1	0.00%
137	Returning Officer Woodridge Pre-Poll	1	33.33%	0	0.00%	2	66.67%	0	0.00%	0	0.00%	3	0	0.00%	3	0.01%
	Polling Booth Totals	**9,318**	**43.72%**	**822**	**3.86%**	**7,695**	**36.10%**	**2,045**	**9.60%**	**1,433**	**6.72%**	**21,313**	**1,293**	**5.72%**	**22,606**	**81.81%**
	Postal, Special Postal, Unenrolled Votes	1,412	49.72%	148	5.21%	922	32.46%	203	7.15%	155	5.46%	2,840	232	7.55%	3,072	11.12%
	Pre-Poll (In Person) Absent Votes	28	36.84%	6	7.89%	27	35.53%	9	11.84%	6	7.89%	76	2	2.56%	78	0.28%
	Polling Day Absent Votes	595	36.15%	111	6.74%	594	36.09%	267	16.22%	79	4.80%	1,646	82	4.75%	1,728	6.25%
	Declared Institution Votes	22	33.85%	7	10.77%	25	38.46%	8	12.31%	3	4.62%	65	23	26.14%	88	0.32%
	Polling Day Declaration Votes	30	50.85%	1	1.69%	16	27.12%	8	13.56%	4	6.78%	59	1	1.67%	60	0.22%
	Uncertain Identity	0	0.00%	0	0.00%	0	0.00%	0	0.00%	0	0.00%	0	0	0.00%	0	0.00%
	Declaration and Pre-Poll Votes Totals	**2,087**	**44.54%**	**273**	**5.83%**	**1,584**	**33.80%**	**495**	**10.56%**	**247**	**5.27%**	**4,686**	**340**	**6.76%**	**5,026**	**18.19%**
	Total First Preference Votes	**11,405**	**43.87%**	**1,095**	**4.21%**	**9,279**	**35.69%**	**2,540**	**9.77%**	**1,680**	**6.46%**	**25,999**	**1,633**	**5.91%**	**27,632**	**100.00%**

Distribution of Preferences

Preference Distribution	* O'CONNOR Sam Votes	%	NIGHTINGALE Ron Votes	%	HOLZBERGER Rowan Votes	%	JAVANMARD Amin Votes	%	BUEGGE Robert Votes	%	Votes remaining in count	Exhausted Votes	%	Total Formal Votes
First Preference Votes	11,405	43.87%	1,095	4.21%	9,279	35.69%	2,540	9.77%	1,680	6.46%	25,999			25,999
NIGHTINGALE Excluded (1st)	**325**	**29.68%**			**175**	**15.98%**	**97**	**8.86%**	**498**	**45.48%**	**1,095**	**0**	**0.00%**	**1,095**
Total	11,730	45.12%			9,454	36.36%	2,637	10.14%	2,178	8.38%	25,999	0	0.00%	25,999
BUEGGE Excluded (2nd)	**761**	**34.94%**			**475**	**21.81%**	**942**	**43.25%**			**2,178**	**0**	**0.00%**	**2,178**
Total	12,491	48.04%			9,929	38.19%	3,579	13.77%			25,999	0	0.00%	25,999
JAVANMARD Excluded (3rd)	**948**	**26.49%**			**2,631**	**73.51%**					**3,579**	**0**	**0.00%**	**3,579**
District Total	**13,439**	**51.69%**			**12,560**	**48.31%**					**25,999**	**0**	**0.00%**	**25,999**

*** Indicates the winner**

06 - Electoral District of Broadwater

First Preference Votes Polled for each Candidate at each Polling Booth

Booth No.	Polling Booth	BALL Brenden ONP Votes	%	KWON Daniel GRN Votes	%	* CRISAFULLI David LNP Votes	%	FLORI Peter ALP Votes	%	Total Formal Votes	Informal Votes	%	Total Votes	% of Total Votes
1	Biggera Waters	296	23.02%	129	10.03%	480	37.33%	381	29.63%	1,286	62	4.60%	1,348	4.66%
2	Coombabah	352	25.12%	135	9.64%	512	36.55%	402	28.69%	1,401	88	5.91%	1,489	5.14%
3	Coombabah High	165	19.25%	105	12.25%	300	35.01%	287	33.49%	857	43	4.78%	900	3.11%
4	Coomera	57	27.94%	22	10.78%	101	49.51%	24	11.76%	204	13	5.99%	217	0.75%
5	Harley Park	23	20.72%	8	7.21%	51	45.95%	29	26.13%	111	4	3.48%	115	0.40%
6	Helensvale North	323	21.12%	133	8.70%	659	43.10%	414	27.08%	1,529	61	3.84%	1,590	5.49%
7	Hope Island	481	19.37%	165	6.65%	1,338	53.89%	499	20.10%	2,483	104	4.02%	2,587	8.94%
8	Labrador	17	18.28%	12	12.90%	37	39.78%	27	29.03%	93	8	7.92%	101	0.35%
9	Paradise Lakes	238	25.43%	76	8.12%	267	28.53%	355	37.93%	936	45	4.59%	981	3.39%
10	Paradise Point	551	19.54%	163	5.78%	1,429	50.67%	677	24.01%	2,820	85	2.93%	2,905	10.04%
11	Runaway Bay	319	20.29%	121	7.70%	730	46.44%	402	25.57%	1,572	65	3.97%	1,637	5.66%
12	Brisbane CBD All-Districts Centre	0	0.00%	2	33.33%	2	33.33%	2	33.33%	6	0	0.00%	6	0.02%
13	Bundaberg All-Districts Centre	0	0.00%	1	16.67%	3	50.00%	2	33.33%	6	0	0.00%	6	0.02%
14	Burleigh All-Districts Centre	3	37.50%	0	0.00%	4	50.00%	1	12.50%	8	2	20.00%	10	0.03%
15	Cairns All-Districts Centre	1	100.00%	0	0.00%	0	0.00%	0	0.00%	1	0	0.00%	1	0.00%
16	East Brisbane All-Districts Centre	2	20.00%	1	10.00%	5	50.00%	2	20.00%	10	0	0.00%	10	0.03%
17	Hervey Bay All-Districts Centre	0	0.00%	0	0.00%	0	0.00%	0	0.00%	0	0	0.00%	0	0.00%
18	Mackay All-Districts Centre	0	0.00%	0	0.00%	0	0.00%	0	0.00%	0	0	0.00%	0	0.00%
19	Maroochydore All-Districts Centre	0	0.00%	0	0.00%	0	0.00%	0	0.00%	0	0	0.00%	0	0.00%
20	Morayfield All-Districts Centre	0	0.00%	0	0.00%	0	0.00%	0	0.00%	0	0	0.00%	0	0.00%
21	Noosa All-Districts Centre	1	50.00%	0	0.00%	1	50.00%	0	0.00%	2	0	0.00%	2	0.01%
22	Oodgeroo All-Districts Centre	0	0.00%	0	0.00%	0	0.00%	0	0.00%	0	0	0.00%	0	0.00%
23	Redcliffe All-Districts Centre	0	0.00%	0	0.00%	0	0.00%	0	0.00%	0	0	0.00%	0	0.00%
24	Southport All-Districts Centre	3	14.29%	4	19.05%	11	52.38%	3	14.29%	21	1	4.55%	22	0.08%
25	Telephone Voting	0	0.00%	0	0.00%	4	80.00%	1	20.00%	5	0	0.00%	5	0.02%
26	Townsville All-Districts Centre	0	0.00%	0	0.00%	0	0.00%	0	0.00%	0	0	0.00%	0	0.00%
27	Vulture Street All-Districts Centre	0	0.00%	1	33.33%	1	33.33%	1	33.33%	3	0	0.00%	3	0.01%
28	Woolloongabba All-Districts Centre	0	0.00%	2	100.00%	0	0.00%	0	0.00%	2	0	0.00%	2	0.01%
29	Brisbane CBD All-Districts Centre Pre-Poll	8	12.12%	12	18.18%	30	45.45%	16	24.24%	66	1	1.49%	67	0.23%
30	Bundaberg All-Districts Centre Pre-Poll	0	0.00%	1	16.67%	3	50.00%	2	33.33%	6	0	0.00%	6	0.02%
31	Burleigh All-Districts Centre Pre-Poll	20	25.97%	9	11.69%	33	42.86%	15	19.48%	77	3	3.75%	80	0.28%
32	Cairns All-Districts Centre Pre-Poll	1	33.33%	0	0.00%	2	66.67%	0	0.00%	3	0	0.00%	3	0.01%
33	Electoral Visit	45	14.42%	11	3.53%	190	60.90%	66	21.15%	312	7	2.19%	319	1.10%
34	Hervey Bay All-Districts Centre Pre-poll	3	60.00%	0	0.00%	2	40.00%	0	0.00%	5	0	0.00%	5	0.02%
35	Mackay All-Districts Centre Pre-Poll	2	66.67%	0	0.00%	0	0.00%	1	33.33%	3	0	0.00%	3	0.01%
36	Maroochydore All-Districts Centre Pre-Poll	1	20.00%	0	0.00%	3	60.00%	1	20.00%	5	0	0.00%	5	0.02%
37	Morayfield All-Districts Centre Pre-poll	0	0.00%	1	100.00%	0	0.00%	0	0.00%	1	0	0.00%	1	0.00%
38	Noosa All-Districts Centre Pre-Poll	5	71.43%	0	0.00%	2	28.57%	0	0.00%	7	0	0.00%	7	0.02%
39	Oodgeroo All-Districts Centre Pre-Poll	3	75.00%	1	25.00%	0	0.00%	0	0.00%	4	0	0.00%	4	0.01%
40	Redcliffe All-Districts Centre Pre-Poll	0	0.00%	0	0.00%	1	100.00%	0	0.00%	1	0	0.00%	1	0.00%
41	Southport All-Districts Centre Pre-Poll	156	16.96%	60	6.52%	473	51.41%	231	25.11%	920	41	4.27%	961	3.32%
42	Telephone Voting - Pre-poll	0	0.00%	0	0.00%	5	71.43%	2	28.57%	7	0	0.00%	7	0.02%
43	Townsville All-Districts Centre Pre-Poll	1	100.00%	0	0.00%	0	0.00%	0	0.00%	1	0	0.00%	1	0.00%
44	eAssist - Coorparoo Pre-Poll	0	0.00%	0	0.00%	1	50.00%	1	50.00%	2	0	0.00%	2	0.01%
45	Returning Officer Broadwater Pre-Poll	1,840	23.45%	305	3.89%	4,158	52.99%	1,544	19.68%	7,847	251	3.10%	8,098	27.98%
46	Returning Officer Algester Pre-Poll	0	0.00%	0	0.00%	0	0.00%	0	0.00%	0	0	0.00%	0	0.00%
47	Returning Officer Aspley Pre-Poll	1	100.00%	0	0.00%	0	0.00%	0	0.00%	1	0	0.00%	1	0.00%
48	Returning Officer Bancroft Pre-Poll	0	0.00%	0	0.00%	0	0.00%	0	0.00%	0	0	0.00%	0	0.00%
49	Returning Officer Barron River Pre-Poll	1	100.00%	0	0.00%	0	0.00%	0	0.00%	1	0	0.00%	1	0.00%
50	Returning Officer Bonney Pre-Poll	61	20.33%	18	6.00%	180	60.00%	41	13.67%	300	20	6.25%	320	1.11%
51	Returning Officer Buderim Pre-Poll	0	0.00%	1	100.00%	0	0.00%	0	0.00%	1	0	0.00%	1	0.00%
52	Returning Officer Bulimba Pre-Poll	0	0.00%	0	0.00%	2	100.00%	0	0.00%	2	0	0.00%	2	0.01%
53	Returning Officer Bundaberg Pre-Poll	0	0.00%	0	0.00%	0	0.00%	0	0.00%	0	0	0.00%	0	0.00%
54	Returning Officer Bundamba Pre-Poll	0	0.00%	0	0.00%	0	0.00%	0	0.00%	0	0	0.00%	0	0.00%
55	Returning Officer Burdekin Pre-Poll	0	0.00%	0	0.00%	0	0.00%	0	0.00%	0	0	0.00%	0	0.00%
56	Returning Officer Burleigh Pre-Poll	0	0.00%	0	0.00%	0	0.00%	0	0.00%	0	0	0.00%	0	0.00%
57	Returning Officer Burnett Pre-Poll	0	0.00%	0	0.00%	0	0.00%	0	0.00%	0	0	0.00%	0	0.00%
58	Returning Officer Cairns Pre-Poll	0	0.00%	0	0.00%	0	0.00%	0	0.00%	0	0	0.00%	0	0.00%
59	Returning Officer Callide Pre-Poll	2	66.67%	0	0.00%	1	33.33%	0	0.00%	3	0	0.00%	3	0.01%
60	Returning Officer Caloundra Pre-Poll	2	25.00%	0	0.00%	4	50.00%	2	25.00%	8	0	0.00%	8	0.03%
61	Returning Officer Capalaba Pre-Poll	0	0.00%	0	0.00%	1	100.00%	0	0.00%	1	0	0.00%	1	0.00%
62	Returning Officer Chatsworth Pre-Poll	1	33.33%	0	0.00%	1	33.33%	1	33.33%	3	0	0.00%	3	0.01%

63	Returning Officer Clayfield Pre-Poll	1	50.00%	0	0.00%	1	50.00%	0	0.00%	2	0	0.00%	2	0.01%
64	Returning Officer Condamine Pre-Poll	0	0.00%	0	0.00%	0	0.00%	0	0.00%	0	0	0.00%	0	0.00%
65	Returning Officer Cook Pre-Poll	0	0.00%	0	0.00%	0	0.00%	1	100.00%	1	0	0.00%	1	0.00%
66	Returning Officer Coomera Pre-Poll	17	17.71%	4	4.17%	60	62.50%	15	15.63%	96	5	4.95%	101	0.35%
67	Returning Officer Cooper Pre-Poll	0	0.00%	0	0.00%	0	0.00%	0	0.00%	0	0	0.00%	0	0.00%
68	Returning Officer Currumbin Pre-Poll	1	16.67%	3	50.00%	0	0.00%	2	33.33%	6	0	0.00%	6	0.02%
69	Returning Officer Everton Pre-Poll	0	0.00%	0	0.00%	0	0.00%	0	0.00%	0	0	0.00%	0	0.00%
70	Returning Officer Ferny Grove Pre-Poll	0	0.00%	0	0.00%	0	0.00%	0	0.00%	0	0	0.00%	0	0.00%
71	Returning Officer Gaven Pre-Poll	14	28.57%	4	8.16%	17	34.69%	14	28.57%	49	4	7.55%	53	0.18%
72	Returning Officer Gladstone Pre-Poll	0	0.00%	0	0.00%	0	0.00%	1	100.00%	1	0	0.00%	1	0.00%
73	Returning Officer Glass House Pre-Poll	0	0.00%	0	0.00%	0	0.00%	0	0.00%	0	0	0.00%	0	0.00%
74	Returning Officer Greenslopes Pre-Poll	0	0.00%	0	0.00%	0	0.00%	0	0.00%	0	0	0.00%	0	0.00%
75	Returning Officer Gregory Pre-Poll	1	100.00%	0	0.00%	0	0.00%	0	0.00%	1	0	0.00%	1	0.00%
76	Returning Officer Gympie Pre-Poll	0	0.00%	0	0.00%	0	0.00%	0	0.00%	0	0	0.00%	0	0.00%
77	Returning Officer Hervey Bay Pre-Poll	0	0.00%	0	0.00%	0	0.00%	0	0.00%	0	0	0.00%	0	0.00%
78	Returning Officer Hill Pre-Poll	0	0.00%	0	0.00%	0	0.00%	0	0.00%	0	0	0.00%	0	0.00%
79	Returning Officer Hinchinbrook Pre-Poll	0	0.00%	0	0.00%	0	0.00%	0	0.00%	0	0	0.00%	0	0.00%
80	Returning Officer Inala Pre-Poll	1	33.33%	0	0.00%	1	33.33%	1	33.33%	3	0	0.00%	3	0.01%
81	Returning Officer Ipswich Pre-Poll	0	0.00%	1	33.33%	0	0.00%	2	66.67%	3	0	0.00%	3	0.01%
82	Returning Officer Ipswich West Pre-Poll	0	0.00%	0	0.00%	0	0.00%	0	0.00%	0	0	0.00%	0	0.00%
83	Returning Officer Jordan Pre-Poll	0	0.00%	0	0.00%	1	100.00%	0	0.00%	1	0	0.00%	1	0.00%
84	Returning Officer Kawana Pre-Poll	1	100.00%	0	0.00%	0	0.00%	0	0.00%	1	0	0.00%	1	0.00%
85	Returning Officer Keppel Pre-Poll	0	0.00%	0	0.00%	0	0.00%	0	0.00%	0	0	0.00%	0	0.00%
86	Returning Officer Kurwongbah Pre-Poll	0	0.00%	0	0.00%	1	100.00%	0	0.00%	1	0	0.00%	1	0.00%
87	Returning Officer Lockyer Pre-Poll	0	0.00%	0	0.00%	1	100.00%	0	0.00%	1	0	0.00%	1	0.00%
88	Returning Officer Logan Pre-Poll	0	0.00%	0	0.00%	1	25.00%	3	75.00%	4	0	0.00%	4	0.01%
89	Returning Officer Lytton Pre-Poll	0	0.00%	0	0.00%	0	0.00%	1	100.00%	1	0	0.00%	1	0.00%
90	Returning Officer Macalister Pre-Poll	0	0.00%	0	0.00%	0	0.00%	0	0.00%	0	0	0.00%	0	0.00%
91	Returning Officer Mackay Pre-Poll	0	0.00%	0	0.00%	0	0.00%	0	0.00%	0	0	0.00%	0	0.00%
92	Returning Officer Maiwar Pre-Poll	0	0.00%	0	0.00%	3	100.00%	0	0.00%	3	0	0.00%	3	0.01%
93	Returning Officer Mansfield Pre-Poll	2	66.67%	0	0.00%	1	33.33%	0	0.00%	3	0	0.00%	3	0.01%
94	Returning Officer Maroochydore Pre-Poll	0	0.00%	0	0.00%	0	0.00%	0	0.00%	0	0	0.00%	0	0.00%
95	Returning Officer Maryborough Pre-Poll	0	0.00%	0	0.00%	0	0.00%	0	0.00%	0	0	0.00%	0	0.00%
96	Returning Officer Mcconnel Pre-Poll	0	0.00%	0	0.00%	2	100.00%	0	0.00%	2	0	0.00%	2	0.01%
97	Returning Officer Mermaid Beach Pre-Poll	7	20.00%	4	11.43%	21	60.00%	3	8.57%	35	1	2.78%	36	0.12%
98	Returning Officer Miller Pre-Poll	0	0.00%	0	0.00%	0	0.00%	1	100.00%	1	0	0.00%	1	0.00%
99	Returning Officer Mirani Pre-Poll	0	0.00%	0	0.00%	0	0.00%	0	0.00%	0	0	0.00%	0	0.00%
100	Returning Officer Moggill Pre-Poll	0	0.00%	0	0.00%	0	0.00%	0	0.00%	0	0	0.00%	0	0.00%
101	Returning Officer Morayfield Pre-Poll	0	0.00%	0	0.00%	0	0.00%	0	0.00%	0	0	0.00%	0	0.00%
102	Returning Officer Mount Ommaney Pre-Poll	0	0.00%	0	0.00%	1	100.00%	0	0.00%	1	0	0.00%	1	0.00%
103	Returning Officer Mudgeeraba Pre-Poll	2	13.33%	2	13.33%	8	53.33%	3	20.00%	15	0	0.00%	15	0.05%
104	Returning Officer Mulgrave Pre-Poll	0	0.00%	0	0.00%	0	0.00%	0	0.00%	0	0	0.00%	0	0.00%
105	Returning Officer Mundingburra Pre-Poll	0	0.00%	0	0.00%	0	0.00%	0	0.00%	0	0	0.00%	0	0.00%
106	Returning Officer Murrumba Pre-Poll	0	0.00%	0	0.00%	0	0.00%	0	0.00%	0	0	0.00%	0	0.00%
107	Returning Officer Nanango Pre-Poll	0	0.00%	0	0.00%	0	0.00%	0	0.00%	0	0	0.00%	0	0.00%
108	Returning Officer Nicklin Pre-Poll	0	0.00%	0	0.00%	0	0.00%	0	0.00%	0	0	0.00%	0	0.00%
109	Returning Officer Ninderry Pre-Poll	0	0.00%	0	0.00%	0	0.00%	0	0.00%	0	0	0.00%	0	0.00%
110	Returning Officer Noosa Pre-Poll	0	0.00%	0	0.00%	0	0.00%	0	0.00%	0	0	0.00%	0	0.00%
111	Returning Officer Nudgee Pre-Poll	1	33.33%	2	66.67%	0	0.00%	0	0.00%	3	1	25.00%	4	0.01%
112	Returning Officer Oodgeroo Pre-Poll	0	0.00%	0	0.00%	0	0.00%	0	0.00%	0	0	0.00%	0	0.00%
113	Returning Officer Pine Rivers Pre-Poll	0	0.00%	0	0.00%	1	50.00%	1	50.00%	2	0	0.00%	2	0.01%
114	Returning Officer Pumicestone Pre-Poll	1	100.00%	0	0.00%	0	0.00%	0	0.00%	1	0	0.00%	1	0.00%
115	Returning Officer Redcliffe Pre-Poll	0	0.00%	0	0.00%	0	0.00%	0	0.00%	0	0	0.00%	0	0.00%
116	Returning Officer Redlands Pre-Poll	0	0.00%	0	0.00%	1	100.00%	0	0.00%	1	0	0.00%	1	0.00%
117	Returning Officer Rockhampton Pre-Poll	0	0.00%	1	33.33%	2	66.67%	0	0.00%	3	0	0.00%	3	0.01%
118	Returning Officer Sandgate Pre-Poll	0	0.00%	0	0.00%	2	100.00%	0	0.00%	2	0	0.00%	2	0.01%
119	Returning Officer Scenic Rim Pre-Poll	0	0.00%	0	0.00%	0	0.00%	1	100.00%	1	0	0.00%	1	0.00%
120	Returning Officer South Brisbane Pre-Poll	2	50.00%	0	0.00%	1	25.00%	1	25.00%	4	0	0.00%	4	0.01%
121	Returning Officer Southern Downs Pre-Poll	0	0.00%	0	0.00%	0	0.00%	0	0.00%	0	0	0.00%	0	0.00%
122	Returning Officer Southport Pre-Poll	0	0.00%	0	0.00%	0	0.00%	0	0.00%	0	0	0.00%	0	0.00%
123	Returning Officer Springwood Pre-Poll	6	31.58%	0	0.00%	7	36.84%	6	31.58%	19	0	0.00%	19	0.07%
124	Returning Officer Stafford Pre-Poll	0	0.00%	0	0.00%	0	0.00%	1	100.00%	1	0	0.00%	1	0.00%
125	Returning Officer Stretton Pre-Poll	0	0.00%	1	100.00%	0	0.00%	0	0.00%	1	0	0.00%	1	0.00%
126	Returning Officer Surfers Paradise Pre-Poll	7	21.88%	4	12.50%	14	43.75%	7	21.88%	32	3	8.57%	35	0.12%
127	Returning Officer Theodore Pre-Poll	20	21.28%	4	4.26%	48	51.06%	22	23.40%	94	2	2.08%	96	0.33%
128	Returning Officer Thuringowa Pre-Poll	0	0.00%	0	0.00%	0	0.00%	0	0.00%	0	0	0.00%	0	0.00%
129	Returning Officer Toohey Pre-Poll	1	25.00%	0	0.00%	3	75.00%	0	0.00%	4	0	0.00%	4	0.01%
130	Returning Officer Toowoomba North Pre-Poll	2	100.00%	0	0.00%	0	0.00%	0	0.00%	2	0	0.00%	2	0.01%
131	Returning Officer Toowoomba South Pre-Poll	0	0.00%	0	0.00%	0	0.00%	0	0.00%	0	0	0.00%	0	0.00%
132	Returning Officer Townsville Pre-Poll	0	0.00%	0	0.00%	0	0.00%	0	0.00%	0	0	0.00%	0	0.00%
133	Returning Officer Traeger Pre-Poll	0	0.00%	0	0.00%	1	100.00%	0	0.00%	1	0	0.00%	1	0.00%

134	Returning Officer Warrego Pre-Poll	1	100.00%	0	0.00%	0	0.00%	0	0.00%	1	0	0.00%	1	0.00%
135	Returning Officer Waterford Pre-Poll	0	0.00%	0	0.00%	0	0.00%	0	0.00%	0	0	0.00%	0	0.00%
136	Returning Officer Whitsunday Pre-Poll	2	66.67%	0	0.00%	1	33.33%	0	0.00%	3	0	0.00%	3	0.01%
137	Returning Officer Woodridge Pre-Poll	0	0.00%	2	50.00%	1	25.00%	1	25.00%	4	0	0.00%	4	0.01%
	Polling Booth Totals	**5,075**	**21.73%**	**1,531**	**6.56%**	**11,228**	**48.08%**	**5,519**	**23.63%**	**23,353**	**920**	**3.79%**	**24,273**	**83.86%**
	Postal, Special Postal, Unenrolled Votes	615	19.08%	213	6.61%	1,785	55.37%	611	18.95%	3,224	134	3.99%	3,358	11.60%
	Pre-Poll (In Person) Absent Votes	13	28.26%	5	10.87%	18	39.13%	10	21.74%	46	1	2.13%	47	0.16%
	Polling Day Absent Votes	228	20.23%	153	13.58%	432	38.33%	314	27.86%	1,127	43	3.68%	1,170	4.04%
	Declared Institution Votes	17	27.42%	2	3.23%	27	43.55%	16	25.81%	62	2	3.13%	64	0.22%
	Polling Day Declaration Votes	11	35.48%	4	12.90%	9	29.03%	7	22.58%	31	0	0.00%	31	0.11%
	Uncertain Identity	0	0.00%	0	0.00%	0	0.00%	0	0.00%	0	0	0.00%	0	0.00%
	Declaration and Pre-Poll Votes Totals	**884**	**19.69%**	**377**	**8.40%**	**2,271**	**50.58%**	**958**	**21.34%**	**4,490**	**180**	**3.85%**	**4,670**	**16.14%**
	Total First Preference Votes	**5,959**	**21.40%**	**1,908**	**6.85%**	**13,499**	**48.48%**	**6,477**	**23.26%**	**27,843**	**1,100**	**3.80%**	**28,943**	**100.00%**

Distribution of Preferences

Preference Distribution	BALL Brenden Votes	BALL Brenden %	KWON Daniel Votes	KWON Daniel %	* CRISAFULLI David Votes	* CRISAFULLI David %	FLORI Peter Votes	FLORI Peter %	Votes remaining in count	Exhausted Votes	Exhausted %	Total Formal Votes
First Preference Votes	5,959	21.40%	1,908	6.85%	13,499	48.48%	6,477	23.26%	27,843			27,843
KWON Excluded (1st)	**356**	**18.66%**			**503**	**26.36%**	**1,049**	**54.98%**	**1,908**	**0**	**0.00%**	**1,908**
Total	6,315	22.68%			14,002	50.29%	7,526	27.03%	27,843	0	0.00%	27,843
BALL Excluded (2nd)					**4,926**	**78.00%**	**1,389**	**22.00%**	**6,315**	**0**	**0.00%**	**6,315**
District Total					**18,928**	**67.98%**	**8,915**	**32.02%**	**27,843**	**0**	**0.00%**	**27,843**

*** Indicates the winner**

07 - Electoral District of Buderim

First Preference Votes Polled for each Candidate at each Polling Booth

Booth No.	Polling Booth	* MICKELBERG Brent LNP Votes	%	MACKENZIE Ken ALP Votes	%	DICKSON Steve ONP Votes	%	BURTON Tracy GRN Votes	%	Total Formal Votes	Informal Votes	%	Total Votes	% of Total Votes
1	Buddina	19	25.00%	29	38.16%	13	17.11%	15	19.74%	76	8	9.52%	84	0.27%
2	Buderim	940	37.74%	507	20.35%	682	27.38%	362	14.53%	2,491	95	3.67%	2,586	8.43%
3	Buderim Central	501	42.67%	214	18.23%	320	27.26%	139	11.84%	1,174	36	2.98%	1,210	3.94%
4	Buderim Gardens	291	40.19%	134	18.51%	211	29.14%	88	12.15%	724	22	2.95%	746	2.43%
5	Buderim North	69	33.33%	52	25.12%	52	25.12%	34	16.43%	207	4	1.90%	211	0.69%
6	Buderim Pines	500	36.28%	334	24.24%	383	27.79%	161	11.68%	1,378	36	2.55%	1,414	4.61%
7	Buderim South	402	40.81%	223	22.64%	219	22.23%	141	14.31%	985	28	2.76%	1,013	3.30%
8	Forest Glen	92	34.20%	42	15.61%	88	32.71%	47	17.47%	269	5	1.82%	274	0.89%
9	Immanuel	188	38.76%	87	17.94%	134	27.63%	76	15.67%	485	7	1.42%	492	1.60%
10	Kawana Waters	32	32.00%	32	32.00%	22	22.00%	14	14.00%	100	6	5.66%	106	0.35%
11	Maroochydore	58	32.40%	46	25.70%	41	22.91%	34	18.99%	179	12	6.28%	191	0.62%
12	Minyama	11	31.43%	9	25.71%	9	25.71%	6	17.14%	35	3	7.89%	38	0.12%
13	Mooloolaba	44	25.88%	51	30.00%	29	17.06%	46	27.06%	170	14	7.61%	184	0.60%
14	Mountain Creek	751	30.49%	653	26.51%	766	31.10%	293	11.90%	2,463	92	3.60%	2,555	8.33%
15	Mountain Creek South	484	34.92%	307	22.15%	404	29.15%	191	13.78%	1,386	69	4.74%	1,455	4.74%
16	Sippy Downs	1,068	32.19%	787	23.72%	1,024	30.86%	439	13.23%	3,318	140	4.05%	3,458	11.27%
17	Warana	60	38.22%	36	22.93%	41	26.11%	20	12.74%	157	9	5.42%	166	0.54%
18	Brisbane CBD All-Districts Centre	6	46.15%	3	23.08%	1	7.69%	3	23.08%	13	0	0.00%	13	0.04%
19	Bundaberg All-Districts Centre	0	0.00%	0	0.00%	0	0.00%	0	0.00%	0	0	0.00%	0	0.00%
20	Burleigh All-Districts Centre	0	0.00%	0	0.00%	0	0.00%	0	0.00%	0	0	0.00%	0	0.00%
21	Cairns All-Districts Centre	1	20.00%	2	40.00%	1	20.00%	1	20.00%	5	0	0.00%	5	0.02%
22	East Brisbane All-Districts Centre	7	58.33%	2	16.67%	3	25.00%	0	0.00%	12	0	0.00%	12	0.04%
23	Hervey Bay All-Districts Centre	0	0.00%	0	0.00%	0	0.00%	0	0.00%	0	0	0.00%	0	0.00%
24	Mackay All-Districts Centre	0	0.00%	1	100.00%	0	0.00%	0	0.00%	1	0	0.00%	1	0.00%
25	Maroochydore All-Districts Centre	29	44.62%	13	20.00%	12	18.46%	11	16.92%	65	5	7.14%	70	0.23%
26	Morayfield All-Districts Centre	1	50.00%	0	0.00%	0	0.00%	1	50.00%	2	0	0.00%	2	0.01%
27	Noosa All-Districts Centre	1	14.29%	2	28.57%	2	28.57%	2	28.57%	7	0	0.00%	7	0.02%
28	Oodgeroo All-Districts Centre	0	0.00%	0	0.00%	0	0.00%	0	0.00%	0	0	0.00%	0	0.00%
29	Redcliffe All-Districts Centre	0	0.00%	0	0.00%	0	0.00%	0	0.00%	0	0	0.00%	0	0.00%
30	Southport All-Districts Centre	0	0.00%	0	0.00%	0	0.00%	0	0.00%	0	0	0.00%	0	0.00%
31	Telephone Voting	1	100.00%	0	0.00%	0	0.00%	0	0.00%	1	0	0.00%	1	0.00%
32	Townsville All-Districts Centre	0	0.00%	0	0.00%	0	0.00%	0	0.00%	0	0	0.00%	0	0.00%
33	Vulture Street All-Districts Centre	0	0.00%	1	100.00%	0	0.00%	0	0.00%	1	0	0.00%	1	0.00%
34	Woolloongabba All-Districts Centre	0	0.00%	0	0.00%	0	0.00%	0	0.00%	0	0	0.00%	0	0.00%
35	Brisbane CBD All-Districts Centre Pre-Poll	17	31.48%	18	33.33%	7	12.96%	12	22.22%	54	4	6.90%	58	0.19%
36	Bundaberg All-Districts Centre Pre-Poll	6	66.67%	3	33.33%	0	0.00%	0	0.00%	9	1	10.00%	10	0.03%
37	Burleigh All-Districts Centre Pre-Poll	0	0.00%	2	66.67%	1	33.33%	0	0.00%	3	0	0.00%	3	0.01%
38	Cairns All-Districts Centre Pre-Poll	2	28.57%	2	28.57%	1	14.29%	2	28.57%	7	0	0.00%	7	0.02%
39	Electoral Visit	55	56.70%	25	25.77%	13	13.40%	4	4.12%	97	0	0.00%	97	0.32%
40	Hervey Bay All-Districts Centre Pre-poll	2	20.00%	3	30.00%	3	30.00%	2	20.00%	10	0	0.00%	10	0.03%
41	Mackay All-Districts Centre Pre-Poll	3	50.00%	1	16.67%	1	16.67%	1	16.67%	6	0	0.00%	6	0.02%
42	Maroochydore All-Districts Centre Pre-Poll	976	37.83%	621	24.07%	693	26.86%	290	11.24%	2,580	87	3.26%	2,667	8.69%
43	Morayfield All-Districts Centre Pre-poll	6	46.15%	1	7.69%	4	30.77%	2	15.38%	13	0	0.00%	13	0.04%
44	Noosa All-Districts Centre Pre-Poll	6	20.69%	4	13.79%	14	48.28%	5	17.24%	29	3	9.38%	32	0.10%
45	Oodgeroo All-Districts Centre Pre-Poll	0	0.00%	0	0.00%	0	0.00%	1	100.00%	1	0	0.00%	1	0.00%
46	Redcliffe All-Districts Centre Pre-Poll	3	33.33%	5	55.56%	1	11.11%	0	0.00%	9	0	0.00%	9	0.03%
47	Southport All-Districts Centre Pre-Poll	1	33.33%	2	66.67%	0	0.00%	0	0.00%	3	0	0.00%	3	0.01%
48	Telephone Voting - Pre-poll	2	40.00%	0	0.00%	2	40.00%	1	20.00%	5	0	0.00%	5	0.02%
49	Townsville All-Districts Centre Pre-Poll	0	0.00%	0	0.00%	2	100.00%	0	0.00%	2	0	0.00%	2	0.01%
50	eAssist - Coorparoo Pre-Poll	0	0.00%	0	0.00%	1	50.00%	1	50.00%	2	0	0.00%	2	0.01%
51	Returning Officer Buderim Pre-Poll	2,126	40.40%	1,026	19.49%	1,644	31.24%	467	8.87%	5,263	123	2.28%	5,386	17.56%
52	Returning Officer Algester Pre-Poll	0	0.00%	0	0.00%	0	0.00%	0	0.00%	0	0	0.00%	0	0.00%
53	Returning Officer Aspley Pre-Poll	3	75.00%	0	0.00%	1	25.00%	0	0.00%	4	1	20.00%	5	0.02%
54	Returning Officer Bancroft Pre-Poll	0	0.00%	0	0.00%	0	0.00%	0	0.00%	0	0	0.00%	0	0.00%
55	Returning Officer Barron River Pre-Poll	0	0.00%	0	0.00%	0	0.00%	0	0.00%	0	3	0.00%	3	0.01%
56	Returning Officer Bonney Pre-Poll	0	0.00%	1	100.00%	0	0.00%	0	0.00%	1	0	0.00%	1	0.00%
57	Returning Officer Broadwater Pre-Poll	0	0.00%	2	100.00%	0	0.00%	0	0.00%	2	0	0.00%	2	0.01%
58	Returning Officer Bulimba Pre-Poll	0	0.00%	0	0.00%	0	0.00%	0	0.00%	0	0	0.00%	0	0.00%
59	Returning Officer Bundaberg Pre-Poll	0	0.00%	0	0.00%	0	0.00%	0	0.00%	0	0	0.00%	0	0.00%
60	Returning Officer Bundamba Pre-Poll	0	0.00%	0	0.00%	0	0.00%	0	0.00%	0	0	0.00%	0	0.00%
61	Returning Officer Burdekin Pre-Poll	0	0.00%	0	0.00%	0	0.00%	0	0.00%	0	0	0.00%	0	0.00%
62	Returning Officer Burleigh Pre-Poll	0	0.00%	0	0.00%	0	0.00%	0	0.00%	0	0	0.00%	0	0.00%

63	Returning Officer Burnett Pre-Poll	0	0.00%	0	0.00%	0	0.00%	0	0.00%	0	0	0.00%	0	0.00%
64	Returning Officer Cairns Pre-Poll	0	0.00%	0	0.00%	0	0.00%	0	0.00%	0	0	0.00%	0	0.00%
65	Returning Officer Callide Pre-Poll	0	0.00%	0	0.00%	0	0.00%	0	0.00%	0	0	0.00%	0	0.00%
66	Returning Officer Caloundra Pre-Poll	52	34.67%	40	26.67%	42	28.00%	16	10.67%	150	10	6.25%	160	0.52%
67	Returning Officer Capalaba Pre-Poll	0	0.00%	0	0.00%	1	100.00%	0	0.00%	1	0	0.00%	1	0.00%
68	Returning Officer Chatsworth Pre-Poll	0	0.00%	0	0.00%	0	0.00%	0	0.00%	0	0	0.00%	0	0.00%
69	Returning Officer Clayfield Pre-Poll	2	66.67%	1	33.33%	0	0.00%	0	0.00%	3	0	0.00%	3	0.01%
70	Returning Officer Condamine Pre-Poll	0	0.00%	0	0.00%	0	0.00%	0	0.00%	0	0	0.00%	0	0.00%
71	Returning Officer Cook Pre-Poll	1	25.00%	3	75.00%	0	0.00%	0	0.00%	4	0	0.00%	4	0.01%
72	Returning Officer Coomera Pre-Poll	1	100.00%	0	0.00%	0	0.00%	0	0.00%	1	0	0.00%	1	0.00%
73	Returning Officer Cooper Pre-Poll	0	0.00%	0	0.00%	0	0.00%	0	0.00%	0	0	0.00%	0	0.00%
74	Returning Officer Currumbin Pre-Poll	0	0.00%	1	100.00%	0	0.00%	0	0.00%	1	0	0.00%	1	0.00%
75	Returning Officer Everton Pre-Poll	0	0.00%	1	100.00%	0	0.00%	0	0.00%	1	0	0.00%	1	0.00%
76	Returning Officer Ferny Grove Pre-Poll	1	100.00%	0	0.00%	0	0.00%	0	0.00%	1	0	0.00%	1	0.00%
77	Returning Officer Gaven Pre-Poll	0	0.00%	0	0.00%	0	0.00%	0	0.00%	0	0	0.00%	0	0.00%
78	Returning Officer Gladstone Pre-Poll	1	11.11%	3	33.33%	4	44.44%	1	11.11%	9	1	10.00%	10	0.03%
79	Returning Officer Glass House Pre-Poll	10	50.00%	7	35.00%	1	5.00%	2	10.00%	20	1	4.76%	21	0.07%
80	Returning Officer Greenslopes Pre-Poll	2	50.00%	1	25.00%	1	25.00%	0	0.00%	4	0	0.00%	4	0.01%
81	Returning Officer Gregory Pre-Poll	0	0.00%	0	0.00%	0	0.00%	0	0.00%	0	0	0.00%	0	0.00%
82	Returning Officer Gympie Pre-Poll	6	60.00%	1	10.00%	3	30.00%	0	0.00%	10	0	0.00%	10	0.03%
83	Returning Officer Hervey Bay Pre-Poll	0	0.00%	0	0.00%	0	0.00%	0	0.00%	0	0	0.00%	0	0.00%
84	Returning Officer Hill Pre-Poll	0	0.00%	0	0.00%	0	0.00%	0	0.00%	0	0	0.00%	0	0.00%
85	Returning Officer Hinchinbrook Pre-Poll	0	0.00%	0	0.00%	1	100.00%	0	0.00%	1	0	0.00%	1	0.00%
86	Returning Officer Inala Pre-Poll	1	100.00%	0	0.00%	0	0.00%	0	0.00%	1	0	0.00%	1	0.00%
87	Returning Officer Ipswich Pre-Poll	1	33.33%	0	0.00%	2	66.67%	0	0.00%	3	0	0.00%	3	0.01%
88	Returning Officer Ipswich West Pre-Poll	0	0.00%	0	0.00%	0	0.00%	0	0.00%	0	0	0.00%	0	0.00%
89	Returning Officer Jordan Pre-Poll	1	33.33%	1	33.33%	0	0.00%	1	33.33%	3	0	0.00%	3	0.01%
90	Returning Officer Kawana Pre-Poll	276	32.55%	204	24.06%	284	33.49%	84	9.91%	848	44	4.93%	892	2.91%
91	Returning Officer Keppel Pre-Poll	2	50.00%	1	25.00%	1	25.00%	0	0.00%	4	0	0.00%	4	0.01%
92	Returning Officer Kurwongbah Pre-Poll	1	100.00%	0	0.00%	0	0.00%	0	0.00%	1	1	50.00%	2	0.01%
93	Returning Officer Lockyer Pre-Poll	0	0.00%	1	100.00%	0	0.00%	0	0.00%	1	0	0.00%	1	0.00%
94	Returning Officer Logan Pre-Poll	0	0.00%	0	0.00%	0	0.00%	0	0.00%	0	0	0.00%	0	0.00%
95	Returning Officer Lytton Pre-Poll	0	0.00%	0	0.00%	0	0.00%	0	0.00%	0	1	0.00%	1	0.00%
96	Returning Officer Macalister Pre-Poll	0	0.00%	0	0.00%	0	0.00%	0	0.00%	0	0	0.00%	0	0.00%
97	Returning Officer Mackay Pre-Poll	0	0.00%	0	0.00%	0	0.00%	0	0.00%	0	0	0.00%	0	0.00%
98	Returning Officer Maiwar Pre-Poll	2	33.33%	1	16.67%	1	16.67%	2	33.33%	6	0	0.00%	6	0.02%
99	Returning Officer Mansfield Pre-Poll	2	100.00%	0	0.00%	0	0.00%	0	0.00%	2	0	0.00%	2	0.01%
100	Returning Officer Maroochydore Pre-Poll	0	0.00%	0	0.00%	0	0.00%	0	0.00%	0	0	0.00%	0	0.00%
101	Returning Officer Maryborough Pre-Poll	0	0.00%	1	33.33%	2	66.67%	0	0.00%	3	0	0.00%	3	0.01%
102	Returning Officer Mcconnel Pre-Poll	3	60.00%	2	40.00%	0	0.00%	0	0.00%	5	0	0.00%	5	0.02%
103	Returning Officer Mermaid Beach Pre-Poll	1	50.00%	0	0.00%	1	50.00%	0	0.00%	2	0	0.00%	2	0.01%
104	Returning Officer Miller Pre-Poll	1	100.00%	0	0.00%	0	0.00%	0	0.00%	1	0	0.00%	1	0.00%
105	Returning Officer Mirani Pre-Poll	0	0.00%	0	0.00%	0	0.00%	0	0.00%	0	0	0.00%	0	0.00%
106	Returning Officer Moggill Pre-Poll	1	100.00%	0	0.00%	0	0.00%	0	0.00%	1	0	0.00%	1	0.00%
107	Returning Officer Morayfield Pre-Poll	0	0.00%	0	0.00%	0	0.00%	0	0.00%	0	0	0.00%	0	0.00%
108	Returning Officer Mount Ommaney Pre-Poll	1	100.00%	0	0.00%	0	0.00%	0	0.00%	1	0	0.00%	1	0.00%
109	Returning Officer Mudgeeraba Pre-Poll	0	0.00%	0	0.00%	1	100.00%	0	0.00%	1	0	0.00%	1	0.00%
110	Returning Officer Mulgrave Pre-Poll	0	0.00%	0	0.00%	0	0.00%	0	0.00%	0	0	0.00%	0	0.00%
111	Returning Officer Mundingburra Pre-Poll	0	0.00%	0	0.00%	0	0.00%	0	0.00%	0	0	0.00%	0	0.00%
112	Returning Officer Murrumba Pre-Poll	1	33.33%	2	66.67%	0	0.00%	0	0.00%	3	0	0.00%	3	0.01%
113	Returning Officer Nanango Pre-Poll	1	100.00%	0	0.00%	0	0.00%	0	0.00%	1	0	0.00%	1	0.00%
114	Returning Officer Nicklin Pre-Poll	31	28.44%	27	24.77%	30	27.52%	21	19.27%	109	9	7.63%	118	0.38%
115	Returning Officer Ninderry Pre-Poll	9	31.03%	9	31.03%	9	31.03%	2	6.90%	29	2	6.45%	31	0.10%
116	Returning Officer Noosa Pre-Poll	0	0.00%	0	0.00%	0	0.00%	0	0.00%	0	0	0.00%	0	0.00%
117	Returning Officer Nudgee Pre-Poll	0	0.00%	0	0.00%	0	0.00%	0	0.00%	0	0	0.00%	0	0.00%
118	Returning Officer Oodgeroo Pre-Poll	0	0.00%	0	0.00%	0	0.00%	0	0.00%	0	0	0.00%	0	0.00%
119	Returning Officer Pine Rivers Pre-Poll	0	0.00%	0	0.00%	0	0.00%	0	0.00%	0	0	0.00%	0	0.00%
120	Returning Officer Pumicestone Pre-Poll	0	0.00%	1	50.00%	1	50.00%	0	0.00%	2	0	0.00%	2	0.01%
121	Returning Officer Redcliffe Pre-Poll	0	0.00%	0	0.00%	0	0.00%	0	0.00%	0	0	0.00%	0	0.00%
122	Returning Officer Redlands Pre-Poll	0	0.00%	0	0.00%	0	0.00%	0	0.00%	0	0	0.00%	0	0.00%
123	Returning Officer Rockhampton Pre-Poll	1	25.00%	2	50.00%	1	25.00%	0	0.00%	4	0	0.00%	4	0.01%
124	Returning Officer Sandgate Pre-Poll	0	0.00%	0	0.00%	0	0.00%	0	0.00%	0	0	0.00%	0	0.00%
125	Returning Officer Scenic Rim Pre-Poll	0	0.00%	0	0.00%	0	0.00%	0	0.00%	0	0	0.00%	0	0.00%
126	Returning Officer South Brisbane Pre-Poll	0	0.00%	0	0.00%	0	0.00%	0	0.00%	0	0	0.00%	0	0.00%
127	Returning Officer Southern Downs Pre-Poll	0	0.00%	0	0.00%	0	0.00%	0	0.00%	0	0	0.00%	0	0.00%
128	Returning Officer Southport Pre-Poll	0	0.00%	0	0.00%	0	0.00%	0	0.00%	0	0	0.00%	0	0.00%
129	Returning Officer Springwood Pre-Poll	0	0.00%	0	0.00%	2	100.00%	0	0.00%	2	0	0.00%	2	0.01%
130	Returning Officer Stafford Pre-Poll	2	100.00%	0	0.00%	0	0.00%	0	0.00%	2	0	0.00%	2	0.01%
131	Returning Officer Stretton Pre-Poll	0	0.00%	0	0.00%	0	0.00%	0	0.00%	0	0	0.00%	0	0.00%
132	Returning Officer Surfers Paradise Pre-Poll	0	0.00%	0	0.00%	0	0.00%	0	0.00%	0	0	0.00%	0	0.00%
133	Returning Officer Theodore Pre-Poll	1	100.00%	0	0.00%	0	0.00%	0	0.00%	1	0	0.00%	1	0.00%

134	Returning Officer Thuringowa Pre-Poll	0	0.00%	0	0.00%	0	0.00%	0	0.00%	0	0	0.00%	0	0.00%
135	Returning Officer Toohey Pre-Poll	0	0.00%	0	0.00%	0	0.00%	0	0.00%	0	0	0.00%	0	0.00%
136	Returning Officer Toowoomba North Pre-Poll	2	66.67%	0	0.00%	1	33.33%	0	0.00%	3	1	25.00%	4	0.01%
137	Returning Officer Toowoomba South Pre-Poll	1	33.33%	2	66.67%	0	0.00%	0	0.00%	3	0	0.00%	3	0.01%
138	Returning Officer Townsville Pre-Poll	0	0.00%	0	0.00%	0	0.00%	0	0.00%	0	0	0.00%	0	0.00%
139	Returning Officer Traeger Pre-Poll	0	0.00%	2	66.67%	0	0.00%	1	33.33%	3	0	0.00%	3	0.01%
140	Returning Officer Warrego Pre-Poll	1	50.00%	0	0.00%	1	50.00%	0	0.00%	2	0	0.00%	2	0.01%
141	Returning Officer Waterford Pre-Poll	0	0.00%	0	0.00%	0	0.00%	0	0.00%	0	0	0.00%	0	0.00%
142	Returning Officer Whitsunday Pre-Poll	0	0.00%	0	0.00%	1	100.00%	0	0.00%	1	0	0.00%	1	0.00%
143	Returning Officer Woodridge Pre-Poll	0	0.00%	0	0.00%	0	0.00%	0	0.00%	0	0	0.00%	0	0.00%
	Polling Booth Totals	**9,183**	**36.65%**	**5,597**	**22.34%**	**7,236**	**28.88%**	**3,042**	**12.14%**	**25,058**	**883**	**3.40%**	**25,941**	**84.56%**
	Postal, Special Postal, Unenrolled Votes	1,231	41.88%	630	21.44%	812	27.63%	266	9.05%	2,939	159	5.13%	3,098	10.10%
	Pre-Poll (In Person) Absent Votes	59	41.55%	36	25.35%	30	21.13%	17	11.97%	142	2	1.39%	144	0.47%
	Polling Day Absent Votes	381	29.77%	336	26.25%	319	24.92%	244	19.06%	1,280	42	3.18%	1,322	4.31%
	Declared Institution Votes	28	47.46%	10	16.95%	17	28.81%	4	6.78%	59	1	1.67%	60	0.20%
	Polling Day Declaration Votes	29	26.36%	29	26.36%	38	34.55%	14	12.73%	110	4	3.51%	114	0.37%
	Uncertain Identity	0	0.00%	0	0.00%	0	0.00%	0	0.00%	0	0	0.00%	0	0.00%
	Declaration and Pre-Poll Votes Totals	**1,728**	**38.15%**	**1,041**	**22.98%**	**1,216**	**26.84%**	**545**	**12.03%**	**4,530**	**208**	**4.39%**	**4,738**	**15.44%**
	Total First Preference Votes	**10,911**	**36.88%**	**6,638**	**22.43%**	**8,452**	**28.57%**	**3,587**	**12.12%**	**29,588**	**1,091**	**3.56%**	**30,679**	**100.00%**

Distribution of Preferences

Preference Distribution	* MICKELBERG Brent Votes	%	MACKENZIE Ken Votes	%	DICKSON Steve Votes	%	BURTON Tracy Votes	%	Votes remaining in count	Exhausted Votes	%	Total Formal Votes
First Preference Votes	10,911	36.88%	6,638	22.43%	8,452	28.57%	3,587	12.12%	29,588			29,588
BURTON Excluded (1st)	**804**	**22.41%**	**2,351**	**65.54%**	**432**	**12.04%**			**3,587**	**0**	**0.00%**	**3,587**
Total	11,715	39.59%	8,989	30.38%	8,884	30.03%			29,588	0	0.00%	29,588
DICKSON Excluded (2nd)	**6,454**	**72.65%**	**2,430**	**27.35%**					**8,884**	**0**	**0.00%**	**8,884**
District Total	**18,169**	**61.41%**	**11,419**	**38.59%**					**29,588**	**0**	**0.00%**	**29,588**

*** Indicates the winner**

08 - Electoral District of Bulimba

First Preference Votes Polled for each Candidate at each Polling Booth

Booth No.	Polling Booth	LE GOULLON Bernadette Votes	%	JELL Angus Votes	%	WARD Fiona LNP Votes	%	* FARMER Di ALP Votes	%	JODELL Felicity GRN Votes	%	Total Formal Votes	Informal Votes	%	Total Votes	% of Total Votes
1	Balmoral	25	2.05%	13	1.07%	405	33.22%	658	53.98%	118	9.68%	1,219	33	2.64%	1,252	3.77%
2	Bulimba	36	1.20%	44	1.47%	1,149	38.40%	1,395	46.62%	368	12.30%	2,992	87	2.83%	3,079	9.27%
3	Bulimba Heights	10	1.02%	9	0.92%	404	41.39%	469	48.05%	84	8.61%	976	22	2.20%	998	3.00%
4	Camp Hill	14	1.90%	9	1.22%	270	36.64%	336	45.59%	108	14.65%	737	31	4.04%	768	2.31%
5	Cannon Hill	45	1.78%	41	1.62%	732	29.00%	1,359	53.84%	347	13.75%	2,524	72	2.77%	2,596	7.81%
6	Carina	38	2.99%	18	1.42%	401	31.53%	642	50.47%	173	13.60%	1,272	54	4.07%	1,326	3.99%
7	Coorparoo	4	2.33%	3	1.74%	57	33.14%	66	38.37%	42	24.42%	172	9	4.97%	181	0.54%
8	Hawthorne	33	1.71%	17	0.88%	671	34.71%	925	47.85%	287	14.85%	1,933	89	4.40%	2,022	6.09%
9	Mayfield	13	2.50%	7	1.35%	174	33.46%	261	50.19%	65	12.50%	520	18	3.35%	538	1.62%
10	Morningside	40	2.02%	31	1.57%	539	27.26%	1,035	52.35%	332	16.79%	1,977	79	3.84%	2,056	6.19%
11	Murarrie	43	3.10%	25	1.80%	340	24.50%	841	60.59%	139	10.01%	1,388	46	3.21%	1,434	4.32%
12	Norman Park	24	1.62%	29	1.95%	552	37.17%	670	45.12%	210	14.14%	1,485	25	1.66%	1,510	4.55%
13	Norman Park School	24	1.70%	15	1.06%	503	35.55%	658	46.50%	215	15.19%	1,415	31	2.14%	1,446	4.35%
14	Seven Hills	19	1.88%	17	1.69%	287	28.47%	532	52.78%	153	15.18%	1,008	15	1.47%	1,023	3.08%
15	Brisbane CBD All-Districts Centre	1	1.69%	1	1.69%	15	25.42%	24	40.68%	18	30.51%	59	6	9.23%	65	0.20%
16	Bundaberg All-Districts Centre	0	0.00%	0	0.00%	0	0.00%	0	0.00%	0	0.00%	0	0	0.00%	0	0.00%
17	Burleigh All-Districts Centre	2	100.00%	0	0.00%	0	0.00%	0	0.00%	0	0.00%	2	1	33.33%	3	0.01%
18	Cairns All-Districts Centre	0	0.00%	0	0.00%	0	0.00%	1	100.00%	0	0.00%	1	0	0.00%	1	0.00%
19	East Brisbane All-Districts Centre	3	4.00%	1	1.33%	26	34.67%	32	42.67%	13	17.33%	75	2	2.60%	77	0.23%
20	Hervey Bay All-Districts Centre	0	0.00%	0	0.00%	2	100.00%	0	0.00%	0	0.00%	2	0	0.00%	2	0.01%
21	Mackay All-Districts Centre	0	0.00%	0	0.00%	0	0.00%	0	0.00%	0	0.00%	0	0	0.00%	0	0.00%
22	Maroochydore All-Districts Centre	0	0.00%	0	0.00%	3	75.00%	0	0.00%	1	25.00%	4	0	0.00%	4	0.01%
23	Morayfield All-Districts Centre	0	0.00%	0	0.00%	0	0.00%	0	0.00%	0	0.00%	0	0	0.00%	0	0.00%
24	Noosa All-Districts Centre	2	25.00%	0	0.00%	3	37.50%	2	25.00%	1	12.50%	8	0	0.00%	8	0.02%
25	Oodgeroo All-Districts Centre	1	16.67%	1	16.67%	2	33.33%	1	16.67%	1	16.67%	6	0	0.00%	6	0.02%
26	Redcliffe All-Districts Centre	1	50.00%	1	50.00%	0	0.00%	0	0.00%	0	0.00%	2	0	0.00%	2	0.01%
27	Southport All-Districts Centre	0	0.00%	0	0.00%	1	100.00%	0	0.00%	0	0.00%	1	0	0.00%	1	0.00%
28	Telephone Voting	1	50.00%	0	0.00%	1	50.00%	0	0.00%	0	0.00%	2	0	0.00%	2	0.01%
29	Townsville All-Districts Centre	0	0.00%	0	0.00%	0	0.00%	0	0.00%	0	0.00%	0	0	0.00%	0	0.00%
30	Vulture Street All-Districts Centre	4	8.51%	0	0.00%	17	36.17%	14	29.79%	12	25.53%	47	0	0.00%	47	0.14%
31	Woolloongabba All-Districts Centre	0	0.00%	0	0.00%	7	50.00%	4	28.57%	3	21.43%	14	0	0.00%	14	0.04%
32	Brisbane CBD All-Districts Centre Pre-Poll	16	1.13%	12	0.85%	506	35.71%	669	47.21%	214	15.10%	1,417	28	1.94%	1,445	4.35%
33	Bundaberg All-Districts Centre Pre-Poll	0	0.00%	0	0.00%	4	80.00%	1	20.00%	0	0.00%	5	0	0.00%	5	0.02%
34	Burleigh All-Districts Centre Pre-Poll	0	0.00%	0	0.00%	1	16.67%	2	33.33%	3	50.00%	6	0	0.00%	6	0.02%
35	Cairns All-Districts Centre Pre-Poll	0	0.00%	0	0.00%	2	40.00%	3	60.00%	0	0.00%	5	0	0.00%	5	0.02%
36	Electoral Visit	7	5.30%	3	2.27%	51	38.64%	64	48.48%	7	5.30%	132	5	3.65%	137	0.41%
37	Hervey Bay All-Districts Centre Pre-poll	0	0.00%	0	0.00%	3	75.00%	1	25.00%	0	0.00%	4	0	0.00%	4	0.01%
38	Mackay All-Districts Centre Pre-Poll	1	20.00%	1	20.00%	1	20.00%	0	0.00%	2	40.00%	5	0	0.00%	5	0.02%
39	Maroochydore All-Districts Centre Pre-Poll	0	0.00%	2	11.76%	9	52.94%	6	35.29%	0	0.00%	17	2	10.53%	19	0.06%
40	Morayfield All-Districts Centre Pre-poll	0	0.00%	1	16.67%	2	33.33%	0	0.00%	3	50.00%	6	0	0.00%	6	0.02%
41	Noosa All-Districts Centre Pre-Poll	2	16.67%	0	0.00%	4	33.33%	3	25.00%	3	25.00%	12	0	0.00%	12	0.04%
42	Oodgeroo All-Districts Centre Pre-Poll	0	0.00%	2	5.00%	14	35.00%	18	45.00%	6	15.00%	40	2	4.76%	42	0.13%
43	Redcliffe All-Districts Centre Pre-Poll	0	0.00%	0	0.00%	4	50.00%	3	37.50%	1	12.50%	8	0	0.00%	8	0.02%
44	Southport All-Districts Centre Pre-Poll	1	7.14%	1	7.14%	7	50.00%	5	35.71%	0	0.00%	14	0	0.00%	14	0.04%
45	Telephone Voting - Pre-poll	0	0.00%	1	11.11%	2	22.22%	6	66.67%	0	0.00%	9	0	0.00%	9	0.03%
46	Townsville All-Districts Centre Pre-Poll	0	0.00%	0	0.00%	3	37.50%	5	62.50%	0	0.00%	8	0	0.00%	8	0.02%
47	eAssist - Coorparoo Pre-Poll	3	3.30%	7	7.69%	42	46.15%	33	36.26%	6	6.59%	91	8	8.08%	99	0.30%
48	Returning Officer Bulimba Pre-Poll	46	1.39%	32	0.97%	1,300	39.25%	1,595	48.16%	339	10.24%	3,312	68	2.01%	3,380	10.17%
49	Returning Officer Algester Pre-Poll	0	0.00%	0	0.00%	0	0.00%	0	0.00%	0	0.00%	0	0	0.00%	0	0.00%
50	Returning Officer Aspley Pre-Poll	2	20.00%	1	10.00%	2	20.00%	3	30.00%	2	20.00%	10	1	9.09%	11	0.03%
51	Returning Officer Bancroft Pre-Poll	0	0.00%	1	50.00%	1	50.00%	0	0.00%	0	0.00%	2	0	0.00%	2	0.01%
52	Returning Officer Barron River Pre-Poll	0	0.00%	0	0.00%	0	0.00%	0	0.00%	0	0.00%	0	0	0.00%	0	0.00%
53	Returning Officer Bonney Pre-Poll	0	0.00%	1	100.00%	0	0.00%	0	0.00%	0	0.00%	1	0	0.00%	1	0.00%
54	Returning Officer Broadwater Pre-Poll	1	33.33%	0	0.00%	1	33.33%	0	0.00%	1	33.33%	3	0	0.00%	3	0.01%
55	Returning Officer Buderim Pre-Poll	0	0.00%	0	0.00%	1	33.33%	2	66.67%	0	0.00%	3	0	0.00%	3	0.01%
56	Returning Officer Bundaberg Pre-Poll	0	0.00%	0	0.00%	0	0.00%	0	0.00%	0	0.00%	0	0	0.00%	0	0.00%
57	Returning Officer Bundamba Pre-Poll	0	0.00%	0	0.00%	0	0.00%	1	100.00%	0	0.00%	1	0	0.00%	1	0.00%
58	Returning Officer Burdekin Pre-Poll	0	0.00%	0	0.00%	0	0.00%	1	100.00%	0	0.00%	1	0	0.00%	1	0.00%
59	Returning Officer Burleigh Pre-Poll	0	0.00%	0	0.00%	0	0.00%	0	0.00%	0	0.00%	0	0	0.00%	0	0.00%
60	Returning Officer Burnett Pre-Poll	0	0.00%	0	0.00%	0	0.00%	0	0.00%	0	0.00%	0	0	0.00%	0	0.00%
61	Returning Officer Cairns Pre-Poll	0	0.00%	0	0.00%	0	0.00%	0	0.00%	0	0.00%	0	0	0.00%	0	0.00%
62	Returning Officer Callide Pre-Poll	0	0.00%	0	0.00%	0	0.00%	0	0.00%	0	0.00%	0	0	0.00%	0	0.00%
63	Returning Officer Caloundra Pre-Poll	0	0.00%	0	0.00%	0	0.00%	1	50.00%	1	50.00%	2	0	0.00%	2	0.01%
64	Returning Officer Capalaba Pre-Poll	3	9.38%	1	3.13%	13	40.63%	13	40.63%	2	6.25%	32	2	5.88%	34	0.10%
65	Returning Officer Chatsworth Pre-Poll	4	4.08%	0	0.00%	44	44.90%	46	46.94%	4	4.08%	98	6	5.77%	104	0.31%
66	Returning Officer Clayfield Pre-Poll	0	0.00%	0	0.00%	13	50.00%	10	38.46%	3	11.54%	26	1	3.70%	27	0.08%
67	Returning Officer Condamine Pre-Poll	0	0.00%	0	0.00%	0	0.00%	0	0.00%	0	0.00%	0	0	0.00%	0	0.00%
68	Returning Officer Cook Pre-Poll	0	0.00%	0	0.00%	0	0.00%	0	0.00%	0	0.00%	0	0	0.00%	0	0.00%
69	Returning Officer Coomera Pre-Poll	0	0.00%	0	0.00%	0	0.00%	0	0.00%	0	0.00%	0	1	0.00%	1	0.00%
70	Returning Officer Cooper Pre-Poll	2	15.38%	1	7.69%	5	38.46%	5	38.46%	0	0.00%	13	1	7.14%	14	0.04%

71	Returning Officer Currumbin Pre-Poll	0	0.00%	0	0.00%	4	80.00%	1	20.00%	0	0.00%	5	0	0.00%	5	0.02%
72	Returning Officer Everton Pre-Poll	0	0.00%	0	0.00%	0	0.00%	0	0.00%	1	100.00%	1	0	0.00%	1	0.00%
73	Returning Officer Ferny Grove Pre-Poll	0	0.00%	1	50.00%	0	0.00%	0	0.00%	1	50.00%	2	0	0.00%	2	0.01%
74	Returning Officer Gaven Pre-Poll	0	0.00%	0	0.00%	0	0.00%	0	0.00%	1	100.00%	1	1	50.00%	2	0.01%
75	Returning Officer Gladstone Pre-Poll	0	0.00%	0	0.00%	1	33.33%	2	66.67%	0	0.00%	3	0	0.00%	3	0.01%
76	Returning Officer Glass House Pre-Poll	0	0.00%	0	0.00%	0	0.00%	0	0.00%	1	100.00%	1	0	0.00%	1	0.00%
77	Returning Officer Greenslopes Pre-Poll	2	1.44%	0	0.00%	61	43.88%	59	42.45%	17	12.23%	139	0	0.00%	139	0.42%
78	Returning Officer Gregory Pre-Poll	0	0.00%	0	0.00%	0	0.00%	0	0.00%	0	0.00%	0	0	0.00%	0	0.00%
79	Returning Officer Gympie Pre-Poll	0	0.00%	1	33.33%	1	33.33%	1	33.33%	0	0.00%	3	0	0.00%	3	0.01%
80	Returning Officer Hervey Bay Pre-Poll	0	0.00%	0	0.00%	0	0.00%	0	0.00%	0	0.00%	0	0	0.00%	0	0.00%
81	Returning Officer Hill Pre-Poll	0	0.00%	0	0.00%	0	0.00%	1	100.00%	0	0.00%	1	0	0.00%	1	0.00%
82	Returning Officer Hinchinbrook Pre-Poll	0	0.00%	0	0.00%	0	0.00%	0	0.00%	0	0.00%	0	0	0.00%	0	0.00%
83	Returning Officer Inala Pre-Poll	0	0.00%	0	0.00%	1	33.33%	2	66.67%	0	0.00%	3	1	25.00%	4	0.01%
84	Returning Officer Ipswich Pre-Poll	1	20.00%	1	20.00%	0	0.00%	2	40.00%	1	20.00%	5	0	0.00%	5	0.02%
85	Returning Officer Ipswich West Pre-Poll	0	0.00%	0	0.00%	0	0.00%	0	0.00%	0	0.00%	0	0	0.00%	0	0.00%
86	Returning Officer Jordan Pre-Poll	1	14.29%	1	14.29%	3	42.86%	1	14.29%	1	14.29%	7	0	0.00%	7	0.02%
87	Returning Officer Kawana Pre-Poll	0	0.00%	0	0.00%	1	33.33%	2	66.67%	0	0.00%	3	1	25.00%	4	0.01%
88	Returning Officer Keppel Pre-Poll	0	0.00%	0	0.00%	0	0.00%	0	0.00%	0	0.00%	0	0	0.00%	0	0.00%
89	Returning Officer Kurwongbah Pre-Poll	0	0.00%	0	0.00%	0	0.00%	2	100.00%	0	0.00%	2	0	0.00%	2	0.01%
90	Returning Officer Lockyer Pre-Poll	0	0.00%	0	0.00%	0	0.00%	0	0.00%	0	0.00%	0	0	0.00%	0	0.00%
91	Returning Officer Logan Pre-Poll	1	100.00%	0	0.00%	0	0.00%	0	0.00%	0	0.00%	1	0	0.00%	1	0.00%
92	Returning Officer Lytton Pre-Poll	3	6.12%	1	2.04%	17	34.69%	26	53.06%	2	4.08%	49	4	7.55%	53	0.16%
93	Returning Officer Macalister Pre-Poll	0	0.00%	0	0.00%	0	0.00%	0	0.00%	0	0.00%	0	0	0.00%	0	0.00%
94	Returning Officer Mackay Pre-Poll	0	0.00%	0	0.00%	0	0.00%	0	0.00%	0	0.00%	0	0	0.00%	0	0.00%
95	Returning Officer Maiwar Pre-Poll	0	0.00%	0	0.00%	3	75.00%	1	25.00%	0	0.00%	4	0	0.00%	4	0.01%
96	Returning Officer Mansfield Pre-Poll	2	9.09%	1	4.55%	8	36.36%	7	31.82%	4	18.18%	22	0	0.00%	22	0.07%
97	Returning Officer Maroochydore Pre-Poll	0	0.00%	0	0.00%	0	0.00%	0	0.00%	0	0.00%	0	0	0.00%	0	0.00%
98	Returning Officer Maryborough Pre-Poll	0	0.00%	0	0.00%	1	50.00%	1	50.00%	0	0.00%	2	0	0.00%	2	0.01%
99	Returning Officer Mcconnel Pre-Poll	0	0.00%	0	0.00%	6	30.00%	9	45.00%	5	25.00%	20	3	13.04%	23	0.07%
100	Returning Officer Mermaid Beach Pre-Poll	0	0.00%	0	0.00%	2	66.67%	1	33.33%	0	0.00%	3	0	0.00%	3	0.01%
101	Returning Officer Miller Pre-Poll	0	0.00%	0	0.00%	1	12.50%	7	87.50%	0	0.00%	8	0	0.00%	8	0.02%
102	Returning Officer Mirani Pre-Poll	0	0.00%	0	0.00%	0	0.00%	0	0.00%	0	0.00%	0	0	0.00%	0	0.00%
103	Returning Officer Moggill Pre-Poll	0	0.00%	0	0.00%	0	0.00%	1	50.00%	1	50.00%	2	0	0.00%	2	0.01%
104	Returning Officer Morayfield Pre-Poll	0	0.00%	0	0.00%	0	0.00%	0	0.00%	0	0.00%	0	0	0.00%	0	0.00%
105	Returning Officer Mount Ommaney Pre-Poll	0	0.00%	0	0.00%	3	60.00%	2	40.00%	0	0.00%	5	0	0.00%	5	0.02%
106	Returning Officer Mudgeeraba Pre-Poll	0	0.00%	0	0.00%	0	0.00%	0	0.00%	0	0.00%	0	0	0.00%	0	0.00%
107	Returning Officer Mulgrave Pre-Poll	0	0.00%	0	0.00%	0	0.00%	0	0.00%	0	0.00%	0	0	0.00%	0	0.00%
108	Returning Officer Mundingburra Pre-Poll	0	0.00%	0	0.00%	0	0.00%	0	0.00%	0	0.00%	0	0	0.00%	0	0.00%
109	Returning Officer Murrumba Pre-Poll	1	50.00%	0	0.00%	0	0.00%	1	50.00%	0	0.00%	2	0	0.00%	2	0.01%
110	Returning Officer Nanango Pre-Poll	0	0.00%	0	0.00%	0	0.00%	0	0.00%	1	100.00%	1	0	0.00%	1	0.00%
111	Returning Officer Nicklin Pre-Poll	0	0.00%	1	50.00%	1	50.00%	0	0.00%	0	0.00%	2	1	33.33%	3	0.01%
112	Returning Officer Ninderry Pre-Poll	0	0.00%	0	0.00%	0	0.00%	1	50.00%	1	50.00%	2	0	0.00%	2	0.01%
113	Returning Officer Noosa Pre-Poll	0	0.00%	0	0.00%	0	0.00%	0	0.00%	0	0.00%	0	0	0.00%	0	0.00%
114	Returning Officer Nudgee Pre-Poll	1	14.29%	0	0.00%	4	57.14%	2	28.57%	0	0.00%	7	0	0.00%	7	0.02%
115	Returning Officer Oodgeroo Pre-Poll	0	0.00%	0	0.00%	0	0.00%	0	0.00%	0	0.00%	0	0	0.00%	0	0.00%
116	Returning Officer Pine Rivers Pre-Poll	0	0.00%	1	33.33%	2	66.67%	0	0.00%	0	0.00%	3	0	0.00%	3	0.01%
117	Returning Officer Pumicestone Pre-Poll	0	0.00%	0	0.00%	0	0.00%	0	0.00%	0	0.00%	0	1	0.00%	1	0.00%
118	Returning Officer Redcliffe Pre-Poll	0	0.00%	0	0.00%	0	0.00%	0	0.00%	0	0.00%	0	0	0.00%	0	0.00%
119	Returning Officer Redlands Pre-Poll	0	0.00%	0	0.00%	2	50.00%	2	50.00%	0	0.00%	4	0	0.00%	4	0.01%
120	Returning Officer Rockhampton Pre-Poll	0	0.00%	0	0.00%	1	100.00%	0	0.00%	0	0.00%	1	0	0.00%	1	0.00%
121	Returning Officer Sandgate Pre-Poll	0	0.00%	0	0.00%	0	0.00%	2	100.00%	0	0.00%	2	1	33.33%	3	0.01%
122	Returning Officer Scenic Rim Pre-Poll	0	0.00%	0	0.00%	0	0.00%	0	0.00%	0	0.00%	0	0	0.00%	0	0.00%
123	Returning Officer South Brisbane Pre-Poll	1	4.17%	0	0.00%	14	58.33%	8	33.33%	1	4.17%	24	0	0.00%	24	0.07%
124	Returning Officer Southern Downs Pre-Poll	0	0.00%	0	0.00%	1	50.00%	1	50.00%	0	0.00%	2	1	33.33%	3	0.01%
125	Returning Officer Southport Pre-Poll	0	0.00%	0	0.00%	0	0.00%	0	0.00%	0	0.00%	0	0	0.00%	0	0.00%
126	Returning Officer Springwood Pre-Poll	0	0.00%	2	18.18%	2	18.18%	4	36.36%	3	27.27%	11	1	8.33%	12	0.04%
127	Returning Officer Stafford Pre-Poll	0	0.00%	2	33.33%	2	33.33%	2	33.33%	0	0.00%	6	0	0.00%	6	0.02%
128	Returning Officer Stretton Pre-Poll	1	9.09%	1	9.09%	4	36.36%	3	27.27%	2	18.18%	11	0	0.00%	11	0.03%
129	Returning Officer Surfers Paradise Pre-Poll	0	0.00%	0	0.00%	2	100.00%	0	0.00%	0	0.00%	2	0	0.00%	2	0.01%
130	Returning Officer Theodore Pre-Poll	0	0.00%	0	0.00%	0	0.00%	0	0.00%	0	0.00%	0	0	0.00%	0	0.00%
131	Returning Officer Thuringowa Pre-Poll	0	0.00%	0	0.00%	0	0.00%	0	0.00%	0	0.00%	0	0	0.00%	0	0.00%
132	Returning Officer Toohey Pre-Poll	0	0.00%	0	0.00%	0	0.00%	3	60.00%	2	40.00%	5	1	16.67%	6	0.02%
133	Returning Officer Toowoomba North Pre-Poll	0	0.00%	0	0.00%	2	66.67%	0	0.00%	1	33.33%	3	0	0.00%	3	0.01%
134	Returning Officer Toowoomba South Pre-Poll	0	0.00%	0	0.00%	3	100.00%	0	0.00%	0	0.00%	3	0	0.00%	3	0.01%
135	Returning Officer Townsville Pre-Poll	0	0.00%	0	0.00%	0	0.00%	0	0.00%	0	0.00%	0	0	0.00%	0	0.00%
136	Returning Officer Traeger Pre-Poll	0	0.00%	0	0.00%	1	100.00%	0	0.00%	0	0.00%	1	0	0.00%	1	0.00%
137	Returning Officer Warrego Pre-Poll	0	0.00%	0	0.00%	0	0.00%	0	0.00%	0	0.00%	0	0	0.00%	0	0.00%
138	Returning Officer Waterford Pre-Poll	0	0.00%	0	0.00%	0	0.00%	0	0.00%	0	0.00%	0	0	0.00%	0	0.00%
139	Returning Officer Whitsunday Pre-Poll	0	0.00%	2	33.33%	0	0.00%	3	50.00%	1	16.67%	6	0	0.00%	6	0.02%
140	Returning Officer Woodridge Pre-Poll	1	20.00%	0	0.00%	2	40.00%	2	40.00%	0	0.00%	5	0	0.00%	5	0.02%
	Polling Booth Totals	**486**	**1.90%**	**364**	**1.43%**	**8,752**	**34.30%**	**12,583**	**49.31%**	**3,334**	**13.06%**	**25,519**	**761**	**2.90%**	**26,280**	**79.10%**
	Postal, Special Postal, Unenrolled Votes	80	1.84%	58	1.33%	1,649	37.83%	2,174	49.87%	398	9.13%	4,359	287	6.18%	4,646	13.98%
	Pre-Poll (In Person) Absent Votes	1	1.04%	1	1.04%	34	35.42%	48	50.00%	12	12.50%	96	3	3.03%	99	0.30%
	Polling Day Absent Votes	71	3.69%	46	2.39%	585	30.41%	782	40.64%	440	22.87%	1,924	81	4.04%	2,005	6.04%
	Declared Institution Votes	2	3.23%	1	1.61%	16	25.81%	35	56.45%	8	12.90%	62	7	10.14%	69	0.21%
	Polling Day Declaration Votes	2	1.64%	1	0.82%	44	36.07%	56	45.90%	19	15.57%	122	1	0.81%	123	0.37%
	Uncertain Identity	0	0.00%	0	0.00%	0	0.00%	0	0.00%	0	0.00%	0	0	0.00%	0	0.00%

Statistical Reports

Declaration and Pre-Poll Votes Totals	**156**	**2.38%**	**107**	**1.63%**	**2,328**	**35.47%**	**3,095**	**47.16%**	**877**	**13.36%**	**6,563**	**379**	**5.46%**	**6,942**	**20.90%**
Total First Preference Votes	**642**	**2.00%**	**471**	**1.47%**	**11,080**	**34.54%**	**15,678**	**48.87%**	**4,211**	**13.13%**	**32,082**	**1,140**	**3.43%**	**33,222**	**100.00%**

Distribution of Preferences

	LE GOULLON Bernadette		JELL Angus		WARD Fiona		* FARMER Di		JODELL Felicity		Votes remaining in count	Exhausted		Total Formal Votes
Preference Distribution	**Votes**	**%**	**Votes**	**%**	**Votes**	**%**	**Votes**	**%**	**Votes**	**%**		**Votes**	**%**	
First Preference Votes	642	2.00%	471	1.47%	11,080	34.54%	15,678	48.87%	4,211	13.13%	32,082			32,082
JELL Excluded (1st)	**287**	**60.93%**			**81**	**17.20%**	**56**	**11.89%**	**47**	**9.98%**	**471**	**0**	**0.00%**	**471**
Total	929	2.90%			11,161	34.79%	15,734	49.04%	4,258	13.27%	32,082	0	0.00%	32,082
LE GOULLON Excluded (2nd)					**485**	**52.21%**	**161**	**17.33%**	**283**	**30.46%**	**929**	**0**	**0.00%**	**929**
Total					11,646	36.30%	15,895	49.54%	4,541	14.15%	32,082	0	0.00%	32,082
JODELL Excluded (3rd)					**937**	**20.63%**	**3,604**	**79.37%**			**4,541**	**0**	**0.00%**	**4,541**
District Total					**12,583**	**39.22%**	**19,499**	**60.78%**			**32,082**	**0**	**0.00%**	**32,082**

*** Indicates the winner**

09 - Electoral District of Bundaberg

First Preference Votes Polled for each Candidate at each Polling Booth

Booth No.	Polling Booth	CORBETT Alan		SMITH Richard William		GLASS Richard		BUCHANAN Marianne GRN		DONALDSON Leanne ALP		* BATT David LNP		TRUSCOTT Jane ONP		Total Formal Votes	Informal		Total Votes	% of Total Votes
		Votes	%	Votes	%	Votes	%	Votes	%	Votes	%	Votes	%	Votes	%		Votes	%		
1	Avoca	33	2.53%	11	0.84%	15	1.15%	35	2.68%	480	36.75%	493	37.75%	239	18.30%	1,306	81	5.84%	1,387	4.44%
2	Branyan	14	1.70%	6	0.73%	5	0.61%	25	3.04%	225	27.37%	337	41.00%	210	25.55%	822	56	6.38%	878	2.81%
3	Bundaberg Central	10	2.37%	4	0.95%	6	1.42%	16	3.79%	168	39.81%	133	31.52%	85	20.14%	422	38	8.26%	460	1.47%
4	Bundaberg East	31	2.42%	13	1.02%	14	1.09%	49	3.83%	426	33.31%	490	38.31%	256	20.02%	1,279	82	6.02%	1,361	4.35%
5	Bundaberg North	23	3.07%	6	0.80%	7	0.93%	28	3.73%	224	29.87%	281	37.47%	181	24.13%	750	47	5.90%	797	2.55%
6	Bundaberg South	20	1.54%	8	0.61%	22	1.69%	62	4.77%	522	40.12%	401	30.82%	266	20.45%	1,301	69	5.04%	1,370	4.38%
7	Bundaberg West	15	2.15%	13	1.86%	13	1.86%	32	4.58%	265	37.97%	204	29.23%	156	22.35%	698	52	6.93%	750	2.40%
8	Kalkie	10	1.87%	2	0.37%	4	0.75%	37	6.92%	181	33.83%	210	39.25%	91	17.01%	535	28	4.97%	563	1.80%
9	Kepnock	30	2.67%	14	1.25%	18	1.60%	42	3.74%	442	39.39%	360	32.09%	216	19.25%	1,122	64	5.40%	1,186	3.79%
10	Millbank	15	1.71%	4	0.46%	6	0.68%	33	3.76%	351	39.98%	281	32.00%	188	21.41%	878	42	4.57%	920	2.94%
11	North Bundaberg	26	3.22%	5	0.62%	8	0.99%	27	3.35%	271	33.58%	263	32.59%	207	25.65%	807	66	7.56%	873	2.79%
12	Norville	44	3.28%	11	0.82%	9	0.67%	65	4.85%	540	40.30%	402	30.00%	269	20.07%	1,340	73	5.17%	1,413	4.52%
13	Thabeban	39	3.32%	9	0.77%	17	1.45%	52	4.42%	405	34.44%	356	30.27%	298	25.34%	1,176	71	5.69%	1,247	3.99%
14	Walkervale	23	2.09%	12	1.09%	10	0.91%	54	4.92%	450	40.98%	298	27.14%	251	22.86%	1,098	81	6.87%	1,179	3.77%
15	Woongarra	4	2.68%	2	1.34%	1	0.67%	10	6.71%	35	23.49%	59	39.60%	38	25.50%	149	6	3.87%	155	0.50%
16	Brisbane CBD All-Districts Centre	0	0.00%	0	0.00%	0	0.00%	0	0.00%	4	66.67%	2	33.33%	0	0.00%	6	0	0.00%	6	0.02%
17	Bundaberg All-Districts Centre	11	2.95%	5	1.34%	10	2.68%	19	5.09%	117	31.37%	131	35.12%	80	21.45%	373	31	7.67%	404	1.29%
18	Burleigh All-Districts Centre	0	0.00%	0	0.00%	0	0.00%	0	0.00%	0	0.00%	0	0.00%	0	0.00%	0	0	0.00%	0	0.00%
19	Cairns All-Districts Centre	0	0.00%	0	0.00%	0	0.00%	0	0.00%	0	0.00%	0	0.00%	0	0.00%	0	0	0.00%	0	0.00%
20	East Brisbane All-Districts Centre	0	0.00%	0	0.00%	0	0.00%	0	0.00%	0	0.00%	0	0.00%	0	0.00%	0	0	0.00%	0	0.00%
21	Hervey Bay All-Districts Centre	0	0.00%	0	0.00%	0	0.00%	0	0.00%	0	0.00%	1	100.00%	0	0.00%	1	0	0.00%	1	0.00%
22	Mackay All-Districts Centre	0	0.00%	0	0.00%	0	0.00%	0	0.00%	0	0.00%	0	0.00%	0	0.00%	0	0	0.00%	0	0.00%
23	Maroochydore All-Districts Centre	0	0.00%	0	0.00%	0	0.00%	0	0.00%	0	0.00%	0	0.00%	0	0.00%	0	0	0.00%	0	0.00%
24	Morayfield All-Districts Centre	0	0.00%	0	0.00%	0	0.00%	0	0.00%	0	0.00%	0	0.00%	0	0.00%	0	0	0.00%	0	0.00%
25	Noosa All-Districts Centre	0	0.00%	0	0.00%	0	0.00%	0	0.00%	0	0.00%	0	0.00%	0	0.00%	0	0	0.00%	0	0.00%
26	Oodgeroo All-Districts Centre	0	0.00%	0	0.00%	0	0.00%	0	0.00%	0	0.00%	0	0.00%	0	0.00%	0	0	0.00%	0	0.00%
27	Redcliffe All-Districts Centre	0	0.00%	0	0.00%	0	0.00%	0	0.00%	0	0.00%	0	0.00%	0	0.00%	0	0	0.00%	0	0.00%
28	Southport All-Districts Centre	0	0.00%	0	0.00%	0	0.00%	0	0.00%	0	0.00%	0	0.00%	0	0.00%	0	0	0.00%	0	0.00%
29	Telephone Voting	0	0.00%	0	0.00%	0	0.00%	2	28.57%	2	28.57%	2	28.57%	1	14.29%	7	0	0.00%	7	0.02%
30	Townsville All-Districts Centre	0	0.00%	0	0.00%	0	0.00%	0	0.00%	0	0.00%	0	0.00%	0	0.00%	0	0	0.00%	0	0.00%
31	Vulture Street All-Districts Centre	0	0.00%	0	0.00%	0	0.00%	0	0.00%	0	0.00%	0	0.00%	0	0.00%	0	0	0.00%	0	0.00%
32	Woolloongabba All-Districts Centre	0	0.00%	0	0.00%	0	0.00%	0	0.00%	0	0.00%	0	0.00%	0	0.00%	0	0	0.00%	0	0.00%
33	Brisbane CBD All-Districts Centre Pre-Poll	0	0.00%	1	6.67%	0	0.00%	0	0.00%	3	20.00%	9	60.00%	2	13.33%	15	0	0.00%	15	0.05%
34	Bundaberg All-Districts Centre Pre-Poll	202	1.71%	74	0.63%	93	0.79%	282	2.39%	3,832	32.49%	4,485	38.03%	2,825	23.95%	11,793	413	3.38%	12,206	39.05%
35	Burleigh All-Districts Centre Pre-Poll	0	0.00%	0	0.00%	0	0.00%	1	25.00%	0	0.00%	3	75.00%	0	0.00%	4	0	0.00%	4	0.01%
36	Cairns All-Districts Centre Pre-Poll	0	0.00%	0	0.00%	0	0.00%	0	0.00%	0	0.00%	1	20.00%	4	80.00%	5	0	0.00%	5	0.02%
37	Electoral Visit	15	5.73%	2	0.76%	3	1.15%	6	2.29%	93	35.50%	101	38.55%	42	16.03%	262	14	5.07%	276	0.88%
38	Hervey Bay All-Districts Centre Pre-poll	2	13.33%	1	6.67%	0	0.00%	1	6.67%	3	20.00%	3	20.00%	5	33.33%	15	0	0.00%	15	0.05%
39	Mackay All-Districts Centre Pre-Poll	0	0.00%	0	0.00%	1	16.67%	1	16.67%	1	16.67%	2	33.33%	1	16.67%	6	2	25.00%	8	0.03%
40	Maroochydore All-Districts Centre Pre-Poll	0	0.00%	0	0.00%	0	0.00%	0	0.00%	2	22.22%	4	44.44%	3	33.33%	9	1	10.00%	10	0.03%
41	Morayfield All-Districts Centre Pre-poll	0	0.00%	0	0.00%	0	0.00%	1	20.00%	1	20.00%	1	20.00%	2	40.00%	5	1	16.67%	6	0.02%
42	Noosa All-Districts Centre Pre-Poll	0	0.00%	1	100.00%	0	0.00%	0	0.00%	0	0.00%	0	0.00%	0	0.00%	1	0	0.00%	1	0.00%
43	Oodgeroo All-Districts Centre Pre-Poll	0	0.00%	0	0.00%	0	0.00%	0	0.00%	0	0.00%	2	66.67%	1	33.33%	3	0	0.00%	3	0.01%
44	Redcliffe All-Districts Centre Pre-Poll	0	0.00%	0	0.00%	0	0.00%	1	25.00%	1	25.00%	2	50.00%	0	0.00%	4	1	20.00%	5	0.02%
45	Southport All-Districts Centre Pre-Poll	0	0.00%	0	0.00%	0	0.00%	0	0.00%	1	25.00%	2	50.00%	1	25.00%	4	0	0.00%	4	0.01%
46	Telephone Voting - Pre-poll	0	0.00%	0	0.00%	0	0.00%	0	0.00%	0	0.00%	0	0.00%	0	0.00%	0	0	0.00%	0	0.00%
47	Townsville All-Districts Centre Pre-Poll	0	0.00%	0	0.00%	1	7.69%	0	0.00%	3	23.08%	8	61.54%	1	7.69%	13	0	0.00%	13	0.04%
48	eAssist - Coorparoo Pre-Poll	0	0.00%	0	0.00%	0	0.00%	0	0.00%	0	0.00%	0	0.00%	0	0.00%	0	0	0.00%	0	0.00%
49	Returning Officer Bundaberg Pre-Poll	0	0.00%	0	0.00%	0	0.00%	0	0.00%	0	0.00%	0	0.00%	0	0.00%	0	0	0.00%	0	0.00%
50	Returning Officer Algester Pre-Poll	0	0.00%	0	0.00%	0	0.00%	0	0.00%	0	0.00%	0	0.00%	0	0.00%	0	0	0.00%	0	0.00%
51	Returning Officer Aspley Pre-Poll	0	0.00%	0	0.00%	0	0.00%	0	0.00%	0	0.00%	0	0.00%	1	100.00%	1	0	0.00%	1	0.00%
52	Returning Officer Bancroft Pre-Poll	0	0.00%	0	0.00%	0	0.00%	0	0.00%	0	0.00%	1	100.00%	0	0.00%	1	0	0.00%	1	0.00%
53	Returning Officer Barron River Pre-Poll	0	0.00%	0	0.00%	0	0.00%	0	0.00%	0	0.00%	0	0.00%	0	0.00%	0	0	0.00%	0	0.00%
54	Returning Officer Bonney Pre-Poll	0	0.00%	0	0.00%	0	0.00%	0	0.00%	0	0.00%	0	0.00%	0	0.00%	0	0	0.00%	0	0.00%
55	Returning Officer Broadwater Pre-Poll	0	0.00%	0	0.00%	0	0.00%	0	0.00%	0	0.00%	0	0.00%	0	0.00%	0	0	0.00%	0	0.00%
56	Returning Officer Buderim Pre-Poll	0	0.00%	0	0.00%	0	0.00%	1	16.67%	1	16.67%	1	16.67%	3	50.00%	6	0	0.00%	6	0.02%
57	Returning Officer Bulimba Pre-Poll	0	0.00%	0	0.00%	0	0.00%	0	0.00%	0	0.00%	0	0.00%	0	0.00%	0	0	0.00%	0	0.00%
58	Returning Officer Bundamba Pre-Poll	0	0.00%	0	0.00%	0	0.00%	0	0.00%	0	0.00%	0	0.00%	1	100.00%	1	0	0.00%	1	0.00%
59	Returning Officer Burdekin Pre-Poll	0	0.00%	0	0.00%	0	0.00%	0	0.00%	0	0.00%	0	0.00%	1	100.00%	1	0	0.00%	1	0.00%
60	Returning Officer Burleigh Pre-Poll	0	0.00%	0	0.00%	0	0.00%	0	0.00%	0	0.00%	0	0.00%	0	0.00%	0	0	0.00%	0	0.00%
61	Returning Officer Burnett Pre-Poll	0	0.00%	0	0.00%	0	0.00%	0	0.00%	0	0.00%	0	0.00%	0	0.00%	0	0	0.00%	0	0.00%
62	Returning Officer Cairns Pre-Poll	0	0.00%	0	0.00%	0	0.00%	0	0.00%	0	0.00%	0	0.00%	0	0.00%	0	0	0.00%	0	0.00%
63	Returning Officer Callide Pre-Poll	0	0.00%	0	0.00%	0	0.00%	0	0.00%	0	0.00%	2	100.00%	0	0.00%	2	0	0.00%	2	0.01%
64	Returning Officer Caloundra Pre-Poll	0	0.00%	0	0.00%	0	0.00%	0	0.00%	0	0.00%	1	50.00%	1	50.00%	2	0	0.00%	2	0.01%
65	Returning Officer Capalaba Pre-Poll	0	0.00%	0	0.00%	0	0.00%	0	0.00%	0	0.00%	0	0.00%	0	0.00%	0	0	0.00%	0	0.00%
66	Returning Officer Chatsworth Pre-Poll	0	0.00%	0	0.00%	0	0.00%	0	0.00%	0	0.00%	0	0.00%	0	0.00%	0	0	0.00%	0	0.00%
67	Returning Officer Clayfield Pre-Poll	0	0.00%	0	0.00%	0	0.00%	0	0.00%	0	0.00%	0	0.00%	0	0.00%	0	0	0.00%	0	0.00%
68	Returning Officer Condamine Pre-Poll	0	0.00%	0	0.00%	0	0.00%	0	0.00%	0	0.00%	0	0.00%	0	0.00%	0	0	0.00%	0	0.00%
69	Returning Officer Cook Pre-Poll	0	0.00%	0	0.00%	0	0.00%	0	0.00%	0	0.00%	0	0.00%	0	0.00%	0	0	0.00%	0	0.00%
70	Returning Officer Coomera Pre-Poll	0	0.00%	0	0.00%	0	0.00%	0	0.00%	0	0.00%	0	0.00%	0	0.00%	0	0	0.00%	0	0.00%
71	Returning Officer Cooper Pre-Poll	0	0.00%	0	0.00%	0	0.00%	0	0.00%	0	0.00%	0	0.00%	0	0.00%	0	0	0.00%	0	0.00%
72	Returning Officer Currumbin Pre-Poll	0	0.00%	0	0.00%	0	0.00%	0	0.00%	2	100.00%	0	0.00%	0	0.00%	2	0	0.00%	2	0.01%
73	Returning Officer Everton Pre-Poll	0	0.00%	0	0.00%	0	0.00%	0	0.00%	0	0.00%	0	0.00%	0	0.00%	0	0	0.00%	0	0.00%
74	Returning Officer Ferny Grove Pre-Poll	0	0.00%	1	100.00%	0	0.00%	0	0.00%	0	0.00%	0	0.00%	0	0.00%	1	0	0.00%	1	0.00%
75	Returning Officer Gaven Pre-Poll	0	0.00%	0	0.00%	0	0.00%	0	0.00%	0	0.00%	0	0.00%	1	100.00%	1	0	0.00%	1	0.00%
76	Returning Officer Gladstone Pre-Poll	1	8.33%	0	0.00%	0	0.00%	3	25.00%	6	50.00%	0	0.00%	2	16.67%	12	1	7.69%	13	0.04%
77	Returning Officer Glass House Pre-Poll	0	0.00%	0	0.00%	0	0.00%	0	0.00%	0	0.00%	0	0.00%	0	0.00%	0	0	0.00%	0	0.00%
78	Returning Officer Greenslopes Pre-Poll	0	0.00%	0	0.00%	0	0.00%	0	0.00%	0	0.00%	0	0.00%	0	0.00%	0	0	0.00%	0	0.00%
79	Returning Officer Gregory Pre-Poll	1	33.33%	0	0.00%	0	0.00%	0	0.00%	1	33.33%	0	0.00%	1	33.33%	3	0	0.00%	3	0.01%
80	Returning Officer Gympie Pre-Poll	0	0.00%	0	0.00%	0	0.00%	0	0.00%	1	25.00%	2	50.00%	1	25.00%	4	0	0.00%	4	0.01%
81	Returning Officer Hervey Bay Pre-Poll	0	0.00%	0	0.00%	0	0.00%	0	0.00%	0	0.00%	0	0.00%	0	0.00%	0	0	0.00%	0	0.00%
82	Returning Officer Hill Pre-Poll	0	0.00%	0	0.00%	0	0.00%	0	0.00%	0	0.00%	0	0.00%	0	0.00%	0	0	0.00%	0	0.00%
83	Returning Officer Hinchinbrook Pre-Poll	0	0.00%	0	0.00%	0	0.00%	0	0.00%	0	0.00%	0	0.00%	0	0.00%	0	0	0.00%	0	0.00%
84	Returning Officer Inala Pre-Poll	0	0.00%	0	0.00%	0	0.00%	0	0.00%	0	0.00%	6	100.00%	0	0.00%	6	0	0.00%	6	0.02%
85	Returning Officer Ipswich Pre-Poll	0	0.00%	0	0.00%	0	0.00%	0	0.00%	2	28.57%	4	57.14%	1	14.29%	7	0	0.00%	7	0.02%
86	Returning Officer Ipswich West Pre-Poll	0	0.00%	0	0.00%	0	0.00%	0	0.00%	0	0.00%	0	0.00%	0	0.00%	0	0	0.00%	0	0.00%
87	Returning Officer Jordan Pre-Poll	0	0.00%	0	0.00%	0	0.00%	0	0.00%	0	0.00%	0	0.00%	0	0.00%	0	0	0.00%	0	0.00%
88	Returning Officer Kawana Pre-Poll	0	0.00%	0	0.00%	0	0.00%	0	0.00%	0	0.00%	1	100.00%	0	0.00%	1	0	0.00%	1	0.00%
89	Returning Officer Keppel Pre-Poll	0	0.00%	0	0.00%	1	14.29%	0	0.00%	2	28.57%	3	42.86%	1	14.29%	7	0	0.00%	7	0.02%

Statistical Reports

90	Returning Officer Kurwongbah Pre-Poll	0	0.00%	0	0.00%	0	0.00%	1	33.33%	2	66.67%	0	0.00%	0	0.00%	3	0	0.00%	3	0.01%
91	Returning Officer Lockyer Pre-Poll	0	0.00%	0	0.00%	0	0.00%	0	0.00%	0	0.00%	0	0.00%	0	0.00%	0	0	0.00%	0	0.00%
92	Returning Officer Logan Pre-Poll	0	0.00%	0	0.00%	0	0.00%	0	0.00%	0	0.00%	0	0.00%	2	100.00%	2	0	0.00%	2	0.01%
93	Returning Officer Lytton Pre-Poll	0	0.00%	0	0.00%	0	0.00%	0	0.00%	0	0.00%	0	0.00%	1	100.00%	1	0	0.00%	1	0.00%
94	Returning Officer Macalister Pre-Poll	0	0.00%	0	0.00%	0	0.00%	0	0.00%	0	0.00%	0	0.00%	0	0.00%	0	0	0.00%	0	0.00%
95	Returning Officer Mackay Pre-Poll	0	0.00%	0	0.00%	0	0.00%	0	0.00%	0	0.00%	0	0.00%	0	0.00%	0	0	0.00%	0	0.00%
96	Returning Officer Maiwar Pre-Poll	0	0.00%	0	0.00%	0	0.00%	0	0.00%	0	0.00%	1	100.00%	0	0.00%	1	0	0.00%	1	0.00%
97	Returning Officer Mansfield Pre-Poll	0	0.00%	0	0.00%	0	0.00%	0	0.00%	1	50.00%	0	0.00%	1	50.00%	2	0	0.00%	2	0.01%
98	Returning Officer Maroochydore Pre-Poll	0	0.00%	0	0.00%	0	0.00%	0	0.00%	0	0.00%	0	0.00%	0	0.00%	0	0	0.00%	0	0.00%
99	Returning Officer Maryborough Pre-Poll	0	0.00%	0	0.00%	0	0.00%	3	42.86%	2	28.57%	0	0.00%	2	28.57%	7	0	0.00%	7	0.02%
100	Returning Officer Mcconnel Pre-Poll	0	0.00%	0	0.00%	0	0.00%	0	0.00%	0	0.00%	0	0.00%	0	0.00%	0	0	0.00%	0	0.00%
101	Returning Officer Mermaid Beach Pre-Poll	0	0.00%	0	0.00%	0	0.00%	0	0.00%	0	0.00%	0	0.00%	2	100.00%	2	0	0.00%	2	0.01%
102	Returning Officer Miller Pre-Poll	0	0.00%	0	0.00%	0	0.00%	0	0.00%	2	100.00%	0	0.00%	0	0.00%	2	0	0.00%	2	0.01%
103	Returning Officer Mirani Pre-Poll	0	0.00%	0	0.00%	0	0.00%	0	0.00%	0	0.00%	0	0.00%	0	0.00%	0	0	0.00%	0	0.00%
104	Returning Officer Moggill Pre-Poll	0	0.00%	0	0.00%	0	0.00%	0	0.00%	0	0.00%	1	100.00%	0	0.00%	1	0	0.00%	1	0.00%
105	Returning Officer Morayfield Pre-Poll	0	0.00%	0	0.00%	0	0.00%	0	0.00%	0	0.00%	0	0.00%	0	0.00%	0	0	0.00%	0	0.00%
106	Returning Officer Mount Ommaney Pre-Poll	0	0.00%	0	0.00%	0	0.00%	0	0.00%	0	0.00%	0	0.00%	0	0.00%	0	0	0.00%	0	0.00%
107	Returning Officer Mudgeeraba Pre-Poll	0	0.00%	0	0.00%	0	0.00%	0	0.00%	0	0.00%	0	0.00%	0	0.00%	0	0	0.00%	0	0.00%
108	Returning Officer Mulgrave Pre-Poll	0	0.00%	0	0.00%	0	0.00%	0	0.00%	0	0.00%	0	0.00%	0	0.00%	0	0	0.00%	0	0.00%
109	Returning Officer Mundingburra Pre-Poll	0	0.00%	0	0.00%	0	0.00%	0	0.00%	0	0.00%	0	0.00%	0	0.00%	0	0	0.00%	0	0.00%
110	Returning Officer Murrumba Pre-Poll	0	0.00%	0	0.00%	0	0.00%	0	0.00%	0	0.00%	0	0.00%	0	0.00%	0	0	0.00%	0	0.00%
111	Returning Officer Nanango Pre-Poll	0	0.00%	0	0.00%	0	0.00%	0	0.00%	0	0.00%	0	0.00%	0	0.00%	0	0	0.00%	0	0.00%
112	Returning Officer Nicklin Pre-Poll	0	0.00%	1	50.00%	0	0.00%	1	50.00%	0	0.00%	0	0.00%	0	0.00%	2	0	0.00%	2	0.01%
113	Returning Officer Ninderry Pre-Poll	0	0.00%	0	0.00%	0	0.00%	0	0.00%	0	0.00%	0	0.00%	3	100.00%	3	0	0.00%	3	0.01%
114	Returning Officer Noosa Pre-Poll	0	0.00%	0	0.00%	0	0.00%	0	0.00%	0	0.00%	0	0.00%	0	0.00%	0	0	0.00%	0	0.00%
115	Returning Officer Nudgee Pre-Poll	0	0.00%	0	0.00%	0	0.00%	0	0.00%	1	100.00%	0	0.00%	0	0.00%	1	0	0.00%	1	0.00%
116	Returning Officer Oodgeroo Pre-Poll	0	0.00%	0	0.00%	0	0.00%	0	0.00%	0	0.00%	0	0.00%	0	0.00%	0	0	0.00%	0	0.00%
117	Returning Officer Pine Rivers Pre-Poll	0	0.00%	0	0.00%	0	0.00%	0	0.00%	2	66.67%	1	33.33%	0	0.00%	3	0	0.00%	3	0.01%
118	Returning Officer Pumicestone Pre-Poll	0	0.00%	0	0.00%	0	0.00%	0	0.00%	1	100.00%	0	0.00%	0	0.00%	1	0	0.00%	1	0.00%
119	Returning Officer Redcliffe Pre-Poll	0	0.00%	0	0.00%	0	0.00%	0	0.00%	0	0.00%	0	0.00%	0	0.00%	0	0	0.00%	0	0.00%
120	Returning Officer Redlands Pre-Poll	0	0.00%	0	0.00%	0	0.00%	0	0.00%	0	0.00%	1	100.00%	0	0.00%	1	0	0.00%	1	0.00%
121	Returning Officer Rockhampton Pre-Poll	0	0.00%	0	0.00%	1	5.88%	0	0.00%	5	29.41%	7	41.18%	4	23.53%	17	0	0.00%	17	0.05%
122	Returning Officer Sandgate Pre-Poll	0	0.00%	0	0.00%	0	0.00%	0	0.00%	0	0.00%	0	0.00%	0	0.00%	0	0	0.00%	0	0.00%
123	Returning Officer Scenic Rim Pre-Poll	0	0.00%	0	0.00%	0	0.00%	0	0.00%	0	0.00%	0	0.00%	0	0.00%	0	0	0.00%	0	0.00%
124	Returning Officer South Brisbane Pre-Poll	0	0.00%	0	0.00%	0	0.00%	1	20.00%	2	40.00%	1	20.00%	1	20.00%	5	0	0.00%	5	0.02%
125	Returning Officer Southern Downs Pre-Poll	0	0.00%	0	0.00%	0	0.00%	0	0.00%	0	0.00%	0	0.00%	0	0.00%	0	0	0.00%	0	0.00%
126	Returning Officer Southport Pre-Poll	0	0.00%	0	0.00%	0	0.00%	0	0.00%	0	0.00%	0	0.00%	0	0.00%	0	0	0.00%	0	0.00%
127	Returning Officer Springwood Pre-Poll	0	0.00%	1	100.00%	0	0.00%	0	0.00%	0	0.00%	0	0.00%	0	0.00%	1	0	0.00%	1	0.00%
128	Returning Officer Stafford Pre-Poll	0	0.00%	0	0.00%	0	0.00%	0	0.00%	0	0.00%	0	0.00%	0	0.00%	0	0	0.00%	0	0.00%
129	Returning Officer Stretton Pre-Poll	0	0.00%	0	0.00%	0	0.00%	0	0.00%	0	0.00%	0	0.00%	0	0.00%	0	0	0.00%	0	0.00%
130	Returning Officer Surfers Paradise Pre-Poll	0	0.00%	0	0.00%	0	0.00%	0	0.00%	0	0.00%	0	0.00%	0	0.00%	0	0	0.00%	0	0.00%
131	Returning Officer Theodore Pre-Poll	0	0.00%	0	0.00%	0	0.00%	0	0.00%	0	0.00%	0	0.00%	0	0.00%	0	1	0.00%	1	0.00%
132	Returning Officer Thuringowa Pre-Poll	0	0.00%	0	0.00%	0	0.00%	0	0.00%	0	0.00%	0	0.00%	0	0.00%	0	0	0.00%	0	0.00%
133	Returning Officer Toohey Pre-Poll	0	0.00%	0	0.00%	0	0.00%	0	0.00%	0	0.00%	0	0.00%	0	0.00%	0	0	0.00%	0	0.00%
134	Returning Officer Toowoomba North Pre-Poll	0	0.00%	1	50.00%	0	0.00%	0	0.00%	0	0.00%	0	0.00%	1	50.00%	2	0	0.00%	2	0.01%
135	Returning Officer Toowoomba South Pre-Poll	0	0.00%	0	0.00%	0	0.00%	0	0.00%	0	0.00%	1	100.00%	0	0.00%	1	0	0.00%	1	0.00%
136	Returning Officer Townsville Pre-Poll	0	0.00%	0	0.00%	0	0.00%	0	0.00%	0	0.00%	0	0.00%	0	0.00%	0	0	0.00%	0	0.00%
137	Returning Officer Traeger Pre-Poll	0	0.00%	0	0.00%	0	0.00%	0	0.00%	0	0.00%	0	0.00%	0	0.00%	0	0	0.00%	0	0.00%
138	Returning Officer Warrego Pre-Poll	0	0.00%	0	0.00%	0	0.00%	0	0.00%	1	25.00%	1	25.00%	2	50.00%	4	0	0.00%	4	0.01%
139	Returning Officer Waterford Pre-Poll	0	0.00%	0	0.00%	0	0.00%	0	0.00%	0	0.00%	0	0.00%	0	0.00%	0	0	0.00%	0	0.00%
140	Returning Officer Whitsunday Pre-Poll	0	0.00%	0	0.00%	0	0.00%	0	0.00%	1	50.00%	0	0.00%	1	50.00%	2	0	0.00%	2	0.01%
141	Returning Officer Woodridge Pre-Poll	0	0.00%	0	0.00%	0	0.00%	0	0.00%	0	0.00%	0	0.00%	0	0.00%	0	0	0.00%	0	0.00%
	Polling Booth Totals	**569**	**2.16%**	**208**	**0.79%**	**265**	**1.01%**	**891**	**3.38%**	**9,083**	**34.50%**	**9,362**	**35.56%**	**5,953**	**22.61%**	**26,331**	**1,321**	**4.78%**	**27,652**	**88.46%**
	Postal, Special Postal, Unenrolled Votes	60	2.51%	14	0.59%	28	1.17%	80	3.35%	849	35.51%	908	37.98%	452	18.90%	2,391	94	3.78%	2,485	7.95%
	Pre-Poll (In Person) Absent Votes	6	4.03%	2	1.34%	2	1.34%	5	3.36%	48	32.21%	52	34.90%	34	22.82%	149	6	3.87%	155	0.50%
	Polling Day Absent Votes	39	4.79%	20	2.45%	17	2.09%	70	8.59%	225	27.61%	231	28.34%	213	26.13%	815	48	5.56%	863	2.76%
	Declared Institution Votes	1	4.17%	0	0.00%	0	0.00%	1	4.17%	8	33.33%	7	29.17%	7	29.17%	24	6	20.00%	30	0.10%
	Polling Day Declaration Votes	6	8.22%	4	5.48%	1	1.37%	3	4.11%	19	26.03%	18	24.66%	22	30.14%	73	1	1.35%	74	0.24%
	Uncertain Identity	0	0.00%	0	0.00%	0	0.00%	0	0.00%	0	0.00%	0	0.00%	0	0.00%	0	0	0.00%	0	0.00%
	Declaration and Pre-Poll Votes Totals	**112**	**3.24%**	**40**	**1.16%**	**48**	**1.39%**	**159**	**4.61%**	**1,149**	**33.29%**	**1,216**	**35.23%**	**728**	**21.09%**	**3,452**	**155**	**4.30%**	**3,607**	**11.54%**
	Total First Preference Votes	**681**	**2.29%**	**248**	**0.83%**	**313**	**1.05%**	**1,050**	**3.53%**	**10,232**	**34.36%**	**10,578**	**35.52%**	**6,681**	**22.43%**	**29,783**	**1,476**	**4.72%**	**31,259**	**100.00%**

Distribution of Preferences

Preference Distribution	CORBETT Alan Votes	%	SMITH Richard William Votes	%	GLASS Richard Votes	%	BUCHANAN Marianne Votes	%	DONALDSON Leanne Votes	%	* BATT David Votes	%	TRUSCOTT Jane Votes	%	Votes remaining in count	Exhausted Votes	%	Total Formal Votes
First Preference Votes	681	2.29%	248	0.83%	313	1.05%	1,050	3.53%	10,232	34.36%	10,578	35.52%	6,681	22.43%	29,783			29,783
SMITH Excluded (1st)	**112**	**45.16%**			**63**	**25.40%**	**23**	**9.27%**	**21**	**8.47%**	**13**	**5.24%**	**16**	**6.45%**	**248**	**0**	**0.00%**	**248**
Total	793	2.66%			376	1.26%	1,073	3.60%	10,253	34.43%	10,591	35.56%	6,697	22.49%	29,783	0	0.00%	29,783
GLASS Excluded (2nd)	**223**	**59.31%**					**55**	**14.63%**	**37**	**9.84%**	**35**	**9.31%**	**26**	**6.91%**	**376**	**0**	**0.00%**	**376**
Total	1,016	3.41%					1,128	3.79%	10,290	34.55%	10,626	35.68%	6,723	22.57%	29,783	0	0.00%	29,783
CORBETT Excluded (3rd)							**553**	**54.43%**	**179**	**17.62%**	**145**	**14.27%**	**139**	**13.68%**	**1,016**	**0**	**0.00%**	**1,016**
Total							1,681	5.64%	10,469	35.15%	10,771	36.16%	6,862	23.04%	29,783	0	0.00%	29,783
BUCHANAN Excluded (4th)									**1,034**	**61.51%**	**379**	**22.55%**	**268**	**15.94%**	**1,681**	**0**	**0.00%**	**1,681**
Total									11,503	38.62%	11,150	37.44%	7,130	23.94%	29,783	0	0.00%	29,783
TRUSCOTT Excluded (5th)									**2,138**	**29.99%**	**4,992**	**70.01%**			**7,130**	**0**	**0.00%**	**7,130**
District Total									**13,641**	**45.80%**	**16,142**	**54.20%**			**29,783**	**0**	**0.00%**	**29,783**

*** Indicates the winner**

10 - Electoral District of Bundamba

First Preference Votes Polled for each Candidate at each Polling Booth

Booth No.	Polling Booth	HERBERT Patrick LNP Votes	%	LIN Shan-Ju Votes	%	JUDD Trevor Votes	%	DUNCAN Michelle GRN Votes	%	* MILLER Jo-Ann ALP Votes	%	PETERSEN Patricia Votes	%	Total Formal Votes	Informal Votes	%	Total Votes	% of Total Votes
1	Augustine Heights	170	24.64%	27	3.91%	31	4.49%	108	15.65%	308	44.64%	46	6.67%	690	61	8.12%	751	2.65%
2	Blackstone	82	18.39%	54	12.11%	20	4.48%	48	10.76%	208	46.64%	34	7.62%	446	29	6.11%	475	1.67%
3	Bundamba	145	14.05%	50	4.84%	76	7.36%	165	15.99%	492	47.67%	104	10.08%	1,032	105	9.23%	1,137	4.01%
4	Bundamba South	178	15.28%	53	4.55%	51	4.38%	138	11.85%	632	54.25%	113	9.70%	1,165	90	7.17%	1,255	4.43%
5	Camira	30	17.05%	10	5.68%	6	3.41%	27	15.34%	89	50.57%	14	7.95%	176	14	7.37%	190	0.67%
6	Collingwood Park	330	15.11%	110	5.04%	82	3.75%	226	10.35%	1,161	53.16%	275	12.59%	2,184	166	7.06%	2,350	8.29%
7	Dinmore	36	15.00%	10	4.17%	7	2.92%	18	7.50%	141	58.75%	28	11.67%	240	22	8.40%	262	0.92%
8	Flinders View	113	27.90%	11	2.72%	23	5.68%	29	7.16%	199	49.14%	30	7.41%	405	18	4.26%	423	1.49%
9	Gailes	21	11.80%	9	5.06%	8	4.49%	17	9.55%	110	61.80%	13	7.30%	178	18	9.18%	196	0.69%
10	Goodna	341	12.70%	137	5.10%	120	4.47%	358	13.33%	1,522	56.66%	208	7.74%	2,686	257	8.73%	2,943	10.38%
11	Kruger	374	11.60%	142	4.40%	149	4.62%	256	7.94%	1,814	56.25%	490	15.19%	3,225	387	10.71%	3,612	12.74%
12	Redbank	94	13.99%	39	5.80%	41	6.10%	36	5.36%	400	59.52%	62	9.23%	672	40	5.62%	712	2.51%
13	Redbank Plains	324	13.76%	109	4.63%	114	4.84%	263	11.17%	1,275	54.16%	269	11.43%	2,354	249	9.57%	2,603	9.18%
14	Redbank Plains High	182	11.92%	105	6.88%	94	6.16%	160	10.48%	885	57.96%	101	6.61%	1,527	113	6.89%	1,640	5.78%
15	Riverview	57	7.20%	47	5.93%	34	4.29%	49	6.19%	457	57.70%	148	18.69%	792	72	8.33%	864	3.05%
16	Brisbane CBD All-Districts Centre	2	10.53%	0	0.00%	1	5.26%	3	15.79%	13	68.42%	0	0.00%	19	0	0.00%	19	0.07%
17	Bundaberg All-Districts Centre	0	0.00%	0	0.00%	0	0.00%	0	0.00%	0	0.00%	0	0.00%	0	0	0.00%	0	0.00%
18	Burleigh All-Districts Centre	2	66.67%	0	0.00%	0	0.00%	0	0.00%	1	33.33%	0	0.00%	3	0	0.00%	3	0.01%
19	Cairns All-Districts Centre	0	0.00%	0	0.00%	0	0.00%	0	0.00%	0	0.00%	0	0.00%	0	0	0.00%	0	0.00%
20	East Brisbane All-Districts Centre	2	33.33%	0	0.00%	0	0.00%	3	50.00%	1	16.67%	0	0.00%	6	1	14.29%	7	0.02%
21	Hervey Bay All-Districts Centre	0	0.00%	0	0.00%	0	0.00%	0	0.00%	0	0.00%	0	0.00%	0	0	0.00%	0	0.00%
22	Mackay All-Districts Centre	2	50.00%	0	0.00%	0	0.00%	1	25.00%	1	25.00%	0	0.00%	4	0	0.00%	4	0.01%
23	Maroochydore All-Districts Centre	0	0.00%	1	33.33%	0	0.00%	0	0.00%	2	66.67%	0	0.00%	3	0	0.00%	3	0.01%
24	Morayfield All-Districts Centre	0	0.00%	0	0.00%	0	0.00%	0	0.00%	0	0.00%	0	0.00%	0	0	0.00%	0	0.00%
25	Noosa All-Districts Centre	1	100.00%	0	0.00%	0	0.00%	0	0.00%	0	0.00%	0	0.00%	1	0	0.00%	1	0.00%
26	Oodgeroo All-Districts Centre	0	0.00%	0	0.00%	0	0.00%	0	0.00%	1	100.00%	0	0.00%	1	0	0.00%	1	0.00%
27	Redcliffe All-Districts Centre	0	0.00%	0	0.00%	0	0.00%	0	0.00%	0	0.00%	0	0.00%	0	0	0.00%	0	0.00%
28	Southport All-Districts Centre	2	66.67%	0	0.00%	0	0.00%	0	0.00%	1	33.33%	0	0.00%	3	0	0.00%	3	0.01%
29	Telephone Voting	0	0.00%	0	0.00%	0	0.00%	1	20.00%	3	60.00%	1	20.00%	5	0	0.00%	5	0.02%
30	Townsville All-Districts Centre	0	0.00%	0	0.00%	0	0.00%	1	100.00%	0	0.00%	0	0.00%	1	0	0.00%	1	0.00%
31	Vulture Street All-Districts Centre	0	0.00%	0	0.00%	0	0.00%	0	0.00%	0	0.00%	0	0.00%	0	0	0.00%	0	0.00%
32	Woolloongabba All-Districts Centre	2	66.67%	0	0.00%	0	0.00%	0	0.00%	1	33.33%	0	0.00%	3	0	0.00%	3	0.01%
33	Brisbane CBD All-Districts Centre Pre-Poll	35	16.36%	11	5.14%	5	2.34%	48	22.43%	99	46.26%	16	7.48%	214	7	3.17%	221	0.78%
34	Bundaberg All-Districts Centre Pre-Poll	0	0.00%	0	0.00%	1	100.00%	0	0.00%	0	0.00%	0	0.00%	1	0	0.00%	1	0.00%
35	Burleigh All-Districts Centre Pre-Poll	0	0.00%	0	0.00%	0	0.00%	0	0.00%	3	100.00%	0	0.00%	3	1	25.00%	4	0.01%
36	Cairns All-Districts Centre Pre-Poll	1	33.33%	0	0.00%	0	0.00%	0	0.00%	1	33.33%	1	33.33%	3	0	0.00%	3	0.01%
37	Electoral Visit	25	30.86%	0	0.00%	0	0.00%	2	2.47%	50	61.73%	4	4.94%	81	2	2.41%	83	0.29%
38	Hervey Bay All-Districts Centre Pre-poll	0	0.00%	0	0.00%	1	33.33%	0	0.00%	1	33.33%	1	33.33%	3	0	0.00%	3	0.01%
39	Mackay All-Districts Centre Pre-Poll	1	50.00%	0	0.00%	0	0.00%	0	0.00%	1	50.00%	0	0.00%	2	0	0.00%	2	0.01%
40	Maroochydore All-Districts Centre Pre-Poll	1	25.00%	0	0.00%	0	0.00%	0	0.00%	3	75.00%	0	0.00%	4	0	0.00%	4	0.01%
41	Morayfield All-Districts Centre Pre-poll	1	16.67%	0	0.00%	1	16.67%	0	0.00%	4	66.67%	0	0.00%	6	1	14.29%	7	0.02%
42	Noosa All-Districts Centre Pre-Poll	0	0.00%	0	0.00%	0	0.00%	0	0.00%	0	0.00%	0	0.00%	0	0	0.00%	0	0.00%
43	Oodgeroo All-Districts Centre Pre-Poll	2	33.33%	0	0.00%	1	16.67%	1	16.67%	2	33.33%	0	0.00%	6	0	0.00%	6	0.02%
44	Redcliffe All-Districts Centre Pre-Poll	0	0.00%	1	12.50%	1	12.50%	1	12.50%	5	62.50%	0	0.00%	8	0	0.00%	8	0.03%
45	Southport All-Districts Centre Pre-Poll	2	22.22%	0	0.00%	0	0.00%	0	0.00%	6	66.67%	1	11.11%	9	0	0.00%	9	0.03%
46	Telephone Voting - Pre-poll	1	11.11%	1	11.11%	0	0.00%	1	11.11%	5	55.56%	1	11.11%	9	0	0.00%	9	0.03%
47	Townsville All-Districts Centre Pre-Poll	0	0.00%	0	0.00%	1	50.00%	0	0.00%	1	50.00%	0	0.00%	2	0	0.00%	2	0.01%
48	eAssist - Coorparoo Pre-Poll	0	0.00%	0	0.00%	1	33.33%	0	0.00%	2	66.67%	0	0.00%	3	0	0.00%	3	0.01%
49	Returning Officer Bundamba Pre-Poll	414	14.72%	268	9.53%	181	6.44%	287	10.21%	1,414	50.28%	248	8.82%	2,812	144	4.87%	2,956	10.42%
50	Returning Officer Algester Pre-Poll	0	0.00%	0	0.00%	0	0.00%	0	0.00%	0	0.00%	1	100.00%	1	0	0.00%	1	0.00%
51	Returning Officer Aspley Pre-Poll	0	0.00%	0	0.00%	0	0.00%	1	100.00%	0	0.00%	0	0.00%	1	0	0.00%	1	0.00%
52	Returning Officer Bancroft Pre-Poll	0	0.00%	0	0.00%	0	0.00%	0	0.00%	0	0.00%	0	0.00%	0	0	0.00%	0	0.00%
53	Returning Officer Barron River Pre-Poll	0	0.00%	0	0.00%	0	0.00%	0	0.00%	0	0.00%	0	0.00%	0	0	0.00%	0	0.00%
54	Returning Officer Bonney Pre-Poll	0	0.00%	0	0.00%	0	0.00%	0	0.00%	0	0.00%	0	0.00%	0	0	0.00%	0	0.00%
55	Returning Officer Broadwater Pre-Poll	0	0.00%	0	0.00%	0	0.00%	0	0.00%	0	0.00%	0	0.00%	0	0	0.00%	0	0.00%
56	Returning Officer Buderim Pre-Poll	0	0.00%	0	0.00%	0	0.00%	0	0.00%	0	0.00%	0	0.00%	0	0	0.00%	0	0.00%
57	Returning Officer Bulimba Pre-Poll	0	0.00%	0	0.00%	0	0.00%	1	50.00%	1	50.00%	0	0.00%	2	0	0.00%	2	0.01%
58	Returning Officer Bundaberg Pre-Poll	0	0.00%	0	0.00%	0	0.00%	0	0.00%	0	0.00%	0	0.00%	0	0	0.00%	0	0.00%
59	Returning Officer Burdekin Pre-Poll	0	0.00%	0	0.00%	0	0.00%	0	0.00%	0	0.00%	0	0.00%	0	0	0.00%	0	0.00%
60	Returning Officer Burleigh Pre-Poll	0	0.00%	0	0.00%	0	0.00%	0	0.00%	0	0.00%	0	0.00%	0	0	0.00%	0	0.00%
61	Returning Officer Burnett Pre-Poll	0	0.00%	0	0.00%	0	0.00%	0	0.00%	0	0.00%	0	0.00%	0	0	0.00%	0	0.00%
62	Returning Officer Cairns Pre-Poll	0	0.00%	0	0.00%	0	0.00%	0	0.00%	0	0.00%	0	0.00%	0	0	0.00%	0	0.00%
63	Returning Officer Callide Pre-Poll	0	0.00%	0	0.00%	0	0.00%	0	0.00%	0	0.00%	0	0.00%	0	0	0.00%	0	0.00%
64	Returning Officer Caloundra Pre-Poll	0	0.00%	0	0.00%	2	66.67%	0	0.00%	1	33.33%	0	0.00%	3	0	0.00%	3	0.01%
65	Returning Officer Capalaba Pre-Poll	0	0.00%	0	0.00%	0	0.00%	0	0.00%	1	50.00%	1	50.00%	2	0	0.00%	2	0.01%
66	Returning Officer Chatsworth Pre-Poll	0	0.00%	1	100.00%	0	0.00%	0	0.00%	0	0.00%	0	0.00%	1	0	0.00%	1	0.00%
67	Returning Officer Clayfield Pre-Poll	0	0.00%	0	0.00%	0	0.00%	0	0.00%	3	100.00%	0	0.00%	3	0	0.00%	3	0.01%
68	Returning Officer Condamine Pre-Poll	0	0.00%	0	0.00%	0	0.00%	1	100.00%	0	0.00%	0	0.00%	1	0	0.00%	1	0.00%
69	Returning Officer Cook Pre-Poll	0	0.00%	0	0.00%	0	0.00%	0	0.00%	0	0.00%	0	0.00%	0	0	0.00%	0	0.00%
70	Returning Officer Coomera Pre-Poll	1	33.33%	0	0.00%	0	0.00%	0	0.00%	2	66.67%	0	0.00%	3	0	0.00%	3	0.01%
71	Returning Officer Cooper Pre-Poll	0	0.00%	0	0.00%	0	0.00%	2	66.67%	1	33.33%	0	0.00%	3	1	25.00%	4	0.01%
72	Returning Officer Currumbin Pre-Poll	0	0.00%	0	0.00%	0	0.00%	0	0.00%	0	0.00%	0	0.00%	0	1	0.00%	1	0.00%
73	Returning Officer Everton Pre-Poll	0	0.00%	0	0.00%	0	0.00%	0	0.00%	0	0.00%	0	0.00%	0	0	0.00%	0	0.00%
74	Returning Officer Ferny Grove Pre-Poll	0	0.00%	0	0.00%	0	0.00%	0	0.00%	0	0.00%	0	0.00%	0	0	0.00%	0	0.00%
75	Returning Officer Gaven Pre-Poll	0	0.00%	0	0.00%	0	0.00%	0	0.00%	1	100.00%	0	0.00%	1	0	0.00%	1	0.00%
76	Returning Officer Gladstone Pre-Poll	1	20.00%	0	0.00%	0	0.00%	0	0.00%	4	80.00%	0	0.00%	5	0	0.00%	5	0.02%
77	Returning Officer Glass House Pre-Poll	0	0.00%	0	0.00%	0	0.00%	0	0.00%	0	0.00%	0	0.00%	0	0	0.00%	0	0.00%
78	Returning Officer Greenslopes Pre-Poll	1	11.11%	0	0.00%	1	11.11%	0	0.00%	7	77.78%	0	0.00%	9	2	18.18%	11	0.04%

79	Returning Officer Gregory Pre-Poll	0	0.00%	0	0.00%	0	0.00%	0	0.00%	0	0.00%	0	0.00%	0	0	0.00%	0	0.00%
80	Returning Officer Gympie Pre-Poll	1	50.00%	0	0.00%	0	0.00%	1	50.00%	0	0.00%	0	0.00%	2	0	0.00%	2	0.01%
81	Returning Officer Hervey Bay Pre-Poll	0	0.00%	0	0.00%	0	0.00%	0	0.00%	0	0.00%	0	0.00%	0	0	0.00%	0	0.00%
82	Returning Officer Hill Pre-Poll	0	0.00%	0	0.00%	0	0.00%	0	0.00%	0	0.00%	0	0.00%	0	0	0.00%	0	0.00%
83	Returning Officer Hinchinbrook Pre-Poll	0	0.00%	0	0.00%	0	0.00%	0	0.00%	0	0.00%	0	0.00%	0	0	0.00%	0	0.00%
84	Returning Officer Inala Pre-Poll	18	22.78%	3	3.80%	0	0.00%	10	12.66%	43	54.43%	5	6.33%	79	13	14.13%	92	0.32%
85	Returning Officer Ipswich Pre-Poll	154	20.95%	33	4.49%	40	5.44%	76	10.34%	373	50.75%	59	8.03%	735	51	6.49%	786	2.77%
86	Returning Officer Ipswich West Pre-Poll	0	0.00%	0	0.00%	0	0.00%	0	0.00%	0	0.00%	0	0.00%	0	0	0.00%	0	0.00%
87	Returning Officer Jordan Pre-Poll	12	15.79%	4	5.26%	5	6.58%	6	7.89%	41	53.95%	8	10.53%	76	9	10.59%	85	0.30%
88	Returning Officer Kawana Pre-Poll	0	0.00%	0	0.00%	0	0.00%	0	0.00%	0	0.00%	0	0.00%	0	0	0.00%	0	0.00%
89	Returning Officer Keppel Pre-Poll	0	0.00%	0	0.00%	2	66.67%	0	0.00%	1	33.33%	0	0.00%	3	0	0.00%	3	0.01%
90	Returning Officer Kurwongbah Pre-Poll	0	0.00%	0	0.00%	0	0.00%	0	0.00%	0	0.00%	0	0.00%	0	0	0.00%	0	0.00%
91	Returning Officer Lockyer Pre-Poll	1	25.00%	0	0.00%	0	0.00%	0	0.00%	3	75.00%	0	0.00%	4	0	0.00%	4	0.01%
92	Returning Officer Logan Pre-Poll	2	50.00%	0	0.00%	0	0.00%	0	0.00%	2	50.00%	0	0.00%	4	0	0.00%	4	0.01%
93	Returning Officer Lytton Pre-Poll	0	0.00%	0	0.00%	0	0.00%	1	33.33%	2	66.67%	0	0.00%	3	0	0.00%	3	0.01%
94	Returning Officer Macalister Pre-Poll	0	0.00%	0	0.00%	0	0.00%	0	0.00%	0	0.00%	0	0.00%	0	0	0.00%	0	0.00%
95	Returning Officer Mackay Pre-Poll	0	0.00%	0	0.00%	0	0.00%	0	0.00%	0	0.00%	0	0.00%	0	0	0.00%	0	0.00%
96	Returning Officer Maiwar Pre-Poll	3	37.50%	0	0.00%	0	0.00%	0	0.00%	3	37.50%	2	25.00%	8	0	0.00%	8	0.03%
97	Returning Officer Mansfield Pre-Poll	1	8.33%	0	0.00%	2	16.67%	2	16.67%	6	50.00%	1	8.33%	12	0	0.00%	12	0.04%
98	Returning Officer Maroochydore Pre-Poll	0	0.00%	0	0.00%	0	0.00%	0	0.00%	0	0.00%	0	0.00%	0	0	0.00%	0	0.00%
99	Returning Officer Maryborough Pre-Poll	0	0.00%	0	0.00%	0	0.00%	0	0.00%	0	0.00%	0	0.00%	0	0	0.00%	0	0.00%
100	Returning Officer Mcconnel Pre-Poll	0	0.00%	0	0.00%	0	0.00%	0	0.00%	3	100.00%	0	0.00%	3	0	0.00%	3	0.01%
101	Returning Officer Mermaid Beach Pre-Poll	0	0.00%	0	0.00%	0	0.00%	0	0.00%	0	0.00%	1	100.00%	1	0	0.00%	1	0.00%
102	Returning Officer Miller Pre-Poll	6	37.50%	2	12.50%	0	0.00%	0	0.00%	8	50.00%	0	0.00%	16	0	0.00%	16	0.06%
103	Returning Officer Mirani Pre-Poll	0	0.00%	0	0.00%	0	0.00%	0	0.00%	0	0.00%	0	0.00%	0	0	0.00%	0	0.00%
104	Returning Officer Moggill Pre-Poll	1	20.00%	0	0.00%	0	0.00%	1	20.00%	2	40.00%	1	20.00%	5	0	0.00%	5	0.02%
105	Returning Officer Morayfield Pre-Poll	0	0.00%	0	0.00%	0	0.00%	0	0.00%	0	0.00%	0	0.00%	0	0	0.00%	0	0.00%
106	Returning Officer Mount Ommaney Pre-Poll	11	22.00%	2	4.00%	3	6.00%	6	12.00%	23	46.00%	5	10.00%	50	2	3.85%	52	0.18%
107	Returning Officer Mudgeeraba Pre-Poll	0	0.00%	0	0.00%	0	0.00%	0	0.00%	0	0.00%	0	0.00%	0	0	0.00%	0	0.00%
108	Returning Officer Mulgrave Pre-Poll	0	0.00%	0	0.00%	0	0.00%	0	0.00%	0	0.00%	0	0.00%	0	0	0.00%	0	0.00%
109	Returning Officer Mundingburra Pre-Poll	0	0.00%	0	0.00%	0	0.00%	0	0.00%	0	0.00%	0	0.00%	0	0	0.00%	0	0.00%
110	Returning Officer Murrumba Pre-Poll	0	0.00%	0	0.00%	0	0.00%	0	0.00%	0	0.00%	0	0.00%	0	0	0.00%	0	0.00%
111	Returning Officer Nanango Pre-Poll	0	0.00%	0	0.00%	1	100.00%	0	0.00%	0	0.00%	0	0.00%	1	0	0.00%	1	0.00%
112	Returning Officer Nicklin Pre-Poll	0	0.00%	0	0.00%	0	0.00%	1	100.00%	0	0.00%	0	0.00%	1	0	0.00%	1	0.00%
113	Returning Officer Ninderry Pre-Poll	0	0.00%	0	0.00%	0	0.00%	0	0.00%	0	0.00%	0	0.00%	0	0	0.00%	0	0.00%
114	Returning Officer Noosa Pre-Poll	0	0.00%	0	0.00%	0	0.00%	0	0.00%	0	0.00%	0	0.00%	0	0	0.00%	0	0.00%
115	Returning Officer Nudgee Pre-Poll	0	0.00%	0	0.00%	0	0.00%	0	0.00%	1	100.00%	0	0.00%	1	0	0.00%	1	0.00%
116	Returning Officer Oodgeroo Pre-Poll	0	0.00%	0	0.00%	0	0.00%	0	0.00%	0	0.00%	0	0.00%	0	0	0.00%	0	0.00%
117	Returning Officer Pine Rivers Pre-Poll	0	0.00%	0	0.00%	0	0.00%	0	0.00%	1	100.00%	0	0.00%	1	0	0.00%	1	0.00%
118	Returning Officer Pumicestone Pre-Poll	0	0.00%	1	33.33%	0	0.00%	0	0.00%	1	33.33%	1	33.33%	3	0	0.00%	3	0.01%
119	Returning Officer Redcliffe Pre-Poll	0	0.00%	0	0.00%	0	0.00%	0	0.00%	0	0.00%	0	0.00%	0	0	0.00%	0	0.00%
120	Returning Officer Redlands Pre-Poll	0	0.00%	0	0.00%	0	0.00%	0	0.00%	0	0.00%	1	100.00%	1	0	0.00%	1	0.00%
121	Returning Officer Rockhampton Pre-Poll	0	0.00%	1	100.00%	0	0.00%	0	0.00%	0	0.00%	0	0.00%	1	0	0.00%	1	0.00%
122	Returning Officer Sandgate Pre-Poll	0	0.00%	1	100.00%	0	0.00%	0	0.00%	0	0.00%	0	0.00%	1	0	0.00%	1	0.00%
123	Returning Officer Scenic Rim Pre-Poll	0	0.00%	0	0.00%	1	33.33%	2	66.67%	0	0.00%	0	0.00%	3	0	0.00%	3	0.01%
124	Returning Officer South Brisbane Pre-Poll	0	0.00%	0	0.00%	0	0.00%	0	0.00%	3	100.00%	0	0.00%	3	0	0.00%	3	0.01%
125	Returning Officer Southern Downs Pre-Poll	0	0.00%	1	20.00%	0	0.00%	0	0.00%	4	80.00%	0	0.00%	5	0	0.00%	5	0.02%
126	Returning Officer Southport Pre-Poll	0	0.00%	0	0.00%	0	0.00%	0	0.00%	0	0.00%	0	0.00%	0	0	0.00%	0	0.00%
127	Returning Officer Springwood Pre-Poll	2	28.57%	0	0.00%	0	0.00%	1	14.29%	4	57.14%	0	0.00%	7	0	0.00%	7	0.02%
128	Returning Officer Stafford Pre-Poll	0	0.00%	0	0.00%	0	0.00%	0	0.00%	0	0.00%	0	0.00%	0	0	0.00%	0	0.00%
129	Returning Officer Stretton Pre-Poll	1	25.00%	0	0.00%	0	0.00%	0	0.00%	2	50.00%	1	25.00%	4	0	0.00%	4	0.01%
130	Returning Officer Surfers Paradise Pre-Poll	0	0.00%	0	0.00%	0	0.00%	0	0.00%	0	0.00%	0	0.00%	0	0	0.00%	0	0.00%
131	Returning Officer Theodore Pre-Poll	1	100.00%	0	0.00%	0	0.00%	0	0.00%	0	0.00%	0	0.00%	1	0	0.00%	1	0.00%
132	Returning Officer Thuringowa Pre-Poll	0	0.00%	0	0.00%	0	0.00%	0	0.00%	0	0.00%	0	0.00%	0	0	0.00%	0	0.00%
133	Returning Officer Toohey Pre-Poll	3	33.33%	0	0.00%	2	22.22%	2	22.22%	2	22.22%	0	0.00%	9	0	0.00%	9	0.03%
134	Returning Officer Toowoomba North Pre-Poll	1	50.00%	0	0.00%	0	0.00%	0	0.00%	1	50.00%	0	0.00%	2	0	0.00%	2	0.01%
135	Returning Officer Toowoomba South Pre-Poll	0	0.00%	0	0.00%	0	0.00%	0	0.00%	0	0.00%	0	0.00%	0	0	0.00%	0	0.00%
136	Returning Officer Townsville Pre-Poll	0	0.00%	0	0.00%	0	0.00%	0	0.00%	0	0.00%	0	0.00%	0	0	0.00%	0	0.00%
137	Returning Officer Traeger Pre-Poll	0	0.00%	0	0.00%	0	0.00%	0	0.00%	0	0.00%	0	0.00%	0	0	0.00%	0	0.00%
138	Returning Officer Warrego Pre-Poll	0	0.00%	0	0.00%	0	0.00%	0	0.00%	0	0.00%	0	0.00%	0	0	0.00%	0	0.00%
139	Returning Officer Waterford Pre-Poll	0	0.00%	0	0.00%	0	0.00%	0	0.00%	0	0.00%	0	0.00%	0	0	0.00%	0	0.00%
140	Returning Officer Whitsunday Pre-Poll	0	0.00%	0	0.00%	0	0.00%	0	0.00%	0	0.00%	0	0.00%	0	0	0.00%	0	0.00%
141	Returning Officer Woodridge Pre-Poll	0	0.00%	0	0.00%	1	20.00%	1	20.00%	3	60.00%	0	0.00%	5	0	0.00%	5	0.02%
	Polling Booth Totals	**3,194**	**14.47%**	**1,244**	**5.64%**	**1,110**	**5.03%**	**2,362**	**10.70%**	**11,867**	**53.76%**	**2,295**	**10.40%**	**22,072**	**1,876**	**7.83%**	**23,948**	**84.44%**
	Postal, Special Postal, Unenrolled Votes	450	20.92%	102	4.74%	118	5.49%	221	10.27%	1,108	51.51%	152	7.07%	2,151	307	12.49%	2,458	8.67%
	Pre-Poll (In Person) Absent Votes	5	7.81%	6	9.38%	5	7.81%	8	12.50%	33	51.56%	7	10.94%	64	7	9.86%	71	0.25%
	Polling Day Absent Votes	272	17.47%	52	3.34%	95	6.10%	239	15.35%	768	49.33%	131	8.41%	1,557	140	8.25%	1,697	5.98%
	Declared Institution Votes	22	20.00%	4	3.64%	3	2.73%	6	5.45%	69	62.73%	6	5.45%	110	6	5.17%	116	0.41%
	Polling Day Declaration Votes	6	8.57%	5	7.14%	7	10.00%	6	8.57%	38	54.29%	8	11.43%	70	1	1.41%	71	0.25%
	Uncertain Identity	0	0.00%	0	0.00%	0	0.00%	0	0.00%	0	0.00%	0	0.00%	0	0	0.00%	0	0.00%
	Declaration and Pre-Poll Votes Totals	**755**	**19.10%**	**169**	**4.28%**	**228**	**5.77%**	**480**	**12.15%**	**2,016**	**51.01%**	**304**	**7.69%**	**3,952**	**461**	**10.45%**	**4,413**	**15.56%**
	Total First Preference Votes	**3,949**	**15.17%**	**1,413**	**5.43%**	**1,338**	**5.14%**	**2,842**	**10.92%**	**13,883**	**53.35%**	**2,599**	**9.99%**	**26,024**	**2,337**	**8.24%**	**28,361**	**100.00%**

Distribution of Preferences

	HERBERT Patrick		LIN Shan-Ju		JUDD Trevor		DUNCAN Michelle		* MILLER Jo-Ann		PETERSEN Patricia		Votes remaining in count	Exhausted		Total Formal Votes
Preference Distribution	**Votes**	**%**	**Votes**	**%**	**Votes**	**%**	**Votes**	**%**	**Votes**	**%**	**Votes**	**%**		**Votes**	**%**	
First Preference Votes	3,949	15.17%	1,413	5.43%	1,338	5.14%	2,842	10.92%	13,883	53.35%	2,599	9.99%	26,024			26,024
JUDD Excluded (1st)	**202**	**15.10%**	**406**	**30.34%**			**149**	**11.14%**	**164**	**12.26%**	**417**	**31.17%**	**1,338**	**0**	**0.00%**	**1,338**

Total	4,151	15.95%	1,819	6.99%	2,991	11.49%	14,047	53.98%	3,016	11.59%	26,024	0	0.00%	26,024
LIN Excluded (2nd)	**516**	**28.37%**			**311**	**17.10%**	**312**	**17.15%**	**680**	**37.38%**	**1,819**	**0**	**0.00%**	**1,819**
Total	4,667	17.93%			3,302	12.69%	14,359	55.18%	3,696	14.20%	26,024	0	0.00%	26,024
DUNCAN Excluded (3rd)	**540**	**16.35%**					**1,848**	**55.97%**	**914**	**27.68%**	**3,302**	**0**	**0.00%**	**3,302**
Total	5,207	20.01%					16,207	62.28%	4,610	17.71%	26,024	0	0.00%	26,024
PETERSEN Excluded (4th)	**2,196**	**47.64%**					**2,414**	**52.36%**			**4,610**	**0**	**0.00%**	**4,610**
District Total	**7,403**	**28.45%**					**18,621**	**71.55%**			**26,024**	**0**	**0.00%**	**26,024**

*** Indicates the winner**

11 - Electoral District of Burdekin

First Preference Votes Polled for each Candidate at each Polling Booth

Booth No.	Polling Booth	* LAST Dale LNP Votes	%	COX Sam ONP Votes	%	BING Mathew GRN Votes	%	BRUNKER Michael ALP Votes	%	Total Formal Votes	Informal Votes	%	Total Votes	% of Total Votes
1	Airville	95	43.38%	98	44.75%	0	0.00%	26	11.87%	219	7	3.10%	226	0.75%
2	Ayr	481	38.11%	435	34.47%	28	2.22%	318	25.20%	1,262	47	3.59%	1,309	4.33%
3	Bowen	240	23.30%	213	20.68%	41	3.98%	536	52.04%	1,030	38	3.56%	1,068	3.53%
4	Bowen Hospital	49	21.97%	53	23.77%	11	4.93%	110	49.33%	223	8	3.46%	231	0.76%
5	Brandon	151	33.86%	170	38.12%	15	3.36%	110	24.66%	446	15	3.25%	461	1.52%
6	Clare	86	40.76%	101	47.87%	6	2.84%	18	8.53%	211	6	2.76%	217	0.72%
7	Clermont	248	37.86%	229	34.96%	23	3.51%	155	23.66%	655	24	3.53%	679	2.24%
8	Collinsville	73	27.65%	50	18.94%	6	2.27%	135	51.14%	264	7	2.58%	271	0.90%
9	Coppabella	7	21.88%	7	21.88%	1	3.13%	17	53.13%	32	2	5.88%	34	0.11%
10	Cungulla	53	26.90%	51	25.89%	3	1.52%	90	45.69%	197	7	3.43%	204	0.67%
11	Dysart	125	16.96%	205	27.82%	29	3.93%	378	51.29%	737	38	4.90%	775	2.56%
12	East Ayr	270	33.83%	249	31.20%	25	3.13%	254	31.83%	798	31	3.74%	829	2.74%
13	Giru	179	41.06%	155	35.55%	17	3.90%	85	19.50%	436	17	3.75%	453	1.50%
14	Glenden	38	28.57%	57	42.86%	4	3.01%	34	25.56%	133	2	1.48%	135	0.45%
15	Gumlu	32	34.04%	37	39.36%	2	2.13%	23	24.47%	94	1	1.05%	95	0.31%
16	Home Hill	399	36.14%	429	38.86%	29	2.63%	247	22.37%	1,104	37	3.24%	1,141	3.77%
17	Jarvisfield	92	42.40%	76	35.02%	9	4.15%	40	18.43%	217	7	3.13%	224	0.74%
18	Kalamia	119	46.12%	82	31.78%	4	1.55%	53	20.54%	258	2	0.77%	260	0.86%
19	Merinda	91	30.54%	70	23.49%	5	1.68%	132	44.30%	298	7	2.30%	305	1.01%
20	Middlemount	74	24.83%	66	22.15%	9	3.02%	149	50.00%	298	15	4.79%	313	1.03%
21	Moranbah	66	22.30%	57	19.26%	13	4.39%	160	54.05%	296	12	3.90%	308	1.02%
22	Moranbah West	248	22.04%	250	22.22%	54	4.80%	573	50.93%	1,125	40	3.43%	1,165	3.85%
23	Nebo	74	30.58%	96	39.67%	10	4.13%	62	25.62%	242	19	7.28%	261	0.86%
24	Nome	371	37.17%	318	31.86%	57	5.71%	252	25.25%	998	40	3.85%	1,038	3.43%
25	Oonoonba	28	28.00%	31	31.00%	6	6.00%	35	35.00%	100	4	3.85%	104	0.34%
26	Osborne	96	53.04%	66	36.46%	3	1.66%	16	8.84%	181	1	0.55%	182	0.60%
27	Queens Beach	204	26.29%	152	19.59%	20	2.58%	400	51.55%	776	14	1.77%	790	2.61%
28	Stuart	30	17.96%	70	41.92%	19	11.38%	48	28.74%	167	3	1.76%	170	0.56%
29	Woodstock	75	25.60%	145	49.49%	8	2.73%	65	22.18%	293	16	5.18%	309	1.02%
30	Wulguru	43	33.59%	48	37.50%	5	3.91%	32	25.00%	128	6	4.48%	134	0.44%
31	Brisbane CBD All-Districts Centre	2	28.57%	1	14.29%	1	14.29%	3	42.86%	7	1	12.50%	8	0.03%
32	Bundaberg All-Districts Centre	0	0.00%	1	100.00%	0	0.00%	0	0.00%	1	0	0.00%	1	0.00%
33	Burleigh All-Districts Centre	0	0.00%	0	0.00%	0	0.00%	0	0.00%	0	0	0.00%	0	0.00%
34	Cairns All-Districts Centre	1	50.00%	0	0.00%	0	0.00%	1	50.00%	2	0	0.00%	2	0.01%
35	East Brisbane All-Districts Centre	3	60.00%	1	20.00%	1	20.00%	0	0.00%	5	1	16.67%	6	0.02%
36	Hervey Bay All-Districts Centre	0	0.00%	0	0.00%	0	0.00%	0	0.00%	0	0	0.00%	0	0.00%
37	Mackay All-Districts Centre	5	20.00%	6	24.00%	2	8.00%	12	48.00%	25	0	0.00%	25	0.08%
38	Maroochydore All-Districts Centre	0	0.00%	0	0.00%	0	0.00%	0	0.00%	0	0	0.00%	0	0.00%
39	Morayfield All-Districts Centre	1	50.00%	0	0.00%	1	50.00%	0	0.00%	2	0	0.00%	2	0.01%
40	Noosa All-Districts Centre	0	0.00%	1	100.00%	0	0.00%	0	0.00%	1	0	0.00%	1	0.00%
41	Oodgeroo All-Districts Centre	0	0.00%	0	0.00%	0	0.00%	0	0.00%	0	0	0.00%	0	0.00%
42	Redcliffe All-Districts Centre	0	0.00%	0	0.00%	0	0.00%	0	0.00%	0	0	0.00%	0	0.00%
43	Southport All-Districts Centre	4	66.67%	1	16.67%	0	0.00%	1	16.67%	6	0	0.00%	6	0.02%
44	Telephone Voting	0	0.00%	1	100.00%	0	0.00%	0	0.00%	1	0	0.00%	1	0.00%
45	Townsville All-Districts Centre	3	23.08%	5	38.46%	2	15.38%	3	23.08%	13	0	0.00%	13	0.04%
46	Vulture Street All-Districts Centre	0	0.00%	0	0.00%	0	0.00%	0	0.00%	0	0	0.00%	0	0.00%
47	Woolloongabba All-Districts Centre	1	100.00%	0	0.00%	0	0.00%	0	0.00%	1	0	0.00%	1	0.00%
48	Brisbane CBD All-Districts Centre Pre-Poll	5	38.46%	3	23.08%	0	0.00%	5	38.46%	13	1	7.14%	14	0.05%
49	Bundaberg All-Districts Centre Pre-Poll	1	20.00%	1	20.00%	1	20.00%	2	40.00%	5	0	0.00%	5	0.02%
50	Burleigh All-Districts Centre Pre-Poll	0	0.00%	0	0.00%	0	0.00%	0	0.00%	0	0	0.00%	0	0.00%
51	Cairns All-Districts Centre Pre-Poll	3	30.00%	2	20.00%	0	0.00%	5	50.00%	10	0	0.00%	10	0.03%
52	Electoral Visit	39	36.79%	16	15.09%	1	0.94%	50	47.17%	106	7	6.19%	113	0.37%
53	Hervey Bay All-Districts Centre Pre-poll	1	14.29%	1	14.29%	0	0.00%	5	71.43%	7	0	0.00%	7	0.02%
54	Mackay All-Districts Centre Pre-Poll	40	27.03%	49	33.11%	4	2.70%	55	37.16%	148	1	0.67%	149	0.49%
55	Maroochydore All-Districts Centre Pre-Poll	3	27.27%	1	9.09%	1	9.09%	6	54.55%	11	0	0.00%	11	0.04%
56	Morayfield All-Districts Centre Pre-poll	1	50.00%	0	0.00%	0	0.00%	1	50.00%	2	0	0.00%	2	0.01%
57	Noosa All-Districts Centre Pre-Poll	1	50.00%	0	0.00%	1	50.00%	0	0.00%	2	0	0.00%	2	0.01%
58	Oodgeroo All-Districts Centre Pre-Poll	1	100.00%	0	0.00%	0	0.00%	0	0.00%	1	0	0.00%	1	0.00%
59	Redcliffe All-Districts Centre Pre-Poll	0	0.00%	1	100.00%	0	0.00%	0	0.00%	1	2	66.67%	3	0.01%
60	Southport All-Districts Centre Pre-Poll	4	66.67%	1	16.67%	0	0.00%	1	16.67%	6	0	0.00%	6	0.02%
61	Telephone Voting - Pre-poll	1	20.00%	0	0.00%	0	0.00%	4	80.00%	5	0	0.00%	5	0.02%
62	Townsville All-Districts Centre Pre-Poll	193	32.33%	218	36.52%	38	6.37%	148	24.79%	597	21	3.40%	618	2.04%

63	eAssist - Coorparoo Pre-Poll	0	0.00%	0	0.00%	0	0.00%	0	0.00%	0	0	0.00%	0	0.00%
64	Ayr Pre-Poll	1,420	38.73%	1,347	36.74%	50	1.36%	849	23.16%	3,666	129	3.40%	3,795	12.54%
65	Bowen Pre-poll	725	25.85%	511	18.22%	49	1.75%	1,520	54.19%	2,805	73	2.54%	2,878	9.51%
66	Clermont Pre-Poll	345	40.45%	229	26.85%	20	2.34%	259	30.36%	853	23	2.63%	876	2.89%
67	Collinsville Pre-poll	148	23.16%	96	15.02%	12	1.88%	383	59.94%	639	44	6.44%	683	2.26%
68	Middlemount Pre-Poll	48	23.30%	45	21.84%	5	2.43%	108	52.43%	206	3	1.44%	209	0.69%
69	Moranbah Pre-Poll	337	16.42%	442	21.54%	57	2.78%	1,216	59.26%	2,052	40	1.91%	2,092	6.91%
70	Returning Officer Burdekin Pre-Poll	387	38.05%	389	38.25%	16	1.57%	225	22.12%	1,017	10	0.97%	1,027	3.39%
71	Returning Officer Algester Pre-Poll	0	0.00%	0	0.00%	0	0.00%	0	0.00%	0	0	0.00%	0	0.00%
72	Returning Officer Aspley Pre-Poll	0	0.00%	0	0.00%	0	0.00%	1	100.00%	1	0	0.00%	1	0.00%
73	Returning Officer Bancroft Pre-Poll	0	0.00%	0	0.00%	0	0.00%	1	100.00%	1	0	0.00%	1	0.00%
74	Returning Officer Barron River Pre-Poll	0	0.00%	2	66.67%	0	0.00%	1	33.33%	3	0	0.00%	3	0.01%
75	Returning Officer Bonney Pre-Poll	0	0.00%	0	0.00%	0	0.00%	0	0.00%	0	0	0.00%	0	0.00%
76	Returning Officer Broadwater Pre-Poll	0	0.00%	0	0.00%	0	0.00%	0	0.00%	0	0	0.00%	0	0.00%
77	Returning Officer Buderim Pre-Poll	3	60.00%	1	20.00%	0	0.00%	1	20.00%	5	0	0.00%	5	0.02%
78	Returning Officer Bulimba Pre-Poll	0	0.00%	0	0.00%	0	0.00%	0	0.00%	0	0	0.00%	0	0.00%
79	Returning Officer Bundaberg Pre-Poll	0	0.00%	0	0.00%	0	0.00%	0	0.00%	0	0	0.00%	0	0.00%
80	Returning Officer Bundamba Pre-Poll	1	100.00%	0	0.00%	0	0.00%	0	0.00%	1	1	50.00%	2	0.01%
81	Returning Officer Burleigh Pre-Poll	0	0.00%	0	0.00%	0	0.00%	0	0.00%	0	0	0.00%	0	0.00%
82	Returning Officer Burnett Pre-Poll	2	100.00%	0	0.00%	0	0.00%	0	0.00%	2	0	0.00%	2	0.01%
83	Returning Officer Cairns Pre-Poll	0	0.00%	0	0.00%	0	0.00%	0	0.00%	0	0	0.00%	0	0.00%
84	Returning Officer Callide Pre-Poll	0	0.00%	0	0.00%	0	0.00%	0	0.00%	0	0	0.00%	0	0.00%
85	Returning Officer Caloundra Pre-Poll	1	50.00%	0	0.00%	0	0.00%	1	50.00%	2	0	0.00%	2	0.01%
86	Returning Officer Capalaba Pre-Poll	2	50.00%	0	0.00%	0	0.00%	2	50.00%	4	0	0.00%	4	0.01%
87	Returning Officer Chatsworth Pre-Poll	0	0.00%	0	0.00%	0	0.00%	0	0.00%	0	0	0.00%	0	0.00%
88	Returning Officer Clayfield Pre-Poll	1	50.00%	0	0.00%	0	0.00%	1	50.00%	2	0	0.00%	2	0.01%
89	Returning Officer Condamine Pre-Poll	0	0.00%	1	100.00%	0	0.00%	0	0.00%	1	0	0.00%	1	0.00%
90	Returning Officer Cook Pre-Poll	0	0.00%	0	0.00%	0	0.00%	0	0.00%	0	0	0.00%	0	0.00%
91	Returning Officer Coomera Pre-Poll	1	100.00%	0	0.00%	0	0.00%	0	0.00%	1	0	0.00%	1	0.00%
92	Returning Officer Cooper Pre-Poll	0	0.00%	0	0.00%	0	0.00%	0	0.00%	0	0	0.00%	0	0.00%
93	Returning Officer Currumbin Pre-Poll	0	0.00%	0	0.00%	0	0.00%	5	100.00%	5	0	0.00%	5	0.02%
94	Returning Officer Everton Pre-Poll	0	0.00%	0	0.00%	0	0.00%	0	0.00%	0	0	0.00%	0	0.00%
95	Returning Officer Ferny Grove Pre-Poll	0	0.00%	0	0.00%	0	0.00%	0	0.00%	0	0	0.00%	0	0.00%
96	Returning Officer Gaven Pre-Poll	0	0.00%	0	0.00%	0	0.00%	0	0.00%	0	0	0.00%	0	0.00%
97	Returning Officer Gladstone Pre-Poll	2	25.00%	4	50.00%	0	0.00%	2	25.00%	8	0	0.00%	8	0.03%
98	Returning Officer Glass House Pre-Poll	1	50.00%	1	50.00%	0	0.00%	0	0.00%	2	0	0.00%	2	0.01%
99	Returning Officer Greenslopes Pre-Poll	0	0.00%	0	0.00%	0	0.00%	0	0.00%	0	0	0.00%	0	0.00%
100	Returning Officer Gregory Pre-Poll	0	0.00%	0	0.00%	0	0.00%	0	0.00%	0	0	0.00%	0	0.00%
101	Returning Officer Gympie Pre-Poll	0	0.00%	1	100.00%	0	0.00%	0	0.00%	1	0	0.00%	1	0.00%
102	Returning Officer Hervey Bay Pre-Poll	0	0.00%	0	0.00%	0	0.00%	0	0.00%	0	0	0.00%	0	0.00%
103	Returning Officer Hill Pre-Poll	1	100.00%	0	0.00%	0	0.00%	0	0.00%	1	0	0.00%	1	0.00%
104	Returning Officer Hinchinbrook Pre-Poll	4	57.14%	2	28.57%	0	0.00%	1	14.29%	7	0	0.00%	7	0.02%
105	Returning Officer Inala Pre-Poll	0	0.00%	0	0.00%	0	0.00%	0	0.00%	0	0	0.00%	0	0.00%
106	Returning Officer Ipswich Pre-Poll	1	16.67%	2	33.33%	0	0.00%	3	50.00%	6	0	0.00%	6	0.02%
107	Returning Officer Ipswich West Pre-Poll	0	0.00%	0	0.00%	0	0.00%	0	0.00%	0	0	0.00%	0	0.00%
108	Returning Officer Jordan Pre-Poll	0	0.00%	0	0.00%	0	0.00%	0	0.00%	0	0	0.00%	0	0.00%
109	Returning Officer Kawana Pre-Poll	0	0.00%	0	0.00%	0	0.00%	0	0.00%	0	0	0.00%	0	0.00%
110	Returning Officer Keppel Pre-Poll	1	5.26%	4	21.05%	0	0.00%	14	73.68%	19	1	5.00%	20	0.07%
111	Returning Officer Kurwongbah Pre-Poll	0	0.00%	0	0.00%	0	0.00%	0	0.00%	0	0	0.00%	0	0.00%
112	Returning Officer Lockyer Pre-Poll	0	0.00%	1	100.00%	0	0.00%	0	0.00%	1	0	0.00%	1	0.00%
113	Returning Officer Logan Pre-Poll	0	0.00%	2	100.00%	0	0.00%	0	0.00%	2	0	0.00%	2	0.01%
114	Returning Officer Lytton Pre-Poll	2	40.00%	1	20.00%	1	20.00%	1	20.00%	5	0	0.00%	5	0.02%
115	Returning Officer Macalister Pre-Poll	0	0.00%	0	0.00%	0	0.00%	0	0.00%	0	0	0.00%	0	0.00%
116	Returning Officer Mackay Pre-Poll	0	0.00%	0	0.00%	0	0.00%	0	0.00%	0	0	0.00%	0	0.00%
117	Returning Officer Maiwar Pre-Poll	0	0.00%	0	0.00%	0	0.00%	1	100.00%	1	0	0.00%	1	0.00%
118	Returning Officer Mansfield Pre-Poll	0	0.00%	0	0.00%	0	0.00%	3	100.00%	3	0	0.00%	3	0.01%
119	Returning Officer Maroochydore Pre-Poll	0	0.00%	0	0.00%	0	0.00%	0	0.00%	0	0	0.00%	0	0.00%
120	Returning Officer Maryborough Pre-Poll	0	0.00%	0	0.00%	0	0.00%	4	100.00%	4	0	0.00%	4	0.01%
121	Returning Officer Mcconnel Pre-Poll	2	66.67%	0	0.00%	0	0.00%	1	33.33%	3	0	0.00%	3	0.01%
122	Returning Officer Mermaid Beach Pre-Poll	0	0.00%	0	0.00%	0	0.00%	1	100.00%	1	1	50.00%	2	0.01%
123	Returning Officer Miller Pre-Poll	0	0.00%	0	0.00%	0	0.00%	0	0.00%	0	0	0.00%	0	0.00%
124	Returning Officer Mirani Pre-Poll	0	0.00%	1	50.00%	0	0.00%	1	50.00%	2	0	0.00%	2	0.01%
125	Returning Officer Moggill Pre-Poll	0	0.00%	0	0.00%	0	0.00%	0	0.00%	0	0	0.00%	0	0.00%
126	Returning Officer Morayfield Pre-Poll	0	0.00%	0	0.00%	0	0.00%	0	0.00%	0	0	0.00%	0	0.00%
127	Returning Officer Mount Ommaney Pre-Poll	1	100.00%	0	0.00%	0	0.00%	0	0.00%	1	0	0.00%	1	0.00%
128	Returning Officer Mudgeeraba Pre-Poll	1	50.00%	1	50.00%	0	0.00%	0	0.00%	2	0	0.00%	2	0.01%
129	Returning Officer Mulgrave Pre-Poll	0	0.00%	0	0.00%	0	0.00%	0	0.00%	0	0	0.00%	0	0.00%
130	Returning Officer Mundingburra Pre-Poll	0	0.00%	0	0.00%	0	0.00%	0	0.00%	0	0	0.00%	0	0.00%
131	Returning Officer Murrumba Pre-Poll	0	0.00%	0	0.00%	0	0.00%	0	0.00%	0	0	0.00%	0	0.00%
132	Returning Officer Nanango Pre-Poll	0	0.00%	0	0.00%	0	0.00%	0	0.00%	0	0	0.00%	0	0.00%
133	Returning Officer Nicklin Pre-Poll	0	0.00%	1	50.00%	1	50.00%	0	0.00%	2	0	0.00%	2	0.01%

134	Returning Officer Ninderry Pre-Poll	0	0.00%	0	0.00%	0	0.00%	0	0.00%	0	0	0.00%	0	0.00%
135	Returning Officer Noosa Pre-Poll	0	0.00%	0	0.00%	0	0.00%	0	0.00%	0	0	0.00%	0	0.00%
136	Returning Officer Nudgee Pre-Poll	0	0.00%	0	0.00%	0	0.00%	0	0.00%	0	0	0.00%	0	0.00%
137	Returning Officer Oodgeroo Pre-Poll	0	0.00%	0	0.00%	0	0.00%	0	0.00%	0	0	0.00%	0	0.00%
138	Returning Officer Pine Rivers Pre-Poll	0	0.00%	1	100.00%	0	0.00%	0	0.00%	1	0	0.00%	1	0.00%
139	Returning Officer Pumicestone Pre-Poll	1	100.00%	0	0.00%	0	0.00%	0	0.00%	1	0	0.00%	1	0.00%
140	Returning Officer Redcliffe Pre-Poll	0	0.00%	0	0.00%	0	0.00%	0	0.00%	0	0	0.00%	0	0.00%
141	Returning Officer Redlands Pre-Poll	0	0.00%	0	0.00%	0	0.00%	0	0.00%	0	0	0.00%	0	0.00%
142	Returning Officer Rockhampton Pre-Poll	13	28.26%	13	28.26%	0	0.00%	20	43.48%	46	1	2.13%	47	0.16%
143	Returning Officer Sandgate Pre-Poll	0	0.00%	0	0.00%	0	0.00%	1	100.00%	1	0	0.00%	1	0.00%
144	Returning Officer Scenic Rim Pre-Poll	0	0.00%	0	0.00%	0	0.00%	3	100.00%	3	0	0.00%	3	0.01%
145	Returning Officer South Brisbane Pre-Poll	0	0.00%	0	0.00%	0	0.00%	0	0.00%	0	0	0.00%	0	0.00%
146	Returning Officer Southern Downs Pre-Poll	3	60.00%	0	0.00%	0	0.00%	2	40.00%	5	0	0.00%	5	0.02%
147	Returning Officer Southport Pre-Poll	0	0.00%	0	0.00%	0	0.00%	0	0.00%	0	0	0.00%	0	0.00%
148	Returning Officer Springwood Pre-Poll	0	0.00%	1	25.00%	0	0.00%	3	75.00%	4	0	0.00%	4	0.01%
149	Returning Officer Stafford Pre-Poll	0	0.00%	0	0.00%	0	0.00%	0	0.00%	0	0	0.00%	0	0.00%
150	Returning Officer Stretton Pre-Poll	1	50.00%	0	0.00%	0	0.00%	1	50.00%	2	0	0.00%	2	0.01%
151	Returning Officer Surfers Paradise Pre-Poll	0	0.00%	0	0.00%	0	0.00%	0	0.00%	0	0	0.00%	0	0.00%
152	Returning Officer Theodore Pre-Poll	0	0.00%	2	100.00%	0	0.00%	0	0.00%	2	0	0.00%	2	0.01%
153	Returning Officer Thuringowa Pre-Poll	0	0.00%	0	0.00%	0	0.00%	0	0.00%	0	0	0.00%	0	0.00%
154	Returning Officer Toohey Pre-Poll	0	0.00%	0	0.00%	0	0.00%	0	0.00%	0	0	0.00%	0	0.00%
155	Returning Officer Toowoomba North Pre-Poll	0	0.00%	2	40.00%	0	0.00%	3	60.00%	5	0	0.00%	5	0.02%
156	Returning Officer Toowoomba South Pre-Poll	1	100.00%	0	0.00%	0	0.00%	0	0.00%	1	1	50.00%	2	0.01%
157	Returning Officer Townsville Pre-Poll	3	23.08%	5	38.46%	2	15.38%	3	23.08%	13	0	0.00%	13	0.04%
158	Returning Officer Traeger Pre-Poll	0	0.00%	8	66.67%	0	0.00%	4	33.33%	12	0	0.00%	12	0.04%
159	Returning Officer Warrego Pre-Poll	0	0.00%	0	0.00%	0	0.00%	1	100.00%	1	0	0.00%	1	0.00%
160	Returning Officer Waterford Pre-Poll	0	0.00%	0	0.00%	0	0.00%	0	0.00%	0	0	0.00%	0	0.00%
161	Returning Officer Whitsunday Pre-Poll	3	17.65%	5	29.41%	1	5.88%	8	47.06%	17	1	5.56%	18	0.06%
162	Returning Officer Woodridge Pre-Poll	0	0.00%	0	0.00%	0	0.00%	0	0.00%	0	0	0.00%	0	0.00%
	Polling Booth Totals	**7,912**	**30.85%**	**7,497**	**29.23%**	**729**	**2.84%**	**9,509**	**37.08%**	**25,647**	**835**	**3.15%**	**26,482**	**87.51%**
	Postal, Special Postal, Unenrolled Votes	915	43.86%	617	29.58%	46	2.21%	508	24.35%	2,086	116	5.27%	2,202	7.28%
	Pre-Poll (In Person) Absent Votes	79	33.19%	80	33.61%	12	5.04%	67	28.15%	238	5	2.06%	243	0.80%
	Polling Day Absent Votes	340	29.08%	350	29.94%	79	6.76%	400	34.22%	1,169	39	3.23%	1,208	3.99%
	Declared Institution Votes	4	25.00%	4	25.00%	3	18.75%	5	31.25%	16	0	0.00%	16	0.05%
	Polling Day Declaration Votes	24	22.02%	39	35.78%	11	10.09%	35	32.11%	109	2	1.80%	111	0.37%
	Uncertain Identity	0	0.00%	0	0.00%	0	0.00%	0	0.00%	0	0	0.00%	0	0.00%
	Declaration and Pre-Poll Votes Totals	**1,362**	**37.65%**	**1,090**	**30.13%**	**151**	**4.17%**	**1,015**	**28.05%**	**3,618**	**162**	**4.29%**	**3,780**	**12.49%**
	Total First Preference Votes	**9,274**	**31.69%**	**8,587**	**29.34%**	**880**	**3.01%**	**10,524**	**35.96%**	**29,265**	**997**	**3.29%**	**30,262**	**100.00%**

Distribution of Preferences

Preference Distribution	* LAST Dale Votes	%	COX Sam Votes	%	BING Mathew Votes	%	BRUNKER Michael Votes	%	Votes remaining in count	Exhausted Votes	%	Total Formal Votes
First Preference Votes	9,274	31.69%	8,587	29.34%	880	3.01%	10,524	35.96%	29,265			29,265
BING Excluded (1st)	**181**	**20.57%**	**185**	**21.02%**			**514**	**58.41%**	**880**	**0**	**0.00%**	**880**
Total	9,455	32.31%	8,772	29.97%			11,038	37.72%	29,265	0	0.00%	29,265
COX Excluded (2nd)	**5,411**	**61.68%**					**3,361**	**38.32%**	**8,772**	**0**	**0.00%**	**8,772**
District Total	**14,866**	**50.80%**					**14,399**	**49.20%**	**29,265**	**0**	**0.00%**	**29,265**

*** Indicates the winner**

12 - Electoral District of Burleigh

First Preference Votes Polled for each Candidate at each Polling Booth

Booth No.	Polling Booth	* HART Michael LNP Votes	%	BURGOYNE Peter GRN Votes	%	HISLOP Gail ALP Votes	%	Total Formal Votes	Informal Votes	%	Total Votes	% of Total Votes
1	Burleigh Heads	703	45.33%	369	23.79%	479	30.88%	1,551	88	5.37%	1,639	5.61%
2	Burleigh North	241	48.01%	91	18.13%	170	33.86%	502	26	4.92%	528	1.81%
3	Caningeraba	747	49.18%	175	11.52%	597	39.30%	1,519	87	5.42%	1,606	5.50%
4	Elanora	65	36.11%	43	23.89%	72	40.00%	180	9	4.76%	189	0.65%
5	Elanora High	73	43.71%	39	23.35%	55	32.93%	167	7	4.02%	174	0.60%
6	Palm Beach	510	43.70%	175	15.00%	482	41.30%	1,167	100	7.89%	1,267	4.34%
7	Palm Beach North	954	45.45%	371	17.68%	774	36.87%	2,099	95	4.33%	2,194	7.51%
8	Palm Beach-Currumbin	419	38.72%	238	22.00%	425	39.28%	1,082	74	6.40%	1,156	3.96%
9	Reedy Creek	83	46.11%	33	18.33%	64	35.56%	180	7	3.74%	187	0.64%
10	Tallebudgera	69	43.13%	23	14.38%	68	42.50%	160	7	4.19%	167	0.57%
11	Varsity	838	47.16%	247	13.90%	692	38.94%	1,777	115	6.08%	1,892	6.48%
12	Varsity Lakes	887	44.48%	322	16.15%	785	39.37%	1,994	134	6.30%	2,128	7.28%
13	West Burleigh	323	48.43%	125	18.74%	219	32.83%	667	31	4.44%	698	2.39%
14	Brisbane CBD All-Districts Centre	4	50.00%	2	25.00%	2	25.00%	8	0	0.00%	8	0.03%
15	Bundaberg All-Districts Centre	0	0.00%	0	0.00%	1	100.00%	1	0	0.00%	1	0.00%
16	Burleigh All-Districts Centre	299	47.99%	137	21.99%	187	30.02%	623	36	5.46%	659	2.26%
17	Cairns All-Districts Centre	2	100.00%	0	0.00%	0	0.00%	2	0	0.00%	2	0.01%
18	East Brisbane All-Districts Centre	5	55.56%	1	11.11%	3	33.33%	9	0	0.00%	9	0.03%
19	Hervey Bay All-Districts Centre	0	0.00%	0	0.00%	0	0.00%	0	0	0.00%	0	0.00%
20	Mackay All-Districts Centre	0	0.00%	0	0.00%	0	0.00%	0	0	0.00%	0	0.00%
21	Maroochydore All-Districts Centre	0	0.00%	0	0.00%	0	0.00%	0	0	0.00%	0	0.00%
22	Morayfield All-Districts Centre	0	0.00%	0	0.00%	0	0.00%	0	0	0.00%	0	0.00%
23	Noosa All-Districts Centre	1	100.00%	0	0.00%	0	0.00%	1	0	0.00%	1	0.00%
24	Oodgeroo All-Districts Centre	0	0.00%	0	0.00%	0	0.00%	0	0	0.00%	0	0.00%
25	Redcliffe All-Districts Centre	0	0.00%	0	0.00%	0	0.00%	0	0	0.00%	0	0.00%
26	Southport All-Districts Centre	5	45.45%	3	27.27%	3	27.27%	11	1	8.33%	12	0.04%
27	Telephone Voting	1	100.00%	0	0.00%	0	0.00%	1	0	0.00%	1	0.00%
28	Townsville All-Districts Centre	0	0.00%	0	0.00%	0	0.00%	0	0	0.00%	0	0.00%
29	Vulture Street All-Districts Centre	0	0.00%	1	100.00%	0	0.00%	1	0	0.00%	1	0.00%
30	Woolloongabba All-Districts Centre	2	28.57%	5	71.43%	0	0.00%	7	0	0.00%	7	0.02%
31	Brisbane CBD All-Districts Centre Pre-Poll	11	36.67%	4	13.33%	15	50.00%	30	2	6.25%	32	0.11%
32	Bundaberg All-Districts Centre Pre-Poll	1	33.33%	0	0.00%	2	66.67%	3	0	0.00%	3	0.01%
33	Burleigh All-Districts Centre Pre-Poll	4,713	55.66%	1,146	13.53%	2,608	30.80%	8,467	324	3.69%	8,791	30.09%
34	Cairns All-Districts Centre Pre-Poll	4	66.67%	2	33.33%	0	0.00%	6	0	0.00%	6	0.02%
35	Electoral Visit	35	56.45%	6	9.68%	21	33.87%	62	3	4.62%	65	0.22%
36	Hervey Bay All-Districts Centre Pre-poll	1	50.00%	0	0.00%	1	50.00%	2	2	50.00%	4	0.01%
37	Mackay All-Districts Centre Pre-Poll	0	0.00%	2	100.00%	0	0.00%	2	1	33.33%	3	0.01%
38	Maroochydore All-Districts Centre Pre-Poll	4	40.00%	1	10.00%	5	50.00%	10	0	0.00%	10	0.03%
39	Morayfield All-Districts Centre Pre-poll	1	33.33%	1	33.33%	1	33.33%	3	0	0.00%	3	0.01%
40	Noosa All-Districts Centre Pre-Poll	6	54.55%	1	9.09%	4	36.36%	11	0	0.00%	11	0.04%
41	Oodgeroo All-Districts Centre Pre-Poll	1	100.00%	0	0.00%	0	0.00%	1	0	0.00%	1	0.00%
42	Redcliffe All-Districts Centre Pre-Poll	3	75.00%	0	0.00%	1	25.00%	4	0	0.00%	4	0.01%
43	Southport All-Districts Centre Pre-Poll	90	56.25%	28	17.50%	42	26.25%	160	9	5.33%	169	0.58%
44	Telephone Voting - Pre-poll	6	54.55%	0	0.00%	5	45.45%	11	0	0.00%	11	0.04%
45	Townsville All-Districts Centre Pre-Poll	2	28.57%	2	28.57%	3	42.86%	7	0	0.00%	7	0.02%
46	eAssist - Coorparoo Pre-Poll	3	100.00%	0	0.00%	0	0.00%	3	0	0.00%	3	0.01%
47	Returning Officer Burleigh Pre-Poll	0	0.00%	0	0.00%	0	0.00%	0	0	0.00%	0	0.00%
48	Returning Officer Algester Pre-Poll	0	0.00%	0	0.00%	0	0.00%	0	0	0.00%	0	0.00%
49	Returning Officer Aspley Pre-Poll	0	0.00%	0	0.00%	0	0.00%	0	0	0.00%	0	0.00%
50	Returning Officer Bancroft Pre-Poll	0	0.00%	0	0.00%	0	0.00%	0	0	0.00%	0	0.00%
51	Returning Officer Barron River Pre-Poll	0	0.00%	0	0.00%	0	0.00%	0	0	0.00%	0	0.00%
52	Returning Officer Bonney Pre-Poll	12	60.00%	2	10.00%	6	30.00%	20	2	9.09%	22	0.08%
53	Returning Officer Broadwater Pre-Poll	5	50.00%	3	30.00%	2	20.00%	10	0	0.00%	10	0.03%
54	Returning Officer Buderim Pre-Poll	1	50.00%	0	0.00%	1	50.00%	2	0	0.00%	2	0.01%
55	Returning Officer Bulimba Pre-Poll	0	0.00%	0	0.00%	0	0.00%	0	0	0.00%	0	0.00%

56	Returning Officer Bundaberg Pre-Poll	0	0.00%	0	0.00%	0	0.00%	0	0	0.00%	0	0.00%
57	Returning Officer Bundamba Pre-Poll	0	0.00%	0	0.00%	0	0.00%	0	0	0.00%	0	0.00%
58	Returning Officer Burdekin Pre-Poll	0	0.00%	0	0.00%	0	0.00%	0	0	0.00%	0	0.00%
59	Returning Officer Burnett Pre-Poll	0	0.00%	0	0.00%	0	0.00%	0	0	0.00%	0	0.00%
60	Returning Officer Cairns Pre-Poll	0	0.00%	0	0.00%	0	0.00%	0	0	0.00%	0	0.00%
61	Returning Officer Callide Pre-Poll	0	0.00%	0	0.00%	0	0.00%	0	0	0.00%	0	0.00%
62	Returning Officer Caloundra Pre-Poll	2	66.67%	0	0.00%	1	33.33%	3	1	25.00%	4	0.01%
63	Returning Officer Capalaba Pre-Poll	0	0.00%	0	0.00%	1	100.00%	1	0	0.00%	1	0.00%
64	Returning Officer Chatsworth Pre-Poll	0	0.00%	0	0.00%	0	0.00%	0	0	0.00%	0	0.00%
65	Returning Officer Clayfield Pre-Poll	2	66.67%	0	0.00%	1	33.33%	3	0	0.00%	3	0.01%
66	Returning Officer Condamine Pre-Poll	1	50.00%	0	0.00%	1	50.00%	2	0	0.00%	2	0.01%
67	Returning Officer Cook Pre-Poll	0	0.00%	0	0.00%	0	0.00%	0	0	0.00%	0	0.00%
68	Returning Officer Coomera Pre-Poll	6	85.71%	1	14.29%	0	0.00%	7	1	12.50%	8	0.03%
69	Returning Officer Cooper Pre-Poll	0	0.00%	0	0.00%	0	0.00%	0	0	0.00%	0	0.00%
70	Returning Officer Currumbin Pre-Poll	108	47.79%	29	12.83%	89	39.38%	226	15	6.22%	241	0.83%
71	Returning Officer Everton Pre-Poll	0	0.00%	0	0.00%	0	0.00%	0	0	0.00%	0	0.00%
72	Returning Officer Ferny Grove Pre-Poll	3	100.00%	0	0.00%	0	0.00%	3	0	0.00%	3	0.01%
73	Returning Officer Gaven Pre-Poll	15	34.88%	7	16.28%	21	48.84%	43	4	8.51%	47	0.16%
74	Returning Officer Gladstone Pre-Poll	0	0.00%	0	0.00%	1	100.00%	1	0	0.00%	1	0.00%
75	Returning Officer Glass House Pre-Poll	0	0.00%	0	0.00%	0	0.00%	0	0	0.00%	0	0.00%
76	Returning Officer Greenslopes Pre-Poll	2	66.67%	1	33.33%	0	0.00%	3	0	0.00%	3	0.01%
77	Returning Officer Gregory Pre-Poll	0	0.00%	0	0.00%	0	0.00%	0	0	0.00%	0	0.00%
78	Returning Officer Gympie Pre-Poll	0	0.00%	0	0.00%	0	0.00%	0	0	0.00%	0	0.00%
79	Returning Officer Hervey Bay Pre-Poll	0	0.00%	0	0.00%	0	0.00%	0	0	0.00%	0	0.00%
80	Returning Officer Hill Pre-Poll	0	0.00%	0	0.00%	0	0.00%	0	0	0.00%	0	0.00%
81	Returning Officer Hinchinbrook Pre-Poll	1	100.00%	0	0.00%	0	0.00%	1	0	0.00%	1	0.00%
82	Returning Officer Inala Pre-Poll	0	0.00%	0	0.00%	1	100.00%	1	0	0.00%	1	0.00%
83	Returning Officer Ipswich Pre-Poll	2	50.00%	1	25.00%	1	25.00%	4	0	0.00%	4	0.01%
84	Returning Officer Ipswich West Pre-Poll	0	0.00%	0	0.00%	0	0.00%	0	0	0.00%	0	0.00%
85	Returning Officer Jordan Pre-Poll	0	0.00%	0	0.00%	0	0.00%	0	0	0.00%	0	0.00%
86	Returning Officer Kawana Pre-Poll	1	50.00%	0	0.00%	1	50.00%	2	0	0.00%	2	0.01%
87	Returning Officer Keppel Pre-Poll	1	100.00%	0	0.00%	0	0.00%	1	0	0.00%	1	0.00%
88	Returning Officer Kurwongbah Pre-Poll	0	0.00%	0	0.00%	0	0.00%	0	0	0.00%	0	0.00%
89	Returning Officer Lockyer Pre-Poll	0	0.00%	0	0.00%	0	0.00%	0	0	0.00%	0	0.00%
90	Returning Officer Logan Pre-Poll	0	0.00%	0	0.00%	0	0.00%	0	0	0.00%	0	0.00%
91	Returning Officer Lytton Pre-Poll	3	42.86%	1	14.29%	3	42.86%	7	1	12.50%	8	0.03%
92	Returning Officer Macalister Pre-Poll	0	0.00%	0	0.00%	0	0.00%	0	0	0.00%	0	0.00%
93	Returning Officer Mackay Pre-Poll	0	0.00%	0	0.00%	0	0.00%	0	0	0.00%	0	0.00%
94	Returning Officer Maiwar Pre-Poll	2	100.00%	0	0.00%	0	0.00%	2	0	0.00%	2	0.01%
95	Returning Officer Mansfield Pre-Poll	2	66.67%	0	0.00%	1	33.33%	3	0	0.00%	3	0.01%
96	Returning Officer Maroochydore Pre-Poll	0	0.00%	0	0.00%	0	0.00%	0	0	0.00%	0	0.00%
97	Returning Officer Maryborough Pre-Poll	0	0.00%	0	0.00%	0	0.00%	0	0	0.00%	0	0.00%
98	Returning Officer Mcconnel Pre-Poll	0	0.00%	0	0.00%	0	0.00%	0	0	0.00%	0	0.00%
99	Returning Officer Mermaid Beach Pre-Poll	50	56.18%	18	20.22%	21	23.60%	89	7	7.29%	96	0.33%
100	Returning Officer Miller Pre-Poll	0	0.00%	0	0.00%	0	0.00%	0	0	0.00%	0	0.00%
101	Returning Officer Mirani Pre-Poll	0	0.00%	0	0.00%	0	0.00%	0	0	0.00%	0	0.00%
102	Returning Officer Moggill Pre-Poll	0	0.00%	0	0.00%	1	100.00%	1	0	0.00%	1	0.00%
103	Returning Officer Morayfield Pre-Poll	0	0.00%	0	0.00%	0	0.00%	0	0	0.00%	0	0.00%
104	Returning Officer Mount Ommaney Pre-Poll	1	100.00%	0	0.00%	0	0.00%	1	0	0.00%	1	0.00%
105	Returning Officer Mudgeeraba Pre-Poll	30	53.57%	8	14.29%	18	32.14%	56	9	13.85%	65	0.22%
106	Returning Officer Mulgrave Pre-Poll	0	0.00%	0	0.00%	0	0.00%	0	0	0.00%	0	0.00%
107	Returning Officer Mundingburra Pre-Poll	0	0.00%	0	0.00%	0	0.00%	0	0	0.00%	0	0.00%
108	Returning Officer Murrumba Pre-Poll	0	0.00%	0	0.00%	0	0.00%	0	0	0.00%	0	0.00%
109	Returning Officer Nanango Pre-Poll	0	0.00%	0	0.00%	0	0.00%	0	0	0.00%	0	0.00%
110	Returning Officer Nicklin Pre-Poll	0	0.00%	1	100.00%	0	0.00%	1	0	0.00%	1	0.00%
111	Returning Officer Ninderry Pre-Poll	1	100.00%	0	0.00%	0	0.00%	1	1	50.00%	2	0.01%
112	Returning Officer Noosa Pre-Poll	0	0.00%	0	0.00%	0	0.00%	0	0	0.00%	0	0.00%
113	Returning Officer Nudgee Pre-Poll	0	0.00%	0	0.00%	0	0.00%	0	0	0.00%	0	0.00%
114	Returning Officer Oodgeroo Pre-Poll	0	0.00%	0	0.00%	0	0.00%	0	0	0.00%	0	0.00%
115	Returning Officer Pine Rivers Pre-Poll	0	0.00%	0	0.00%	0	0.00%	0	0	0.00%	0	0.00%
116	Returning Officer Pumicestone Pre-Poll	0	0.00%	0	0.00%	0	0.00%	0	0	0.00%	0	0.00%
117	Returning Officer Redcliffe Pre-Poll	0	0.00%	0	0.00%	0	0.00%	0	0	0.00%	0	0.00%
118	Returning Officer Redlands Pre-Poll	2	100.00%	0	0.00%	0	0.00%	2	1	33.33%	3	0.01%
119	Returning Officer Rockhampton Pre-Poll	0	0.00%	0	0.00%	0	0.00%	0	0	0.00%	0	0.00%

120	Returning Officer Sandgate Pre-Poll	0	0.00%	0	0.00%	1	100.00%	1	0	0.00%	1	0.00%
121	Returning Officer Scenic Rim Pre-Poll	2	66.67%	0	0.00%	1	33.33%	3	0	0.00%	3	0.01%
122	Returning Officer South Brisbane Pre-Poll	2	100.00%	0	0.00%	0	0.00%	2	0	0.00%	2	0.01%
123	Returning Officer Southern Downs Pre-Poll	0	0.00%	0	0.00%	0	0.00%	0	0	0.00%	0	0.00%
124	Returning Officer Southport Pre-Poll	0	0.00%	0	0.00%	0	0.00%	0	0	0.00%	0	0.00%
125	Returning Officer Springwood Pre-Poll	3	42.86%	3	42.86%	1	14.29%	7	0	0.00%	7	0.02%
126	Returning Officer Stafford Pre-Poll	1	100.00%	0	0.00%	0	0.00%	1	0	0.00%	1	0.00%
127	Returning Officer Stretton Pre-Poll	0	0.00%	1	100.00%	0	0.00%	1	0	0.00%	1	0.00%
128	Returning Officer Surfers Paradise Pre-Poll	13	50.00%	7	26.92%	6	23.08%	26	2	7.14%	28	0.10%
129	Returning Officer Theodore Pre-Poll	2	66.67%	0	0.00%	1	33.33%	3	2	40.00%	5	0.02%
130	Returning Officer Thuringowa Pre-Poll	0	0.00%	0	0.00%	0	0.00%	0	0	0.00%	0	0.00%
131	Returning Officer Toohey Pre-Poll	0	0.00%	0	0.00%	1	100.00%	1	0	0.00%	1	0.00%
132	Returning Officer Toowoomba North Pre-Poll	0	0.00%	1	100.00%	0	0.00%	1	0	0.00%	1	0.00%
133	Returning Officer Toowoomba South Pre-Poll	0	0.00%	0	0.00%	0	0.00%	0	0	0.00%	0	0.00%
134	Returning Officer Townsville Pre-Poll	0	0.00%	0	0.00%	0	0.00%	0	0	0.00%	0	0.00%
135	Returning Officer Traeger Pre-Poll	0	0.00%	0	0.00%	1	100.00%	1	1	50.00%	2	0.01%
136	Returning Officer Warrego Pre-Poll	1	50.00%	1	50.00%	0	0.00%	2	0	0.00%	2	0.01%
137	Returning Officer Waterford Pre-Poll	0	0.00%	0	0.00%	0	0.00%	0	0	0.00%	0	0.00%
138	Returning Officer Whitsunday Pre-Poll	0	0.00%	1	33.33%	2	66.67%	3	0	0.00%	3	0.01%
139	Returning Officer Woodridge Pre-Poll	0	0.00%	0	0.00%	1	100.00%	1	0	0.00%	1	0.00%
	Polling Booth Totals	**11,389**	**49.43%**	**3,679**	**15.97%**	**7,972**	**34.60%**	**23,040**	**1,205**	**4.97%**	**24,245**	**83.00%**
	Postal, Special Postal, Unenrolled Votes	1,650	57.11%	373	12.91%	866	29.98%	2,889	305	9.55%	3,194	10.93%
	Pre-Poll (In Person) Absent Votes	34	60.71%	5	8.93%	17	30.36%	56	3	5.08%	59	0.20%
	Polling Day Absent Votes	569	39.49%	344	23.87%	528	36.64%	1,441	96	6.25%	1,537	5.26%
	Declared Institution Votes	36	57.14%	5	7.94%	22	34.92%	63	5	7.35%	68	0.23%
	Polling Day Declaration Votes	39	40.21%	28	28.87%	30	30.93%	97	11	10.19%	108	0.37%
	Uncertain Identity	0	0.00%	0	0.00%	0	0.00%	0	0	0.00%	0	0.00%
	Declaration and Pre-Poll Votes Totals	**2,328**	**51.21%**	**755**	**16.61%**	**1,463**	**32.18%**	**4,546**	**420**	**8.46%**	**4,966**	**17.00%**
	Total First Preference Votes	**13,717**	**49.72%**	**4,434**	**16.07%**	**9,435**	**34.20%**	**27,586**	**1,625**	**5.56%**	**29,211**	**100.00%**

Distribution of Preferences

Preference Distribution	* HART Michael Votes	%	BURGOYNE Peter Votes	%	HISLOP Gail Votes	%	Votes remaining in count	Exhausted Votes	%	Total Formal Votes
First Preference Votes	13,717	49.72%	4,434	16.07%	9,435	34.20%	27,586			27,586
BURGOYNE Excluded (1st)	**1,415**	**31.91%**			**3,019**	**68.09%**	**4,434**	**0**	**0.00%**	**4,434**
District Total	**15,132**	**54.85%**			**12,454**	**45.15%**	**27,586**	**0**	**0.00%**	**27,586**

*** Indicates the winner**

13 - Electoral District of Burnett

First Preference Votes Polled for each Candidate at each Polling Booth

Booth No.	Polling Booth	* BENNETT Stephen LNP Votes	%	LYNCH Ashley ONP Votes	%	ROBERTS Tim GRN Votes	%	HARVEY Lee ALP Votes	%	Total Formal Votes	Informal Votes	%	Total Votes	% of Total Votes
1	Agnes Water	253	35.73%	169	23.87%	98	13.84%	188	26.55%	708	22	3.01%	730	2.37%
2	Alloway	184	51.40%	101	28.21%	13	3.63%	60	16.76%	358	17	4.53%	375	1.22%
3	Avoca	110	34.70%	83	26.18%	18	5.68%	106	33.44%	317	26	7.58%	343	1.11%
4	Avondale	67	40.36%	48	28.92%	5	3.01%	46	27.71%	166	10	5.68%	176	0.57%
5	Baffle Creek	87	30.21%	125	43.40%	23	7.99%	53	18.40%	288	8	2.70%	296	0.96%
6	Bargara	1,250	48.28%	442	17.07%	167	6.45%	730	28.20%	2,589	144	5.27%	2,733	8.87%
7	Booyal	50	48.08%	34	32.69%	5	4.81%	15	14.42%	104	2	1.89%	106	0.34%
8	Bororen	94	37.45%	95	37.85%	5	1.99%	57	22.71%	251	8	3.09%	259	0.84%
9	Branyan	87	33.72%	87	33.72%	8	3.10%	76	29.46%	258	11	4.09%	269	0.87%
10	Bucca	51	35.66%	57	39.86%	5	3.50%	30	20.98%	143	3	2.05%	146	0.47%
11	Bundaberg East	54	43.20%	28	22.40%	10	8.00%	33	26.40%	125	4	3.10%	129	0.42%
12	Bundaberg North	73	40.11%	55	30.22%	9	4.95%	45	24.73%	182	15	7.61%	197	0.64%
13	Bundaberg South	54	34.18%	42	26.58%	16	10.13%	46	29.11%	158	11	6.51%	169	0.55%
14	Burnett Heads	396	35.87%	273	24.73%	63	5.71%	372	33.70%	1,104	38	3.33%	1,142	3.71%
15	Buxton	56	33.94%	48	29.09%	6	3.64%	55	33.33%	165	7	4.07%	172	0.56%
16	Childers	699	38.81%	540	29.98%	85	4.72%	477	26.49%	1,801	73	3.90%	1,874	6.08%
17	Cordalba	192	41.56%	139	30.09%	19	4.11%	112	24.24%	462	19	3.95%	481	1.56%
18	Elliott Heads	232	38.54%	147	24.42%	40	6.64%	183	30.40%	602	29	4.60%	631	2.05%
19	Givelda	62	35.63%	64	36.78%	4	2.30%	44	25.29%	174	9	4.92%	183	0.59%
20	Gooburrum	306	48.96%	186	29.76%	24	3.84%	109	17.44%	625	40	6.02%	665	2.16%
21	Goodwood	79	40.31%	66	33.67%	6	3.06%	45	22.96%	196	9	4.39%	205	0.67%
22	Innes Park	473	44.62%	224	21.13%	70	6.60%	293	27.64%	1,060	41	3.72%	1,101	3.57%
23	Kalkie	160	56.14%	63	22.11%	13	4.56%	49	17.19%	285	23	7.47%	308	1.00%
24	Kepnock	25	41.67%	13	21.67%	9	15.00%	13	21.67%	60	6	9.09%	66	0.21%
25	Miriam Vale	157	39.45%	121	30.40%	6	1.51%	114	28.64%	398	10	2.45%	408	1.32%
26	Moore Park	366	34.46%	313	29.47%	64	6.03%	319	30.04%	1,062	42	3.80%	1,104	3.58%
27	North Bundaberg	60	33.90%	50	28.25%	20	11.30%	47	26.55%	177	20	10.15%	197	0.64%
28	Oakwood	199	42.43%	138	29.42%	24	5.12%	108	23.03%	469	15	3.10%	484	1.57%
29	Rosedale	139	34.32%	153	37.78%	21	5.19%	92	22.72%	405	9	2.17%	414	1.34%
30	Sharon	219	41.09%	153	28.71%	27	5.07%	134	25.14%	533	19	3.44%	552	1.79%
31	South Kolan	155	33.62%	148	32.10%	20	4.34%	138	29.93%	461	16	3.35%	477	1.55%
32	Thabeban	76	38.78%	55	28.06%	13	6.63%	52	26.53%	196	18	8.41%	214	0.69%
33	Woodgate	377	55.52%	133	19.59%	27	3.98%	142	20.91%	679	15	2.16%	694	2.25%
34	Woongarra	227	47.59%	90	18.87%	27	5.66%	133	27.88%	477	14	2.85%	491	1.59%
35	Yandaran	143	44.83%	83	26.02%	13	4.08%	80	25.08%	319	19	5.62%	338	1.10%
36	Brisbane CBD All-Districts Centre	2	28.57%	0	0.00%	4	57.14%	1	14.29%	7	0	0.00%	7	0.02%
37	Bundaberg All-Districts Centre	84	43.30%	56	28.87%	13	6.70%	41	21.13%	194	14	6.73%	208	0.67%
38	Burleigh All-Districts Centre	0	0.00%	1	100.00%	0	0.00%	0	0.00%	1	1	50.00%	2	0.01%
39	Cairns All-Districts Centre	0	0.00%	0	0.00%	0	0.00%	0	0.00%	0	0	0.00%	0	0.00%
40	East Brisbane All-Districts Centre	0	0.00%	0	0.00%	0	0.00%	0	0.00%	0	0	0.00%	0	0.00%
41	Hervey Bay All-Districts Centre	0	0.00%	1	50.00%	1	50.00%	0	0.00%	2	0	0.00%	2	0.01%
42	Mackay All-Districts Centre	0	0.00%	0	0.00%	0	0.00%	0	0.00%	0	0	0.00%	0	0.00%
43	Maroochydore All-Districts Centre	0	0.00%	0	0.00%	1	100.00%	0	0.00%	1	1	50.00%	2	0.01%
44	Morayfield All-Districts Centre	1	100.00%	0	0.00%	0	0.00%	0	0.00%	1	0	0.00%	1	0.00%
45	Noosa All-Districts Centre	0	0.00%	0	0.00%	1	100.00%	0	0.00%	1	0	0.00%	1	0.00%
46	Oodgeroo All-Districts Centre	2	100.00%	0	0.00%	0	0.00%	0	0.00%	2	0	0.00%	2	0.01%
47	Redcliffe All-Districts Centre	0	0.00%	0	0.00%	0	0.00%	0	0.00%	0	0	0.00%	0	0.00%
48	Southport All-Districts Centre	0	0.00%	0	0.00%	0	0.00%	0	0.00%	0	0	0.00%	0	0.00%
49	Telephone Voting	1	33.33%	2	66.67%	0	0.00%	0	0.00%	3	0	0.00%	3	0.01%
50	Townsville All-Districts Centre	0	0.00%	0	0.00%	0	0.00%	0	0.00%	0	0	0.00%	0	0.00%
51	Vulture Street All-Districts Centre	0	0.00%	0	0.00%	0	0.00%	0	0.00%	0	0	0.00%	0	0.00%
52	Woolloongabba All-Districts Centre	0	0.00%	0	0.00%	0	0.00%	0	0.00%	0	0	0.00%	0	0.00%
53	Brisbane CBD All-Districts Centre Pre-Poll	18	58.06%	2	6.45%	6	19.35%	5	16.13%	31	0	0.00%	31	0.10%
54	Bundaberg All-Districts Centre Pre-Poll	2,989	44.45%	1,849	27.50%	299	4.45%	1,587	23.60%	6,724	172	2.49%	6,896	22.38%
55	Burleigh All-Districts Centre Pre-Poll	7	70.00%	1	10.00%	0	0.00%	2	20.00%	10	0	0.00%	10	0.03%
56	Cairns All-Districts Centre Pre-Poll	0	0.00%	4	100.00%	0	0.00%	0	0.00%	4	0	0.00%	4	0.01%
57	Electoral Visit	22	42.31%	15	28.85%	2	3.85%	13	25.00%	52	3	5.45%	55	0.18%
58	Hervey Bay All-Districts Centre Pre-poll	13	44.83%	8	27.59%	4	13.79%	4	13.79%	29	7	19.44%	36	0.12%
59	Mackay All-Districts Centre Pre-Poll	7	53.85%	5	38.46%	0	0.00%	1	7.69%	13	1	7.14%	14	0.05%
60	Maroochydore All-Districts Centre Pre-Poll	4	23.53%	8	47.06%	1	5.88%	4	23.53%	17	0	0.00%	17	0.06%
61	Morayfield All-Districts Centre Pre-poll	2	100.00%	0	0.00%	0	0.00%	0	0.00%	2	0	0.00%	2	0.01%
62	Noosa All-Districts Centre Pre-Poll	1	33.33%	2	66.67%	0	0.00%	0	0.00%	3	0	0.00%	3	0.01%

63	Oodgeroo All-Districts Centre Pre-Poll	0	0.00%	1	100.00%	0	0.00%	0	0.00%	1	0	0.00%	1	0.00%
64	Redcliffe All-Districts Centre Pre-Poll	1	33.33%	1	33.33%	0	0.00%	1	33.33%	3	0	0.00%	3	0.01%
65	Southport All-Districts Centre Pre-Poll	5	62.50%	3	37.50%	0	0.00%	0	0.00%	8	0	0.00%	8	0.03%
66	Telephone Voting - Pre-poll	4	44.44%	3	33.33%	1	11.11%	1	11.11%	9	0	0.00%	9	0.03%
67	Townsville All-Districts Centre Pre-Poll	6	46.15%	0	0.00%	2	15.38%	5	38.46%	13	0	0.00%	13	0.04%
68	eAssist - Coorparoo Pre-Poll	0	0.00%	0	0.00%	0	0.00%	0	0.00%	0	0	0.00%	0	0.00%
69	Agnes Water Pre-poll	299	41.30%	172	23.76%	74	10.22%	179	24.72%	724	22	2.95%	746	2.42%
70	Returning Officer Burnett Pre-Poll	0	0.00%	0	0.00%	0	0.00%	0	0.00%	0	0	0.00%	0	0.00%
71	Returning Officer Algester Pre-Poll	0	0.00%	0	0.00%	0	0.00%	0	0.00%	0	0	0.00%	0	0.00%
72	Returning Officer Aspley Pre-Poll	0	0.00%	1	100.00%	0	0.00%	0	0.00%	1	0	0.00%	1	0.00%
73	Returning Officer Bancroft Pre-Poll	1	50.00%	0	0.00%	0	0.00%	1	50.00%	2	0	0.00%	2	0.01%
74	Returning Officer Barron River Pre-Poll	0	0.00%	0	0.00%	0	0.00%	0	0.00%	0	0	0.00%	0	0.00%
75	Returning Officer Bonney Pre-Poll	0	0.00%	0	0.00%	0	0.00%	0	0.00%	0	0	0.00%	0	0.00%
76	Returning Officer Broadwater Pre-Poll	0	0.00%	2	100.00%	0	0.00%	0	0.00%	2	0	0.00%	2	0.01%
77	Returning Officer Buderim Pre-Poll	2	100.00%	0	0.00%	0	0.00%	0	0.00%	2	0	0.00%	2	0.01%
78	Returning Officer Bulimba Pre-Poll	1	50.00%	0	0.00%	1	50.00%	0	0.00%	2	0	0.00%	2	0.01%
79	Returning Officer Bundaberg Pre-Poll	0	0.00%	0	0.00%	0	0.00%	0	0.00%	0	0	0.00%	0	0.00%
80	Returning Officer Bundamba Pre-Poll	0	0.00%	0	0.00%	0	0.00%	1	100.00%	1	0	0.00%	1	0.00%
81	Returning Officer Burdekin Pre-Poll	0	0.00%	0	0.00%	0	0.00%	0	0.00%	0	0	0.00%	0	0.00%
82	Returning Officer Burleigh Pre-Poll	0	0.00%	0	0.00%	0	0.00%	0	0.00%	0	0	0.00%	0	0.00%
83	Returning Officer Cairns Pre-Poll	0	0.00%	0	0.00%	0	0.00%	0	0.00%	0	0	0.00%	0	0.00%
84	Returning Officer Callide Pre-Poll	1	16.67%	3	50.00%	1	16.67%	1	16.67%	6	0	0.00%	6	0.02%
85	Returning Officer Caloundra Pre-Poll	5	41.67%	5	41.67%	0	0.00%	2	16.67%	12	0	0.00%	12	0.04%
86	Returning Officer Capalaba Pre-Poll	3	75.00%	1	25.00%	0	0.00%	0	0.00%	4	0	0.00%	4	0.01%
87	Returning Officer Chatsworth Pre-Poll	0	0.00%	2	100.00%	0	0.00%	0	0.00%	2	0	0.00%	2	0.01%
88	Returning Officer Clayfield Pre-Poll	0	0.00%	1	100.00%	0	0.00%	0	0.00%	1	0	0.00%	1	0.00%
89	Returning Officer Condamine Pre-Poll	0	0.00%	0	0.00%	0	0.00%	0	0.00%	0	0	0.00%	0	0.00%
90	Returning Officer Cook Pre-Poll	0	0.00%	1	100.00%	0	0.00%	0	0.00%	1	0	0.00%	1	0.00%
91	Returning Officer Coomera Pre-Poll	0	0.00%	0	0.00%	0	0.00%	1	100.00%	1	0	0.00%	1	0.00%
92	Returning Officer Cooper Pre-Poll	0	0.00%	0	0.00%	0	0.00%	0	0.00%	0	0	0.00%	0	0.00%
93	Returning Officer Currumbin Pre-Poll	2	40.00%	0	0.00%	0	0.00%	3	60.00%	5	0	0.00%	5	0.02%
94	Returning Officer Everton Pre-Poll	0	0.00%	0	0.00%	0	0.00%	0	0.00%	0	0	0.00%	0	0.00%
95	Returning Officer Ferny Grove Pre-Poll	0	0.00%	0	0.00%	0	0.00%	0	0.00%	0	0	0.00%	0	0.00%
96	Returning Officer Gaven Pre-Poll	0	0.00%	0	0.00%	0	0.00%	1	100.00%	1	0	0.00%	1	0.00%
97	Returning Officer Gladstone Pre-Poll	54	34.84%	51	32.90%	2	1.29%	48	30.97%	155	7	4.32%	162	0.53%
98	Returning Officer Glass House Pre-Poll	0	0.00%	0	0.00%	0	0.00%	0	0.00%	0	0	0.00%	0	0.00%
99	Returning Officer Greenslopes Pre-Poll	2	50.00%	0	0.00%	0	0.00%	2	50.00%	4	0	0.00%	4	0.01%
100	Returning Officer Gregory Pre-Poll	0	0.00%	3	100.00%	0	0.00%	0	0.00%	3	1	25.00%	4	0.01%
101	Returning Officer Gympie Pre-Poll	4	57.14%	1	14.29%	0	0.00%	2	28.57%	7	0	0.00%	7	0.02%
102	Returning Officer Hervey Bay Pre-Poll	0	0.00%	0	0.00%	0	0.00%	0	0.00%	0	0	0.00%	0	0.00%
103	Returning Officer Hill Pre-Poll	0	0.00%	0	0.00%	0	0.00%	0	0.00%	0	0	0.00%	0	0.00%
104	Returning Officer Hinchinbrook Pre-Poll	0	0.00%	0	0.00%	0	0.00%	0	0.00%	0	0	0.00%	0	0.00%
105	Returning Officer Inala Pre-Poll	0	0.00%	0	0.00%	0	0.00%	0	0.00%	0	0	0.00%	0	0.00%
106	Returning Officer Ipswich Pre-Poll	0	0.00%	0	0.00%	0	0.00%	2	100.00%	2	0	0.00%	2	0.01%
107	Returning Officer Ipswich West Pre-Poll	0	0.00%	0	0.00%	0	0.00%	0	0.00%	0	0	0.00%	0	0.00%
108	Returning Officer Jordan Pre-Poll	0	0.00%	1	100.00%	0	0.00%	0	0.00%	1	0	0.00%	1	0.00%
109	Returning Officer Kawana Pre-Poll	3	60.00%	0	0.00%	0	0.00%	2	40.00%	5	0	0.00%	5	0.02%
110	Returning Officer Keppel Pre-Poll	7	50.00%	5	35.71%	0	0.00%	2	14.29%	14	0	0.00%	14	0.05%
111	Returning Officer Kurwongbah Pre-Poll	0	0.00%	0	0.00%	0	0.00%	0	0.00%	0	0	0.00%	0	0.00%
112	Returning Officer Lockyer Pre-Poll	1	50.00%	1	50.00%	0	0.00%	0	0.00%	2	0	0.00%	2	0.01%
113	Returning Officer Logan Pre-Poll	0	0.00%	0	0.00%	0	0.00%	0	0.00%	0	0	0.00%	0	0.00%
114	Returning Officer Lytton Pre-Poll	1	33.33%	2	66.67%	0	0.00%	0	0.00%	3	1	25.00%	4	0.01%
115	Returning Officer Macalister Pre-Poll	0	0.00%	0	0.00%	0	0.00%	0	0.00%	0	0	0.00%	0	0.00%
116	Returning Officer Mackay Pre-Poll	0	0.00%	0	0.00%	0	0.00%	0	0.00%	0	0	0.00%	0	0.00%
117	Returning Officer Maiwar Pre-Poll	0	0.00%	0	0.00%	1	100.00%	0	0.00%	1	0	0.00%	1	0.00%
118	Returning Officer Mansfield Pre-Poll	0	0.00%	0	0.00%	0	0.00%	0	0.00%	0	0	0.00%	0	0.00%
119	Returning Officer Maroochydore Pre-Poll	0	0.00%	0	0.00%	0	0.00%	0	0.00%	0	0	0.00%	0	0.00%
120	Returning Officer Maryborough Pre-Poll	5	25.00%	10	50.00%	0	0.00%	5	25.00%	20	0	0.00%	20	0.06%
121	Returning Officer Mcconnel Pre-Poll	0	0.00%	0	0.00%	0	0.00%	1	100.00%	1	0	0.00%	1	0.00%
122	Returning Officer Mermaid Beach Pre-Poll	0	0.00%	0	0.00%	1	100.00%	0	0.00%	1	0	0.00%	1	0.00%
123	Returning Officer Miller Pre-Poll	0	0.00%	0	0.00%	0	0.00%	1	100.00%	1	0	0.00%	1	0.00%
124	Returning Officer Mirani Pre-Poll	0	0.00%	0	0.00%	0	0.00%	0	0.00%	0	0	0.00%	0	0.00%
125	Returning Officer Moggill Pre-Poll	0	0.00%	1	100.00%	0	0.00%	0	0.00%	1	0	0.00%	1	0.00%
126	Returning Officer Morayfield Pre-Poll	0	0.00%	0	0.00%	0	0.00%	0	0.00%	0	0	0.00%	0	0.00%
127	Returning Officer Mount Ommaney Pre-Poll	0	0.00%	0	0.00%	0	0.00%	1	100.00%	1	0	0.00%	1	0.00%
128	Returning Officer Mudgeeraba Pre-Poll	0	0.00%	0	0.00%	0	0.00%	0	0.00%	0	0	0.00%	0	0.00%
129	Returning Officer Mulgrave Pre-Poll	0	0.00%	0	0.00%	0	0.00%	0	0.00%	0	0	0.00%	0	0.00%
130	Returning Officer Mundingburra Pre-Poll	0	0.00%	0	0.00%	0	0.00%	0	0.00%	0	0	0.00%	0	0.00%
131	Returning Officer Murrumba Pre-Poll	0	0.00%	2	66.67%	1	33.33%	0	0.00%	3	0	0.00%	3	0.01%
132	Returning Officer Nanango Pre-Poll	1	50.00%	0	0.00%	0	0.00%	1	50.00%	2	0	0.00%	2	0.01%
133	Returning Officer Nicklin Pre-Poll	0	0.00%	2	50.00%	1	25.00%	1	25.00%	4	0	0.00%	4	0.01%

134	Returning Officer Ninderry Pre-Poll	3	50.00%	1	16.67%	0	0.00%	2	33.33%	6	0	0.00%	6	0.02%
135	Returning Officer Noosa Pre-Poll	0	0.00%	0	0.00%	0	0.00%	0	0.00%	0	0	0.00%	0	0.00%
136	Returning Officer Nudgee Pre-Poll	0	0.00%	0	0.00%	0	0.00%	1	100.00%	1	0	0.00%	1	0.00%
137	Returning Officer Oodgeroo Pre-Poll	0	0.00%	0	0.00%	0	0.00%	0	0.00%	0	0	0.00%	0	0.00%
138	Returning Officer Pine Rivers Pre-Poll	0	0.00%	1	100.00%	0	0.00%	0	0.00%	1	0	0.00%	1	0.00%
139	Returning Officer Pumicestone Pre-Poll	1	25.00%	1	25.00%	0	0.00%	2	50.00%	4	0	0.00%	4	0.01%
140	Returning Officer Redcliffe Pre-Poll	0	0.00%	0	0.00%	0	0.00%	0	0.00%	0	0	0.00%	0	0.00%
141	Returning Officer Redlands Pre-Poll	0	0.00%	1	50.00%	0	0.00%	1	50.00%	2	0	0.00%	2	0.01%
142	Returning Officer Rockhampton Pre-Poll	4	21.05%	9	47.37%	1	5.26%	5	26.32%	19	0	0.00%	19	0.06%
143	Returning Officer Sandgate Pre-Poll	1	33.33%	0	0.00%	1	33.33%	1	33.33%	3	0	0.00%	3	0.01%
144	Returning Officer Scenic Rim Pre-Poll	0	0.00%	0	0.00%	0	0.00%	0	0.00%	0	0	0.00%	0	0.00%
145	Returning Officer South Brisbane Pre-Poll	3	100.00%	0	0.00%	0	0.00%	0	0.00%	3	0	0.00%	3	0.01%
146	Returning Officer Southern Downs Pre-Poll	0	0.00%	0	0.00%	0	0.00%	0	0.00%	0	0	0.00%	0	0.00%
147	Returning Officer Southport Pre-Poll	0	0.00%	0	0.00%	0	0.00%	0	0.00%	0	0	0.00%	0	0.00%
148	Returning Officer Springwood Pre-Poll	1	50.00%	1	50.00%	0	0.00%	0	0.00%	2	0	0.00%	2	0.01%
149	Returning Officer Stafford Pre-Poll	0	0.00%	0	0.00%	0	0.00%	2	100.00%	2	0	0.00%	2	0.01%
150	Returning Officer Stretton Pre-Poll	1	50.00%	0	0.00%	1	50.00%	0	0.00%	2	0	0.00%	2	0.01%
151	Returning Officer Surfers Paradise Pre-Poll	0	0.00%	1	50.00%	0	0.00%	1	50.00%	2	0	0.00%	2	0.01%
152	Returning Officer Theodore Pre-Poll	0	0.00%	0	0.00%	0	0.00%	0	0.00%	0	0	0.00%	0	0.00%
153	Returning Officer Thuringowa Pre-Poll	0	0.00%	0	0.00%	0	0.00%	0	0.00%	0	0	0.00%	0	0.00%
154	Returning Officer Toohey Pre-Poll	0	0.00%	1	50.00%	1	50.00%	0	0.00%	2	0	0.00%	2	0.01%
155	Returning Officer Toowoomba North Pre-Poll	2	50.00%	2	50.00%	0	0.00%	0	0.00%	4	0	0.00%	4	0.01%
156	Returning Officer Toowoomba South Pre-Poll	1	100.00%	0	0.00%	0	0.00%	0	0.00%	1	0	0.00%	1	0.00%
157	Returning Officer Townsville Pre-Poll	0	0.00%	0	0.00%	0	0.00%	0	0.00%	0	0	0.00%	0	0.00%
158	Returning Officer Traeger Pre-Poll	3	60.00%	1	20.00%	1	20.00%	0	0.00%	5	0	0.00%	5	0.02%
159	Returning Officer Warrego Pre-Poll	1	50.00%	1	50.00%	0	0.00%	0	0.00%	2	0	0.00%	2	0.01%
160	Returning Officer Waterford Pre-Poll	0	0.00%	0	0.00%	0	0.00%	0	0.00%	0	0	0.00%	0	0.00%
161	Returning Officer Whitsunday Pre-Poll	0	0.00%	0	0.00%	0	0.00%	0	0.00%	0	0	0.00%	0	0.00%
162	Returning Officer Woodridge Pre-Poll	0	0.00%	1	100.00%	0	0.00%	0	0.00%	1	0	0.00%	1	0.00%
	Polling Booth Totals	**10,794**	**42.25%**	**6,816**	**26.68%**	**1,405**	**5.50%**	**6,533**	**25.57%**	**25,548**	**1,002**	**3.77%**	**26,550**	**86.15%**
	Postal, Special Postal, Unenrolled Votes	1,255	48.14%	627	24.05%	125	4.79%	600	23.01%	2,607	130	4.75%	2,737	8.88%
	Pre-Poll (In Person) Absent Votes	64	43.24%	47	31.76%	6	4.05%	31	20.95%	148	2	1.33%	150	0.49%
	Polling Day Absent Votes	414	35.57%	378	32.47%	94	8.08%	278	23.88%	1,164	61	4.98%	1,225	3.97%
	Declared Institution Votes	7	30.43%	6	26.09%	2	8.70%	8	34.78%	23	3	11.54%	26	0.08%
	Polling Day Declaration Votes	36	29.03%	33	26.61%	14	11.29%	41	33.06%	124	7	5.34%	131	0.43%
	Uncertain Identity	0	0.00%	0	0.00%	0	0.00%	0	0.00%	0	0	0.00%	0	0.00%
	Declaration and Pre-Poll Votes Totals	**1,776**	**43.68%**	**1,091**	**26.83%**	**241**	**5.93%**	**958**	**23.56%**	**4,066**	**203**	**4.76%**	**4,269**	**13.85%**
	Total First Preference Votes	**12,570**	**42.45%**	**7,907**	**26.70%**	**1,646**	**5.56%**	**7,491**	**25.30%**	**29,614**	**1,205**	**3.91%**	**30,819**	**100.00%**

Distribution of Preferences

Preference Distribution	* BENNETT Stephen Votes	%	LYNCH Ashley Votes	%	ROBERTS Tim Votes	%	HARVEY Lee Votes	%	Votes remaining in count	Exhausted Votes	%	Total Formal Votes
First Preference Votes	12,570	42.45%	7,907	26.70%	1,646	5.56%	7,491	25.30%	29,614			29,614
ROBERTS Excluded (1st)	**314**	**19.08%**	**375**	**22.78%**			**957**	**58.14%**	**1,646**	**0**	**0.00%**	**1,646**
Total	12,884	43.51%	8,282	27.97%			8,448	28.53%	29,614	0	0.00%	29,614
LYNCH Excluded (2nd)	**5,078**	**61.31%**					**3,204**	**38.69%**	**8,282**	**0**	**0.00%**	**8,282**
District Total	**17,962**	**60.65%**					**11,652**	**39.35%**	**29,614**	**0**	**0.00%**	**29,614**

*** Indicates the winner**

14 - Electoral District of Cairns

First Preference Votes Polled for each Candidate at each Polling Booth

Booth No.	Polling Booth	HODGE Ian ONP Votes	%	MCDONALD Aaron GRN Votes	%	* HEALY Michael ALP Votes	%	PYNE Rob Votes	%	MARINO Sam LNP Votes	%	Total Formal Votes	Informal Votes	%	Total Votes	% of Total Votes
1	Cairns City	195	12.06%	194	12.00%	511	31.60%	324	20.04%	393	24.30%	1,617	69	4.09%	1,686	5.69%
2	Cairns West	177	12.78%	59	4.26%	515	37.18%	365	26.35%	269	19.42%	1,385	94	6.36%	1,479	4.99%
3	Earlville	243	14.12%	104	6.04%	545	31.67%	286	16.62%	543	31.55%	1,721	60	3.37%	1,781	6.01%
4	Edge Hill	267	10.14%	284	10.78%	863	32.76%	531	20.16%	689	26.16%	2,634	108	3.94%	2,742	9.26%
5	Freshwater	90	12.91%	63	9.04%	225	32.28%	95	13.63%	224	32.14%	697	30	4.13%	727	2.46%
6	Manunda	166	12.72%	126	9.66%	431	33.03%	305	23.37%	277	21.23%	1,305	60	4.40%	1,365	4.61%
7	Mooroobool	199	15.58%	96	7.52%	420	32.89%	275	21.53%	287	22.47%	1,277	65	4.84%	1,342	4.53%
8	Redlynch	27	11.54%	28	11.97%	89	38.03%	26	11.11%	64	27.35%	234	15	6.02%	249	0.84%
9	Stratford	50	16.23%	34	11.04%	97	31.49%	49	15.91%	78	25.32%	308	7	2.22%	315	1.06%
10	Whitfield	183	11.16%	163	9.94%	539	32.87%	302	18.41%	453	27.62%	1,640	62	3.64%	1,702	5.75%
11	Woree	30	16.13%	17	9.14%	64	34.41%	41	22.04%	34	18.28%	186	14	7.00%	200	0.68%
12	Brisbane CBD All-Districts Centre	0	0.00%	1	9.09%	4	36.36%	2	18.18%	4	36.36%	11	1	8.33%	12	0.04%
13	Bundaberg All-Districts Centre	0	0.00%	0	0.00%	0	0.00%	0	0.00%	0	0.00%	0	0	0.00%	0	0.00%
14	Burleigh All-Districts Centre	0	0.00%	0	0.00%	0	0.00%	0	0.00%	0	0.00%	0	0	0.00%	0	0.00%
15	Cairns All-Districts Centre	128	15.22%	57	6.78%	252	29.96%	179	21.28%	225	26.75%	841	43	4.86%	884	2.99%
16	East Brisbane All-Districts Centre	0	0.00%	0	0.00%	0	0.00%	0	0.00%	0	0.00%	0	0	0.00%	0	0.00%
17	Hervey Bay All-Districts Centre	0	0.00%	0	0.00%	0	0.00%	0	0.00%	0	0.00%	0	0	0.00%	0	0.00%
18	Mackay All-Districts Centre	2	66.67%	1	33.33%	0	0.00%	0	0.00%	0	0.00%	3	0	0.00%	3	0.01%
19	Maroochydore All-Districts Centre	0	0.00%	1	100.00%	0	0.00%	0	0.00%	0	0.00%	1	0	0.00%	1	0.00%
20	Morayfield All-Districts Centre	0	0.00%	0	0.00%	0	0.00%	0	0.00%	0	0.00%	0	0	0.00%	0	0.00%
21	Noosa All-Districts Centre	0	0.00%	0	0.00%	0	0.00%	0	0.00%	0	0.00%	0	0	0.00%	0	0.00%
22	Oodgeroo All-Districts Centre	0	0.00%	0	0.00%	0	0.00%	0	0.00%	0	0.00%	0	0	0.00%	0	0.00%
23	Redcliffe All-Districts Centre	0	0.00%	0	0.00%	0	0.00%	0	0.00%	0	0.00%	0	0	0.00%	0	0.00%
24	Southport All-Districts Centre	0	0.00%	0	0.00%	0	0.00%	1	100.00%	0	0.00%	1	0	0.00%	1	0.00%
25	Telephone Voting	0	0.00%	1	16.67%	1	16.67%	4	66.67%	0	0.00%	6	0	0.00%	6	0.02%
26	Townsville All-Districts Centre	0	0.00%	0	0.00%	0	0.00%	1	50.00%	1	50.00%	2	1	33.33%	3	0.01%
27	Vulture Street All-Districts Centre	0	0.00%	0	0.00%	0	0.00%	0	0.00%	0	0.00%	0	0	0.00%	0	0.00%
28	Woolloongabba All-Districts Centre	0	0.00%	0	0.00%	0	0.00%	0	0.00%	0	0.00%	0	0	0.00%	0	0.00%
29	Brisbane CBD All-Districts Centre Pre-Poll	0	0.00%	5	13.89%	12	33.33%	5	13.89%	14	38.89%	36	1	2.70%	37	0.12%
30	Bundaberg All-Districts Centre Pre-Poll	1	12.50%	4	50.00%	3	37.50%	0	0.00%	0	0.00%	8	0	0.00%	8	0.03%
31	Burleigh All-Districts Centre Pre-Poll	0	0.00%	2	22.22%	1	11.11%	0	0.00%	6	66.67%	9	0	0.00%	9	0.03%
32	Cairns All-Districts Centre Pre-Poll	1,771	16.98%	674	6.46%	2,858	27.40%	1,938	18.58%	3,190	30.58%	10,431	376	3.48%	10,807	36.49%
33	Electoral Visit	13	11.30%	5	4.35%	38	33.04%	23	20.00%	36	31.30%	115	9	7.26%	124	0.42%
34	Hervey Bay All-Districts Centre Pre-poll	2	66.67%	0	0.00%	0	0.00%	0	0.00%	1	33.33%	3	0	0.00%	3	0.01%
35	Mackay All-Districts Centre Pre-Poll	0	0.00%	0	0.00%	4	50.00%	1	12.50%	3	37.50%	8	0	0.00%	8	0.03%
36	Maroochydore All-Districts Centre Pre-Poll	3	33.33%	1	11.11%	1	11.11%	2	22.22%	2	22.22%	9	0	0.00%	9	0.03%
37	Morayfield All-Districts Centre Pre-poll	1	16.67%	0	0.00%	2	33.33%	0	0.00%	3	50.00%	6	0	0.00%	6	0.02%
38	Noosa All-Districts Centre Pre-Poll	2	66.67%	0	0.00%	1	33.33%	0	0.00%	0	0.00%	3	0	0.00%	3	0.01%
39	Oodgeroo All-Districts Centre Pre-Poll	0	0.00%	0	0.00%	0	0.00%	0	0.00%	0	0.00%	0	0	0.00%	0	0.00%
40	Redcliffe All-Districts Centre Pre-Poll	0	0.00%	0	0.00%	0	0.00%	0	0.00%	1	100.00%	1	0	0.00%	1	0.00%
41	Southport All-Districts Centre Pre-Poll	2	20.00%	1	10.00%	3	30.00%	2	20.00%	2	20.00%	10	0	0.00%	10	0.03%
42	Telephone Voting - Pre-poll	2	15.38%	2	15.38%	4	30.77%	4	30.77%	1	7.69%	13	0	0.00%	13	0.04%
43	Townsville All-Districts Centre Pre-Poll	5	17.24%	6	20.69%	10	34.48%	5	17.24%	3	10.34%	29	3	9.38%	32	0.11%
44	eAssist - Coorparoo Pre-Poll	0	0.00%	0	0.00%	0	0.00%	0	0.00%	0	0.00%	0	0	0.00%	0	0.00%
45	Returning Officer Cairns Pre-Poll	0	0.00%	0	0.00%	0	0.00%	0	0.00%	0	0.00%	0	0	0.00%	0	0.00%
46	Returning Officer Algester Pre-Poll	0	0.00%	0	0.00%	0	0.00%	0	0.00%	0	0.00%	0	0	0.00%	0	0.00%
47	Returning Officer Aspley Pre-Poll	0	0.00%	1	33.33%	0	0.00%	0	0.00%	2	66.67%	3	0	0.00%	3	0.01%
48	Returning Officer Bancroft Pre-Poll	0	0.00%	0	0.00%	0	0.00%	0	0.00%	0	0.00%	0	0	0.00%	0	0.00%
49	Returning Officer Barron River Pre-Poll	68	24.37%	18	6.45%	75	26.88%	41	14.70%	77	27.60%	279	9	3.13%	288	0.97%
50	Returning Officer Bonney Pre-Poll	0	0.00%	0	0.00%	0	0.00%	0	0.00%	0	0.00%	0	0	0.00%	0	0.00%
51	Returning Officer Broadwater Pre-Poll	1	50.00%	0	0.00%	1	50.00%	0	0.00%	0	0.00%	2	0	0.00%	2	0.01%
52	Returning Officer Buderim Pre-Poll	0	0.00%	0	0.00%	0	0.00%	0	0.00%	0	0.00%	0	0	0.00%	0	0.00%
53	Returning Officer Bulimba Pre-Poll	0	0.00%	0	0.00%	1	100.00%	0	0.00%	0	0.00%	1	0	0.00%	1	0.00%
54	Returning Officer Bundaberg Pre-Poll	0	0.00%	0	0.00%	0	0.00%	0	0.00%	0	0.00%	0	0	0.00%	0	0.00%
55	Returning Officer Bundamba Pre-Poll	0	0.00%	0	0.00%	0	0.00%	1	100.00%	0	0.00%	1	0	0.00%	1	0.00%
56	Returning Officer Burdekin Pre-Poll	0	0.00%	0	0.00%	0	0.00%	0	0.00%	0	0.00%	0	0	0.00%	0	0.00%
57	Returning Officer Burleigh Pre-Poll	0	0.00%	0	0.00%	0	0.00%	0	0.00%	0	0.00%	0	0	0.00%	0	0.00%
58	Returning Officer Burnett Pre-Poll	0	0.00%	0	0.00%	0	0.00%	0	0.00%	0	0.00%	0	0	0.00%	0	0.00%
59	Returning Officer Callide Pre-Poll	0	0.00%	0	0.00%	0	0.00%	0	0.00%	0	0.00%	0	0	0.00%	0	0.00%
60	Returning Officer Caloundra Pre-Poll	0	0.00%	0	0.00%	1	33.33%	1	33.33%	1	33.33%	3	0	0.00%	3	0.01%
61	Returning Officer Capalaba Pre-Poll	0	0.00%	0	0.00%	0	0.00%	0	0.00%	0	0.00%	0	0	0.00%	0	0.00%
62	Returning Officer Chatsworth Pre-Poll	0	0.00%	0	0.00%	0	0.00%	1	100.00%	0	0.00%	1	0	0.00%	1	0.00%
63	Returning Officer Clayfield Pre-Poll	1	25.00%	0	0.00%	1	25.00%	0	0.00%	2	50.00%	4	0	0.00%	4	0.01%
64	Returning Officer Condamine Pre-Poll	0	0.00%	0	0.00%	0	0.00%	0	0.00%	0	0.00%	0	0	0.00%	0	0.00%
65	Returning Officer Cook Pre-Poll	4	19.05%	3	14.29%	7	33.33%	4	19.05%	3	14.29%	21	1	4.55%	22	0.07%
66	Returning Officer Coomera Pre-Poll	0	0.00%	0	0.00%	0	0.00%	0	0.00%	0	0.00%	0	0	0.00%	0	0.00%
67	Returning Officer Cooper Pre-Poll	0	0.00%	0	0.00%	0	0.00%	0	0.00%	0	0.00%	0	0	0.00%	0	0.00%
68	Returning Officer Currumbin Pre-Poll	0	0.00%	0	0.00%	0	0.00%	0	0.00%	2	100.00%	2	0	0.00%	2	0.01%
69	Returning Officer Everton Pre-Poll	1	100.00%	0	0.00%	0	0.00%	0	0.00%	0	0.00%	1	0	0.00%	1	0.00%
70	Returning Officer Ferny Grove Pre-Poll	0	0.00%	0	0.00%	1	100.00%	0	0.00%	0	0.00%	1	0	0.00%	1	0.00%

71	Returning Officer Gaven Pre-Poll	0	0.00%	0	0.00%	0	0.00%	0	0.00%	1	100.00%	1	0	0.00%	1	0.00%
72	Returning Officer Gladstone Pre-Poll	2	40.00%	0	0.00%	1	20.00%	2	40.00%	0	0.00%	5	0	0.00%	5	0.02%
73	Returning Officer Glass House Pre-Poll	0	0.00%	0	0.00%	0	0.00%	0	0.00%	0	0.00%	0	0	0.00%	0	0.00%
74	Returning Officer Greenslopes Pre-Poll	0	0.00%	0	0.00%	1	50.00%	0	0.00%	1	50.00%	2	0	0.00%	2	0.01%
75	Returning Officer Gregory Pre-Poll	0	0.00%	0	0.00%	0	0.00%	0	0.00%	0	0.00%	0	0	0.00%	0	0.00%
76	Returning Officer Gympie Pre-Poll	1	100.00%	0	0.00%	0	0.00%	0	0.00%	0	0.00%	1	0	0.00%	1	0.00%
77	Returning Officer Hervey Bay Pre-Poll	2	66.67%	0	0.00%	0	0.00%	0	0.00%	1	33.33%	3	0	0.00%	3	0.01%
78	Returning Officer Hill Pre-Poll	1	25.00%	0	0.00%	0	0.00%	0	0.00%	3	75.00%	4	0	0.00%	4	0.01%
79	Returning Officer Hinchinbrook Pre-Poll	0	0.00%	0	0.00%	0	0.00%	2	100.00%	0	0.00%	2	0	0.00%	2	0.01%
80	Returning Officer Inala Pre-Poll	0	0.00%	0	0.00%	0	0.00%	0	0.00%	0	0.00%	0	0	0.00%	0	0.00%
81	Returning Officer Ipswich Pre-Poll	0	0.00%	0	0.00%	1	100.00%	0	0.00%	0	0.00%	1	0	0.00%	1	0.00%
82	Returning Officer Ipswich West Pre-Poll	0	0.00%	0	0.00%	0	0.00%	0	0.00%	0	0.00%	0	0	0.00%	0	0.00%
83	Returning Officer Jordan Pre-Poll	2	100.00%	0	0.00%	0	0.00%	0	0.00%	0	0.00%	2	0	0.00%	2	0.01%
84	Returning Officer Kawana Pre-Poll	0	0.00%	0	0.00%	0	0.00%	1	33.33%	2	66.67%	3	0	0.00%	3	0.01%
85	Returning Officer Keppel Pre-Poll	0	0.00%	0	0.00%	0	0.00%	3	75.00%	1	25.00%	4	0	0.00%	4	0.01%
86	Returning Officer Kurwongbah Pre-Poll	0	0.00%	0	0.00%	0	0.00%	0	0.00%	0	0.00%	0	0	0.00%	0	0.00%
87	Returning Officer Lockyer Pre-Poll	0	0.00%	0	0.00%	0	0.00%	0	0.00%	0	0.00%	0	0	0.00%	0	0.00%
88	Returning Officer Logan Pre-Poll	0	0.00%	0	0.00%	0	0.00%	0	0.00%	0	0.00%	0	0	0.00%	0	0.00%
89	Returning Officer Lytton Pre-Poll	0	0.00%	0	0.00%	1	100.00%	0	0.00%	0	0.00%	1	0	0.00%	1	0.00%
90	Returning Officer Macalister Pre-Poll	0	0.00%	0	0.00%	0	0.00%	0	0.00%	0	0.00%	0	0	0.00%	0	0.00%
91	Returning Officer Mackay Pre-Poll	0	0.00%	0	0.00%	0	0.00%	0	0.00%	0	0.00%	0	0	0.00%	0	0.00%
92	Returning Officer Maiwar Pre-Poll	0	0.00%	0	0.00%	0	0.00%	0	0.00%	0	0.00%	0	0	0.00%	0	0.00%
93	Returning Officer Mansfield Pre-Poll	0	0.00%	0	0.00%	0	0.00%	0	0.00%	1	100.00%	1	0	0.00%	1	0.00%
94	Returning Officer Maroochydore Pre-Poll	0	0.00%	0	0.00%	0	0.00%	0	0.00%	0	0.00%	0	0	0.00%	0	0.00%
95	Returning Officer Maryborough Pre-Poll	0	0.00%	0	0.00%	0	0.00%	0	0.00%	0	0.00%	0	0	0.00%	0	0.00%
96	Returning Officer Mcconnel Pre-Poll	0	0.00%	0	0.00%	1	100.00%	0	0.00%	0	0.00%	1	0	0.00%	1	0.00%
97	Returning Officer Mermaid Beach Pre-Poll	1	33.33%	0	0.00%	1	33.33%	0	0.00%	1	33.33%	3	1	25.00%	4	0.01%
98	Returning Officer Miller Pre-Poll	0	0.00%	1	50.00%	0	0.00%	0	0.00%	1	50.00%	2	0	0.00%	2	0.01%
99	Returning Officer Mirani Pre-Poll	0	0.00%	0	0.00%	0	0.00%	0	0.00%	0	0.00%	0	0	0.00%	0	0.00%
100	Returning Officer Moggill Pre-Poll	1	100.00%	0	0.00%	0	0.00%	0	0.00%	0	0.00%	1	0	0.00%	1	0.00%
101	Returning Officer Morayfield Pre-Poll	0	0.00%	0	0.00%	0	0.00%	0	0.00%	0	0.00%	0	0	0.00%	0	0.00%
102	Returning Officer Mount Ommaney Pre-Poll	0	0.00%	0	0.00%	0	0.00%	0	0.00%	0	0.00%	0	0	0.00%	0	0.00%
103	Returning Officer Mudgeeraba Pre-Poll	0	0.00%	0	0.00%	0	0.00%	0	0.00%	0	0.00%	0	0	0.00%	0	0.00%
104	Returning Officer Mulgrave Pre-Poll	12	14.12%	8	9.41%	31	36.47%	15	17.65%	19	22.35%	85	7	7.61%	92	0.31%
105	Returning Officer Mundingburra Pre-Poll	0	0.00%	0	0.00%	0	0.00%	0	0.00%	0	0.00%	0	0	0.00%	0	0.00%
106	Returning Officer Murrumba Pre-Poll	2	66.67%	0	0.00%	1	33.33%	0	0.00%	0	0.00%	3	0	0.00%	3	0.01%
107	Returning Officer Nanango Pre-Poll	0	0.00%	0	0.00%	0	0.00%	0	0.00%	0	0.00%	0	0	0.00%	0	0.00%
108	Returning Officer Nicklin Pre-Poll	0	0.00%	1	100.00%	0	0.00%	0	0.00%	0	0.00%	1	1	50.00%	2	0.01%
109	Returning Officer Ninderry Pre-Poll	0	0.00%	0	0.00%	0	0.00%	0	0.00%	0	0.00%	0	0	0.00%	0	0.00%
110	Returning Officer Noosa Pre-Poll	0	0.00%	0	0.00%	0	0.00%	0	0.00%	0	0.00%	0	0	0.00%	0	0.00%
111	Returning Officer Nudgee Pre-Poll	0	0.00%	0	0.00%	0	0.00%	0	0.00%	0	0.00%	0	0	0.00%	0	0.00%
112	Returning Officer Oodgeroo Pre-Poll	0	0.00%	0	0.00%	0	0.00%	0	0.00%	0	0.00%	0	0	0.00%	0	0.00%
113	Returning Officer Pine Rivers Pre-Poll	0	0.00%	0	0.00%	0	0.00%	0	0.00%	0	0.00%	0	0	0.00%	0	0.00%
114	Returning Officer Pumicestone Pre-Poll	0	0.00%	0	0.00%	0	0.00%	0	0.00%	0	0.00%	0	0	0.00%	0	0.00%
115	Returning Officer Redcliffe Pre-Poll	0	0.00%	0	0.00%	0	0.00%	0	0.00%	0	0.00%	0	0	0.00%	0	0.00%
116	Returning Officer Redlands Pre-Poll	0	0.00%	0	0.00%	0	0.00%	0	0.00%	1	100.00%	1	0	0.00%	1	0.00%
117	Returning Officer Rockhampton Pre-Poll	0	0.00%	0	0.00%	1	33.33%	0	0.00%	2	66.67%	3	0	0.00%	3	0.01%
118	Returning Officer Sandgate Pre-Poll	0	0.00%	0	0.00%	0	0.00%	0	0.00%	0	0.00%	0	0	0.00%	0	0.00%
119	Returning Officer Scenic Rim Pre-Poll	1	100.00%	0	0.00%	0	0.00%	0	0.00%	0	0.00%	1	0	0.00%	1	0.00%
120	Returning Officer South Brisbane Pre-Poll	0	0.00%	1	25.00%	1	25.00%	0	0.00%	2	50.00%	4	1	20.00%	5	0.02%
121	Returning Officer Southern Downs Pre-Poll	0	0.00%	0	0.00%	0	0.00%	0	0.00%	2	100.00%	2	0	0.00%	2	0.01%
122	Returning Officer Southport Pre-Poll	0	0.00%	0	0.00%	0	0.00%	0	0.00%	0	0.00%	0	0	0.00%	0	0.00%
123	Returning Officer Springwood Pre-Poll	2	66.67%	0	0.00%	0	0.00%	0	0.00%	1	33.33%	3	0	0.00%	3	0.01%
124	Returning Officer Stafford Pre-Poll	0	0.00%	0	0.00%	0	0.00%	0	0.00%	1	100.00%	1	0	0.00%	1	0.00%
125	Returning Officer Stretton Pre-Poll	0	0.00%	0	0.00%	0	0.00%	0	0.00%	0	0.00%	0	0	0.00%	0	0.00%
126	Returning Officer Surfers Paradise Pre-Poll	0	0.00%	0	0.00%	0	0.00%	0	0.00%	0	0.00%	0	0	0.00%	0	0.00%
127	Returning Officer Theodore Pre-Poll	0	0.00%	0	0.00%	0	0.00%	0	0.00%	0	0.00%	0	0	0.00%	0	0.00%
128	Returning Officer Thuringowa Pre-Poll	0	0.00%	0	0.00%	0	0.00%	0	0.00%	0	0.00%	0	0	0.00%	0	0.00%
129	Returning Officer Toohey Pre-Poll	0	0.00%	0	0.00%	0	0.00%	0	0.00%	0	0.00%	0	0	0.00%	0	0.00%
130	Returning Officer Toowoomba North Pre-Poll	1	16.67%	0	0.00%	4	66.67%	0	0.00%	1	16.67%	6	0	0.00%	6	0.02%
131	Returning Officer Toowoomba South Pre-Poll	0	0.00%	0	0.00%	0	0.00%	0	0.00%	1	100.00%	1	0	0.00%	1	0.00%
132	Returning Officer Townsville Pre-Poll	0	0.00%	0	0.00%	0	0.00%	0	0.00%	0	0.00%	0	0	0.00%	0	0.00%
133	Returning Officer Traeger Pre-Poll	0	0.00%	0	0.00%	1	50.00%	0	0.00%	1	50.00%	2	0	0.00%	2	0.01%
134	Returning Officer Warrego Pre-Poll	0	0.00%	0	0.00%	1	50.00%	0	0.00%	1	50.00%	2	0	0.00%	2	0.01%
135	Returning Officer Waterford Pre-Poll	0	0.00%	0	0.00%	0	0.00%	0	0.00%	0	0.00%	0	0	0.00%	0	0.00%
136	Returning Officer Whitsunday Pre-Poll	1	50.00%	0	0.00%	0	0.00%	0	0.00%	1	50.00%	2	1	33.33%	3	0.01%
137	Returning Officer Woodridge Pre-Poll	0	0.00%	0	0.00%	0	0.00%	0	0.00%	0	0.00%	0	0	0.00%	0	0.00%
	Polling Booth Totals	**3,663**	**14.64%**	**1,962**	**7.84%**	**7,626**	**30.48%**	**4,837**	**19.33%**	**6,935**	**27.71%**	**25,023**	**1,039**	**3.99%**	**26,062**	**88.01%**
	Postal, Special Postal, Unenrolled Votes	230	13.56%	125	7.37%	506	29.83%	274	16.16%	561	33.08%	1,696	89	4.99%	1,785	6.03%
	Pre-Poll (In Person) Absent Votes	25	11.16%	27	12.05%	58	25.89%	62	27.68%	52	23.21%	224	10	4.27%	234	0.79%
	Polling Day Absent Votes	225	16.78%	163	12.16%	416	31.02%	244	18.20%	293	21.85%	1,341	62	4.42%	1,403	4.74%
	Declared Institution Votes	6	15.79%	1	2.63%	13	34.21%	6	15.79%	12	31.58%	38	3	7.32%	41	0.14%
	Polling Day Declaration Votes	8	9.41%	12	14.12%	30	35.29%	17	20.00%	18	21.18%	85	3	3.41%	88	0.30%
	Uncertain Identity	0	0.00%	0	0.00%	0	0.00%	0	0.00%	0	0.00%	0	0	0.00%	0	0.00%
	Declaration and Pre-Poll Votes Totals	**494**	**14.60%**	**328**	**9.69%**	**1,023**	**30.23%**	**603**	**17.82%**	**936**	**27.66%**	**3,384**	**167**	**4.70%**	**3,551**	**11.99%**
	Total First Preference Votes	**4,157**	**14.63%**	**2,290**	**8.06%**	**8,649**	**30.45%**	**5,440**	**19.15%**	**7,871**	**27.71%**	**28,407**	**1,206**	**4.07%**	**29,613**	**100.00%**

Distribution of Preferences

Preference Distribution	HODGE Ian Votes	HODGE Ian %	MCDONALD Aaron Votes	MCDONALD Aaron %	* HEALY Michael Votes	* HEALY Michael %	PYNE Rob Votes	PYNE Rob %	MARINO Sam Votes	MARINO Sam %	Votes remaining in count	Exhausted Votes	Exhausted %	Total Formal Votes
First Preference Votes	4,157	14.63%	2,290	8.06%	8,649	30.45%	5,440	19.15%	7,871	27.71%	28,407			28,407
MCDONALD Excluded (1st)	**194**	**8.47%**			**843**	**36.81%**	**1,037**	**45.28%**	**216**	**9.43%**	**2,290**	**0**	**0.00%**	**2,290**
Total	4,351	15.32%			9,492	33.41%	6,477	22.80%	8,087	28.47%	28,407	0	0.00%	28,407
HODGE Excluded (2nd)					**851**	**19.56%**	**1,080**	**24.82%**	**2,420**	**55.62%**	**4,351**	**0**	**0.00%**	**4,351**
Total					10,343	36.41%	7,557	26.60%	10,507	36.99%	28,407	0	0.00%	28,407
PYNE Excluded (3rd)					**4,824**	**63.83%**			**2,733**	**36.17%**	**7,557**	**0**	**0.00%**	**7,557**
District Total					**15,167**	**53.39%**			**13,240**	**46.61%**	**28,407**	**0**	**0.00%**	**28,407**

*** Indicates the winner**

15 - Electoral District of Callide

First Preference Votes Polled for each Candidate at each Polling Booth

Booth No.	Polling Booth	BAKER Jaiben GRN Votes	%	RADEL Robbie KAP Votes	%	BLACKWOOD Darren ALP Votes	%	* BOYCE Colin LNP Votes	%	ANDERSON Sandra Votes	%	LOHSE Sharon ONP Votes	%	Total Formal Votes	Informal Votes	%	Total Votes	% of Total Votes
1	Banana	1	0.56%	23	12.78%	22	12.22%	87	48.33%	2	1.11%	45	25.00%	180	0	0.00%	180	0.60%
2	Baralaba	7	3.95%	17	9.60%	34	19.21%	67	37.85%	4	2.26%	48	27.12%	177	8	4.32%	185	0.62%
3	Bell	14	4.65%	38	12.62%	39	12.96%	126	41.86%	6	1.99%	78	25.91%	301	9	2.90%	310	1.03%
4	Benaraby	7	4.07%	13	7.56%	59	34.30%	42	24.42%	5	2.91%	46	26.74%	172	12	6.52%	184	0.61%
5	Biggenden	11	1.52%	246	34.02%	120	16.60%	155	21.44%	15	2.07%	176	24.34%	723	29	3.86%	752	2.51%
6	Biloela	64	3.82%	155	9.26%	640	38.23%	423	25.27%	32	1.91%	360	21.51%	1,674	80	4.56%	1,754	5.85%
7	Brigalow	6	3.90%	22	14.29%	11	7.14%	84	54.55%	2	1.30%	29	18.83%	154	1	0.65%	155	0.52%
8	Bullyard	11	3.42%	52	16.15%	69	21.43%	75	23.29%	11	3.42%	104	32.30%	322	16	4.73%	338	1.13%
9	Calliope	72	4.22%	201	11.79%	725	42.52%	255	14.96%	51	2.99%	401	23.52%	1,705	89	4.96%	1,794	5.98%
10	Chinchilla	61	3.61%	215	12.74%	387	22.93%	605	35.84%	41	2.43%	379	22.45%	1,688	65	3.71%	1,753	5.84%
11	Chinchilla North	50	4.03%	116	9.34%	246	19.81%	462	37.20%	32	2.58%	336	27.05%	1,242	46	3.57%	1,288	4.29%
12	Drillham	1	1.67%	10	16.67%	1	1.67%	26	43.33%	1	1.67%	21	35.00%	60	3	4.76%	63	0.21%
13	Eidsvold	13	5.51%	27	11.44%	50	21.19%	83	35.17%	1	0.42%	62	26.27%	236	8	3.28%	244	0.81%
14	Gayndah	29	4.40%	134	20.33%	145	22.00%	167	25.34%	14	2.12%	170	25.80%	659	21	3.09%	680	2.27%
15	Gin Gin	86	6.79%	125	9.87%	342	26.99%	262	20.68%	60	4.74%	392	30.94%	1,267	53	4.02%	1,320	4.40%
16	Jambin	4	1.69%	26	10.97%	37	15.61%	99	41.77%	7	2.95%	64	27.00%	237	3	1.25%	240	0.80%
17	Jandowae	15	2.47%	127	20.92%	72	11.86%	209	34.43%	8	1.32%	176	29.00%	607	22	3.50%	629	2.10%
18	Jimbour	1	1.03%	14	14.43%	8	8.25%	45	46.39%	5	5.15%	24	24.74%	97	2	2.02%	99	0.33%
19	Miles	24	3.57%	84	12.50%	108	16.07%	232	34.52%	11	1.64%	213	31.70%	672	16	2.33%	688	2.29%
20	Monto	32	4.00%	110	13.75%	118	14.75%	300	37.50%	10	1.25%	230	28.75%	800	29	3.50%	829	2.76%
21	Mount Perry	11	4.09%	40	14.87%	55	20.45%	86	31.97%	6	2.23%	71	26.39%	269	7	2.54%	276	0.92%
22	Moura	21	3.18%	91	13.77%	198	29.95%	160	24.21%	15	2.27%	176	26.63%	661	22	3.22%	683	2.28%
23	Mulgildie	2	1.06%	19	10.11%	7	3.72%	108	57.45%	2	1.06%	50	26.60%	188	10	5.05%	198	0.66%
24	Mundubbera	26	5.32%	56	11.45%	72	14.72%	214	43.76%	3	0.61%	118	24.13%	489	12	2.40%	501	1.67%
25	Taroom	5	1.74%	17	5.90%	17	5.90%	171	59.38%	2	0.69%	76	26.39%	288	6	2.04%	294	0.98%
26	Thangool	4	1.19%	40	11.90%	76	22.62%	132	39.29%	5	1.49%	79	23.51%	336	5	1.47%	341	1.14%
27	Theodore	9	1.98%	66	14.51%	67	14.73%	177	38.90%	7	1.54%	129	28.35%	455	8	1.73%	463	1.54%
28	Ubobo	11	6.63%	26	15.66%	24	14.46%	54	32.53%	1	0.60%	50	30.12%	166	6	3.49%	172	0.57%
29	Wallaville	20	5.80%	59	17.10%	82	23.77%	94	27.25%	12	3.48%	78	22.61%	345	20	5.48%	365	1.22%
30	Wandoan	5	2.60%	32	16.67%	15	7.81%	59	30.73%	6	3.13%	75	39.06%	192	6	3.03%	198	0.66%
31	Warra	1	1.02%	16	16.33%	9	9.18%	57	58.16%	1	1.02%	14	14.29%	98	2	2.00%	100	0.33%
32	Wowan	7	2.85%	8	3.25%	34	13.82%	125	50.81%	4	1.63%	68	27.64%	246	6	2.38%	252	0.84%
33	Brisbane CBD All-Districts Centre	1	7.69%	0	0.00%	2	15.38%	7	53.85%	0	0.00%	3	23.08%	13	0	0.00%	13	0.04%
34	Bundaberg All-Districts Centre	0	0.00%	0	0.00%	6	40.00%	4	26.67%	0	0.00%	5	33.33%	15	0	0.00%	15	0.05%
35	Burleigh All-Districts Centre	0	0.00%	0	0.00%	0	0.00%	0	0.00%	0	0.00%	0	0.00%	0	0	0.00%	0	0.00%
36	Cairns All-Districts Centre	0	0.00%	0	0.00%	0	0.00%	0	0.00%	0	0.00%	0	0.00%	0	0	0.00%	0	0.00%
37	East Brisbane All-Districts Centre	0	0.00%	0	0.00%	0	0.00%	0	0.00%	0	0.00%	0	0.00%	0	0	0.00%	0	0.00%
38	Hervey Bay All-Districts Centre	0	0.00%	0	0.00%	0	0.00%	0	0.00%	0	0.00%	0	0.00%	0	0	0.00%	0	0.00%
39	Mackay All-Districts Centre	0	0.00%	0	0.00%	0	0.00%	0	0.00%	0	0.00%	0	0.00%	0	0	0.00%	0	0.00%
40	Maroochydore All-Districts Centre	0	0.00%	1	25.00%	1	25.00%	2	50.00%	0	0.00%	0	0.00%	4	0	0.00%	4	0.01%
41	Morayfield All-Districts Centre	0	0.00%	0	0.00%	0	0.00%	0	0.00%	0	0.00%	0	0.00%	0	0	0.00%	0	0.00%
42	Noosa All-Districts Centre	0	0.00%	0	0.00%	0	0.00%	1	50.00%	0	0.00%	1	50.00%	2	0	0.00%	2	0.01%
43	Oodgeroo All-Districts Centre	0	0.00%	0	0.00%	0	0.00%	0	0.00%	0	0.00%	0	0.00%	0	0	0.00%	0	0.00%
44	Redcliffe All-Districts Centre	0	0.00%	0	0.00%	0	0.00%	0	0.00%	0	0.00%	0	0.00%	0	0	0.00%	0	0.00%
45	Southport All-Districts Centre	0	0.00%	0	0.00%	0	0.00%	1	100.00%	0	0.00%	0	0.00%	1	0	0.00%	1	0.00%
46	Telephone Voting	0	0.00%	0	0.00%	1	20.00%	2	40.00%	0	0.00%	2	40.00%	5	0	0.00%	5	0.02%
47	Townsville All-Districts Centre	0	0.00%	0	0.00%	0	0.00%	0	0.00%	0	0.00%	0	0.00%	0	0	0.00%	0	0.00%
48	Vulture Street All-Districts Centre	0	0.00%	0	0.00%	0	0.00%	0	0.00%	0	0.00%	0	0.00%	0	0	0.00%	0	0.00%
49	Woolloongabba All-Districts Centre	0	0.00%	0	0.00%	0	0.00%	0	0.00%	0	0.00%	0	0.00%	0	0	0.00%	0	0.00%
50	Brisbane CBD All-Districts Centre Pre-Poll	2	8.33%	1	4.17%	6	25.00%	9	37.50%	0	0.00%	6	25.00%	24	1	4.00%	25	0.08%
51	Bundaberg All-Districts Centre Pre-Poll	22	4.82%	47	10.31%	111	24.34%	120	26.32%	16	3.51%	140	30.70%	456	21	4.40%	477	1.59%
52	Burleigh All-Districts Centre Pre-Poll	0	0.00%	2	28.57%	0	0.00%	4	57.14%	0	0.00%	1	14.29%	7	0	0.00%	7	0.02%
53	Cairns All-Districts Centre Pre-Poll	0	0.00%	0	0.00%	0	0.00%	1	50.00%	0	0.00%	1	50.00%	2	0	0.00%	2	0.01%
54	Electoral Visit	15	6.76%	26	11.71%	59	26.58%	79	35.59%	8	3.60%	35	15.77%	222	9	3.90%	231	0.77%
55	Hervey Bay All-Districts Centre Pre-poll	0	0.00%	1	5.56%	6	33.33%	4	22.22%	0	0.00%	7	38.89%	18	1	5.26%	19	0.06%
56	Mackay All-Districts Centre Pre-Poll	0	0.00%	7	43.75%	6	37.50%	0	0.00%	0	0.00%	3	18.75%	16	0	0.00%	16	0.05%
57	Maroochydore All-Districts Centre Pre-Poll	2	10.53%	2	10.53%	3	15.79%	7	36.84%	0	0.00%	5	26.32%	19	1	5.00%	20	0.07%
58	Morayfield All-Districts Centre Pre-poll	1	25.00%	1	25.00%	0	0.00%	2	50.00%	0	0.00%	0	0.00%	4	0	0.00%	4	0.01%
59	Noosa All-Districts Centre Pre-Poll	0	0.00%	2	25.00%	1	12.50%	3	37.50%	0	0.00%	2	25.00%	8	0	0.00%	8	0.03%
60	Oodgeroo All-Districts Centre Pre-Poll	0	0.00%	0	0.00%	0	0.00%	0	0.00%	0	0.00%	0	0.00%	0	0	0.00%	0	0.00%
61	Redcliffe All-Districts Centre Pre-Poll	0	0.00%	0	0.00%	5	62.50%	1	12.50%	0	0.00%	2	25.00%	8	1	11.11%	9	0.03%
62	Southport All-Districts Centre Pre-Poll	0	0.00%	0	0.00%	0	0.00%	4	50.00%	0	0.00%	4	50.00%	8	0	0.00%	8	0.03%
63	Telephone Voting - Pre-poll	0	0.00%	0	0.00%	2	20.00%	6	60.00%	0	0.00%	2	20.00%	10	0	0.00%	10	0.03%
64	Townsville All-Districts Centre Pre-Poll	1	20.00%	1	20.00%	0	0.00%	1	20.00%	0	0.00%	2	40.00%	5	0	0.00%	5	0.02%
65	eAssist - Coorparoo Pre-Poll	0	0.00%	0	0.00%	0	0.00%	0	0.00%	0	0.00%	0	0.00%	0	0	0.00%	0	0.00%
66	Biloela Pre-Poll	37	2.04%	187	10.32%	603	33.28%	593	32.73%	28	1.55%	364	20.09%	1,812	64	3.41%	1,876	6.25%
67	Miles Pre-Poll	15	5.12%	27	9.22%	36	12.29%	120	40.96%	8	2.73%	87	29.69%	293	7	2.33%	300	1.00%
68	Mundubbera Pre-Poll	11	2.35%	53	11.32%	59	12.61%	208	44.44%	14	2.99%	123	26.28%	468	16	3.31%	484	1.61%
69	Taroom Pre-Poll	3	0.92%	26	7.98%	26	7.98%	182	55.83%	6	1.84%	83	25.46%	326	5	1.51%	331	1.10%
70	Wandoan Pre-Poll	5	4.17%	17	14.17%	8	6.67%	48	40.00%	2	1.67%	40	33.33%	120	3	2.44%	123	0.41%
71	Returning Officer Callide Pre-Poll	21	2.99%	128	18.23%	91	12.96%	259	36.89%	20	2.85%	183	26.07%	702	19	2.64%	721	2.40%
72	Returning Officer Algester Pre-Poll	0	0.00%	0	0.00%	0	0.00%	0	0.00%	0	0.00%	0	0.00%	0	0	0.00%	0	0.00%
73	Returning Officer Aspley Pre-Poll	0	0.00%	0	0.00%	5	83.33%	0	0.00%	0	0.00%	1	16.67%	6	0	0.00%	6	0.02%
74	Returning Officer Bancroft Pre-Poll	0	0.00%	0	0.00%	0	0.00%	0	0.00%	0	0.00%	1	100.00%	1	0	0.00%	1	0.00%
75	Returning Officer Barron River Pre-Poll	0	0.00%	1	100.00%	0	0.00%	0	0.00%	0	0.00%	0	0.00%	1	0	0.00%	1	0.00%
76	Returning Officer Bonney Pre-Poll	0	0.00%	0	0.00%	0	0.00%	0	0.00%	0	0.00%	0	0.00%	0	0	0.00%	0	0.00%
77	Returning Officer Broadwater Pre-Poll	0	0.00%	0	0.00%	0	0.00%	0	0.00%	0	0.00%	0	0.00%	0	0	0.00%	0	0.00%

78	Returning Officer Buderim Pre-Poll	0	0.00%	1	50.00%	1	50.00%	0	0.00%	0	0.00%	0	0.00%	2	0	0.00%	2	0.01%
79	Returning Officer Bulimba Pre-Poll	0	0.00%	0	0.00%	0	0.00%	1	100.00%	0	0.00%	0	0.00%	1	0	0.00%	1	0.00%
80	Returning Officer Bundaberg Pre-Poll	0	0.00%	0	0.00%	1	100.00%	0	0.00%	0	0.00%	0	0.00%	1	0	0.00%	1	0.00%
81	Returning Officer Bundamba Pre-Poll	0	0.00%	0	0.00%	1	100.00%	0	0.00%	0	0.00%	0	0.00%	1	0	0.00%	1	0.00%
82	Returning Officer Burdekin Pre-Poll	0	0.00%	0	0.00%	0	0.00%	1	100.00%	0	0.00%	0	0.00%	1	0	0.00%	1	0.00%
83	Returning Officer Burleigh Pre-Poll	0	0.00%	0	0.00%	0	0.00%	0	0.00%	0	0.00%	0	0.00%	0	0	0.00%	0	0.00%
84	Returning Officer Burnett Pre-Poll	0	0.00%	0	0.00%	0	0.00%	0	0.00%	0	0.00%	0	0.00%	0	0	0.00%	0	0.00%
85	Returning Officer Cairns Pre-Poll	0	0.00%	0	0.00%	0	0.00%	0	0.00%	0	0.00%	0	0.00%	0	0	0.00%	0	0.00%
86	Returning Officer Caloundra Pre-Poll	0	0.00%	0	0.00%	0	0.00%	2	66.67%	0	0.00%	1	33.33%	3	1	25.00%	4	0.01%
87	Returning Officer Capalaba Pre-Poll	0	0.00%	0	0.00%	0	0.00%	0	0.00%	0	0.00%	0	0.00%	0	0	0.00%	0	0.00%
88	Returning Officer Chatsworth Pre-Poll	0	0.00%	0	0.00%	0	0.00%	0	0.00%	0	0.00%	0	0.00%	0	0	0.00%	0	0.00%
89	Returning Officer Clayfield Pre-Poll	0	0.00%	0	0.00%	0	0.00%	0	0.00%	0	0.00%	0	0.00%	0	0	0.00%	0	0.00%
90	Returning Officer Condamine Pre-Poll	0	0.00%	0	0.00%	0	0.00%	4	80.00%	1	20.00%	0	0.00%	5	2	28.57%	7	0.02%
91	Returning Officer Cook Pre-Poll	0	0.00%	1	50.00%	0	0.00%	1	50.00%	0	0.00%	0	0.00%	2	0	0.00%	2	0.01%
92	Returning Officer Coomera Pre-Poll	0	0.00%	2	100.00%	0	0.00%	0	0.00%	0	0.00%	0	0.00%	2	0	0.00%	2	0.01%
93	Returning Officer Cooper Pre-Poll	0	0.00%	1	33.33%	1	33.33%	1	33.33%	0	0.00%	0	0.00%	3	0	0.00%	3	0.01%
94	Returning Officer Currumbin Pre-Poll	0	0.00%	0	0.00%	1	25.00%	0	0.00%	1	25.00%	2	50.00%	4	0	0.00%	4	0.01%
95	Returning Officer Everton Pre-Poll	0	0.00%	0	0.00%	0	0.00%	1	100.00%	0	0.00%	0	0.00%	1	0	0.00%	1	0.00%
96	Returning Officer Ferny Grove Pre-Poll	0	0.00%	0	0.00%	0	0.00%	0	0.00%	0	0.00%	0	0.00%	0	0	0.00%	0	0.00%
97	Returning Officer Gaven Pre-Poll	0	0.00%	0	0.00%	0	0.00%	0	0.00%	0	0.00%	1	100.00%	1	0	0.00%	1	0.00%
98	Returning Officer Gladstone Pre-Poll	31	4.03%	97	12.61%	307	39.92%	106	13.78%	22	2.86%	206	26.79%	769	41	5.06%	810	2.70%
99	Returning Officer Glass House Pre-Poll	0	0.00%	0	0.00%	0	0.00%	0	0.00%	0	0.00%	1	100.00%	1	0	0.00%	1	0.00%
100	Returning Officer Greenslopes Pre-Poll	0	0.00%	0	0.00%	0	0.00%	2	100.00%	0	0.00%	0	0.00%	2	1	33.33%	3	0.01%
101	Returning Officer Gregory Pre-Poll	0	0.00%	2	20.00%	2	20.00%	2	20.00%	0	0.00%	4	40.00%	10	0	0.00%	10	0.03%
102	Returning Officer Gympie Pre-Poll	0	0.00%	0	0.00%	2	33.33%	2	33.33%	0	0.00%	2	33.33%	6	0	0.00%	6	0.02%
103	Returning Officer Hervey Bay Pre-Poll	0	0.00%	0	0.00%	1	33.33%	2	66.67%	0	0.00%	0	0.00%	3	0	0.00%	3	0.01%
104	Returning Officer Hill Pre-Poll	0	0.00%	0	0.00%	1	100.00%	0	0.00%	0	0.00%	0	0.00%	1	1	50.00%	2	0.01%
105	Returning Officer Hinchinbrook Pre-Poll	0	0.00%	0	0.00%	1	50.00%	1	50.00%	0	0.00%	0	0.00%	2	0	0.00%	2	0.01%
106	Returning Officer Inala Pre-Poll	0	0.00%	0	0.00%	0	0.00%	0	0.00%	0	0.00%	0	0.00%	0	1	0.00%	1	0.00%
107	Returning Officer Ipswich Pre-Poll	0	0.00%	0	0.00%	0	0.00%	0	0.00%	0	0.00%	1	100.00%	1	0	0.00%	1	0.00%
108	Returning Officer Ipswich West Pre-Poll	0	0.00%	0	0.00%	0	0.00%	0	0.00%	0	0.00%	0	0.00%	0	0	0.00%	0	0.00%
109	Returning Officer Jordan Pre-Poll	0	0.00%	0	0.00%	1	100.00%	0	0.00%	0	0.00%	0	0.00%	1	0	0.00%	1	0.00%
110	Returning Officer Kawana Pre-Poll	0	0.00%	0	0.00%	0	0.00%	0	0.00%	0	0.00%	4	100.00%	4	0	0.00%	4	0.01%
111	Returning Officer Keppel Pre-Poll	1	4.35%	1	4.35%	8	34.78%	7	30.43%	1	4.35%	5	21.74%	23	0	0.00%	23	0.08%
112	Returning Officer Kurwongbah Pre-Poll	0	0.00%	0	0.00%	1	100.00%	0	0.00%	0	0.00%	0	0.00%	1	0	0.00%	1	0.00%
113	Returning Officer Lockyer Pre-Poll	0	0.00%	1	25.00%	2	50.00%	1	25.00%	0	0.00%	0	0.00%	4	0	0.00%	4	0.01%
114	Returning Officer Logan Pre-Poll	0	0.00%	2	100.00%	0	0.00%	0	0.00%	0	0.00%	0	0.00%	2	0	0.00%	2	0.01%
115	Returning Officer Lytton Pre-Poll	1	25.00%	0	0.00%	0	0.00%	1	25.00%	0	0.00%	2	50.00%	4	0	0.00%	4	0.01%
116	Returning Officer Macalister Pre-Poll	0	0.00%	0	0.00%	0	0.00%	0	0.00%	0	0.00%	0	0.00%	0	0	0.00%	0	0.00%
117	Returning Officer Mackay Pre-Poll	0	0.00%	0	0.00%	0	0.00%	0	0.00%	0	0.00%	0	0.00%	0	0	0.00%	0	0.00%
118	Returning Officer Maiwar Pre-Poll	0	0.00%	0	0.00%	0	0.00%	1	100.00%	0	0.00%	0	0.00%	1	1	50.00%	2	0.01%
119	Returning Officer Mansfield Pre-Poll	0	0.00%	0	0.00%	0	0.00%	0	0.00%	0	0.00%	1	100.00%	1	0	0.00%	1	0.00%
120	Returning Officer Maroochydore Pre-Poll	0	0.00%	0	0.00%	0	0.00%	0	0.00%	0	0.00%	0	0.00%	0	0	0.00%	0	0.00%
121	Returning Officer Maryborough Pre-Poll	0	0.00%	7	41.18%	3	17.65%	0	0.00%	1	5.88%	6	35.29%	17	0	0.00%	17	0.06%
122	Returning Officer Mcconnel Pre-Poll	0	0.00%	0	0.00%	1	100.00%	0	0.00%	0	0.00%	0	0.00%	1	0	0.00%	1	0.00%
123	Returning Officer Mermaid Beach Pre-Poll	0	0.00%	0	0.00%	0	0.00%	1	50.00%	0	0.00%	1	50.00%	2	0	0.00%	2	0.01%
124	Returning Officer Miller Pre-Poll	0	0.00%	0	0.00%	0	0.00%	1	100.00%	0	0.00%	0	0.00%	1	0	0.00%	1	0.00%
125	Returning Officer Mirani Pre-Poll	0	0.00%	0	0.00%	2	50.00%	2	50.00%	0	0.00%	0	0.00%	4	0	0.00%	4	0.01%
126	Returning Officer Moggill Pre-Poll	0	0.00%	0	0.00%	0	0.00%	0	0.00%	0	0.00%	0	0.00%	0	0	0.00%	0	0.00%
127	Returning Officer Morayfield Pre-Poll	0	0.00%	0	0.00%	0	0.00%	0	0.00%	0	0.00%	0	0.00%	0	0	0.00%	0	0.00%
128	Returning Officer Mount Ommaney Pre-Poll	0	0.00%	0	0.00%	0	0.00%	0	0.00%	0	0.00%	0	0.00%	0	0	0.00%	0	0.00%
129	Returning Officer Mudgeeraba Pre-Poll	0	0.00%	0	0.00%	0	0.00%	0	0.00%	0	0.00%	0	0.00%	0	0	0.00%	0	0.00%
130	Returning Officer Mulgrave Pre-Poll	0	0.00%	0	0.00%	1	100.00%	0	0.00%	0	0.00%	0	0.00%	1	0	0.00%	1	0.00%
131	Returning Officer Mundingburra Pre-Poll	0	0.00%	0	0.00%	0	0.00%	0	0.00%	0	0.00%	0	0.00%	0	0	0.00%	0	0.00%
132	Returning Officer Murrumba Pre-Poll	0	0.00%	0	0.00%	1	50.00%	1	50.00%	0	0.00%	0	0.00%	2	0	0.00%	2	0.01%
133	Returning Officer Nanango Pre-Poll	0	0.00%	1	14.29%	2	28.57%	4	57.14%	0	0.00%	0	0.00%	7	0	0.00%	7	0.02%
134	Returning Officer Nicklin Pre-Poll	1	20.00%	0	0.00%	1	20.00%	1	20.00%	0	0.00%	2	40.00%	5	0	0.00%	5	0.02%
135	Returning Officer Ninderry Pre-Poll	0	0.00%	0	0.00%	0	0.00%	0	0.00%	0	0.00%	0	0.00%	0	0	0.00%	0	0.00%
136	Returning Officer Noosa Pre-Poll	0	0.00%	0	0.00%	0	0.00%	0	0.00%	0	0.00%	0	0.00%	0	0	0.00%	0	0.00%
137	Returning Officer Nudgee Pre-Poll	0	0.00%	0	0.00%	0	0.00%	0	0.00%	0	0.00%	0	0.00%	0	0	0.00%	0	0.00%
138	Returning Officer Oodgeroo Pre-Poll	0	0.00%	0	0.00%	0	0.00%	0	0.00%	0	0.00%	0	0.00%	0	0	0.00%	0	0.00%
139	Returning Officer Pine Rivers Pre-Poll	0	0.00%	0	0.00%	0	0.00%	0	0.00%	0	0.00%	0	0.00%	0	0	0.00%	0	0.00%
140	Returning Officer Pumicestone Pre-Poll	1	33.33%	0	0.00%	0	0.00%	2	66.67%	0	0.00%	0	0.00%	3	0	0.00%	3	0.01%
141	Returning Officer Redcliffe Pre-Poll	0	0.00%	0	0.00%	0	0.00%	0	0.00%	0	0.00%	0	0.00%	0	0	0.00%	0	0.00%
142	Returning Officer Redlands Pre-Poll	0	0.00%	0	0.00%	0	0.00%	0	0.00%	0	0.00%	2	100.00%	2	0	0.00%	2	0.01%
143	Returning Officer Rockhampton Pre-Poll	1	1.23%	10	12.35%	12	14.81%	36	44.44%	1	1.23%	21	25.93%	81	5	5.81%	86	0.29%
144	Returning Officer Sandgate Pre-Poll	0	0.00%	0	0.00%	1	100.00%	0	0.00%	0	0.00%	0	0.00%	1	0	0.00%	1	0.00%
145	Returning Officer Scenic Rim Pre-Poll	0	0.00%	0	0.00%	1	100.00%	0	0.00%	0	0.00%	0	0.00%	1	0	0.00%	1	0.00%
146	Returning Officer South Brisbane Pre-Poll	2	13.33%	5	33.33%	1	6.67%	5	33.33%	0	0.00%	2	13.33%	15	1	6.25%	16	0.05%
147	Returning Officer Southern Downs Pre-Poll	0	0.00%	0	0.00%	0	0.00%	0	0.00%	0	0.00%	4	100.00%	4	0	0.00%	4	0.01%
148	Returning Officer Southport Pre-Poll	0	0.00%	0	0.00%	0	0.00%	0	0.00%	0	0.00%	0	0.00%	0	0	0.00%	0	0.00%
149	Returning Officer Springwood Pre-Poll	0	0.00%	0	0.00%	1	25.00%	1	25.00%	0	0.00%	2	50.00%	4	0	0.00%	4	0.01%
150	Returning Officer Stafford Pre-Poll	0	0.00%	0	0.00%	0	0.00%	1	33.33%	0	0.00%	2	66.67%	3	0	0.00%	3	0.01%
151	Returning Officer Stretton Pre-Poll	0	0.00%	0	0.00%	0	0.00%	0	0.00%	0	0.00%	0	0.00%	0	0	0.00%	0	0.00%
152	Returning Officer Surfers Paradise Pre-Poll	0	0.00%	0	0.00%	0	0.00%	0	0.00%	0	0.00%	0	0.00%	0	0	0.00%	0	0.00%
153	Returning Officer Theodore Pre-Poll	0	0.00%	0	0.00%	0	0.00%	0	0.00%	0	0.00%	0	0.00%	0	0	0.00%	0	0.00%
154	Returning Officer Thuringowa Pre-Poll	0	0.00%	0	0.00%	0	0.00%	0	0.00%	0	0.00%	0	0.00%	0	0	0.00%	0	0.00%
155	Returning Officer Toohey Pre-Poll	0	0.00%	0	0.00%	0	0.00%	0	0.00%	0	0.00%	0	0.00%	0	0	0.00%	0	0.00%
156	Returning Officer Toowoomba North Pre-Poll	0	0.00%	4	14.81%	0	0.00%	14	51.85%	0	0.00%	9	33.33%	27	2	6.90%	29	0.10%
157	Returning Officer Toowoomba South Pre-Poll	1	9.09%	1	9.09%	1	9.09%	6	54.55%	1	9.09%	1	9.09%	11	0	0.00%	11	0.04%
158	Returning Officer Townsville Pre-Poll	0	0.00%	0	0.00%	0	0.00%	0	0.00%	0	0.00%	0	0.00%	0	0	0.00%	0	0.00%
159	Returning Officer Traeger Pre-Poll	0	0.00%	0	0.00%	1	25.00%	1	25.00%	0	0.00%	2	50.00%	4	0	0.00%	4	0.01%
160	Returning Officer Warrego Pre-Poll	2	1.67%	14	11.67%	8	6.67%	58	48.33%	1	0.83%	37	30.83%	120	3	2.44%	123	0.41%
161	Returning Officer Waterford Pre-Poll	0	0.00%	0	0.00%	0	0.00%	0	0.00%	0	0.00%	0	0.00%	0	0	0.00%	0	0.00%
162	Returning Officer Whitsunday Pre-Poll	0	0.00%	1	100.00%	0	0.00%	0	0.00%	0	0.00%	0	0.00%	1	0	0.00%	1	0.00%
163	Returning Officer Woodridge Pre-Poll	0	0.00%	0	0.00%	1	100.00%	0	0.00%	0	0.00%	0	0.00%	1	0	0.00%	1	0.00%

Statistical Reports

Polling Booth Totals	**808**	**3.60%**	**2,906**	**12.94%**	**5,295**	**23.57%**	**7,179**	**31.96%**	**513**	**2.28%**	**5,762**	**25.65%**	**22,463**	**829**	**3.56%**	**23,292**	**77.66%**
Postal, Special Postal, Unenrolled Votes	79	1.82%	621	14.28%	618	14.21%	1,859	42.75%	106	2.44%	1,066	24.51%	4,349	178	3.93%	4,527	15.09%
Pre-Poll (In Person) Absent Votes	2	1.42%	19	13.48%	35	24.82%	46	32.62%	3	2.13%	36	25.53%	141	3	2.08%	144	0.48%
Polling Day Absent Votes	95	5.06%	208	11.09%	435	23.19%	554	29.53%	56	2.99%	528	28.14%	1,876	77	3.94%	1,953	6.51%
Declared Institution Votes	3	3.95%	7	9.21%	21	27.63%	25	32.89%	4	5.26%	16	21.05%	76	2	2.56%	78	0.26%
Polling Day Declaration Votes	0	0.00%	0	0.00%	0	0.00%	0	0.00%	0	0.00%	0	0.00%	0	0	0.00%	0	0.00%
Uncertain Identity	0	0.00%	0	0.00%	0	0.00%	0	0.00%	0	0.00%	0	0.00%	0	0	0.00%	0	0.00%
Declaration and Pre-Poll Votes Totals	**179**	**2.78%**	**855**	**13.27%**	**1,109**	**17.22%**	**2,484**	**38.56%**	**169**	**2.62%**	**1,646**	**25.55%**	**6,442**	**260**	**3.88%**	**6,702**	**22.34%**
Total First Preference Votes	**987**	**3.41%**	**3,761**	**13.01%**	**6,404**	**22.16%**	**9,663**	**33.43%**	**682**	**2.36%**	**7,408**	**25.63%**	**28,905**	**1,089**	**3.63%**	**29,994**	**100.00%**

Distribution of Preferences

	BAKER Jaiben		RADEL Robbie		BLACKWOOD Darren		* BOYCE Colin		ANDERSON Sandra		LOHSE Sharon		Votes remaining in count	Exhausted		Total Formal Votes
Preference Distribution	**Votes**	**%**	**Votes**	**%**	**Votes**	**%**	**Votes**	**%**	**Votes**	**%**	**Votes**	**%**		**Votes**	**%**	
First Preference Votes	987	3.41%	3,761	13.01%	6,404	22.16%	9,663	33.43%	682	2.36%	7,408	25.63%	28,905			28,905
ANDERSON Excluded (1st)	**138**	**20.23%**	**157**	**23.02%**	**116**	**17.01%**	**100**	**14.66%**			**171**	**25.07%**	**682**	**0**	**0.00%**	**682**
Total	1,125	3.89%	3,918	13.55%	6,520	22.56%	9,763	33.78%			7,579	26.22%	28,905	0	0.00%	28,905
BAKER Excluded (2nd)			**410**	**36.44%**	**428**	**38.04%**	**144**	**12.80%**			**143**	**12.71%**	**1,125**	**0**	**0.00%**	**1,125**
Total			4,328	14.97%	6,948	24.04%	9,907	34.27%			7,722	26.72%	28,905	0	0.00%	28,905
RADEL Excluded (3rd)					**1,025**	**23.68%**	**1,109**	**25.62%**			**2,194**	**50.69%**	**4,328**	**0**	**0.00%**	**4,328**
Total					7,973	27.58%	11,016	38.11%			9,916	34.31%	28,905	0	0.00%	28,905
BLACKWOOD Excluded (4th)							**5,204**	**65.27%**			**2,769**	**34.73%**	**7,973**	**0**	**0.00%**	**7,973**
District Total							**16,220**	**56.11%**			**12,685**	**43.89%**	**28,905**	**0**	**0.00%**	**28,905**

*** Indicates the winner**

16 - Electoral District of Caloundra

First Preference Votes Polled for each Candidate at each Polling Booth

Booth No.	Polling Booth	JONES Rod ONP Votes	%	HUNT Jason ALP Votes	%	FINCH Marcus GRN Votes	%	* MCARDLE Mark LNP Votes	%	Total Formal Votes	Informal Votes	%	Total Votes	% of Total Votes
1	Beerwah	404	29.97%	450	33.38%	131	9.72%	363	26.93%	1,348	68	4.80%	1,416	4.67%
2	Caloundra	257	18.41%	472	33.81%	189	13.54%	478	34.24%	1,396	65	4.45%	1,461	4.82%
3	Caloundra Unity	515	23.78%	763	35.23%	227	10.48%	661	30.52%	2,166	102	4.50%	2,268	7.48%
4	Currimundi	243	16.32%	450	30.22%	277	18.60%	519	34.86%	1,489	73	4.67%	1,562	5.15%
5	Currimundi West	42	19.81%	58	27.36%	50	23.58%	62	29.25%	212	12	5.36%	224	0.74%
6	Glass House Mountains	20	38.46%	10	19.23%	7	13.46%	15	28.85%	52	6	10.34%	58	0.19%
7	Glenview	205	27.67%	199	26.86%	86	11.61%	251	33.87%	741	33	4.26%	774	2.55%
8	Golden Beach	329	19.88%	528	31.90%	219	13.23%	579	34.98%	1,655	58	3.39%	1,713	5.65%
9	Kawana Waters	20	14.08%	37	26.06%	36	25.35%	49	34.51%	142	6	4.05%	148	0.49%
10	Landsborough	459	29.90%	490	31.92%	208	13.55%	378	24.63%	1,535	89	5.48%	1,624	5.36%
11	Meridan Plains	93	23.97%	95	24.48%	38	9.79%	162	41.75%	388	27	6.51%	415	1.37%
12	Mooloolah	16	33.33%	14	29.17%	7	14.58%	11	22.92%	48	2	4.00%	50	0.16%
13	Pelican Waters	415	19.94%	537	25.80%	128	6.15%	1,001	48.10%	2,081	61	2.85%	2,142	7.06%
14	Shelly Beach	142	13.03%	327	30.00%	201	18.44%	420	38.53%	1,090	29	2.59%	1,119	3.69%
15	Brisbane CBD All-Districts Centre	1	9.09%	3	27.27%	1	9.09%	6	54.55%	11	1	8.33%	12	0.04%
16	Bundaberg All-Districts Centre	3	100.00%	0	0.00%	0	0.00%	0	0.00%	3	0	0.00%	3	0.01%
17	Burleigh All-Districts Centre	0	0.00%	0	0.00%	0	0.00%	0	0.00%	0	0	0.00%	0	0.00%
18	Cairns All-Districts Centre	0	0.00%	0	0.00%	0	0.00%	0	0.00%	0	0	0.00%	0	0.00%
19	East Brisbane All-Districts Centre	1	14.29%	2	28.57%	1	14.29%	3	42.86%	7	0	0.00%	7	0.02%
20	Hervey Bay All-Districts Centre	0	0.00%	0	0.00%	0	0.00%	0	0.00%	0	0	0.00%	0	0.00%
21	Mackay All-Districts Centre	1	50.00%	0	0.00%	0	0.00%	1	50.00%	2	0	0.00%	2	0.01%
22	Maroochydore All-Districts Centre	3	18.75%	6	37.50%	2	12.50%	5	31.25%	16	0	0.00%	16	0.05%
23	Morayfield All-Districts Centre	0	0.00%	1	25.00%	0	0.00%	3	75.00%	4	0	0.00%	4	0.01%
24	Noosa All-Districts Centre	2	40.00%	1	20.00%	1	20.00%	1	20.00%	5	0	0.00%	5	0.02%
25	Oodgeroo All-Districts Centre	1	100.00%	0	0.00%	0	0.00%	0	0.00%	1	0	0.00%	1	0.00%
26	Redcliffe All-Districts Centre	0	0.00%	1	50.00%	0	0.00%	1	50.00%	2	0	0.00%	2	0.01%
27	Southport All-Districts Centre	0	0.00%	0	0.00%	0	0.00%	0	0.00%	0	0	0.00%	0	0.00%
28	Telephone Voting	0	0.00%	0	0.00%	0	0.00%	3	100.00%	3	0	0.00%	3	0.01%
29	Townsville All-Districts Centre	0	0.00%	0	0.00%	0	0.00%	0	0.00%	0	0	0.00%	0	0.00%
30	Vulture Street All-Districts Centre	0	0.00%	0	0.00%	1	100.00%	0	0.00%	1	0	0.00%	1	0.00%
31	Woolloongabba All-Districts Centre	1	50.00%	0	0.00%	0	0.00%	1	50.00%	2	0	0.00%	2	0.01%
32	Brisbane CBD All-Districts Centre Pre-Poll	5	9.43%	16	30.19%	9	16.98%	23	43.40%	53	0	0.00%	53	0.17%
33	Bundaberg All-Districts Centre Pre-Poll	2	18.18%	1	9.09%	0	0.00%	8	72.73%	11	0	0.00%	11	0.04%
34	Burleigh All-Districts Centre Pre-Poll	1	14.29%	1	14.29%	0	0.00%	5	71.43%	7	0	0.00%	7	0.02%
35	Cairns All-Districts Centre Pre-Poll	2	28.57%	0	0.00%	0	0.00%	5	71.43%	7	0	0.00%	7	0.02%
36	Electoral Visit	20	13.79%	33	22.76%	1	0.69%	91	62.76%	145	13	8.23%	158	0.52%
37	Hervey Bay All-Districts Centre Pre-poll	8	57.14%	2	14.29%	0	0.00%	4	28.57%	14	0	0.00%	14	0.05%
38	Mackay All-Districts Centre Pre-Poll	5	71.43%	1	14.29%	1	14.29%	0	0.00%	7	0	0.00%	7	0.02%
39	Maroochydore All-Districts Centre Pre-Poll	66	23.57%	90	32.14%	34	12.14%	90	32.14%	280	10	3.45%	290	0.96%
40	Morayfield All-Districts Centre Pre-poll	5	22.73%	6	27.27%	1	4.55%	10	45.45%	22	3	12.00%	25	0.08%
41	Noosa All-Districts Centre Pre-Poll	4	23.53%	4	23.53%	4	23.53%	5	29.41%	17	0	0.00%	17	0.06%
42	Oodgeroo All-Districts Centre Pre-Poll	0	0.00%	3	100.00%	0	0.00%	0	0.00%	3	0	0.00%	3	0.01%
43	Redcliffe All-Districts Centre Pre-Poll	2	18.18%	2	18.18%	0	0.00%	7	63.64%	11	0	0.00%	11	0.04%
44	Southport All-Districts Centre Pre-Poll	1	33.33%	1	33.33%	0	0.00%	1	33.33%	3	0	0.00%	3	0.01%
45	Telephone Voting - Pre-poll	0	0.00%	4	33.33%	1	8.33%	7	58.33%	12	0	0.00%	12	0.04%
46	Townsville All-Districts Centre Pre-Poll	1	16.67%	0	0.00%	1	16.67%	4	66.67%	6	1	14.29%	7	0.02%
47	eAssist - Coorparoo Pre-Poll	0	0.00%	0	0.00%	0	0.00%	0	0.00%	0	0	0.00%	0	0.00%
48	Returning Officer Caloundra Pre-Poll	1,892	22.14%	2,237	26.18%	643	7.53%	3,772	44.15%	8,544	301	3.40%	8,845	29.17%
49	Returning Officer Algester Pre-Poll	0	0.00%	0	0.00%	0	0.00%	0	0.00%	0	0	0.00%	0	0.00%
50	Returning Officer Aspley Pre-Poll	2	50.00%	1	25.00%	0	0.00%	1	25.00%	4	0	0.00%	4	0.01%
51	Returning Officer Bancroft Pre-Poll	1	50.00%	0	0.00%	1	50.00%	0	0.00%	2	0	0.00%	2	0.01%
52	Returning Officer Barron River Pre-Poll	0	0.00%	0	0.00%	0	0.00%	0	0.00%	0	0	0.00%	0	0.00%
53	Returning Officer Bonney Pre-Poll	0	0.00%	0	0.00%	0	0.00%	0	0.00%	0	0	0.00%	0	0.00%
54	Returning Officer Broadwater Pre-Poll	0	0.00%	0	0.00%	0	0.00%	0	0.00%	0	0	0.00%	0	0.00%
55	Returning Officer Buderim Pre-Poll	20	25.64%	18	23.08%	9	11.54%	31	39.74%	78	4	4.88%	82	0.27%
56	Returning Officer Bulimba Pre-Poll	1	50.00%	1	50.00%	0	0.00%	0	0.00%	2	0	0.00%	2	0.01%
57	Returning Officer Bundaberg Pre-Poll	0	0.00%	0	0.00%	0	0.00%	0	0.00%	0	0	0.00%	0	0.00%
58	Returning Officer Bundamba Pre-Poll	1	100.00%	0	0.00%	0	0.00%	0	0.00%	1	0	0.00%	1	0.00%
59	Returning Officer Burdekin Pre-Poll	0	0.00%	0	0.00%	0	0.00%	0	0.00%	0	0	0.00%	0	0.00%
60	Returning Officer Burleigh Pre-Poll	0	0.00%	0	0.00%	0	0.00%	0	0.00%	0	0	0.00%	0	0.00%
61	Returning Officer Burnett Pre-Poll	0	0.00%	0	0.00%	0	0.00%	0	0.00%	0	0	0.00%	0	0.00%
62	Returning Officer Cairns Pre-Poll	0	0.00%	0	0.00%	0	0.00%	0	0.00%	0	0	0.00%	0	0.00%

63	Returning Officer Callide Pre-Poll	0	0.00%	1	100.00%	0	0.00%	0	0.00%	1	0	0.00%	1	0.00%
64	Returning Officer Capalaba Pre-Poll	0	0.00%	0	0.00%	0	0.00%	1	100.00%	1	0	0.00%	1	0.00%
65	Returning Officer Chatsworth Pre-Poll	0	0.00%	0	0.00%	0	0.00%	0	0.00%	0	0	0.00%	0	0.00%
66	Returning Officer Clayfield Pre-Poll	1	50.00%	0	0.00%	1	50.00%	0	0.00%	2	1	33.33%	3	0.01%
67	Returning Officer Condamine Pre-Poll	0	0.00%	0	0.00%	0	0.00%	0	0.00%	0	0	0.00%	0	0.00%
68	Returning Officer Cook Pre-Poll	0	0.00%	0	0.00%	0	0.00%	0	0.00%	0	0	0.00%	0	0.00%
69	Returning Officer Coomera Pre-Poll	1	100.00%	0	0.00%	0	0.00%	0	0.00%	1	0	0.00%	1	0.00%
70	Returning Officer Cooper Pre-Poll	1	50.00%	0	0.00%	0	0.00%	1	50.00%	2	1	33.33%	3	0.01%
71	Returning Officer Currumbin Pre-Poll	0	0.00%	0	0.00%	0	0.00%	0	0.00%	0	0	0.00%	0	0.00%
72	Returning Officer Everton Pre-Poll	0	0.00%	0	0.00%	0	0.00%	0	0.00%	0	0	0.00%	0	0.00%
73	Returning Officer Ferny Grove Pre-Poll	0	0.00%	0	0.00%	0	0.00%	1	100.00%	1	0	0.00%	1	0.00%
74	Returning Officer Gaven Pre-Poll	0	0.00%	0	0.00%	0	0.00%	0	0.00%	0	0	0.00%	0	0.00%
75	Returning Officer Gladstone Pre-Poll	3	27.27%	3	27.27%	0	0.00%	5	45.45%	11	0	0.00%	11	0.04%
76	Returning Officer Glass House Pre-Poll	434	33.96%	364	28.48%	89	6.96%	391	30.59%	1,278	72	5.33%	1,350	4.45%
77	Returning Officer Greenslopes Pre-Poll	1	25.00%	0	0.00%	2	50.00%	1	25.00%	4	0	0.00%	4	0.01%
78	Returning Officer Gregory Pre-Poll	0	0.00%	0	0.00%	0	0.00%	0	0.00%	0	0	0.00%	0	0.00%
79	Returning Officer Gympie Pre-Poll	0	0.00%	0	0.00%	0	0.00%	0	0.00%	0	0	0.00%	0	0.00%
80	Returning Officer Hervey Bay Pre-Poll	0	0.00%	0	0.00%	0	0.00%	0	0.00%	0	0	0.00%	0	0.00%
81	Returning Officer Hill Pre-Poll	0	0.00%	0	0.00%	0	0.00%	0	0.00%	0	0	0.00%	0	0.00%
82	Returning Officer Hinchinbrook Pre-Poll	0	0.00%	0	0.00%	0	0.00%	0	0.00%	0	0	0.00%	0	0.00%
83	Returning Officer Inala Pre-Poll	1	100.00%	0	0.00%	0	0.00%	0	0.00%	1	0	0.00%	1	0.00%
84	Returning Officer Ipswich Pre-Poll	0	0.00%	1	33.33%	0	0.00%	2	66.67%	3	0	0.00%	3	0.01%
85	Returning Officer Ipswich West Pre-Poll	0	0.00%	0	0.00%	0	0.00%	0	0.00%	0	0	0.00%	0	0.00%
86	Returning Officer Jordan Pre-Poll	1	100.00%	0	0.00%	0	0.00%	0	0.00%	1	0	0.00%	1	0.00%
87	Returning Officer Kawana Pre-Poll	41	26.11%	36	22.93%	23	14.65%	57	36.31%	157	9	5.42%	166	0.55%
88	Returning Officer Keppel Pre-Poll	0	0.00%	0	0.00%	0	0.00%	0	0.00%	0	1	0.00%	1	0.00%
89	Returning Officer Kurwongbah Pre-Poll	0	0.00%	2	50.00%	2	50.00%	0	0.00%	4	0	0.00%	4	0.01%
90	Returning Officer Lockyer Pre-Poll	0	0.00%	1	100.00%	0	0.00%	0	0.00%	1	0	0.00%	1	0.00%
91	Returning Officer Logan Pre-Poll	0	0.00%	0	0.00%	0	0.00%	0	0.00%	0	0	0.00%	0	0.00%
92	Returning Officer Lytton Pre-Poll	2	40.00%	0	0.00%	0	0.00%	3	60.00%	5	0	0.00%	5	0.02%
93	Returning Officer Macalister Pre-Poll	0	0.00%	0	0.00%	0	0.00%	0	0.00%	0	0	0.00%	0	0.00%
94	Returning Officer Mackay Pre-Poll	0	0.00%	0	0.00%	0	0.00%	0	0.00%	0	0	0.00%	0	0.00%
95	Returning Officer Maiwar Pre-Poll	0	0.00%	1	50.00%	0	0.00%	1	50.00%	2	0	0.00%	2	0.01%
96	Returning Officer Mansfield Pre-Poll	0	0.00%	0	0.00%	0	0.00%	0	0.00%	0	0	0.00%	0	0.00%
97	Returning Officer Maroochydore Pre-Poll	0	0.00%	0	0.00%	0	0.00%	0	0.00%	0	0	0.00%	0	0.00%
98	Returning Officer Maryborough Pre-Poll	1	12.50%	1	12.50%	0	0.00%	6	75.00%	8	0	0.00%	8	0.03%
99	Returning Officer Mcconnel Pre-Poll	0	0.00%	0	0.00%	0	0.00%	2	100.00%	2	0	0.00%	2	0.01%
100	Returning Officer Mermaid Beach Pre-Poll	1	50.00%	0	0.00%	0	0.00%	1	50.00%	2	0	0.00%	2	0.01%
101	Returning Officer Miller Pre-Poll	0	0.00%	0	0.00%	0	0.00%	1	100.00%	1	0	0.00%	1	0.00%
102	Returning Officer Mirani Pre-Poll	0	0.00%	0	0.00%	0	0.00%	0	0.00%	0	0	0.00%	0	0.00%
103	Returning Officer Moggill Pre-Poll	0	0.00%	0	0.00%	0	0.00%	2	100.00%	2	1	33.33%	3	0.01%
104	Returning Officer Morayfield Pre-Poll	0	0.00%	0	0.00%	0	0.00%	0	0.00%	0	0	0.00%	0	0.00%
105	Returning Officer Mount Ommaney Pre-Poll	1	50.00%	0	0.00%	0	0.00%	1	50.00%	2	0	0.00%	2	0.01%
106	Returning Officer Mudgeeraba Pre-Poll	0	0.00%	0	0.00%	0	0.00%	0	0.00%	0	0	0.00%	0	0.00%
107	Returning Officer Mulgrave Pre-Poll	0	0.00%	0	0.00%	0	0.00%	0	0.00%	0	0	0.00%	0	0.00%
108	Returning Officer Mundingburra Pre-Poll	0	0.00%	0	0.00%	0	0.00%	0	0.00%	0	0	0.00%	0	0.00%
109	Returning Officer Murrumba Pre-Poll	1	33.33%	1	33.33%	0	0.00%	1	33.33%	3	0	0.00%	3	0.01%
110	Returning Officer Nanango Pre-Poll	0	0.00%	0	0.00%	2	66.67%	1	33.33%	3	0	0.00%	3	0.01%
111	Returning Officer Nicklin Pre-Poll	12	21.43%	17	30.36%	11	19.64%	16	28.57%	56	7	11.11%	63	0.21%
112	Returning Officer Ninderry Pre-Poll	4	33.33%	4	33.33%	2	16.67%	2	16.67%	12	1	7.69%	13	0.04%
113	Returning Officer Noosa Pre-Poll	0	0.00%	0	0.00%	0	0.00%	0	0.00%	0	0	0.00%	0	0.00%
114	Returning Officer Nudgee Pre-Poll	1	50.00%	0	0.00%	1	50.00%	0	0.00%	2	0	0.00%	2	0.01%
115	Returning Officer Oodgeroo Pre-Poll	0	0.00%	0	0.00%	0	0.00%	0	0.00%	0	0	0.00%	0	0.00%
116	Returning Officer Pine Rivers Pre-Poll	0	0.00%	1	20.00%	1	20.00%	3	60.00%	5	0	0.00%	5	0.02%
117	Returning Officer Pumicestone Pre-Poll	2	28.57%	1	14.29%	1	14.29%	3	42.86%	7	0	0.00%	7	0.02%
118	Returning Officer Redcliffe Pre-Poll	0	0.00%	0	0.00%	0	0.00%	0	0.00%	0	0	0.00%	0	0.00%
119	Returning Officer Redlands Pre-Poll	0	0.00%	1	25.00%	2	50.00%	1	25.00%	4	0	0.00%	4	0.01%
120	Returning Officer Rockhampton Pre-Poll	1	100.00%	0	0.00%	0	0.00%	0	0.00%	1	0	0.00%	1	0.00%
121	Returning Officer Sandgate Pre-Poll	0	0.00%	1	25.00%	0	0.00%	3	75.00%	4	0	0.00%	4	0.01%
122	Returning Officer Scenic Rim Pre-Poll	0	0.00%	0	0.00%	0	0.00%	0	0.00%	0	0	0.00%	0	0.00%
123	Returning Officer South Brisbane Pre-Poll	0	0.00%	0	0.00%	0	0.00%	2	100.00%	2	0	0.00%	2	0.01%
124	Returning Officer Southern Downs Pre-Poll	0	0.00%	0	0.00%	0	0.00%	5	100.00%	5	0	0.00%	5	0.02%
125	Returning Officer Southport Pre-Poll	0	0.00%	0	0.00%	0	0.00%	0	0.00%	0	0	0.00%	0	0.00%
126	Returning Officer Springwood Pre-Poll	2	100.00%	0	0.00%	0	0.00%	0	0.00%	2	0	0.00%	2	0.01%
127	Returning Officer Stafford Pre-Poll	0	0.00%	0	0.00%	0	0.00%	1	100.00%	1	0	0.00%	1	0.00%
128	Returning Officer Stretton Pre-Poll	0	0.00%	0	0.00%	0	0.00%	0	0.00%	0	0	0.00%	0	0.00%
129	Returning Officer Surfers Paradise Pre-Poll	0	0.00%	1	50.00%	0	0.00%	1	50.00%	2	0	0.00%	2	0.01%
130	Returning Officer Theodore Pre-Poll	0	0.00%	0	0.00%	0	0.00%	0	0.00%	0	0	0.00%	0	0.00%
131	Returning Officer Thuringowa Pre-Poll	0	0.00%	0	0.00%	0	0.00%	0	0.00%	0	0	0.00%	0	0.00%
132	Returning Officer Toohey Pre-Poll	1	100.00%	0	0.00%	0	0.00%	0	0.00%	1	0	0.00%	1	0.00%
133	Returning Officer Toowoomba North Pre-Poll	1	16.67%	2	33.33%	2	33.33%	1	16.67%	6	0	0.00%	6	0.02%

134	Returning Officer Toowoomba South Pre-Poll	1	50.00%	1	50.00%	0	0.00%	0	0.00%	2	0	0.00%	2	0.01%
135	Returning Officer Townsville Pre-Poll	0	0.00%	0	0.00%	0	0.00%	0	0.00%	0	0	0.00%	0	0.00%
136	Returning Officer Traeger Pre-Poll	0	0.00%	0	0.00%	0	0.00%	1	100.00%	1	0	0.00%	1	0.00%
137	Returning Officer Warrego Pre-Poll	0	0.00%	1	33.33%	0	0.00%	2	66.67%	3	0	0.00%	3	0.01%
138	Returning Officer Waterford Pre-Poll	0	0.00%	0	0.00%	0	0.00%	0	0.00%	0	0	0.00%	0	0.00%
139	Returning Officer Whitsunday Pre-Poll	0	0.00%	0	0.00%	0	0.00%	0	0.00%	0	0	0.00%	0	0.00%
140	Returning Officer Woodridge Pre-Poll	0	0.00%	0	0.00%	0	0.00%	2	100.00%	2	0	0.00%	2	0.01%
	Polling Booth Totals	**5,727**	**22.69%**	**7,306**	**28.94%**	**2,654**	**10.51%**	**9,558**	**37.86%**	**25,245**	**1,057**	**4.02%**	**26,302**	**86.74%**
	Postal, Special Postal, Unenrolled Votes	488	19.76%	643	26.03%	192	7.77%	1,147	46.44%	2,470	119	4.60%	2,589	8.54%
	Pre-Poll (In Person) Absent Votes	41	29.71%	33	23.91%	19	13.77%	45	32.61%	138	3	2.13%	141	0.46%
	Polling Day Absent Votes	282	26.70%	300	28.41%	203	19.22%	271	25.66%	1,056	52	4.69%	1,108	3.65%
	Declared Institution Votes	15	20.55%	29	39.73%	4	5.48%	25	34.25%	73	1	1.35%	74	0.24%
	Polling Day Declaration Votes	23	21.30%	37	34.26%	26	24.07%	22	20.37%	108	2	1.82%	110	0.36%
	Uncertain Identity	0	0.00%	0	0.00%	0	0.00%	0	0.00%	0	0	0.00%	0	0.00%
	Declaration and Pre-Poll Votes Totals	**849**	**22.08%**	**1,042**	**27.10%**	**444**	**11.55%**	**1,510**	**39.27%**	**3,845**	**177**	**4.40%**	**4,022**	**13.26%**
	Total First Preference Votes	**6,576**	**22.61%**	**8,348**	**28.70%**	**3,098**	**10.65%**	**11,068**	**38.05%**	**29,090**	**1,234**	**4.07%**	**30,324**	**100.00%**

Distribution of Preferences

Preference Distribution	JONES Rod Votes	JONES Rod %	HUNT Jason Votes	HUNT Jason %	FINCH Marcus Votes	FINCH Marcus %	* MCARDLE Mark Votes	* MCARDLE Mark %	Votes remaining in count	Exhausted Votes	Exhausted %	Total Formal Votes
First Preference Votes	6,576	22.61%	8,348	28.70%	3,098	10.65%	11,068	38.05%	29,090			29,090
FINCH Excluded (1st)	**430**	**13.88%**	**2,010**	**64.88%**			**658**	**21.24%**	**3,098**	**0**	**0.00%**	**3,098**
Total	7,006	24.08%	10,358	35.61%			11,726	40.31%	29,090	0	0.00%	29,090
JONES Excluded (2nd)			**3,196**	**45.62%**			**3,810**	**54.38%**	**7,006**	**0**	**0.00%**	**7,006**
District Total			**13,554**	**46.59%**			**15,536**	**53.41%**	**29,090**	**0**	**0.00%**	**29,090**

*** Indicates the winner**

17 - Electoral District of Capalaba

First Preference Votes Polled for each Candidate at each Polling Booth

Booth No.	Polling Booth	TAYLOR Paul ONP Votes	%	* BROWN Don ALP Votes	%	LEAFE Cameron LNP Votes	%	LAVENDER Jason Votes	%	SANDERSON Joshua GRN Votes	%	Total Formal Votes	Informal Votes	%	Total Votes	% of Total Votes
1	Alexandra Hills	315	18.82%	838	50.06%	327	19.53%	68	4.06%	126	7.53%	1,674	84	4.78%	1,758	5.42%
2	Birkdale	300	17.36%	719	41.61%	459	26.56%	56	3.24%	194	11.23%	1,728	67	3.73%	1,795	5.54%
3	Birkdale South	418	18.69%	987	44.14%	511	22.85%	84	3.76%	236	10.55%	2,236	95	4.08%	2,331	7.19%
4	Capalaba	315	21.11%	628	42.09%	375	25.13%	69	4.62%	105	7.04%	1,492	78	4.97%	1,570	4.84%
5	Capalaba Senior	347	21.67%	723	45.16%	340	21.24%	50	3.12%	141	8.81%	1,601	82	4.87%	1,683	5.19%
6	Coolnwynpin	296	19.00%	686	44.03%	410	26.32%	62	3.98%	104	6.68%	1,558	77	4.71%	1,635	5.04%
7	Hilliard	243	17.62%	564	40.90%	405	29.37%	49	3.55%	118	8.56%	1,379	63	4.37%	1,442	4.45%
8	Ormiston	34	16.11%	97	45.97%	47	22.27%	6	2.84%	27	12.80%	211	8	3.65%	219	0.68%
9	Thorneside	235	15.67%	638	42.53%	436	29.07%	53	3.53%	138	9.20%	1,500	52	3.35%	1,552	4.79%
10	Vienna Woods	348	21.19%	756	46.04%	348	21.19%	61	3.71%	129	7.86%	1,642	89	5.14%	1,731	5.34%
11	Wellington Point	46	18.70%	79	32.11%	95	38.62%	6	2.44%	20	8.13%	246	11	4.28%	257	0.79%
12	Wellington Point High	16	10.53%	69	45.39%	50	32.89%	3	1.97%	14	9.21%	152	9	5.59%	161	0.50%
13	Windemere Road	391	17.86%	996	45.50%	501	22.89%	112	5.12%	189	8.63%	2,189	114	4.95%	2,303	7.10%
14	Brisbane CBD All-Districts Centre	1	6.67%	6	40.00%	3	20.00%	0	0.00%	5	33.33%	15	0	0.00%	15	0.05%
15	Bundaberg All-Districts Centre	0	0.00%	0	0.00%	0	0.00%	0	0.00%	0	0.00%	0	0	0.00%	0	0.00%
16	Burleigh All-Districts Centre	0	0.00%	0	0.00%	1	100.00%	0	0.00%	0	0.00%	1	0	0.00%	1	0.00%
17	Cairns All-Districts Centre	0	0.00%	2	100.00%	0	0.00%	0	0.00%	0	0.00%	2	0	0.00%	2	0.01%
18	East Brisbane All-Districts Centre	0	0.00%	0	0.00%	0	0.00%	0	0.00%	0	0.00%	0	0	0.00%	0	0.00%
19	Hervey Bay All-Districts Centre	0	0.00%	0	0.00%	0	0.00%	1	100.00%	0	0.00%	1	0	0.00%	1	0.00%
20	Mackay All-Districts Centre	0	0.00%	1	100.00%	0	0.00%	0	0.00%	0	0.00%	1	0	0.00%	1	0.00%
21	Maroochydore All-Districts Centre	0	0.00%	0	0.00%	0	0.00%	0	0.00%	0	0.00%	0	0	0.00%	0	0.00%
22	Morayfield All-Districts Centre	0	0.00%	0	0.00%	1	50.00%	0	0.00%	1	50.00%	2	0	0.00%	2	0.01%
23	Noosa All-Districts Centre	1	33.33%	1	33.33%	1	33.33%	0	0.00%	0	0.00%	3	1	25.00%	4	0.01%
24	Oodgeroo All-Districts Centre	7	14.29%	17	34.69%	17	34.69%	2	4.08%	6	12.24%	49	2	3.92%	51	0.16%
25	Redcliffe All-Districts Centre	0	0.00%	0	0.00%	0	0.00%	0	0.00%	0	0.00%	0	0	0.00%	0	0.00%
26	Southport All-Districts Centre	0	0.00%	1	100.00%	0	0.00%	0	0.00%	0	0.00%	1	0	0.00%	1	0.00%
27	Telephone Voting	0	0.00%	0	0.00%	0	0.00%	1	100.00%	0	0.00%	1	0	0.00%	1	0.00%
28	Townsville All-Districts Centre	0	0.00%	0	0.00%	0	0.00%	0	0.00%	0	0.00%	0	0	0.00%	0	0.00%
29	Vulture Street All-Districts Centre	0	0.00%	0	0.00%	0	0.00%	0	0.00%	0	0.00%	0	0	0.00%	0	0.00%
30	Woolloongabba All-Districts Centre	0	0.00%	0	0.00%	0	0.00%	0	0.00%	0	0.00%	0	0	0.00%	0	0.00%
31	Brisbane CBD All-Districts Centre Pre-Poll	25	9.58%	120	45.98%	77	29.50%	9	3.45%	30	11.49%	261	4	1.51%	265	0.82%
32	Bundaberg All-Districts Centre Pre-Poll	0	0.00%	2	100.00%	0	0.00%	0	0.00%	0	0.00%	2	1	33.33%	3	0.01%
33	Burleigh All-Districts Centre Pre-Poll	0	0.00%	4	80.00%	0	0.00%	0	0.00%	1	20.00%	5	0	0.00%	5	0.02%
34	Cairns All-Districts Centre Pre-Poll	1	50.00%	1	50.00%	0	0.00%	0	0.00%	0	0.00%	2	0	0.00%	2	0.01%
35	Electoral Visit	20	16.13%	47	37.90%	50	40.32%	4	3.23%	3	2.42%	124	10	7.46%	134	0.41%
36	Hervey Bay All-Districts Centre Pre-poll	0	0.00%	1	20.00%	4	80.00%	0	0.00%	0	0.00%	5	0	0.00%	5	0.02%
37	Mackay All-Districts Centre Pre-Poll	4	66.67%	1	16.67%	0	0.00%	0	0.00%	1	16.67%	6	0	0.00%	6	0.02%
38	Maroochydore All-Districts Centre Pre-Poll	4	36.36%	4	36.36%	3	27.27%	0	0.00%	0	0.00%	11	0	0.00%	11	0.03%
39	Morayfield All-Districts Centre Pre-poll	2	40.00%	2	40.00%	0	0.00%	0	0.00%	1	20.00%	5	0	0.00%	5	0.02%
40	Noosa All-Districts Centre Pre-Poll	3	50.00%	1	16.67%	1	16.67%	1	16.67%	0	0.00%	6	0	0.00%	6	0.02%
41	Oodgeroo All-Districts Centre Pre-Poll	263	18.99%	516	37.26%	455	32.85%	37	2.67%	114	8.23%	1,385	58	4.02%	1,443	4.45%
42	Redcliffe All-Districts Centre Pre-Poll	2	25.00%	4	50.00%	1	12.50%	1	12.50%	0	0.00%	8	0	0.00%	8	0.02%
43	Southport All-Districts Centre Pre-Poll	1	20.00%	1	20.00%	3	60.00%	0	0.00%	0	0.00%	5	0	0.00%	5	0.02%
44	Telephone Voting - Pre-poll	2	40.00%	2	40.00%	0	0.00%	0	0.00%	1	20.00%	5	0	0.00%	5	0.02%
45	Townsville All-Districts Centre Pre-Poll	0	0.00%	4	80.00%	0	0.00%	0	0.00%	1	20.00%	5	0	0.00%	5	0.02%
46	eAssist - Coorparoo Pre-Poll	1	16.67%	2	33.33%	2	33.33%	0	0.00%	1	16.67%	6	0	0.00%	6	0.02%
47	Returning Officer Capalaba Pre-Poll	1,364	20.85%	2,755	42.11%	1,741	26.61%	240	3.67%	443	6.77%	6,543	199	2.95%	6,742	20.80%
48	Returning Officer Algester Pre-Poll	0	0.00%	0	0.00%	0	0.00%	0	0.00%	0	0.00%	0	0	0.00%	0	0.00%
49	Returning Officer Aspley Pre-Poll	0	0.00%	0	0.00%	0	0.00%	0	0.00%	0	0.00%	0	0	0.00%	0	0.00%
50	Returning Officer Bancroft Pre-Poll	0	0.00%	0	0.00%	0	0.00%	0	0.00%	0	0.00%	0	0	0.00%	0	0.00%
51	Returning Officer Barron River Pre-Poll	0	0.00%	0	0.00%	0	0.00%	0	0.00%	0	0.00%	0	0	0.00%	0	0.00%
52	Returning Officer Bonney Pre-Poll	0	0.00%	1	100.00%	0	0.00%	0	0.00%	0	0.00%	1	0	0.00%	1	0.00%
53	Returning Officer Broadwater Pre-Poll	0	0.00%	0	0.00%	1	100.00%	0	0.00%	0	0.00%	1	0	0.00%	1	0.00%
54	Returning Officer Buderim Pre-Poll	0	0.00%	0	0.00%	0	0.00%	0	0.00%	0	0.00%	0	0	0.00%	0	0.00%
55	Returning Officer Bulimba Pre-Poll	1	14.29%	3	42.86%	2	28.57%	1	14.29%	0	0.00%	7	1	12.50%	8	0.02%
56	Returning Officer Bundaberg Pre-Poll	0	0.00%	0	0.00%	0	0.00%	0	0.00%	0	0.00%	0	0	0.00%	0	0.00%
57	Returning Officer Bundamba Pre-Poll	0	0.00%	0	0.00%	0	0.00%	0	0.00%	0	0.00%	0	0	0.00%	0	0.00%
58	Returning Officer Burdekin Pre-Poll	0	0.00%	0	0.00%	0	0.00%	0	0.00%	0	0.00%	0	0	0.00%	0	0.00%
59	Returning Officer Burleigh Pre-Poll	0	0.00%	0	0.00%	0	0.00%	0	0.00%	0	0.00%	0	0	0.00%	0	0.00%
60	Returning Officer Burnett Pre-Poll	0	0.00%	0	0.00%	0	0.00%	0	0.00%	0	0.00%	0	0	0.00%	0	0.00%
61	Returning Officer Cairns Pre-Poll	0	0.00%	0	0.00%	0	0.00%	0	0.00%	0	0.00%	0	0	0.00%	0	0.00%
62	Returning Officer Callide Pre-Poll	0	0.00%	0	0.00%	0	0.00%	0	0.00%	0	0.00%	0	0	0.00%	0	0.00%
63	Returning Officer Caloundra Pre-Poll	1	33.33%	0	0.00%	1	33.33%	1	33.33%	0	0.00%	3	0	0.00%	3	0.01%
64	Returning Officer Chatsworth Pre-Poll	1	6.67%	7	46.67%	6	40.00%	1	6.67%	0	0.00%	15	3	16.67%	18	0.06%
65	Returning Officer Clayfield Pre-Poll	0	0.00%	2	100.00%	0	0.00%	0	0.00%	0	0.00%	2	0	0.00%	2	0.01%
66	Returning Officer Condamine Pre-Poll	0	0.00%	0	0.00%	0	0.00%	0	0.00%	0	0.00%	0	0	0.00%	0	0.00%
67	Returning Officer Cook Pre-Poll	0	0.00%	0	0.00%	0	0.00%	0	0.00%	0	0.00%	0	0	0.00%	0	0.00%
68	Returning Officer Coomera Pre-Poll	0	0.00%	0	0.00%	0	0.00%	0	0.00%	0	0.00%	0	0	0.00%	0	0.00%
69	Returning Officer Cooper Pre-Poll	0	0.00%	4	57.14%	2	28.57%	0	0.00%	1	14.29%	7	0	0.00%	7	0.02%
70	Returning Officer Currumbin Pre-Poll	3	50.00%	3	50.00%	0	0.00%	0	0.00%	0	0.00%	6	0	0.00%	6	0.02%

71	Returning Officer Everton Pre-Poll	0	0.00%	1	100.00%	0	0.00%	0	0.00%	0	0.00%	1	0	0.00%	1	0.00%
72	Returning Officer Ferny Grove Pre-Poll	1	100.00%	0	0.00%	0	0.00%	0	0.00%	0	0.00%	1	1	50.00%	2	0.01%
73	Returning Officer Gaven Pre-Poll	0	0.00%	0	0.00%	2	66.67%	1	33.33%	0	0.00%	3	0	0.00%	3	0.01%
74	Returning Officer Gladstone Pre-Poll	0	0.00%	0	0.00%	0	0.00%	0	0.00%	0	0.00%	0	0	0.00%	0	0.00%
75	Returning Officer Glass House Pre-Poll	0	0.00%	0	0.00%	0	0.00%	0	0.00%	0	0.00%	0	0	0.00%	0	0.00%
76	Returning Officer Greenslopes Pre-Poll	2	12.50%	3	18.75%	9	56.25%	0	0.00%	2	12.50%	16	0	0.00%	16	0.05%
77	Returning Officer Gregory Pre-Poll	0	0.00%	0	0.00%	0	0.00%	0	0.00%	0	0.00%	0	0	0.00%	0	0.00%
78	Returning Officer Gympie Pre-Poll	0	0.00%	0	0.00%	0	0.00%	0	0.00%	0	0.00%	0	0	0.00%	0	0.00%
79	Returning Officer Hervey Bay Pre-Poll	0	0.00%	0	0.00%	0	0.00%	0	0.00%	0	0.00%	0	0	0.00%	0	0.00%
80	Returning Officer Hill Pre-Poll	0	0.00%	0	0.00%	0	0.00%	0	0.00%	0	0.00%	0	0	0.00%	0	0.00%
81	Returning Officer Hinchinbrook Pre-Poll	0	0.00%	0	0.00%	0	0.00%	0	0.00%	0	0.00%	0	0	0.00%	0	0.00%
82	Returning Officer Inala Pre-Poll	0	0.00%	2	100.00%	0	0.00%	0	0.00%	0	0.00%	2	0	0.00%	2	0.01%
83	Returning Officer Ipswich Pre-Poll	0	0.00%	2	40.00%	2	40.00%	0	0.00%	1	20.00%	5	0	0.00%	5	0.02%
84	Returning Officer Ipswich West Pre-Poll	0	0.00%	0	0.00%	0	0.00%	0	0.00%	0	0.00%	0	0	0.00%	0	0.00%
85	Returning Officer Jordan Pre-Poll	1	33.33%	2	66.67%	0	0.00%	0	0.00%	0	0.00%	3	0	0.00%	3	0.01%
86	Returning Officer Kawana Pre-Poll	0	0.00%	1	100.00%	0	0.00%	0	0.00%	0	0.00%	1	0	0.00%	1	0.00%
87	Returning Officer Keppel Pre-Poll	0	0.00%	0	0.00%	1	100.00%	0	0.00%	0	0.00%	1	0	0.00%	1	0.00%
88	Returning Officer Kurwongbah Pre-Poll	1	25.00%	3	75.00%	0	0.00%	0	0.00%	0	0.00%	4	0	0.00%	4	0.01%
89	Returning Officer Lockyer Pre-Poll	0	0.00%	0	0.00%	1	100.00%	0	0.00%	0	0.00%	1	0	0.00%	1	0.00%
90	Returning Officer Logan Pre-Poll	0	0.00%	1	50.00%	1	50.00%	0	0.00%	0	0.00%	2	0	0.00%	2	0.01%
91	Returning Officer Lytton Pre-Poll	13	10.48%	75	60.48%	29	23.39%	2	1.61%	5	4.03%	124	5	3.88%	129	0.40%
92	Returning Officer Macalister Pre-Poll	0	0.00%	0	0.00%	0	0.00%	0	0.00%	0	0.00%	0	0	0.00%	0	0.00%
93	Returning Officer Mackay Pre-Poll	0	0.00%	0	0.00%	0	0.00%	0	0.00%	0	0.00%	0	0	0.00%	0	0.00%
94	Returning Officer Maiwar Pre-Poll	0	0.00%	1	100.00%	0	0.00%	0	0.00%	0	0.00%	1	0	0.00%	1	0.00%
95	Returning Officer Mansfield Pre-Poll	1	12.50%	4	50.00%	1	12.50%	0	0.00%	2	25.00%	8	0	0.00%	8	0.02%
96	Returning Officer Maroochydore Pre-Poll	4	36.36%	4	36.36%	3	27.27%	0	0.00%	0	0.00%	11	0	0.00%	11	0.03%
97	Returning Officer Maryborough Pre-Poll	1	50.00%	0	0.00%	0	0.00%	1	50.00%	0	0.00%	2	0	0.00%	2	0.01%
98	Returning Officer Mcconnel Pre-Poll	0	0.00%	10	90.91%	1	9.09%	0	0.00%	0	0.00%	11	0	0.00%	11	0.03%
99	Returning Officer Mermaid Beach Pre-Poll	0	0.00%	0	0.00%	0	0.00%	0	0.00%	0	0.00%	0	0	0.00%	0	0.00%
100	Returning Officer Miller Pre-Poll	2	28.57%	0	0.00%	4	57.14%	0	0.00%	1	14.29%	7	0	0.00%	7	0.02%
101	Returning Officer Mirani Pre-Poll	0	0.00%	0	0.00%	0	0.00%	0	0.00%	0	0.00%	0	0	0.00%	0	0.00%
102	Returning Officer Moggill Pre-Poll	0	0.00%	1	100.00%	0	0.00%	0	0.00%	0	0.00%	1	0	0.00%	1	0.00%
103	Returning Officer Morayfield Pre-Poll	0	0.00%	0	0.00%	0	0.00%	0	0.00%	0	0.00%	0	0	0.00%	0	0.00%
104	Returning Officer Mount Ommaney Pre-Poll	0	0.00%	0	0.00%	0	0.00%	0	0.00%	0	0.00%	0	0	0.00%	0	0.00%
105	Returning Officer Mudgeeraba Pre-Poll	0	0.00%	0	0.00%	0	0.00%	0	0.00%	0	0.00%	0	0	0.00%	0	0.00%
106	Returning Officer Mulgrave Pre-Poll	0	0.00%	0	0.00%	0	0.00%	0	0.00%	0	0.00%	0	0	0.00%	0	0.00%
107	Returning Officer Mundingburra Pre-Poll	0	0.00%	0	0.00%	0	0.00%	0	0.00%	0	0.00%	0	0	0.00%	0	0.00%
108	Returning Officer Murrumba Pre-Poll	1	100.00%	0	0.00%	0	0.00%	0	0.00%	0	0.00%	1	1	50.00%	2	0.01%
109	Returning Officer Nanango Pre-Poll	0	0.00%	0	0.00%	0	0.00%	0	0.00%	0	0.00%	0	0	0.00%	0	0.00%
110	Returning Officer Nicklin Pre-Poll	1	50.00%	0	0.00%	0	0.00%	0	0.00%	1	50.00%	2	0	0.00%	2	0.01%
111	Returning Officer Ninderry Pre-Poll	0	0.00%	0	0.00%	0	0.00%	0	0.00%	0	0.00%	0	0	0.00%	0	0.00%
112	Returning Officer Noosa Pre-Poll	0	0.00%	0	0.00%	0	0.00%	0	0.00%	0	0.00%	0	0	0.00%	0	0.00%
113	Returning Officer Nudgee Pre-Poll	0	0.00%	2	66.67%	0	0.00%	0	0.00%	1	33.33%	3	1	25.00%	4	0.01%
114	Returning Officer Oodgeroo Pre-Poll	0	0.00%	0	0.00%	0	0.00%	0	0.00%	0	0.00%	0	0	0.00%	0	0.00%
115	Returning Officer Pine Rivers Pre-Poll	1	100.00%	0	0.00%	0	0.00%	0	0.00%	0	0.00%	1	0	0.00%	1	0.00%
116	Returning Officer Pumicestone Pre-Poll	2	50.00%	1	25.00%	1	25.00%	0	0.00%	0	0.00%	4	1	20.00%	5	0.02%
117	Returning Officer Redcliffe Pre-Poll	0	0.00%	0	0.00%	0	0.00%	0	0.00%	0	0.00%	0	0	0.00%	0	0.00%
118	Returning Officer Redlands Pre-Poll	37	28.24%	41	31.30%	42	32.06%	5	3.82%	6	4.58%	131	7	5.07%	138	0.43%
119	Returning Officer Rockhampton Pre-Poll	0	0.00%	1	100.00%	0	0.00%	0	0.00%	0	0.00%	1	2	66.67%	3	0.01%
120	Returning Officer Sandgate Pre-Poll	1	50.00%	0	0.00%	1	50.00%	0	0.00%	0	0.00%	2	0	0.00%	2	0.01%
121	Returning Officer Scenic Rim Pre-Poll	0	0.00%	0	0.00%	0	0.00%	0	0.00%	0	0.00%	0	0	0.00%	0	0.00%
122	Returning Officer South Brisbane Pre-Poll	2	9.09%	8	36.36%	4	18.18%	3	13.64%	5	22.73%	22	1	4.35%	23	0.07%
123	Returning Officer Southern Downs Pre-Poll	1	25.00%	1	25.00%	2	50.00%	0	0.00%	0	0.00%	4	0	0.00%	4	0.01%
124	Returning Officer Southport Pre-Poll	0	0.00%	0	0.00%	0	0.00%	0	0.00%	0	0.00%	0	0	0.00%	0	0.00%
125	Returning Officer Springwood Pre-Poll	5	38.46%	4	30.77%	2	15.38%	0	0.00%	2	15.38%	13	0	0.00%	13	0.04%
126	Returning Officer Stafford Pre-Poll	0	0.00%	1	50.00%	1	50.00%	0	0.00%	0	0.00%	2	0	0.00%	2	0.01%
127	Returning Officer Stretton Pre-Poll	0	0.00%	0	0.00%	0	0.00%	0	0.00%	0	0.00%	0	0	0.00%	0	0.00%
128	Returning Officer Surfers Paradise Pre-Poll	1	33.33%	2	66.67%	0	0.00%	0	0.00%	0	0.00%	3	0	0.00%	3	0.01%
129	Returning Officer Theodore Pre-Poll	0	0.00%	0	0.00%	0	0.00%	1	100.00%	0	0.00%	1	0	0.00%	1	0.00%
130	Returning Officer Thuringowa Pre-Poll	0	0.00%	0	0.00%	0	0.00%	0	0.00%	0	0.00%	0	0	0.00%	0	0.00%
131	Returning Officer Toohey Pre-Poll	2	66.67%	0	0.00%	0	0.00%	1	33.33%	0	0.00%	3	0	0.00%	3	0.01%
132	Returning Officer Toowoomba North Pre-Poll	1	100.00%	0	0.00%	0	0.00%	0	0.00%	0	0.00%	1	0	0.00%	1	0.00%
133	Returning Officer Toowoomba South Pre-Poll	1	25.00%	2	50.00%	1	25.00%	0	0.00%	0	0.00%	4	0	0.00%	4	0.01%
134	Returning Officer Townsville Pre-Poll	0	0.00%	0	0.00%	0	0.00%	0	0.00%	0	0.00%	0	0	0.00%	0	0.00%
135	Returning Officer Traeger Pre-Poll	0	0.00%	0	0.00%	0	0.00%	0	0.00%	0	0.00%	0	0	0.00%	0	0.00%
136	Returning Officer Warrego Pre-Poll	1	100.00%	0	0.00%	0	0.00%	0	0.00%	0	0.00%	1	0	0.00%	1	0.00%
137	Returning Officer Waterford Pre-Poll	0	0.00%	0	0.00%	0	0.00%	0	0.00%	0	0.00%	0	0	0.00%	0	0.00%
138	Returning Officer Whitsunday Pre-Poll	0	0.00%	0	0.00%	1	100.00%	0	0.00%	0	0.00%	1	0	0.00%	1	0.00%
139	Returning Officer Woodridge Pre-Poll	2	50.00%	2	50.00%	0	0.00%	0	0.00%	0	0.00%	4	2	33.33%	6	0.02%
	Polling Booth Totals	**5,096**	**19.22%**	**11,470**	**43.25%**	**6,785**	**25.59%**	**992**	**3.74%**	**2,176**	**8.21%**	**26,519**	**1,129**	**4.08%**	**27,648**	**85.28%**
	Postal, Special Postal, Unenrolled Votes	682	21.72%	1,306	41.59%	754	24.01%	151	4.81%	247	7.87%	3,140	207	6.18%	3,347	10.32%
	Pre-Poll (In Person) Absent Votes	15	16.13%	35	37.63%	30	32.26%	3	3.23%	10	10.75%	93	2	2.11%	95	0.29%
	Polling Day Absent Votes	229	20.34%	419	37.21%	260	23.09%	44	3.91%	174	15.45%	1,126	60	5.06%	1,186	3.66%
	Declared Institution Votes	12	20.34%	27	45.76%	17	28.81%	2	3.39%	1	1.69%	59	0	0.00%	59	0.18%
	Polling Day Declaration Votes	15	17.86%	35	41.67%	17	20.24%	8	9.52%	9	10.71%	84	2	2.33%	86	0.27%
	Uncertain Identity	0	0.00%	0	0.00%	0	0.00%	0	0.00%	0	0.00%	0	0	0.00%	0	0.00%
	Declaration and Pre-Poll Votes Totals	**953**	**21.17%**	**1,822**	**40.47%**	**1,078**	**23.94%**	**208**	**4.62%**	**441**	**9.80%**	**4,502**	**271**	**5.68%**	**4,773**	**14.72%**

Total First Preference Votes	**6,049**	**19.50%**	**13,292**	**42.85%**	**7,863**	**25.35%**	**1,200**	**3.87%**	**2,617**	**8.44%**	**31,021**	**1,400**	**4.32%**	**32,421**	**100.00%**

Distribution of Preferences

	TAYLOR Paul		* BROWN Don		LEAFE Cameron		LAVENDER Jason		SANDERSON Joshua		Votes remaining in count	Exhausted		Total Formal Votes
Preference Distribution	**Votes**	**%**	**Votes**	**%**	**Votes**	**%**	**Votes**	**%**	**Votes**	**%**		**Votes**	**%**	
First Preference Votes	6,049	19.50%	13,292	42.85%	7,863	25.35%	1,200	3.87%	2,617	8.44%	31,021			31,021
LAVENDER Excluded (1st)	**241**	**20.08%**	**233**	**19.42%**	**262**	**21.83%**			**464**	**38.67%**	**1,200**	**0**	**0.00%**	**1,200**
Total	6,290	20.28%	13,525	43.60%	8,125	26.19%			3,081	9.93%	31,021	0	0.00%	31,021
SANDERSON Excluded (2nd)	**478**	**15.51%**	**1,940**	**62.97%**	**663**	**21.52%**					**3,081**	**0**	**0.00%**	**3,081**
Total	6,768	21.82%	15,465	49.85%	8,788	28.33%					31,021	0	0.00%	31,021
TAYLOR Excluded (3rd)			**2,483**	**36.69%**	**4,285**	**63.31%**					**6,768**	**0**	**0.00%**	**6,768**
District Total			**17,948**	**57.86%**	**13,073**	**42.14%**					**31,021**	**0**	**0.00%**	**31,021**

*** Indicates the winner**

18 - Electoral District of Chatsworth

First Preference Votes Polled for each Candidate at each Polling Booth

Booth No.	Polling Booth	* MINNIKIN Steve LNP Votes	%	KEENE Paul ALP Votes	%	NELSON Dave GRN Votes	%	Total Formal Votes	Informal Votes	%	Total Votes	% of Total Votes
1	Belmont	2,168	56.18%	1,314	34.05%	377	9.77%	3,859	116	2.92%	3,975	12.67%
2	Camp Hill	384	38.48%	425	42.59%	189	18.94%	998	69	6.47%	1,067	3.40%
3	Carina	841	42.76%	813	41.33%	313	15.91%	1,967	55	2.72%	2,022	6.45%
4	Carina Central	256	36.16%	356	50.28%	96	13.56%	708	23	3.15%	731	2.33%
5	Carina Heights	1,138	44.18%	1,118	43.40%	320	12.42%	2,576	106	3.95%	2,682	8.55%
6	Gumdale	2,203	56.82%	1,309	33.76%	365	9.41%	3,877	118	2.95%	3,995	12.74%
7	Mayfield	486	43.24%	481	42.79%	157	13.97%	1,124	38	3.27%	1,162	3.70%
8	Tingalpa	183	32.97%	297	53.51%	75	13.51%	555	10	1.77%	565	1.80%
9	Tingalpa South	799	40.95%	882	45.21%	270	13.84%	1,951	84	4.13%	2,035	6.49%
10	Wondall Heights	62	37.80%	75	45.73%	27	16.46%	164	4	2.38%	168	0.54%
11	Brisbane CBD All-Districts Centre	15	32.61%	13	28.26%	18	39.13%	46	2	4.17%	48	0.15%
12	Bundaberg All-Districts Centre	2	100.00%	0	0.00%	0	0.00%	2	0	0.00%	2	0.01%
13	Burleigh All-Districts Centre	2	66.67%	1	33.33%	0	0.00%	3	0	0.00%	3	0.01%
14	Cairns All-Districts Centre	0	0.00%	0	0.00%	0	0.00%	0	0	0.00%	0	0.00%
15	East Brisbane All-Districts Centre	17	54.84%	9	29.03%	5	16.13%	31	2	6.06%	33	0.11%
16	Hervey Bay All-Districts Centre	0	0.00%	0	0.00%	0	0.00%	0	0	0.00%	0	0.00%
17	Mackay All-Districts Centre	0	0.00%	1	100.00%	0	0.00%	1	0	0.00%	1	0.00%
18	Maroochydore All-Districts Centre	2	40.00%	3	60.00%	0	0.00%	5	1	16.67%	6	0.02%
19	Morayfield All-Districts Centre	0	0.00%	0	0.00%	1	100.00%	1	0	0.00%	1	0.00%
20	Noosa All-Districts Centre	0	0.00%	0	0.00%	0	0.00%	0	0	0.00%	0	0.00%
21	Oodgeroo All-Districts Centre	4	50.00%	3	37.50%	1	12.50%	8	3	27.27%	11	0.04%
22	Redcliffe All-Districts Centre	0	0.00%	0	0.00%	1	100.00%	1	0	0.00%	1	0.00%
23	Southport All-Districts Centre	0	0.00%	0	0.00%	0	0.00%	0	0	0.00%	0	0.00%
24	Telephone Voting	0	0.00%	0	0.00%	2	100.00%	2	0	0.00%	2	0.01%
25	Townsville All-Districts Centre	1	50.00%	1	50.00%	0	0.00%	2	0	0.00%	2	0.01%
26	Vulture Street All-Districts Centre	6	50.00%	5	41.67%	1	8.33%	12	0	0.00%	12	0.04%
27	Woolloongabba All-Districts Centre	6	37.50%	9	56.25%	1	6.25%	16	1	5.88%	17	0.05%
28	Brisbane CBD All-Districts Centre Pre-Poll	398	41.98%	392	41.35%	158	16.67%	948	24	2.47%	972	3.10%
29	Bundaberg All-Districts Centre Pre-Poll	1	50.00%	1	50.00%	0	0.00%	2	0	0.00%	2	0.01%
30	Burleigh All-Districts Centre Pre-Poll	4	33.33%	7	58.33%	1	8.33%	12	0	0.00%	12	0.04%
31	Cairns All-Districts Centre Pre-Poll	2	66.67%	1	33.33%	0	0.00%	3	0	0.00%	3	0.01%
32	Electoral Visit	1	25.00%	3	75.00%	0	0.00%	4	0	0.00%	4	0.01%
33	Hervey Bay All-Districts Centre Pre-poll	3	60.00%	0	0.00%	2	40.00%	5	0	0.00%	5	0.02%
34	Mackay All-Districts Centre Pre-Poll	4	66.67%	2	33.33%	0	0.00%	6	0	0.00%	6	0.02%
35	Maroochydore All-Districts Centre Pre-Poll	4	50.00%	4	50.00%	0	0.00%	8	0	0.00%	8	0.03%
36	Morayfield All-Districts Centre Pre-poll	3	100.00%	0	0.00%	0	0.00%	3	0	0.00%	3	0.01%
37	Noosa All-Districts Centre Pre-Poll	8	88.89%	1	11.11%	0	0.00%	9	2	18.18%	11	0.04%
38	Oodgeroo All-Districts Centre Pre-Poll	51	55.43%	28	30.43%	13	14.13%	92	5	5.15%	97	0.31%
39	Redcliffe All-Districts Centre Pre-Poll	4	66.67%	1	16.67%	1	16.67%	6	0	0.00%	6	0.02%
40	Southport All-Districts Centre Pre-Poll	8	61.54%	2	15.38%	3	23.08%	13	1	7.14%	14	0.04%
41	Telephone Voting - Pre-poll	5	45.45%	5	45.45%	1	9.09%	11	0	0.00%	11	0.04%
42	Townsville All-Districts Centre Pre-Poll	0	0.00%	1	50.00%	1	50.00%	2	1	33.33%	3	0.01%
43	eAssist - Coorparoo Pre-Poll	50	43.86%	36	31.58%	28	24.56%	114	3	2.56%	117	0.37%
44	Returning Officer Chatsworth Pre-Poll	1,654	58.49%	971	34.34%	203	7.18%	2,828	59	2.04%	2,887	9.20%
45	Returning Officer Algester Pre-Poll	0	0.00%	0	0.00%	0	0.00%	0	0	0.00%	0	0.00%
46	Returning Officer Aspley Pre-Poll	2	50.00%	1	25.00%	1	25.00%	4	0	0.00%	4	0.01%
47	Returning Officer Bancroft Pre-Poll	0	0.00%	0	0.00%	0	0.00%	0	0	0.00%	0	0.00%
48	Returning Officer Barron River Pre-Poll	0	0.00%	0	0.00%	0	0.00%	0	0	0.00%	0	0.00%
49	Returning Officer Bonney Pre-Poll	0	0.00%	0	0.00%	0	0.00%	0	0	0.00%	0	0.00%
50	Returning Officer Broadwater Pre-Poll	2	66.67%	1	33.33%	0	0.00%	3	0	0.00%	3	0.01%
51	Returning Officer Buderim Pre-Poll	1	33.33%	2	66.67%	0	0.00%	3	0	0.00%	3	0.01%
52	Returning Officer Bulimba Pre-Poll	62	54.87%	35	30.97%	16	14.16%	113	9	7.38%	122	0.39%
53	Returning Officer Bundaberg Pre-Poll	0	0.00%	0	0.00%	0	0.00%	0	0	0.00%	0	0.00%
54	Returning Officer Bundamba Pre-Poll	1	100.00%	0	0.00%	0	0.00%	1	0	0.00%	1	0.00%
55	Returning Officer Burdekin Pre-Poll	0	0.00%	0	0.00%	0	0.00%	0	0	0.00%	0	0.00%

56	Returning Officer Burleigh Pre-Poll	0	0.00%	0	0.00%	0	0.00%	0	0	0.00%	0	0.00%
57	Returning Officer Burnett Pre-Poll	0	0.00%	0	0.00%	0	0.00%	0	0	0.00%	0	0.00%
58	Returning Officer Cairns Pre-Poll	0	0.00%	0	0.00%	0	0.00%	0	0	0.00%	0	0.00%
59	Returning Officer Callide Pre-Poll	0	0.00%	0	0.00%	0	0.00%	0	0	0.00%	0	0.00%
60	Returning Officer Caloundra Pre-Poll	1	12.50%	5	62.50%	2	25.00%	8	0	0.00%	8	0.03%
61	Returning Officer Capalaba Pre-Poll	118	65.56%	41	22.78%	21	11.67%	180	13	6.74%	193	0.62%
62	Returning Officer Clayfield Pre-Poll	8	100.00%	0	0.00%	0	0.00%	8	0	0.00%	8	0.03%
63	Returning Officer Condamine Pre-Poll	1	100.00%	0	0.00%	0	0.00%	1	0	0.00%	1	0.00%
64	Returning Officer Cook Pre-Poll	0	0.00%	0	0.00%	0	0.00%	0	0	0.00%	0	0.00%
65	Returning Officer Coomera Pre-Poll	0	0.00%	0	0.00%	0	0.00%	0	2	0.00%	2	0.01%
66	Returning Officer Cooper Pre-Poll	7	70.00%	3	30.00%	0	0.00%	10	0	0.00%	10	0.03%
67	Returning Officer Currumbin Pre-Poll	1	20.00%	3	60.00%	1	20.00%	5	0	0.00%	5	0.02%
68	Returning Officer Everton Pre-Poll	1	100.00%	0	0.00%	0	0.00%	1	0	0.00%	1	0.00%
69	Returning Officer Ferny Grove Pre-Poll	1	100.00%	0	0.00%	0	0.00%	1	0	0.00%	1	0.00%
70	Returning Officer Gaven Pre-Poll	2	66.67%	1	33.33%	0	0.00%	3	0	0.00%	3	0.01%
71	Returning Officer Gladstone Pre-Poll	0	0.00%	0	0.00%	0	0.00%	0	0	0.00%	0	0.00%
72	Returning Officer Glass House Pre-Poll	0	0.00%	0	0.00%	0	0.00%	0	0	0.00%	0	0.00%
73	Returning Officer Greenslopes Pre-Poll	101	51.79%	68	34.87%	26	13.33%	195	5	2.50%	200	0.64%
74	Returning Officer Gregory Pre-Poll	0	0.00%	0	0.00%	0	0.00%	0	0	0.00%	0	0.00%
75	Returning Officer Gympie Pre-Poll	0	0.00%	1	100.00%	0	0.00%	1	0	0.00%	1	0.00%
76	Returning Officer Hervey Bay Pre-Poll	0	0.00%	0	0.00%	0	0.00%	0	0	0.00%	0	0.00%
77	Returning Officer Hill Pre-Poll	0	0.00%	0	0.00%	0	0.00%	0	0	0.00%	0	0.00%
78	Returning Officer Hinchinbrook Pre-Poll	0	0.00%	0	0.00%	0	0.00%	0	0	0.00%	0	0.00%
79	Returning Officer Inala Pre-Poll	2	50.00%	2	50.00%	0	0.00%	4	0	0.00%	4	0.01%
80	Returning Officer Ipswich Pre-Poll	3	42.86%	2	28.57%	2	28.57%	7	0	0.00%	7	0.02%
81	Returning Officer Ipswich West Pre-Poll	0	0.00%	0	0.00%	0	0.00%	0	0	0.00%	0	0.00%
82	Returning Officer Jordan Pre-Poll	4	80.00%	1	20.00%	0	0.00%	5	0	0.00%	5	0.02%
83	Returning Officer Kawana Pre-Poll	0	0.00%	0	0.00%	0	0.00%	0	0	0.00%	0	0.00%
84	Returning Officer Keppel Pre-Poll	0	0.00%	0	0.00%	0	0.00%	0	0	0.00%	0	0.00%
85	Returning Officer Kurwongbah Pre-Poll	0	0.00%	1	100.00%	0	0.00%	1	0	0.00%	1	0.00%
86	Returning Officer Lockyer Pre-Poll	0	0.00%	0	0.00%	0	0.00%	0	0	0.00%	0	0.00%
87	Returning Officer Logan Pre-Poll	2	66.67%	1	33.33%	0	0.00%	3	1	25.00%	4	0.01%
88	Returning Officer Lytton Pre-Poll	184	47.92%	153	39.84%	47	12.24%	384	18	4.48%	402	1.28%
89	Returning Officer Macalister Pre-Poll	0	0.00%	0	0.00%	0	0.00%	0	0	0.00%	0	0.00%
90	Returning Officer Mackay Pre-Poll	0	0.00%	0	0.00%	0	0.00%	0	0	0.00%	0	0.00%
91	Returning Officer Maiwar Pre-Poll	3	60.00%	1	20.00%	1	20.00%	5	0	0.00%	5	0.02%
92	Returning Officer Mansfield Pre-Poll	50	47.17%	41	38.68%	15	14.15%	106	4	3.64%	110	0.35%
93	Returning Officer Maroochydore Pre-Poll	0	0.00%	0	0.00%	0	0.00%	0	0	0.00%	0	0.00%
94	Returning Officer Maryborough Pre-Poll	0	0.00%	0	0.00%	0	0.00%	0	0	0.00%	0	0.00%
95	Returning Officer Mcconnel Pre-Poll	13	61.90%	7	33.33%	1	4.76%	21	1	4.55%	22	0.07%
96	Returning Officer Mermaid Beach Pre-Poll	2	66.67%	0	0.00%	1	33.33%	3	0	0.00%	3	0.01%
97	Returning Officer Miller Pre-Poll	5	41.67%	6	50.00%	1	8.33%	12	1	7.69%	13	0.04%
98	Returning Officer Mirani Pre-Poll	0	0.00%	0	0.00%	0	0.00%	0	0	0.00%	0	0.00%
99	Returning Officer Moggill Pre-Poll	1	100.00%	0	0.00%	0	0.00%	1	0	0.00%	1	0.00%
100	Returning Officer Morayfield Pre-Poll	0	0.00%	0	0.00%	0	0.00%	0	0	0.00%	0	0.00%
101	Returning Officer Mount Ommaney Pre-Poll	2	50.00%	2	50.00%	0	0.00%	4	0	0.00%	4	0.01%
102	Returning Officer Mudgeeraba Pre-Poll	0	0.00%	0	0.00%	0	0.00%	0	0	0.00%	0	0.00%
103	Returning Officer Mulgrave Pre-Poll	0	0.00%	0	0.00%	0	0.00%	0	0	0.00%	0	0.00%
104	Returning Officer Mundingburra Pre-Poll	0	0.00%	0	0.00%	0	0.00%	0	0	0.00%	0	0.00%
105	Returning Officer Murrumba Pre-Poll	0	0.00%	1	100.00%	0	0.00%	1	0	0.00%	1	0.00%
106	Returning Officer Nanango Pre-Poll	0	0.00%	0	0.00%	0	0.00%	0	0	0.00%	0	0.00%
107	Returning Officer Nicklin Pre-Poll	0	0.00%	0	0.00%	0	0.00%	0	0	0.00%	0	0.00%
108	Returning Officer Ninderry Pre-Poll	0	0.00%	0	0.00%	0	0.00%	0	0	0.00%	0	0.00%
109	Returning Officer Noosa Pre-Poll	0	0.00%	0	0.00%	0	0.00%	0	0	0.00%	0	0.00%
110	Returning Officer Nudgee Pre-Poll	1	50.00%	1	50.00%	0	0.00%	2	0	0.00%	2	0.01%
111	Returning Officer Oodgeroo Pre-Poll	0	0.00%	0	0.00%	0	0.00%	0	0	0.00%	0	0.00%
112	Returning Officer Pine Rivers Pre-Poll	0	0.00%	1	100.00%	0	0.00%	1	0	0.00%	1	0.00%
113	Returning Officer Pumicestone Pre-Poll	2	66.67%	0	0.00%	1	33.33%	3	0	0.00%	3	0.01%
114	Returning Officer Redcliffe Pre-Poll	0	0.00%	0	0.00%	0	0.00%	0	0	0.00%	0	0.00%
115	Returning Officer Redlands Pre-Poll	2	25.00%	4	50.00%	2	25.00%	8	0	0.00%	8	0.03%
116	Returning Officer Rockhampton Pre-Poll	3	50.00%	3	50.00%	0	0.00%	6	0	0.00%	6	0.02%
117	Returning Officer Sandgate Pre-Poll	0	0.00%	2	100.00%	0	0.00%	2	0	0.00%	2	0.01%
118	Returning Officer Scenic Rim Pre-Poll	1	100.00%	0	0.00%	0	0.00%	1	0	0.00%	1	0.00%
119	Returning Officer South Brisbane Pre-Poll	7	46.67%	8	53.33%	0	0.00%	15	2	11.76%	17	0.05%

120	Returning Officer Southern Downs Pre-Poll	1	100.00%	0	0.00%	0	0.00%	1	0	0.00%	1	0.00%
121	Returning Officer Southport Pre-Poll	0	0.00%	0	0.00%	0	0.00%	0	0	0.00%	0	0.00%
122	Returning Officer Springwood Pre-Poll	9	64.29%	3	21.43%	2	14.29%	14	2	12.50%	16	0.05%
123	Returning Officer Stafford Pre-Poll	1	20.00%	3	60.00%	1	20.00%	5	0	0.00%	5	0.02%
124	Returning Officer Stretton Pre-Poll	8	53.33%	4	26.67%	3	20.00%	15	0	0.00%	15	0.05%
125	Returning Officer Surfers Paradise Pre-Poll	0	0.00%	0	0.00%	0	0.00%	0	0	0.00%	0	0.00%
126	Returning Officer Theodore Pre-Poll	0	0.00%	0	0.00%	0	0.00%	0	0	0.00%	0	0.00%
127	Returning Officer Thuringowa Pre-Poll	0	0.00%	0	0.00%	0	0.00%	0	0	0.00%	0	0.00%
128	Returning Officer Toohey Pre-Poll	5	62.50%	3	37.50%	0	0.00%	8	0	0.00%	8	0.03%
129	Returning Officer Toowoomba North Pre-Poll	0	0.00%	1	100.00%	0	0.00%	1	0	0.00%	1	0.00%
130	Returning Officer Toowoomba South Pre-Poll	0	0.00%	0	0.00%	0	0.00%	0	0	0.00%	0	0.00%
131	Returning Officer Townsville Pre-Poll	0	0.00%	0	0.00%	0	0.00%	0	0	0.00%	0	0.00%
132	Returning Officer Traeger Pre-Poll	0	0.00%	1	100.00%	0	0.00%	1	0	0.00%	1	0.00%
133	Returning Officer Warrego Pre-Poll	0	0.00%	0	0.00%	0	0.00%	0	0	0.00%	0	0.00%
134	Returning Officer Waterford Pre-Poll	0	0.00%	0	0.00%	0	0.00%	0	0	0.00%	0	0.00%
135	Returning Officer Whitsunday Pre-Poll	1	100.00%	0	0.00%	0	0.00%	1	0	0.00%	1	0.00%
136	Returning Officer Woodridge Pre-Poll	3	42.86%	2	28.57%	2	28.57%	7	0	0.00%	7	0.02%
	Polling Booth Totals	**11,399**	**49.22%**	**8,985**	**38.80%**	**2,776**	**11.99%**	**23,160**	**785**	**3.28%**	**23,945**	**76.33%**
	Postal, Special Postal, Unenrolled Votes	2,786	56.17%	1,677	33.81%	497	10.02%	4,960	405	7.55%	5,365	17.10%
	Pre-Poll (In Person) Absent Votes	36	36.73%	44	44.90%	18	18.37%	98	7	6.67%	105	0.33%
	Polling Day Absent Votes	701	40.97%	671	39.22%	339	19.81%	1,711	75	4.20%	1,786	5.69%
	Declared Institution Votes	29	43.94%	35	53.03%	2	3.03%	66	7	9.59%	73	0.23%
	Polling Day Declaration Votes	42	44.21%	30	31.58%	23	24.21%	95	1	1.04%	96	0.31%
	Uncertain Identity	0	0.00%	0	0.00%	0	0.00%	0	0	0.00%	0	0.00%
	Declaration and Pre-Poll Votes Totals	**3,594**	**51.86%**	**2,457**	**35.45%**	**879**	**12.68%**	**6,930**	**495**	**6.67%**	**7,425**	**23.67%**
	Total First Preference Votes	**14,993**	**49.83%**	**11,442**	**38.03%**	**3,655**	**12.15%**	**30,090**	**1,280**	**4.08%**	**31,370**	**100.00%**

Distribution of Preferences

Preference Distribution	* MINNIKIN Steve Votes	%	KEENE Paul Votes	%	NELSON Dave Votes	%	Votes remaining in count	Exhausted Votes	%	Total Formal Votes
First Preference Votes	14,993	49.83%	11,442	38.03%	3,655	12.15%	30,090			30,090
NELSON Excluded (1st)	**925**	**25.31%**	**2,730**	**74.69%**			**3,655**	**0**	**0.00%**	**3,655**
District Total	**15,918**	**52.90%**	**14,172**	**47.10%**			**30,090**	**0**	**0.00%**	**30,090**

*** Indicates the winner**

19 - Electoral District of Clayfield

First Preference Votes Polled for each Candidate at each Polling Booth

Booth No.	Polling Booth	* NICHOLLS Tim LNP Votes	%	OGDEN Claire GRN Votes	%	ANTHONY Philip ALP Votes	%	Total Formal Votes	Informal Votes	%	Total Votes	% of Total Votes
1	Albion	458	49.41%	194	20.93%	275	29.67%	927	23	2.42%	950	2.85%
2	Ascot	1,392	67.94%	260	12.69%	397	19.38%	2,049	51	2.43%	2,100	6.29%
3	Clayfield East	807	50.98%	264	16.68%	512	32.34%	1,583	66	4.00%	1,649	4.94%
4	Clayfield West	1,090	47.33%	472	20.50%	741	32.18%	2,303	58	2.46%	2,361	7.08%
5	Doomben	239	40.65%	96	16.33%	253	43.03%	588	40	6.37%	628	1.88%
6	Gordon Park	534	36.33%	300	20.41%	636	43.27%	1,470	41	2.71%	1,511	4.53%
7	Grange	90	40.36%	44	19.73%	89	39.91%	223	2	0.89%	225	0.67%
8	Hamilton	1,250	52.48%	377	15.83%	755	31.70%	2,382	105	4.22%	2,487	7.45%
9	Hendra	875	63.22%	175	12.64%	334	24.13%	1,384	55	3.82%	1,439	4.31%
10	Hendra East	380	48.53%	116	14.81%	287	36.65%	783	28	3.45%	811	2.43%
11	Kalinga	483	48.64%	146	14.70%	364	36.66%	993	25	2.46%	1,018	3.05%
12	Kedron High	266	34.82%	207	27.09%	291	38.09%	764	30	3.78%	794	2.38%
13	Kedron West	43	51.19%	16	19.05%	25	29.76%	84	1	1.18%	85	0.25%
14	Lutwyche	524	32.07%	410	25.09%	700	42.84%	1,634	53	3.14%	1,687	5.06%
15	Nundah East	50	35.46%	52	36.88%	39	27.66%	141	6	4.08%	147	0.44%
16	Stafford	122	33.52%	84	23.08%	158	43.41%	364	22	5.70%	386	1.16%
17	Wilston	93	41.70%	55	24.66%	75	33.63%	223	2	0.89%	225	0.67%
18	Windsor	823	33.81%	666	27.36%	945	38.82%	2,434	71	2.83%	2,505	7.51%
19	Brisbane CBD All-Districts Centre	36	25.53%	55	39.01%	50	35.46%	141	5	3.42%	146	0.44%
20	Bundaberg All-Districts Centre	0	0.00%	1	33.33%	2	66.67%	3	0	0.00%	3	0.01%
21	Burleigh All-Districts Centre	2	28.57%	3	42.86%	2	28.57%	7	0	0.00%	7	0.02%
22	Cairns All-Districts Centre	0	0.00%	1	100.00%	0	0.00%	1	1	50.00%	2	0.01%
23	East Brisbane All-Districts Centre	19	57.58%	7	21.21%	7	21.21%	33	3	8.33%	36	0.11%
24	Hervey Bay All-Districts Centre	0	0.00%	0	0.00%	0	0.00%	0	0	0.00%	0	0.00%
25	Mackay All-Districts Centre	1	25.00%	0	0.00%	3	75.00%	4	0	0.00%	4	0.01%
26	Maroochydore All-Districts Centre	2	40.00%	1	20.00%	2	40.00%	5	0	0.00%	5	0.01%
27	Morayfield All-Districts Centre	0	0.00%	1	100.00%	0	0.00%	1	0	0.00%	1	0.00%
28	Noosa All-Districts Centre	5	62.50%	2	25.00%	1	12.50%	8	0	0.00%	8	0.02%
29	Oodgeroo All-Districts Centre	1	33.33%	0	0.00%	2	66.67%	3	0	0.00%	3	0.01%
30	Redcliffe All-Districts Centre	0	0.00%	1	50.00%	1	50.00%	2	0	0.00%	2	0.01%
31	Southport All-Districts Centre	1	50.00%	1	50.00%	0	0.00%	2	0	0.00%	2	0.01%
32	Telephone Voting	1	50.00%	0	0.00%	1	50.00%	2	0	0.00%	2	0.01%
33	Townsville All-Districts Centre	0	0.00%	0	0.00%	0	0.00%	0	0	0.00%	0	0.00%
34	Vulture Street All-Districts Centre	4	30.77%	5	38.46%	4	30.77%	13	0	0.00%	13	0.04%
35	Woolloongabba All-Districts Centre	2	40.00%	0	0.00%	3	60.00%	5	1	16.67%	6	0.02%
36	Brisbane CBD All-Districts Centre Pre-Poll	722	39.41%	426	23.25%	684	37.34%	1,832	55	2.91%	1,887	5.66%
37	Bundaberg All-Districts Centre Pre-Poll	1	16.67%	2	33.33%	3	50.00%	6	0	0.00%	6	0.02%
38	Burleigh All-Districts Centre Pre-Poll	9	42.86%	7	33.33%	5	23.81%	21	0	0.00%	21	0.06%
39	Cairns All-Districts Centre Pre-Poll	8	57.14%	3	21.43%	3	21.43%	14	1	6.67%	15	0.04%
40	Electoral Visit	94	70.68%	7	5.26%	32	24.06%	133	5	3.62%	138	0.41%
41	Hervey Bay All-Districts Centre Pre-poll	3	37.50%	1	12.50%	4	50.00%	8	0	0.00%	8	0.02%
42	Mackay All-Districts Centre Pre-Poll	3	37.50%	1	12.50%	4	50.00%	8	0	0.00%	8	0.02%
43	Maroochydore All-Districts Centre Pre-Poll	11	73.33%	3	20.00%	1	6.67%	15	4	21.05%	19	0.06%
44	Morayfield All-Districts Centre Pre-poll	7	28.00%	4	16.00%	14	56.00%	25	0	0.00%	25	0.07%
45	Noosa All-Districts Centre Pre-Poll	18	81.82%	3	13.64%	1	4.55%	22	0	0.00%	22	0.07%
46	Oodgeroo All-Districts Centre Pre-Poll	1	25.00%	1	25.00%	2	50.00%	4	0	0.00%	4	0.01%
47	Redcliffe All-Districts Centre Pre-Poll	16	42.11%	10	26.32%	12	31.58%	38	1	2.56%	39	0.12%
48	Southport All-Districts Centre Pre-Poll	10	71.43%	3	21.43%	1	7.14%	14	0	0.00%	14	0.04%
49	Telephone Voting - Pre-poll	3	27.27%	2	18.18%	6	54.55%	11	0	0.00%	11	0.03%
50	Townsville All-Districts Centre Pre-Poll	5	45.45%	3	27.27%	3	27.27%	11	0	0.00%	11	0.03%
51	eAssist - Coorparoo Pre-Poll	1	25.00%	1	25.00%	2	50.00%	4	0	0.00%	4	0.01%
52	Returning Officer Clayfield Pre-Poll	1,332	60.57%	222	10.10%	645	29.33%	2,199	40	1.79%	2,239	6.71%
53	Returning Officer Algester Pre-Poll	0	0.00%	0	0.00%	0	0.00%	0	0	0.00%	0	0.00%
54	Returning Officer Aspley Pre-Poll	26	52.00%	12	24.00%	12	24.00%	50	1	1.96%	51	0.15%
55	Returning Officer Bancroft Pre-Poll	0	0.00%	0	0.00%	3	100.00%	3	0	0.00%	3	0.01%

56	Returning Officer Barron River Pre-Poll	1	50.00%	1	50.00%	0	0.00%	2	0	0.00%	2	0.01%
57	Returning Officer Bonney Pre-Poll	2	50.00%	1	25.00%	1	25.00%	4	0	0.00%	4	0.01%
58	Returning Officer Broadwater Pre-Poll	1	50.00%	0	0.00%	1	50.00%	2	0	0.00%	2	0.01%
59	Returning Officer Buderim Pre-Poll	1	33.33%	0	0.00%	2	66.67%	3	0	0.00%	3	0.01%
60	Returning Officer Bulimba Pre-Poll	5	55.56%	3	33.33%	1	11.11%	9	0	0.00%	9	0.03%
61	Returning Officer Bundaberg Pre-Poll	0	0.00%	0	0.00%	0	0.00%	0	0	0.00%	0	0.00%
62	Returning Officer Bundamba Pre-Poll	1	50.00%	0	0.00%	1	50.00%	2	0	0.00%	2	0.01%
63	Returning Officer Burdekin Pre-Poll	0	0.00%	0	0.00%	1	100.00%	1	0	0.00%	1	0.00%
64	Returning Officer Burleigh Pre-Poll	0	0.00%	0	0.00%	0	0.00%	0	0	0.00%	0	0.00%
65	Returning Officer Burnett Pre-Poll	0	0.00%	0	0.00%	0	0.00%	0	0	0.00%	0	0.00%
66	Returning Officer Cairns Pre-Poll	0	0.00%	0	0.00%	0	0.00%	0	0	0.00%	0	0.00%
67	Returning Officer Callide Pre-Poll	0	0.00%	0	0.00%	0	0.00%	0	0	0.00%	0	0.00%
68	Returning Officer Caloundra Pre-Poll	5	33.33%	5	33.33%	5	33.33%	15	1	6.25%	16	0.05%
69	Returning Officer Capalaba Pre-Poll	0	0.00%	0	0.00%	0	0.00%	0	0	0.00%	0	0.00%
70	Returning Officer Chatsworth Pre-Poll	0	0.00%	0	0.00%	2	100.00%	2	0	0.00%	2	0.01%
71	Returning Officer Condamine Pre-Poll	0	0.00%	0	0.00%	0	0.00%	0	0	0.00%	0	0.00%
72	Returning Officer Cook Pre-Poll	0	0.00%	0	0.00%	0	0.00%	0	0	0.00%	0	0.00%
73	Returning Officer Coomera Pre-Poll	0	0.00%	0	0.00%	0	0.00%	0	0	0.00%	0	0.00%
74	Returning Officer Cooper Pre-Poll	12	60.00%	2	10.00%	6	30.00%	20	0	0.00%	20	0.06%
75	Returning Officer Currumbin Pre-Poll	3	100.00%	0	0.00%	0	0.00%	3	0	0.00%	3	0.01%
76	Returning Officer Everton Pre-Poll	0	0.00%	2	50.00%	2	50.00%	4	0	0.00%	4	0.01%
77	Returning Officer Ferny Grove Pre-Poll	8	80.00%	0	0.00%	2	20.00%	10	0	0.00%	10	0.03%
78	Returning Officer Gaven Pre-Poll	0	0.00%	0	0.00%	1	100.00%	1	0	0.00%	1	0.00%
79	Returning Officer Gladstone Pre-Poll	1	50.00%	0	0.00%	1	50.00%	2	0	0.00%	2	0.01%
80	Returning Officer Glass House Pre-Poll	2	100.00%	0	0.00%	0	0.00%	2	1	33.33%	3	0.01%
81	Returning Officer Greenslopes Pre-Poll	3	33.33%	5	55.56%	1	11.11%	9	0	0.00%	9	0.03%
82	Returning Officer Gregory Pre-Poll	0	0.00%	0	0.00%	0	0.00%	0	0	0.00%	0	0.00%
83	Returning Officer Gympie Pre-Poll	3	75.00%	0	0.00%	1	25.00%	4	0	0.00%	4	0.01%
84	Returning Officer Hervey Bay Pre-Poll	0	0.00%	0	0.00%	0	0.00%	0	0	0.00%	0	0.00%
85	Returning Officer Hill Pre-Poll	0	0.00%	0	0.00%	0	0.00%	0	0	0.00%	0	0.00%
86	Returning Officer Hinchinbrook Pre-Poll	0	0.00%	0	0.00%	0	0.00%	0	0	0.00%	0	0.00%
87	Returning Officer Inala Pre-Poll	3	42.86%	1	14.29%	3	42.86%	7	0	0.00%	7	0.02%
88	Returning Officer Ipswich Pre-Poll	3	50.00%	0	0.00%	3	50.00%	6	0	0.00%	6	0.02%
89	Returning Officer Ipswich West Pre-Poll	0	0.00%	0	0.00%	0	0.00%	0	0	0.00%	0	0.00%
90	Returning Officer Jordan Pre-Poll	2	100.00%	0	0.00%	0	0.00%	2	0	0.00%	2	0.01%
91	Returning Officer Kawana Pre-Poll	1	50.00%	0	0.00%	1	50.00%	2	1	33.33%	3	0.01%
92	Returning Officer Keppel Pre-Poll	0	0.00%	0	0.00%	0	0.00%	0	0	0.00%	0	0.00%
93	Returning Officer Kurwongbah Pre-Poll	0	0.00%	0	0.00%	2	100.00%	2	0	0.00%	2	0.01%
94	Returning Officer Lockyer Pre-Poll	1	25.00%	0	0.00%	3	75.00%	4	0	0.00%	4	0.01%
95	Returning Officer Logan Pre-Poll	1	50.00%	0	0.00%	1	50.00%	2	0	0.00%	2	0.01%
96	Returning Officer Lytton Pre-Poll	4	57.14%	0	0.00%	3	42.86%	7	0	0.00%	7	0.02%
97	Returning Officer Macalister Pre-Poll	0	0.00%	0	0.00%	0	0.00%	0	0	0.00%	0	0.00%
98	Returning Officer Mackay Pre-Poll	0	0.00%	0	0.00%	0	0.00%	0	0	0.00%	0	0.00%
99	Returning Officer Maiwar Pre-Poll	4	57.14%	3	42.86%	0	0.00%	7	0	0.00%	7	0.02%
100	Returning Officer Mansfield Pre-Poll	4	80.00%	0	0.00%	1	20.00%	5	0	0.00%	5	0.01%
101	Returning Officer Maroochydore Pre-Poll	0	0.00%	0	0.00%	0	0.00%	0	0	0.00%	0	0.00%
102	Returning Officer Maryborough Pre-Poll	1	100.00%	0	0.00%	0	0.00%	1	0	0.00%	1	0.00%
103	Returning Officer Mcconnel Pre-Poll	39	41.49%	26	27.66%	29	30.85%	94	0	0.00%	94	0.28%
104	Returning Officer Mermaid Beach Pre-Poll	4	100.00%	0	0.00%	0	0.00%	4	0	0.00%	4	0.01%
105	Returning Officer Miller Pre-Poll	5	62.50%	0	0.00%	3	37.50%	8	0	0.00%	8	0.02%
106	Returning Officer Mirani Pre-Poll	0	0.00%	0	0.00%	0	0.00%	0	0	0.00%	0	0.00%
107	Returning Officer Moggill Pre-Poll	1	100.00%	0	0.00%	0	0.00%	1	0	0.00%	1	0.00%
108	Returning Officer Morayfield Pre-Poll	0	0.00%	0	0.00%	0	0.00%	0	0	0.00%	0	0.00%
109	Returning Officer Mount Ommaney Pre-Poll	1	50.00%	0	0.00%	1	50.00%	2	0	0.00%	2	0.01%
110	Returning Officer Mudgeeraba Pre-Poll	0	0.00%	0	0.00%	0	0.00%	0	0	0.00%	0	0.00%
111	Returning Officer Mulgrave Pre-Poll	0	0.00%	0	0.00%	0	0.00%	0	0	0.00%	0	0.00%
112	Returning Officer Mundingburra Pre-Poll	0	0.00%	0	0.00%	0	0.00%	0	0	0.00%	0	0.00%
113	Returning Officer Murrumba Pre-Poll	2	33.33%	1	16.67%	3	50.00%	6	1	14.29%	7	0.02%
114	Returning Officer Nanango Pre-Poll	0	0.00%	0	0.00%	0	0.00%	0	0	0.00%	0	0.00%
115	Returning Officer Nicklin Pre-Poll	0	0.00%	1	100.00%	0	0.00%	1	0	0.00%	1	0.00%
116	Returning Officer Ninderry Pre-Poll	1	50.00%	0	0.00%	1	50.00%	2	0	0.00%	2	0.01%
117	Returning Officer Noosa Pre-Poll	18	81.82%	3	13.64%	1	4.55%	22	0	0.00%	22	0.07%
118	Returning Officer Nudgee Pre-Poll	23	48.94%	8	17.02%	16	34.04%	47	1	2.08%	48	0.14%
119	Returning Officer Oodgeroo Pre-Poll	0	0.00%	0	0.00%	0	0.00%	0	0	0.00%	0	0.00%

120	Returning Officer Pine Rivers Pre-Poll	4	50.00%	1	12.50%	3	37.50%	8	0	0.00%	8	0.02%
121	Returning Officer Pumicestone Pre-Poll	3	75.00%	0	0.00%	1	25.00%	4	0	0.00%	4	0.01%
122	Returning Officer Redcliffe Pre-Poll	0	0.00%	0	0.00%	0	0.00%	0	0	0.00%	0	0.00%
123	Returning Officer Redlands Pre-Poll	1	50.00%	0	0.00%	1	50.00%	2	0	0.00%	2	0.01%
124	Returning Officer Rockhampton Pre-Poll	1	100.00%	0	0.00%	0	0.00%	1	0	0.00%	1	0.00%
125	Returning Officer Sandgate Pre-Poll	8	47.06%	4	23.53%	5	29.41%	17	2	10.53%	19	0.06%
126	Returning Officer Scenic Rim Pre-Poll	0	0.00%	0	0.00%	0	0.00%	0	0	0.00%	0	0.00%
127	Returning Officer South Brisbane Pre-Poll	8	53.33%	3	20.00%	4	26.67%	15	1	6.25%	16	0.05%
128	Returning Officer Southern Downs Pre-Poll	0	0.00%	0	0.00%	2	100.00%	2	0	0.00%	2	0.01%
129	Returning Officer Southport Pre-Poll	0	0.00%	0	0.00%	0	0.00%	0	0	0.00%	0	0.00%
130	Returning Officer Springwood Pre-Poll	3	42.86%	1	14.29%	3	42.86%	7	0	0.00%	7	0.02%
131	Returning Officer Stafford Pre-Poll	103	48.13%	45	21.03%	66	30.84%	214	14	6.14%	228	0.68%
132	Returning Officer Stretton Pre-Poll	1	33.33%	0	0.00%	2	66.67%	3	1	25.00%	4	0.01%
133	Returning Officer Surfers Paradise Pre-Poll	4	80.00%	1	20.00%	0	0.00%	5	0	0.00%	5	0.01%
134	Returning Officer Theodore Pre-Poll	0	0.00%	0	0.00%	0	0.00%	0	0	0.00%	0	0.00%
135	Returning Officer Thuringowa Pre-Poll	0	0.00%	0	0.00%	0	0.00%	0	0	0.00%	0	0.00%
136	Returning Officer Toohey Pre-Poll	1	33.33%	2	66.67%	0	0.00%	3	0	0.00%	3	0.01%
137	Returning Officer Toowoomba North Pre-Poll	1	25.00%	2	50.00%	1	25.00%	4	0	0.00%	4	0.01%
138	Returning Officer Toowoomba South Pre-Poll	1	100.00%	0	0.00%	0	0.00%	1	0	0.00%	1	0.00%
139	Returning Officer Townsville Pre-Poll	0	0.00%	0	0.00%	0	0.00%	0	0	0.00%	0	0.00%
140	Returning Officer Traeger Pre-Poll	1	100.00%	0	0.00%	0	0.00%	1	0	0.00%	1	0.00%
141	Returning Officer Warrego Pre-Poll	0	0.00%	0	0.00%	1	100.00%	1	0	0.00%	1	0.00%
142	Returning Officer Waterford Pre-Poll	0	0.00%	0	0.00%	0	0.00%	0	0	0.00%	0	0.00%
143	Returning Officer Whitsunday Pre-Poll	2	100.00%	0	0.00%	0	0.00%	2	0	0.00%	2	0.01%
144	Returning Officer Woodridge Pre-Poll	0	0.00%	0	0.00%	0	0.00%	0	0	0.00%	0	0.00%
	Polling Booth Totals	**12,171**	**47.55%**	**4,844**	**18.93%**	**8,579**	**33.52%**	**25,594**	**819**	**3.10%**	**26,413**	**79.17%**
	Postal, Special Postal, Unenrolled Votes	2,130	55.01%	644	16.63%	1,098	28.36%	3,872	311	7.43%	4,183	12.54%
	Pre-Poll (In Person) Absent Votes	49	43.75%	21	18.75%	42	37.50%	112	8	6.67%	120	0.36%
	Polling Day Absent Votes	931	39.37%	647	27.36%	787	33.28%	2,365	110	4.44%	2,475	7.42%
	Declared Institution Votes	58	50.00%	19	16.38%	39	33.62%	116	6	4.92%	122	0.37%
	Polling Day Declaration Votes	20	40.82%	15	30.61%	14	28.57%	49	2	3.92%	51	0.15%
	Uncertain Identity	0	0.00%	0	0.00%	0	0.00%	0	0	0.00%	0	0.00%
	Declaration and Pre-Poll Votes Totals	**3,188**	**48.94%**	**1,346**	**20.66%**	**1,980**	**30.40%**	**6,514**	**437**	**6.29%**	**6,951**	**20.83%**
	Total First Preference Votes	**15,359**	**47.84%**	**6,190**	**19.28%**	**10,559**	**32.89%**	**32,108**	**1,256**	**3.76%**	**33,364**	**100.00%**

Distribution of Preferences

Preference Distribution	* NICHOLLS Tim Votes	%	OGDEN Claire Votes	%	ANTHONY Philip Votes	%	Votes remaining in count	Exhausted Votes	%	Total Formal Votes
First Preference Votes	15,359	47.84%	6,190	19.28%	10,559	32.89%	32,108			32,108
OGDEN Excluded (1st)	**1,470**	**23.75%**			**4,720**	**76.25%**	**6,190**	**0**	**0.00%**	**6,190**
District Total	**16,829**	**52.41%**			**15,279**	**47.59%**	**32,108**	**0**	**0.00%**	**32,108**

*** Indicates the winner**

20 - Electoral District of Condamine

First Preference Votes Polled for each Candidate at each Polling Booth

Booth No.	Polling Booth	HUYBREGTS Brendon ALP Votes	%	TURNBULL Chris GRN Votes	%	ASHMAN Frank ONP Votes	%	* WEIR Pat LNP Votes	%	HILL John KAP Votes	%	Total Formal Votes	Informal Votes	%	Total Votes	% of Total Votes
1	Biddeston	48	14.41%	6	1.80%	84	25.23%	166	49.85%	29	8.71%	333	10	2.92%	343	1.02%
2	Bowenville	10	7.58%	1	0.76%	38	28.79%	74	56.06%	9	6.82%	132	0	0.00%	132	0.39%
3	Brookstead	10	11.49%	0	0.00%	15	17.24%	54	62.07%	8	9.20%	87	1	1.14%	88	0.26%
4	Cambooya	175	20.23%	43	4.97%	200	23.12%	358	41.39%	89	10.29%	865	23	2.59%	888	2.65%
5	Centenary Heights	36	20.81%	18	10.40%	44	25.43%	58	33.53%	17	9.83%	173	7	3.89%	180	0.54%
6	Clifton	183	18.15%	41	4.07%	226	22.42%	397	39.38%	161	15.97%	1,008	31	2.98%	1,039	3.10%
7	Crows Nest	153	19.95%	69	9.00%	189	24.64%	258	33.64%	98	12.78%	767	21	2.66%	788	2.35%
8	Darling Heights	81	23.34%	40	11.53%	51	14.70%	153	44.09%	22	6.34%	347	18	4.93%	365	1.09%
9	Drayton	321	23.88%	81	6.03%	260	19.35%	549	40.85%	133	9.90%	1,344	33	2.40%	1,377	4.11%
10	Emu Creek	73	13.08%	38	6.81%	141	25.27%	236	42.29%	70	12.54%	558	13	2.28%	571	1.70%
11	Fairview Heights	57	26.27%	5	2.30%	46	21.20%	95	43.78%	14	6.45%	217	1	0.46%	218	0.65%
12	Felton East	7	5.30%	5	3.79%	25	18.94%	77	58.33%	18	13.64%	132	7	5.04%	139	0.41%
13	Geham	97	16.28%	47	7.89%	97	16.28%	295	49.50%	60	10.07%	596	16	2.61%	612	1.82%
14	Glenvale	199	21.40%	64	6.88%	177	19.03%	401	43.12%	89	9.57%	930	37	3.83%	967	2.88%
15	Goombungee	107	15.53%	29	4.21%	199	28.88%	270	39.19%	84	12.19%	689	19	2.68%	708	2.11%
16	Gowrie	252	22.18%	51	4.49%	269	23.68%	459	40.40%	105	9.24%	1,136	18	1.56%	1,154	3.44%
17	Haden	9	6.57%	2	1.46%	33	24.09%	78	56.93%	15	10.95%	137	1	0.72%	138	0.41%
18	Harlaxton	20	21.98%	8	8.79%	23	25.27%	31	34.07%	9	9.89%	91	1	1.09%	92	0.27%
19	Harristown	36	18.09%	13	6.53%	58	29.15%	73	36.68%	19	9.55%	199	21	9.55%	220	0.66%
20	Highfields	41	18.64%	20	9.09%	48	21.82%	100	45.45%	11	5.00%	220	8	3.51%	228	0.68%
21	Jondaryan	22	9.13%	5	2.07%	70	29.05%	102	42.32%	42	17.43%	241	5	2.03%	246	0.73%
22	Kingsthorpe	223	22.08%	69	6.83%	286	28.32%	329	32.57%	103	10.20%	1,010	36	3.44%	1,046	3.12%
23	Kulpi	18	10.00%	2	1.11%	59	32.78%	87	48.33%	14	7.78%	180	2	1.10%	182	0.54%
24	Meringandan	233	20.33%	64	5.58%	314	27.40%	410	35.78%	125	10.91%	1,146	33	2.80%	1,179	3.52%
25	Middle Ridge	107	19.31%	37	6.68%	93	16.79%	262	47.29%	55	9.93%	554	25	4.32%	579	1.73%
26	Mount Tyson	21	9.01%	8	3.43%	61	26.18%	119	51.07%	24	10.30%	233	3	1.27%	236	0.70%
27	Nobby	40	12.54%	12	3.76%	68	21.32%	140	43.89%	59	18.50%	319	5	1.54%	324	0.97%
28	Oakey	458	24.72%	58	3.13%	515	27.79%	593	32.00%	229	12.36%	1,853	79	4.09%	1,932	5.76%
29	Perseverance	45	19.82%	23	10.13%	47	20.70%	84	37.00%	28	12.33%	227	9	3.81%	236	0.70%
30	Pilton	17	13.93%	1	0.82%	20	16.39%	60	49.18%	24	19.67%	122	0	0.00%	122	0.36%
31	Pittsworth	176	15.16%	28	2.41%	356	30.66%	396	34.11%	205	17.66%	1,161	47	3.89%	1,208	3.60%
32	Quinalow	8	6.30%	6	4.72%	29	22.83%	69	54.33%	15	11.81%	127	6	4.51%	133	0.40%
33	Southbrook	50	14.41%	21	6.05%	87	25.07%	128	36.89%	61	17.58%	347	14	3.88%	361	1.08%
34	Tor Street	22	19.47%	10	8.85%	25	22.12%	47	41.59%	9	7.96%	113	6	5.04%	119	0.35%
35	Wellcamp	61	15.02%	22	5.42%	78	19.21%	196	48.28%	49	12.07%	406	17	4.02%	423	1.26%
36	Westbrook	227	19.19%	39	3.30%	255	21.56%	504	42.60%	158	13.36%	1,183	43	3.51%	1,226	3.66%
37	Wilsonton	75	17.32%	22	5.08%	124	28.64%	179	41.34%	33	7.62%	433	13	2.91%	446	1.33%
38	Wyreema	162	18.60%	37	4.25%	273	31.34%	304	34.90%	95	10.91%	871	34	3.76%	905	2.70%
39	Brisbane CBD All-Districts Centre	0	0.00%	1	25.00%	0	0.00%	3	75.00%	0	0.00%	4	1	20.00%	5	0.01%
40	Bundaberg All-Districts Centre	0	0.00%	0	0.00%	0	0.00%	0	0.00%	0	0.00%	0	0	0.00%	0	0.00%
41	Burleigh All-Districts Centre	0	0.00%	2	100.00%	0	0.00%	0	0.00%	0	0.00%	2	0	0.00%	2	0.01%
42	Cairns All-Districts Centre	0	0.00%	0	0.00%	0	0.00%	0	0.00%	0	0.00%	0	0	0.00%	0	0.00%
43	East Brisbane All-Districts Centre	0	0.00%	0	0.00%	0	0.00%	2	100.00%	0	0.00%	2	1	33.33%	3	0.01%
44	Hervey Bay All-Districts Centre	0	0.00%	0	0.00%	0	0.00%	0	0.00%	0	0.00%	0	0	0.00%	0	0.00%
45	Mackay All-Districts Centre	0	0.00%	0	0.00%	1	50.00%	1	50.00%	0	0.00%	2	0	0.00%	2	0.01%
46	Maroochydore All-Districts Centre	0	0.00%	0	0.00%	3	75.00%	1	25.00%	0	0.00%	4	0	0.00%	4	0.01%
47	Morayfield All-Districts Centre	0	0.00%	0	0.00%	0	0.00%	0	0.00%	0	0.00%	0	0	0.00%	0	0.00%
48	Noosa All-Districts Centre	0	0.00%	0	0.00%	1	33.33%	2	66.67%	0	0.00%	3	0	0.00%	3	0.01%
49	Oodgeroo All-Districts Centre	1	50.00%	0	0.00%	0	0.00%	1	50.00%	0	0.00%	2	0	0.00%	2	0.01%
50	Redcliffe All-Districts Centre	0	0.00%	0	0.00%	0	0.00%	0	0.00%	0	0.00%	0	0	0.00%	0	0.00%
51	Southport All-Districts Centre	0	0.00%	0	0.00%	0	0.00%	0	0.00%	0	0.00%	0	0	0.00%	0	0.00%
52	Telephone Voting	0	0.00%	0	0.00%	0	0.00%	0	0.00%	0	0.00%	0	0	0.00%	0	0.00%
53	Townsville All-Districts Centre	0	0.00%	0	0.00%	0	0.00%	0	0.00%	0	0.00%	0	0	0.00%	0	0.00%
54	Vulture Street All-Districts Centre	0	0.00%	1	100.00%	0	0.00%	0	0.00%	0	0.00%	1	0	0.00%	1	0.00%
55	Woolloongabba All-Districts Centre	0	0.00%	0	0.00%	0	0.00%	0	0.00%	0	0.00%	0	0	0.00%	0	0.00%
56	Brisbane CBD All-Districts Centre Pre-Poll	11	47.83%	3	13.04%	3	13.04%	4	17.39%	2	8.70%	23	0	0.00%	23	0.07%
57	Bundaberg All-Districts Centre Pre-Poll	0	0.00%	0	0.00%	2	66.67%	1	33.33%	0	0.00%	3	0	0.00%	3	0.01%
58	Burleigh All-Districts Centre Pre-Poll	2	25.00%	0	0.00%	4	50.00%	1	12.50%	1	12.50%	8	0	0.00%	8	0.02%
59	Cairns All-Districts Centre Pre-Poll	0	0.00%	0	0.00%	0	0.00%	0	0.00%	0	0.00%	0	0	0.00%	0	0.00%
60	Electoral Visit	19	21.35%	6	6.74%	9	10.11%	49	55.06%	6	6.74%	89	9	9.18%	98	0.29%
61	Hervey Bay All-Districts Centre Pre-poll	0	0.00%	0	0.00%	3	75.00%	1	25.00%	0	0.00%	4	0	0.00%	4	0.01%
62	Mackay All-Districts Centre Pre-Poll	0	0.00%	0	0.00%	2	40.00%	3	60.00%	0	0.00%	5	0	0.00%	5	0.01%
63	Maroochydore All-Districts Centre Pre-Poll	3	16.67%	4	22.22%	0	0.00%	11	61.11%	0	0.00%	18	0	0.00%	18	0.05%
64	Morayfield All-Districts Centre Pre-poll	0	0.00%	0	0.00%	0	0.00%	2	100.00%	0	0.00%	2	0	0.00%	2	0.01%
65	Noosa All-Districts Centre Pre-Poll	0	0.00%	0	0.00%	3	42.86%	4	57.14%	0	0.00%	7	0	0.00%	7	0.02%
66	Oodgeroo All-Districts Centre Pre-Poll	0	0.00%	1	33.33%	0	0.00%	2	66.67%	0	0.00%	3	0	0.00%	3	0.01%
67	Redcliffe All-Districts Centre Pre-Poll	1	100.00%	0	0.00%	0	0.00%	0	0.00%	0	0.00%	1	1	50.00%	2	0.01%
68	Southport All-Districts Centre Pre-Poll	3	42.86%	2	28.57%	1	14.29%	1	14.29%	0	0.00%	7	0	0.00%	7	0.02%
69	Telephone Voting - Pre-poll	3	60.00%	0	0.00%	0	0.00%	1	20.00%	1	20.00%	5	0	0.00%	5	0.01%
70	Townsville All-Districts Centre Pre-Poll	1	12.50%	1	12.50%	0	0.00%	5	62.50%	1	12.50%	8	0	0.00%	8	0.02%

71	eAssist - Coorparoo Pre-Poll	0	0.00%	0	0.00%	0	0.00%	0	0.00%	0	0.00%	0	0	0.00%	0	0.00%
72	Crows Nest Pre-poll	64	11.53%	34	6.13%	147	26.49%	213	38.38%	97	17.48%	555	40	6.72%	595	1.77%
73	Returning Officer Condamine Pre-Poll	150	11.53%	30	2.31%	282	21.68%	641	49.27%	198	15.22%	1,301	26	1.96%	1,327	3.96%
74	Returning Officer Algester Pre-Poll	0	0.00%	0	0.00%	0	0.00%	0	0.00%	0	0.00%	0	0	0.00%	0	0.00%
75	Returning Officer Aspley Pre-Poll	0	0.00%	0	0.00%	0	0.00%	1	100.00%	0	0.00%	1	0	0.00%	1	0.00%
76	Returning Officer Bancroft Pre-Poll	0	0.00%	0	0.00%	0	0.00%	0	0.00%	0	0.00%	0	0	0.00%	0	0.00%
77	Returning Officer Barron River Pre-Poll	0	0.00%	0	0.00%	0	0.00%	0	0.00%	0	0.00%	0	0	0.00%	0	0.00%
78	Returning Officer Bonney Pre-Poll	0	0.00%	0	0.00%	2	100.00%	0	0.00%	0	0.00%	2	0	0.00%	2	0.01%
79	Returning Officer Broadwater Pre-Poll	0	0.00%	0	0.00%	0	0.00%	1	50.00%	1	50.00%	2	0	0.00%	2	0.01%
80	Returning Officer Buderim Pre-Poll	1	100.00%	0	0.00%	0	0.00%	0	0.00%	0	0.00%	1	1	50.00%	2	0.01%
81	Returning Officer Bulimba Pre-Poll	0	0.00%	0	0.00%	0	0.00%	0	0.00%	0	0.00%	0	0	0.00%	0	0.00%
82	Returning Officer Bundaberg Pre-Poll	0	0.00%	0	0.00%	0	0.00%	0	0.00%	0	0.00%	0	0	0.00%	0	0.00%
83	Returning Officer Bundamba Pre-Poll	0	0.00%	0	0.00%	0	0.00%	2	100.00%	0	0.00%	2	0	0.00%	2	0.01%
84	Returning Officer Burdekin Pre-Poll	0	0.00%	0	0.00%	0	0.00%	0	0.00%	0	0.00%	0	0	0.00%	0	0.00%
85	Returning Officer Burleigh Pre-Poll	0	0.00%	0	0.00%	0	0.00%	0	0.00%	0	0.00%	0	0	0.00%	0	0.00%
86	Returning Officer Burnett Pre-Poll	0	0.00%	0	0.00%	0	0.00%	0	0.00%	0	0.00%	0	0	0.00%	0	0.00%
87	Returning Officer Cairns Pre-Poll	0	0.00%	0	0.00%	0	0.00%	0	0.00%	0	0.00%	0	0	0.00%	0	0.00%
88	Returning Officer Callide Pre-Poll	0	0.00%	0	0.00%	0	0.00%	0	0.00%	0	0.00%	0	0	0.00%	0	0.00%
89	Returning Officer Caloundra Pre-Poll	0	0.00%	0	0.00%	3	37.50%	3	37.50%	2	25.00%	8	0	0.00%	8	0.02%
90	Returning Officer Capalaba Pre-Poll	0	0.00%	0	0.00%	0	0.00%	1	50.00%	1	50.00%	2	0	0.00%	2	0.01%
91	Returning Officer Chatsworth Pre-Poll	0	0.00%	0	0.00%	0	0.00%	0	0.00%	0	0.00%	0	0	0.00%	0	0.00%
92	Returning Officer Clayfield Pre-Poll	0	0.00%	1	100.00%	0	0.00%	0	0.00%	0	0.00%	1	0	0.00%	1	0.00%
93	Returning Officer Cook Pre-Poll	0	0.00%	0	0.00%	0	0.00%	0	0.00%	0	0.00%	0	0	0.00%	0	0.00%
94	Returning Officer Coomera Pre-Poll	0	0.00%	0	0.00%	0	0.00%	1	100.00%	0	0.00%	1	0	0.00%	1	0.00%
95	Returning Officer Cooper Pre-Poll	0	0.00%	0	0.00%	0	0.00%	0	0.00%	0	0.00%	0	0	0.00%	0	0.00%
96	Returning Officer Currumbin Pre-Poll	0	0.00%	0	0.00%	0	0.00%	2	100.00%	0	0.00%	2	0	0.00%	2	0.01%
97	Returning Officer Everton Pre-Poll	0	0.00%	0	0.00%	0	0.00%	0	0.00%	0	0.00%	0	0	0.00%	0	0.00%
98	Returning Officer Ferny Grove Pre-Poll	0	0.00%	0	0.00%	0	0.00%	1	100.00%	0	0.00%	1	0	0.00%	1	0.00%
99	Returning Officer Gaven Pre-Poll	0	0.00%	0	0.00%	0	0.00%	1	100.00%	0	0.00%	1	0	0.00%	1	0.00%
100	Returning Officer Gladstone Pre-Poll	1	12.50%	0	0.00%	4	50.00%	3	37.50%	0	0.00%	8	0	0.00%	8	0.02%
101	Returning Officer Glass House Pre-Poll	4	80.00%	0	0.00%	0	0.00%	0	0.00%	1	20.00%	5	0	0.00%	5	0.01%
102	Returning Officer Greenslopes Pre-Poll	0	0.00%	0	0.00%	0	0.00%	0	0.00%	0	0.00%	0	0	0.00%	0	0.00%
103	Returning Officer Gregory Pre-Poll	0	0.00%	0	0.00%	0	0.00%	1	100.00%	0	0.00%	1	0	0.00%	1	0.00%
104	Returning Officer Gympie Pre-Poll	0	0.00%	0	0.00%	1	100.00%	0	0.00%	0	0.00%	1	0	0.00%	1	0.00%
105	Returning Officer Hervey Bay Pre-Poll	0	0.00%	0	0.00%	0	0.00%	0	0.00%	0	0.00%	0	0	0.00%	0	0.00%
106	Returning Officer Hill Pre-Poll	0	0.00%	0	0.00%	0	0.00%	0	0.00%	0	0.00%	0	0	0.00%	0	0.00%
107	Returning Officer Hinchinbrook Pre-Poll	0	0.00%	0	0.00%	0	0.00%	0	0.00%	0	0.00%	0	0	0.00%	0	0.00%
108	Returning Officer Inala Pre-Poll	1	100.00%	0	0.00%	0	0.00%	0	0.00%	0	0.00%	1	0	0.00%	1	0.00%
109	Returning Officer Ipswich Pre-Poll	0	0.00%	0	0.00%	0	0.00%	1	100.00%	0	0.00%	1	0	0.00%	1	0.00%
110	Returning Officer Ipswich West Pre-Poll	0	0.00%	0	0.00%	0	0.00%	0	0.00%	0	0.00%	0	0	0.00%	0	0.00%
111	Returning Officer Jordan Pre-Poll	0	0.00%	0	0.00%	1	50.00%	1	50.00%	0	0.00%	2	0	0.00%	2	0.01%
112	Returning Officer Kawana Pre-Poll	0	0.00%	0	0.00%	0	0.00%	2	100.00%	0	0.00%	2	0	0.00%	2	0.01%
113	Returning Officer Keppel Pre-Poll	0	0.00%	0	0.00%	1	100.00%	0	0.00%	0	0.00%	1	0	0.00%	1	0.00%
114	Returning Officer Kurwongbah Pre-Poll	0	0.00%	0	0.00%	0	0.00%	0	0.00%	0	0.00%	0	0	0.00%	0	0.00%
115	Returning Officer Lockyer Pre-Poll	1	9.09%	2	18.18%	4	36.36%	3	27.27%	1	9.09%	11	2	15.38%	13	0.04%
116	Returning Officer Logan Pre-Poll	1	100.00%	0	0.00%	0	0.00%	0	0.00%	0	0.00%	1	0	0.00%	1	0.00%
117	Returning Officer Lytton Pre-Poll	0	0.00%	0	0.00%	1	100.00%	0	0.00%	0	0.00%	1	0	0.00%	1	0.00%
118	Returning Officer Macalister Pre-Poll	0	0.00%	0	0.00%	0	0.00%	0	0.00%	0	0.00%	0	0	0.00%	0	0.00%
119	Returning Officer Mackay Pre-Poll	0	0.00%	0	0.00%	0	0.00%	0	0.00%	0	0.00%	0	0	0.00%	0	0.00%
120	Returning Officer Maiwar Pre-Poll	3	100.00%	0	0.00%	0	0.00%	0	0.00%	0	0.00%	3	0	0.00%	3	0.01%
121	Returning Officer Mansfield Pre-Poll	0	0.00%	0	0.00%	0	0.00%	0	0.00%	0	0.00%	0	0	0.00%	0	0.00%
122	Returning Officer Maroochydore Pre-Poll	0	0.00%	0	0.00%	0	0.00%	0	0.00%	0	0.00%	0	0	0.00%	0	0.00%
123	Returning Officer Maryborough Pre-Poll	1	33.33%	0	0.00%	0	0.00%	2	66.67%	0	0.00%	3	0	0.00%	3	0.01%
124	Returning Officer Mcconnel Pre-Poll	0	0.00%	0	0.00%	1	50.00%	1	50.00%	0	0.00%	2	0	0.00%	2	0.01%
125	Returning Officer Mermaid Beach Pre-Poll	0	0.00%	0	0.00%	0	0.00%	0	0.00%	0	0.00%	0	0	0.00%	0	0.00%
126	Returning Officer Miller Pre-Poll	0	0.00%	0	0.00%	0	0.00%	0	0.00%	0	0.00%	0	0	0.00%	0	0.00%
127	Returning Officer Mirani Pre-Poll	1	50.00%	0	0.00%	0	0.00%	1	50.00%	0	0.00%	2	0	0.00%	2	0.01%
128	Returning Officer Moggill Pre-Poll	0	0.00%	0	0.00%	0	0.00%	0	0.00%	0	0.00%	0	0	0.00%	0	0.00%
129	Returning Officer Morayfield Pre-Poll	0	0.00%	0	0.00%	0	0.00%	0	0.00%	0	0.00%	0	0	0.00%	0	0.00%
130	Returning Officer Mount Ommaney Pre-Poll	0	0.00%	0	0.00%	0	0.00%	1	100.00%	0	0.00%	1	0	0.00%	1	0.00%
131	Returning Officer Mudgeeraba Pre-Poll	0	0.00%	0	0.00%	0	0.00%	0	0.00%	0	0.00%	0	0	0.00%	0	0.00%
132	Returning Officer Mulgrave Pre-Poll	0	0.00%	0	0.00%	0	0.00%	0	0.00%	0	0.00%	0	0	0.00%	0	0.00%
133	Returning Officer Mundingburra Pre-Poll	0	0.00%	0	0.00%	0	0.00%	0	0.00%	0	0.00%	0	0	0.00%	0	0.00%
134	Returning Officer Murrumba Pre-Poll	1	100.00%	0	0.00%	0	0.00%	0	0.00%	0	0.00%	1	0	0.00%	1	0.00%
135	Returning Officer Nanango Pre-Poll	0	0.00%	0	0.00%	1	33.33%	2	66.67%	0	0.00%	3	0	0.00%	3	0.01%
136	Returning Officer Nicklin Pre-Poll	0	0.00%	0	0.00%	0	0.00%	0	0.00%	0	0.00%	0	0	0.00%	0	0.00%
137	Returning Officer Ninderry Pre-Poll	0	0.00%	1	50.00%	1	50.00%	0	0.00%	0	0.00%	2	0	0.00%	2	0.01%
138	Returning Officer Noosa Pre-Poll	0	0.00%	0	0.00%	0	0.00%	0	0.00%	0	0.00%	0	0	0.00%	0	0.00%
139	Returning Officer Nudgee Pre-Poll	0	0.00%	0	0.00%	0	0.00%	0	0.00%	0	0.00%	0	0	0.00%	0	0.00%
140	Returning Officer Oodgeroo Pre-Poll	0	0.00%	0	0.00%	0	0.00%	0	0.00%	0	0.00%	0	0	0.00%	0	0.00%
141	Returning Officer Pine Rivers Pre-Poll	0	0.00%	0	0.00%	1	100.00%	0	0.00%	0	0.00%	1	0	0.00%	1	0.00%
142	Returning Officer Pumicestone Pre-Poll	0	0.00%	0	0.00%	2	100.00%	0	0.00%	0	0.00%	2	0	0.00%	2	0.01%
143	Returning Officer Redcliffe Pre-Poll	0	0.00%	0	0.00%	0	0.00%	0	0.00%	0	0.00%	0	0	0.00%	0	0.00%
144	Returning Officer Redlands Pre-Poll	0	0.00%	0	0.00%	0	0.00%	0	0.00%	0	0.00%	0	0	0.00%	0	0.00%
145	Returning Officer Rockhampton Pre-Poll	4	57.14%	1	14.29%	1	14.29%	1	14.29%	0	0.00%	7	0	0.00%	7	0.02%
146	Returning Officer Sandgate Pre-Poll	2	100.00%	0	0.00%	0	0.00%	0	0.00%	0	0.00%	2	0	0.00%	2	0.01%
147	Returning Officer Scenic Rim Pre-Poll	0	0.00%	0	0.00%	0	0.00%	1	100.00%	0	0.00%	1	0	0.00%	1	0.00%
148	Returning Officer South Brisbane Pre-Poll	1	50.00%	1	50.00%	0	0.00%	0	0.00%	0	0.00%	2	0	0.00%	2	0.01%
149	Returning Officer Southern Downs Pre-Poll	5	14.29%	1	2.86%	15	42.86%	8	22.86%	6	17.14%	35	1	2.78%	36	0.11%

150	Returning Officer Southport Pre-Poll	0	0.00%	0	0.00%	0	0.00%	0	0.00%	0	0.00%	0	0	0.00%	0	0.00%
151	Returning Officer Springwood Pre-Poll	0	0.00%	0	0.00%	0	0.00%	0	0.00%	0	0.00%	0	0	0.00%	0	0.00%
152	Returning Officer Stafford Pre-Poll	0	0.00%	0	0.00%	0	0.00%	0	0.00%	0	0.00%	0	0	0.00%	0	0.00%
153	Returning Officer Stretton Pre-Poll	0	0.00%	0	0.00%	0	0.00%	0	0.00%	0	0.00%	0	1	0.00%	1	0.00%
154	Returning Officer Surfers Paradise Pre-Poll	0	0.00%	0	0.00%	1	100.00%	0	0.00%	0	0.00%	1	0	0.00%	1	0.00%
155	Returning Officer Theodore Pre-Poll	0	0.00%	0	0.00%	0	0.00%	0	0.00%	0	0.00%	0	0	0.00%	0	0.00%
156	Returning Officer Thuringowa Pre-Poll	0	0.00%	0	0.00%	0	0.00%	0	0.00%	0	0.00%	0	0	0.00%	0	0.00%
157	Returning Officer Toohey Pre-Poll	0	0.00%	0	0.00%	1	100.00%	0	0.00%	0	0.00%	1	0	0.00%	1	0.00%
158	Returning Officer Toowoomba North Pre-Poll	229	20.84%	59	5.37%	246	22.38%	486	44.22%	79	7.19%	1,099	11	0.99%	1,110	3.31%
159	Returning Officer Toowoomba South Pre-Poll	279	21.97%	44	3.46%	297	23.39%	549	43.23%	101	7.95%	1,270	46	3.50%	1,316	3.92%
160	Returning Officer Townsville Pre-Poll	0	0.00%	0	0.00%	0	0.00%	0	0.00%	0	0.00%	0	0	0.00%	0	0.00%
161	Returning Officer Traeger Pre-Poll	0	0.00%	0	0.00%	0	0.00%	0	0.00%	1	100.00%	1	0	0.00%	1	0.00%
162	Returning Officer Warrego Pre-Poll	12	29.27%	1	2.44%	11	26.83%	15	36.59%	2	4.88%	41	0	0.00%	41	0.12%
163	Returning Officer Waterford Pre-Poll	0	0.00%	0	0.00%	0	0.00%	0	0.00%	0	0.00%	0	0	0.00%	0	0.00%
164	Returning Officer Whitsunday Pre-Poll	0	0.00%	0	0.00%	0	0.00%	0	0.00%	0	0.00%	0	0	0.00%	0	0.00%
165	Returning Officer Woodridge Pre-Poll	0	0.00%	0	0.00%	0	0.00%	1	100.00%	0	0.00%	1	1	50.00%	2	0.01%
	Polling Booth Totals	**4,685**	**18.68%**	**1,241**	**4.95%**	**6,039**	**24.07%**	**10,232**	**40.79%**	**2,889**	**11.52%**	**25,086**	**804**	**3.11%**	**25,890**	**77.20%**
	Postal, Special Postal, Unenrolled Votes	768	14.42%	186	3.49%	1,187	22.28%	2,557	48.00%	629	11.81%	5,327	245	4.40%	5,572	16.61%
	Pre-Poll (In Person) Absent Votes	19	17.27%	13	11.82%	32	29.09%	41	37.27%	5	4.55%	110	0	0.00%	110	0.33%
	Polling Day Absent Votes	340	20.24%	151	8.99%	397	23.63%	650	38.69%	142	8.45%	1,680	61	3.50%	1,741	5.19%
	Declared Institution Votes	14	24.14%	5	8.62%	11	18.97%	24	41.38%	4	6.90%	58	5	7.94%	63	0.19%
	Polling Day Declaration Votes	22	13.75%	20	12.50%	43	26.88%	50	31.25%	25	15.63%	160	2	1.23%	162	0.48%
	Uncertain Identity	0	0.00%	0	0.00%	0	0.00%	0	0.00%	0	0.00%	0	0	0.00%	0	0.00%
	Declaration and Pre-Poll Votes Totals	**1,163**	**15.86%**	**375**	**5.11%**	**1,670**	**22.77%**	**3,322**	**45.29%**	**805**	**10.97%**	**7,335**	**313**	**4.09%**	**7,648**	**22.80%**
	Total First Preference Votes	**5,848**	**18.04%**	**1,616**	**4.98%**	**7,709**	**23.78%**	**13,554**	**41.81%**	**3,694**	**11.39%**	**32,421**	**1,117**	**3.33%**	**33,538**	**100.00%**

Distribution of Preferences

	HUYBREGTS Brendon		TURNBULL Chris		ASHMAN Frank		* WEIR Pat		HILL John		Votes remaining in count	Exhausted		Total Formal Votes
Preference Distribution	**Votes**	**%**	**Votes**	**%**	**Votes**	**%**	**Votes**	**%**	**Votes**	**%**		**Votes**	**%**	
First Preference Votes	5,848	18.04%	1,616	4.98%	7,709	23.78%	13,554	41.81%	3,694	11.39%	32,421			32,421
TURNBULL Excluded (1st)	**876**	**54.21%**			**203**	**12.56%**	**265**	**16.40%**	**272**	**16.83%**	**1,616**	**0**	**0.00%**	**1,616**
Total	6,724	20.74%			7,912	24.40%	13,819	42.62%	3,966	12.23%	32,421	0	0.00%	32,421
HILL Excluded (2nd)	**651**	**16.41%**			**2,017**	**50.86%**	**1,298**	**32.73%**			**3,966**	**0**	**0.00%**	**3,966**
Total	7,375	22.75%			9,929	30.63%	15,117	46.63%			32,421	0	0.00%	32,421
HUYBREGTS Excluded (3rd)					**3,071**	**41.64%**	**4,304**	**58.36%**			**7,375**	**0**	**0.00%**	**7,375**
District Total					**13,000**	**40.10%**	**19,421**	**59.90%**			**32,421**	**0**	**0.00%**	**32,421**

*** Indicates the winner**

21 - Electoral District of Cook

First Preference Votes Polled for each Candidate at each Polling Booth

Booth No.	Polling Booth	JOHNSON Penny LNP Votes	%	SACKLEY Jen ONP Votes	%	MATHEWS Brynn GRN Votes	%	RASMUSSEN Gordon KAP Votes	%	* LUI Cynthia ALP Votes	%	Total Formal Votes	Informal Votes	%	Total Votes	% of Total Votes
1	Alexandra Bay	30	15.31%	42	21.43%	33	16.84%	48	24.49%	43	21.94%	196	23	10.50%	219	0.83%
2	Aurukun	72	13.71%	7	1.33%	16	3.05%	74	14.10%	356	67.81%	525	43	7.57%	568	2.16%
3	Bamaga	34	6.44%	16	3.03%	23	4.36%	47	8.90%	408	77.27%	528	16	2.94%	544	2.07%
4	Biboohra	59	24.89%	61	25.74%	6	2.53%	73	30.80%	38	16.03%	237	8	3.27%	245	0.93%
5	Chillagoe	17	15.32%	29	26.13%	2	1.80%	54	48.65%	9	8.11%	111	2	1.77%	113	0.43%
6	Coen	41	26.62%	22	14.29%	5	3.25%	9	5.84%	77	50.00%	154	6	3.75%	160	0.61%
7	Cooktown	118	21.42%	168	30.49%	49	8.89%	61	11.07%	155	28.13%	551	19	3.33%	570	2.17%
8	Daintree	16	18.18%	11	12.50%	12	13.64%	25	28.41%	24	27.27%	88	8	8.33%	96	0.36%
9	Dimbulah	35	30.17%	19	16.38%	5	4.31%	37	31.90%	20	17.24%	116	1	0.85%	117	0.44%
10	Hope Vale	42	14.48%	21	7.24%	4	1.38%	11	3.79%	212	73.10%	290	10	3.33%	300	1.14%
11	Horn Island	9	5.66%	13	8.18%	13	8.18%	8	5.03%	116	72.96%	159	9	5.36%	168	0.64%
12	Julatten	43	14.05%	59	19.28%	41	13.40%	96	31.37%	67	21.90%	306	11	3.47%	317	1.20%
13	Kowanyama	34	8.54%	9	2.26%	8	2.01%	90	22.61%	257	64.57%	398	26	6.13%	424	1.61%
14	Laura	20	39.22%	7	13.73%	1	1.96%	6	11.76%	17	33.33%	51	1	1.92%	52	0.20%
15	Lockhart River	45	24.06%	18	9.63%	11	5.88%	12	6.42%	101	54.01%	187	17	8.33%	204	0.77%
16	Mareeba	228	19.21%	288	24.26%	49	4.13%	267	22.49%	355	29.91%	1,187	75	5.94%	1,262	4.79%
17	Mareeba Hospital	92	18.70%	103	20.93%	23	4.67%	119	24.19%	155	31.50%	492	19	3.72%	511	1.94%
18	Mareeba West	131	23.10%	107	18.87%	27	4.76%	186	32.80%	116	20.46%	567	33	5.50%	600	2.28%
19	Miallo	37	18.88%	33	16.84%	18	9.18%	53	27.04%	55	28.06%	196	6	2.97%	202	0.77%
20	Mobile Team 1	35	4.64%	14	1.86%	23	3.05%	13	1.72%	669	88.73%	754	36	4.56%	790	3.00%
21	Mobile Team 2	30	2.98%	6	0.60%	21	2.08%	21	2.08%	930	92.26%	1,008	37	3.54%	1,045	3.97%
22	Mobile Team 3	13	14.29%	5	5.49%	3	3.30%	3	3.30%	67	73.63%	91	7	7.14%	98	0.37%
23	Mossman	152	15.34%	165	16.65%	152	15.34%	188	18.97%	334	33.70%	991	53	5.08%	1,044	3.97%
24	Mount Molloy	24	15.00%	31	19.38%	20	12.50%	47	29.38%	38	23.75%	160	4	2.44%	164	0.62%
25	Napranum	43	12.91%	24	7.21%	6	1.80%	48	14.41%	212	63.66%	333	53	13.73%	386	1.47%
26	Pormpuraaw	70	22.73%	19	6.17%	8	2.60%	78	25.32%	133	43.18%	308	22	6.67%	330	1.25%
27	Port Douglas	311	19.34%	241	14.99%	311	19.34%	292	18.16%	453	28.17%	1,608	85	5.02%	1,693	6.43%
28	Tamwoy Town	5	1.97%	8	3.15%	3	1.18%	5	1.97%	233	91.73%	254	12	4.51%	266	1.01%
29	Thursday Island	72	9.81%	27	3.68%	40	5.45%	19	2.59%	576	78.47%	734	23	3.04%	757	2.88%
30	Weipa North	118	14.55%	187	23.06%	31	3.82%	154	18.99%	321	39.58%	811	35	4.14%	846	3.21%
31	Wonga	38	12.88%	77	26.10%	23	7.80%	70	23.73%	87	29.49%	295	12	3.91%	307	1.17%
32	Wujal Wujal	32	14.16%	19	8.41%	28	12.39%	31	13.72%	116	51.33%	226	14	5.83%	240	0.91%
33	Brisbane CBD All-Districts Centre	3	42.86%	1	14.29%	0	0.00%	0	0.00%	3	42.86%	7	1	12.50%	8	0.03%
34	Bundaberg All-Districts Centre	0	0.00%	0	0.00%	0	0.00%	0	0.00%	0	0.00%	0	0	0.00%	0	0.00%
35	Burleigh All-Districts Centre	0	0.00%	0	0.00%	0	0.00%	0	0.00%	0	0.00%	0	0	0.00%	0	0.00%
36	Cairns All-Districts Centre	11	15.94%	9	13.04%	7	10.14%	1	1.45%	41	59.42%	69	3	4.17%	72	0.27%
37	East Brisbane All-Districts Centre	0	0.00%	0	0.00%	0	0.00%	0	0.00%	0	0.00%	0	0	0.00%	0	0.00%
38	Hervey Bay All-Districts Centre	0	0.00%	0	0.00%	0	0.00%	0	0.00%	0	0.00%	0	0	0.00%	0	0.00%
39	Mackay All-Districts Centre	0	0.00%	1	50.00%	0	0.00%	0	0.00%	1	50.00%	2	0	0.00%	2	0.01%
40	Maroochydore All-Districts Centre	0	0.00%	0	0.00%	0	0.00%	1	100.00%	0	0.00%	1	0	0.00%	1	0.00%
41	Morayfield All-Districts Centre	0	0.00%	0	0.00%	0	0.00%	0	0.00%	0	0.00%	0	0	0.00%	0	0.00%
42	Noosa All-Districts Centre	0	0.00%	0	0.00%	0	0.00%	0	0.00%	0	0.00%	0	0	0.00%	0	0.00%
43	Oodgeroo All-Districts Centre	0	0.00%	0	0.00%	1	100.00%	0	0.00%	0	0.00%	1	0	0.00%	1	0.00%
44	Redcliffe All-Districts Centre	0	0.00%	0	0.00%	0	0.00%	0	0.00%	0	0.00%	0	0	0.00%	0	0.00%
45	Southport All-Districts Centre	0	0.00%	0	0.00%	0	0.00%	0	0.00%	0	0.00%	0	0	0.00%	0	0.00%
46	Telephone Voting	1	25.00%	0	0.00%	0	0.00%	0	0.00%	3	75.00%	4	0	0.00%	4	0.02%
47	Townsville All-Districts Centre	1	33.33%	0	0.00%	1	33.33%	1	33.33%	0	0.00%	3	0	0.00%	3	0.01%
48	Vulture Street All-Districts Centre	0	0.00%	0	0.00%	0	0.00%	0	0.00%	0	0.00%	0	0	0.00%	0	0.00%
49	Woolloongabba All-Districts Centre	0	0.00%	0	0.00%	0	0.00%	0	0.00%	0	0.00%	0	0	0.00%	0	0.00%
50	Brisbane CBD All-Districts Centre Pre-Poll	10	47.62%	4	19.05%	0	0.00%	1	4.76%	6	28.57%	21	1	4.55%	22	0.08%
51	Bundaberg All-Districts Centre Pre-Poll	4	44.44%	2	22.22%	0	0.00%	1	11.11%	2	22.22%	9	0	0.00%	9	0.03%
52	Burleigh All-Districts Centre Pre-Poll	4	30.77%	2	15.38%	2	15.38%	3	23.08%	2	15.38%	13	0	0.00%	13	0.05%
53	Cairns All-Districts Centre Pre-Poll	45	12.47%	63	17.45%	28	7.76%	29	8.03%	196	54.29%	361	20	5.25%	381	1.45%
54	Electoral Visit	13	13.27%	8	8.16%	0	0.00%	11	11.22%	66	67.35%	98	4	3.92%	102	0.39%
55	Hervey Bay All-Districts Centre Pre-poll	0	0.00%	0	0.00%	0	0.00%	1	100.00%	0	0.00%	1	0	0.00%	1	0.00%
56	Mackay All-Districts Centre Pre-Poll	1	14.29%	2	28.57%	1	14.29%	2	28.57%	1	14.29%	7	1	12.50%	8	0.03%
57	Maroochydore All-Districts Centre Pre-Poll	3	50.00%	2	33.33%	0	0.00%	0	0.00%	1	16.67%	6	0	0.00%	6	0.02%
58	Morayfield All-Districts Centre Pre-poll	0	0.00%	1	33.33%	0	0.00%	1	33.33%	1	33.33%	3	0	0.00%	3	0.01%
59	Noosa All-Districts Centre Pre-Poll	2	28.57%	4	57.14%	0	0.00%	0	0.00%	1	14.29%	7	0	0.00%	7	0.03%
60	Oodgeroo All-Districts Centre Pre-Poll	0	0.00%	0	0.00%	0	0.00%	0	0.00%	3	100.00%	3	0	0.00%	3	0.01%
61	Redcliffe All-Districts Centre Pre-Poll	1	16.67%	2	33.33%	0	0.00%	1	16.67%	2	33.33%	6	0	0.00%	6	0.02%
62	Southport All-Districts Centre Pre-Poll	0	0.00%	0	0.00%	0	0.00%	0	0.00%	1	100.00%	1	0	0.00%	1	0.00%
63	Telephone Voting - Pre-poll	2	22.22%	2	22.22%	1	11.11%	1	11.11%	3	33.33%	9	0	0.00%	9	0.03%
64	Townsville All-Districts Centre Pre-Poll	7	26.92%	6	23.08%	1	3.85%	1	3.85%	11	42.31%	26	1	3.70%	27	0.10%
65	eAssist - Coorparoo Pre-Poll	0	0.00%	0	0.00%	0	0.00%	0	0.00%	0	0.00%	0	0	0.00%	0	0.00%
66	Cooktown Pre-Poll	157	25.08%	215	34.35%	44	7.03%	78	12.46%	132	21.09%	626	21	3.25%	647	2.46%
67	Mossman Pre-Poll	491	20.06%	566	23.12%	202	8.25%	482	19.69%	707	28.88%	2,448	83	3.28%	2,531	9.61%
68	Weipa Pre-Poll	143	17.11%	245	29.31%	42	5.02%	111	13.28%	295	35.29%	836	14	1.65%	850	3.23%
69	Returning Officer Cook Pre-Poll	969	23.60%	1,165	28.37%	84	2.05%	925	22.53%	963	23.45%	4,106	138	3.25%	4,244	16.12%
70	Returning Officer Algester Pre-Poll	0	0.00%	0	0.00%	0	0.00%	0	0.00%	0	0.00%	0	0	0.00%	0	0.00%

71	Returning Officer Aspley Pre-Poll	0	0.00%	0	0.00%	0	0.00%	0	0.00%	0	0.00%	0	0	0.00%	0	0.00%
72	Returning Officer Bancroft Pre-Poll	0	0.00%	0	0.00%	0	0.00%	0	0.00%	0	0.00%	0	0	0.00%	0	0.00%
73	Returning Officer Barron River Pre-Poll	4	12.90%	2	6.45%	4	12.90%	10	32.26%	11	35.48%	31	0	0.00%	31	0.12%
74	Returning Officer Bonney Pre-Poll	0	0.00%	0	0.00%	0	0.00%	0	0.00%	0	0.00%	0	0	0.00%	0	0.00%
75	Returning Officer Broadwater Pre-Poll	1	100.00%	0	0.00%	0	0.00%	0	0.00%	0	0.00%	1	0	0.00%	1	0.00%
76	Returning Officer Buderim Pre-Poll	0	0.00%	0	0.00%	0	0.00%	0	0.00%	0	0.00%	0	0	0.00%	0	0.00%
77	Returning Officer Bulimba Pre-Poll	0	0.00%	0	0.00%	0	0.00%	0	0.00%	0	0.00%	0	0	0.00%	0	0.00%
78	Returning Officer Bundaberg Pre-Poll	1	14.29%	4	57.14%	0	0.00%	1	14.29%	1	14.29%	7	0	0.00%	7	0.03%
79	Returning Officer Bundamba Pre-Poll	0	0.00%	0	0.00%	0	0.00%	0	0.00%	0	0.00%	0	0	0.00%	0	0.00%
80	Returning Officer Burdekin Pre-Poll	0	0.00%	0	0.00%	0	0.00%	0	0.00%	0	0.00%	0	0	0.00%	0	0.00%
81	Returning Officer Burleigh Pre-Poll	0	0.00%	0	0.00%	0	0.00%	0	0.00%	0	0.00%	0	0	0.00%	0	0.00%
82	Returning Officer Burnett Pre-Poll	0	0.00%	0	0.00%	0	0.00%	0	0.00%	0	0.00%	0	0	0.00%	0	0.00%
83	Returning Officer Cairns Pre-Poll	0	0.00%	0	0.00%	0	0.00%	0	0.00%	0	0.00%	0	0	0.00%	0	0.00%
84	Returning Officer Callide Pre-Poll	0	0.00%	0	0.00%	0	0.00%	0	0.00%	0	0.00%	0	0	0.00%	0	0.00%
85	Returning Officer Caloundra Pre-Poll	1	25.00%	0	0.00%	0	0.00%	0	0.00%	3	75.00%	4	0	0.00%	4	0.02%
86	Returning Officer Capalaba Pre-Poll	0	0.00%	0	0.00%	0	0.00%	0	0.00%	0	0.00%	0	0	0.00%	0	0.00%
87	Returning Officer Chatsworth Pre-Poll	0	0.00%	0	0.00%	0	0.00%	0	0.00%	0	0.00%	0	0	0.00%	0	0.00%
88	Returning Officer Clayfield Pre-Poll	0	0.00%	0	0.00%	0	0.00%	0	0.00%	0	0.00%	0	0	0.00%	0	0.00%
89	Returning Officer Condamine Pre-Poll	1	100.00%	0	0.00%	0	0.00%	0	0.00%	0	0.00%	1	0	0.00%	1	0.00%
90	Returning Officer Coomera Pre-Poll	0	0.00%	0	0.00%	0	0.00%	0	0.00%	0	0.00%	0	0	0.00%	0	0.00%
91	Returning Officer Cooper Pre-Poll	0	0.00%	0	0.00%	0	0.00%	0	0.00%	0	0.00%	0	0	0.00%	0	0.00%
92	Returning Officer Currumbin Pre-Poll	1	33.33%	2	66.67%	0	0.00%	0	0.00%	0	0.00%	3	0	0.00%	3	0.01%
93	Returning Officer Everton Pre-Poll	0	0.00%	0	0.00%	0	0.00%	0	0.00%	0	0.00%	0	0	0.00%	0	0.00%
94	Returning Officer Ferny Grove Pre-Poll	0	0.00%	0	0.00%	0	0.00%	0	0.00%	0	0.00%	0	0	0.00%	0	0.00%
95	Returning Officer Gaven Pre-Poll	0	0.00%	0	0.00%	0	0.00%	0	0.00%	1	100.00%	1	0	0.00%	1	0.00%
96	Returning Officer Gladstone Pre-Poll	0	0.00%	2	100.00%	0	0.00%	0	0.00%	0	0.00%	2	0	0.00%	2	0.01%
97	Returning Officer Glass House Pre-Poll	0	0.00%	0	0.00%	0	0.00%	0	0.00%	0	0.00%	0	0	0.00%	0	0.00%
98	Returning Officer Greenslopes Pre-Poll	0	0.00%	0	0.00%	0	0.00%	0	0.00%	0	0.00%	0	0	0.00%	0	0.00%
99	Returning Officer Gregory Pre-Poll	0	0.00%	0	0.00%	0	0.00%	0	0.00%	0	0.00%	0	0	0.00%	0	0.00%
100	Returning Officer Gympie Pre-Poll	0	0.00%	1	50.00%	0	0.00%	0	0.00%	1	50.00%	2	0	0.00%	2	0.01%
101	Returning Officer Hervey Bay Pre-Poll	3	37.50%	3	37.50%	1	12.50%	0	0.00%	1	12.50%	8	0	0.00%	8	0.03%
102	Returning Officer Hill Pre-Poll	1	25.00%	1	25.00%	0	0.00%	0	0.00%	2	50.00%	4	0	0.00%	4	0.02%
103	Returning Officer Hinchinbrook Pre-Poll	1	25.00%	0	0.00%	1	25.00%	0	0.00%	2	50.00%	4	0	0.00%	4	0.02%
104	Returning Officer Inala Pre-Poll	0	0.00%	0	0.00%	0	0.00%	0	0.00%	0	0.00%	0	0	0.00%	0	0.00%
105	Returning Officer Ipswich Pre-Poll	3	60.00%	1	20.00%	1	20.00%	0	0.00%	0	0.00%	5	0	0.00%	5	0.02%
106	Returning Officer Ipswich West Pre-Poll	0	0.00%	0	0.00%	0	0.00%	0	0.00%	0	0.00%	0	0	0.00%	0	0.00%
107	Returning Officer Jordan Pre-Poll	0	0.00%	0	0.00%	0	0.00%	0	0.00%	0	0.00%	0	0	0.00%	0	0.00%
108	Returning Officer Kawana Pre-Poll	1	25.00%	1	25.00%	0	0.00%	1	25.00%	1	25.00%	4	0	0.00%	4	0.02%
109	Returning Officer Keppel Pre-Poll	4	50.00%	1	12.50%	0	0.00%	1	12.50%	2	25.00%	8	0	0.00%	8	0.03%
110	Returning Officer Kurwongbah Pre-Poll	0	0.00%	0	0.00%	0	0.00%	0	0.00%	1	100.00%	1	0	0.00%	1	0.00%
111	Returning Officer Lockyer Pre-Poll	0	0.00%	0	0.00%	0	0.00%	0	0.00%	0	0.00%	0	0	0.00%	0	0.00%
112	Returning Officer Logan Pre-Poll	0	0.00%	0	0.00%	1	100.00%	0	0.00%	0	0.00%	1	0	0.00%	1	0.00%
113	Returning Officer Lytton Pre-Poll	0	0.00%	0	0.00%	0	0.00%	0	0.00%	1	100.00%	1	0	0.00%	1	0.00%
114	Returning Officer Macalister Pre-Poll	0	0.00%	0	0.00%	0	0.00%	0	0.00%	0	0.00%	0	0	0.00%	0	0.00%
115	Returning Officer Mackay Pre-Poll	0	0.00%	0	0.00%	0	0.00%	0	0.00%	0	0.00%	0	0	0.00%	0	0.00%
116	Returning Officer Maiwar Pre-Poll	0	0.00%	0	0.00%	0	0.00%	1	50.00%	1	50.00%	2	0	0.00%	2	0.01%
117	Returning Officer Mansfield Pre-Poll	1	50.00%	0	0.00%	0	0.00%	0	0.00%	1	50.00%	2	0	0.00%	2	0.01%
118	Returning Officer Maroochydore Pre-Poll	0	0.00%	0	0.00%	0	0.00%	0	0.00%	0	0.00%	0	0	0.00%	0	0.00%
119	Returning Officer Maryborough Pre-Poll	0	0.00%	1	100.00%	0	0.00%	0	0.00%	0	0.00%	1	0	0.00%	1	0.00%
120	Returning Officer Mcconnel Pre-Poll	0	0.00%	0	0.00%	0	0.00%	0	0.00%	0	0.00%	0	0	0.00%	0	0.00%
121	Returning Officer Mermaid Beach Pre-Poll	0	0.00%	0	0.00%	0	0.00%	2	100.00%	0	0.00%	2	0	0.00%	2	0.01%
122	Returning Officer Miller Pre-Poll	0	0.00%	0	0.00%	0	0.00%	0	0.00%	0	0.00%	0	0	0.00%	0	0.00%
123	Returning Officer Mirani Pre-Poll	0	0.00%	0	0.00%	0	0.00%	0	0.00%	0	0.00%	0	0	0.00%	0	0.00%
124	Returning Officer Moggill Pre-Poll	0	0.00%	0	0.00%	0	0.00%	0	0.00%	0	0.00%	0	0	0.00%	0	0.00%
125	Returning Officer Morayfield Pre-Poll	0	0.00%	0	0.00%	0	0.00%	0	0.00%	0	0.00%	0	0	0.00%	0	0.00%
126	Returning Officer Mount Ommaney Pre-Poll	0	0.00%	0	0.00%	0	0.00%	0	0.00%	0	0.00%	0	0	0.00%	0	0.00%
127	Returning Officer Mudgeeraba Pre-Poll	0	0.00%	0	0.00%	0	0.00%	0	0.00%	1	100.00%	1	0	0.00%	1	0.00%
128	Returning Officer Mulgrave Pre-Poll	2	18.18%	4	36.36%	2	18.18%	1	9.09%	2	18.18%	11	0	0.00%	11	0.04%
129	Returning Officer Mundingburra Pre-Poll	0	0.00%	0	0.00%	0	0.00%	0	0.00%	0	0.00%	0	0	0.00%	0	0.00%
130	Returning Officer Murrumba Pre-Poll	0	0.00%	0	0.00%	0	0.00%	1	100.00%	0	0.00%	1	0	0.00%	1	0.00%
131	Returning Officer Nanango Pre-Poll	0	0.00%	0	0.00%	0	0.00%	0	0.00%	0	0.00%	0	0	0.00%	0	0.00%
132	Returning Officer Nicklin Pre-Poll	2	100.00%	0	0.00%	0	0.00%	0	0.00%	0	0.00%	2	0	0.00%	2	0.01%
133	Returning Officer Ninderry Pre-Poll	0	0.00%	0	0.00%	0	0.00%	0	0.00%	0	0.00%	0	0	0.00%	0	0.00%
134	Returning Officer Noosa Pre-Poll	0	0.00%	0	0.00%	0	0.00%	0	0.00%	0	0.00%	0	0	0.00%	0	0.00%
135	Returning Officer Nudgee Pre-Poll	0	0.00%	0	0.00%	0	0.00%	0	0.00%	0	0.00%	0	0	0.00%	0	0.00%
136	Returning Officer Oodgeroo Pre-Poll	0	0.00%	0	0.00%	0	0.00%	0	0.00%	0	0.00%	0	0	0.00%	0	0.00%
137	Returning Officer Pine Rivers Pre-Poll	0	0.00%	0	0.00%	0	0.00%	0	0.00%	0	0.00%	0	0	0.00%	0	0.00%
138	Returning Officer Pumicestone Pre-Poll	0	0.00%	0	0.00%	0	0.00%	0	0.00%	1	100.00%	1	0	0.00%	1	0.00%
139	Returning Officer Redcliffe Pre-Poll	0	0.00%	0	0.00%	0	0.00%	0	0.00%	0	0.00%	0	0	0.00%	0	0.00%
140	Returning Officer Redlands Pre-Poll	0	0.00%	0	0.00%	0	0.00%	0	0.00%	2	100.00%	2	0	0.00%	2	0.01%
141	Returning Officer Rockhampton Pre-Poll	0	0.00%	2	66.67%	0	0.00%	1	33.33%	0	0.00%	3	0	0.00%	3	0.01%
142	Returning Officer Sandgate Pre-Poll	0	0.00%	0	0.00%	0	0.00%	2	66.67%	1	33.33%	3	0	0.00%	3	0.01%
143	Returning Officer Scenic Rim Pre-Poll	0	0.00%	0	0.00%	0	0.00%	0	0.00%	0	0.00%	0	0	0.00%	0	0.00%
144	Returning Officer South Brisbane Pre-Poll	0	0.00%	0	0.00%	1	100.00%	0	0.00%	0	0.00%	1	0	0.00%	1	0.00%
145	Returning Officer Southern Downs Pre-Poll	0	0.00%	1	50.00%	1	50.00%	0	0.00%	0	0.00%	2	0	0.00%	2	0.01%
146	Returning Officer Southport Pre-Poll	0	0.00%	0	0.00%	0	0.00%	0	0.00%	0	0.00%	0	0	0.00%	0	0.00%
147	Returning Officer Springwood Pre-Poll	0	0.00%	0	0.00%	0	0.00%	0	0.00%	1	100.00%	1	0	0.00%	1	0.00%
148	Returning Officer Stafford Pre-Poll	0	0.00%	0	0.00%	0	0.00%	0	0.00%	0	0.00%	0	0	0.00%	0	0.00%
149	Returning Officer Stretton Pre-Poll	0	0.00%	0	0.00%	0	0.00%	0	0.00%	0	0.00%	0	0	0.00%	0	0.00%

150	Returning Officer Surfers Paradise Pre-Poll	0	0.00%	0	0.00%	0	0.00%	0	0.00%	0	0.00%	0	0	0.00%	0	0.00%
151	Returning Officer Theodore Pre-Poll	0	0.00%	0	0.00%	0	0.00%	0	0.00%	0	0.00%	0	0	0.00%	0	0.00%
152	Returning Officer Thuringowa Pre-Poll	0	0.00%	0	0.00%	0	0.00%	0	0.00%	0	0.00%	0	0	0.00%	0	0.00%
153	Returning Officer Toohey Pre-Poll	0	0.00%	0	0.00%	0	0.00%	0	0.00%	0	0.00%	0	0	0.00%	0	0.00%
154	Returning Officer Toowoomba North Pre-Poll	0	0.00%	0	0.00%	0	0.00%	0	0.00%	0	0.00%	0	2	0.00%	2	0.01%
155	Returning Officer Toowoomba South Pre-Poll	0	0.00%	3	75.00%	0	0.00%	0	0.00%	1	25.00%	4	1	20.00%	5	0.02%
156	Returning Officer Townsville Pre-Poll	0	0.00%	0	0.00%	0	0.00%	0	0.00%	0	0.00%	0	0	0.00%	0	0.00%
157	Returning Officer Traeger Pre-Poll	2	33.33%	3	50.00%	0	0.00%	1	16.67%	0	0.00%	6	0	0.00%	6	0.02%
158	Returning Officer Warrego Pre-Poll	0	0.00%	0	0.00%	0	0.00%	0	0.00%	0	0.00%	0	0	0.00%	0	0.00%
159	Returning Officer Waterford Pre-Poll	0	0.00%	0	0.00%	0	0.00%	0	0.00%	0	0.00%	0	0	0.00%	0	0.00%
160	Returning Officer Whitsunday Pre-Poll	0	0.00%	0	0.00%	0	0.00%	0	0.00%	0	0.00%	0	0	0.00%	0	0.00%
161	Returning Officer Woodridge Pre-Poll	1	100.00%	0	0.00%	0	0.00%	0	0.00%	0	0.00%	1	0	0.00%	1	0.00%
	Polling Booth Totals	**3,944**	**17.36%**	**4,188**	**18.43%**	**1,441**	**6.34%**	**3,918**	**17.24%**	**9,229**	**40.62%**	**22,720**	**1,016**	**4.28%**	**23,736**	**90.17%**
	Postal, Special Postal, Unenrolled Votes	323	25.27%	264	20.66%	133	10.41%	208	16.28%	350	27.39%	1,278	61	4.56%	1,339	5.09%
	Pre-Poll (In Person) Absent Votes	24	17.14%	21	15.00%	8	5.71%	17	12.14%	70	50.00%	140	1	0.71%	141	0.54%
	Polling Day Absent Votes	170	17.67%	158	16.42%	121	12.58%	124	12.89%	389	40.44%	962	46	4.56%	1,008	3.83%
	Declared Institution Votes	0	0.00%	0	0.00%	0	0.00%	0	0.00%	0	0.00%	0	0	0.00%	0	0.00%
	Polling Day Declaration Votes	14	14.00%	8	8.00%	0	0.00%	11	11.00%	67	67.00%	100	0	0.00%	100	0.38%
	Uncertain Identity	0	0.00%	0	0.00%	0	0.00%	0	0.00%	0	0.00%	0	0	0.00%	0	0.00%
	Declaration and Pre-Poll Votes Totals	**531**	**21.41%**	**451**	**18.19%**	**262**	**10.56%**	**360**	**14.52%**	**876**	**35.32%**	**2,480**	**108**	**4.17%**	**2,588**	**9.83%**
	Total First Preference Votes	**4,475**	**17.76%**	**4,639**	**18.41%**	**1,703**	**6.76%**	**4,278**	**16.98%**	**10,105**	**40.10%**	**25,200**	**1,124**	**4.27%**	**26,324**	**100.00%**

Distribution of Preferences

	JOHNSON Penny		SACKLEY Jen		MATHEWS Brynn		RASMUSSEN Gordon		* LUI Cynthia		Votes remaining in count	Exhausted		Total Formal Votes
Preference Distribution	**Votes**	**%**	**Votes**	**%**	**Votes**	**%**	**Votes**	**%**	**Votes**	**%**		**Votes**	**%**	
First Preference Votes	4,475	17.76%	4,639	18.41%	1,703	6.76%	4,278	16.98%	10,105	40.10%	25,200			25,200
MATHEWS Excluded (1st)	**215**	**12.62%**	**187**	**10.98%**			**292**	**17.15%**	**1,009**	**59.25%**	**1,703**	**0**	**0.00%**	**1,703**
Total	4,690	18.61%	4,826	19.15%			4,570	18.13%	11,114	44.10%	25,200	0	0.00%	25,200
RASMUSSEN Excluded (2nd)	**977**	**21.38%**	**2,292**	**50.15%**					**1,301**	**28.47%**	**4,570**	**0**	**0.00%**	**4,570**
Total	5,667	22.49%	7,118	28.25%					12,415	49.27%	25,200	0	0.00%	25,200
JOHNSON Excluded (3rd)			**4,011**	**70.78%**					**1,656**	**29.22%**	**5,667**	**0**	**0.00%**	**5,667**
District Total			**11,129**	**44.16%**					**14,071**	**55.84%**	**25,200**	**0**	**0.00%**	**25,200**

*** Indicates the winner**

22 - Electoral District of Coomera

First Preference Votes Polled for each Candidate at each Polling Booth

Booth No.	Polling Booth	* CRANDON Michael LNP Votes	%	JOHNSON Christopher ALP Votes	%	PIGDON Ronald ONP Votes	%	KERWIN Tayla GRN Votes	%	Total Formal Votes	Informal Votes	%	Total Votes	% of Total Votes
1	Alberton	213	53.52%	80	20.10%	84	21.11%	21	5.28%	398	24	5.69%	422	1.36%
2	Beenleigh	27	28.72%	40	42.55%	17	18.09%	10	10.64%	94	2	2.08%	96	0.31%
3	Beenleigh Central	47	36.72%	42	32.81%	21	16.41%	18	14.06%	128	10	7.25%	138	0.44%
4	Cedar Creek	76	27.74%	83	30.29%	83	30.29%	32	11.68%	274	13	4.53%	287	0.92%
5	Coomera	333	39.13%	266	31.26%	165	19.39%	87	10.22%	851	50	5.55%	901	2.90%
6	Coomera East	1,233	38.46%	1,090	34.00%	573	17.87%	310	9.67%	3,206	173	5.12%	3,379	10.86%
7	Coomera Springs	736	34.31%	781	36.41%	402	18.74%	226	10.54%	2,145	138	6.04%	2,283	7.34%
8	Helensvale North	45	29.41%	57	37.25%	27	17.65%	24	15.69%	153	10	6.13%	163	0.52%
9	Jacobs Well	398	41.59%	236	24.66%	266	27.80%	57	5.96%	957	39	3.92%	996	3.20%
10	Mt Warren Park	25	28.41%	36	40.91%	19	21.59%	8	9.09%	88	6	6.38%	94	0.30%
11	Norfolk Village	1,053	39.09%	859	31.89%	575	21.34%	207	7.68%	2,694	179	6.23%	2,873	9.23%
12	Ormeau	814	39.73%	670	32.70%	412	20.11%	153	7.47%	2,049	130	5.97%	2,179	7.00%
13	Ormeau Woods	816	38.64%	715	33.85%	409	19.37%	172	8.14%	2,112	124	5.55%	2,236	7.19%
14	Oxenford	68	32.85%	58	28.02%	51	24.64%	30	14.49%	207	17	7.59%	224	0.72%
15	Pimpama	687	37.26%	598	32.43%	384	20.82%	175	9.49%	1,844	154	7.71%	1,998	6.42%
16	Upper Coomera	128	34.22%	99	26.47%	94	25.13%	53	14.17%	374	19	4.83%	393	1.26%
17	Upper Coomera North	409	35.32%	434	37.48%	209	18.05%	106	9.15%	1,158	73	5.93%	1,231	3.96%
18	Windaroo	5	25.00%	11	55.00%	2	10.00%	2	10.00%	20	2	9.09%	22	0.07%
19	Windaroo Valley	20	23.53%	27	31.76%	28	32.94%	10	11.76%	85	4	4.49%	89	0.29%
20	Woongoolba	293	50.09%	132	22.56%	130	22.22%	30	5.13%	585	34	5.49%	619	1.99%
21	Brisbane CBD All-Districts Centre	4	30.77%	6	46.15%	2	15.38%	1	7.69%	13	1	7.14%	14	0.04%
22	Bundaberg All-Districts Centre	0	0.00%	2	40.00%	2	40.00%	1	20.00%	5	0	0.00%	5	0.02%
23	Burleigh All-Districts Centre	3	33.33%	1	11.11%	1	11.11%	4	44.44%	9	0	0.00%	9	0.03%
24	Cairns All-Districts Centre	2	100.00%	0	0.00%	0	0.00%	0	0.00%	2	0	0.00%	2	0.01%
25	East Brisbane All-Districts Centre	0	0.00%	0	0.00%	0	0.00%	0	0.00%	0	0	0.00%	0	0.00%
26	Hervey Bay All-Districts Centre	0	0.00%	0	0.00%	0	0.00%	0	0.00%	0	0	0.00%	0	0.00%
27	Mackay All-Districts Centre	2	66.67%	0	0.00%	1	33.33%	0	0.00%	3	0	0.00%	3	0.01%
28	Maroochydore All-Districts Centre	0	0.00%	0	0.00%	0	0.00%	0	0.00%	0	0	0.00%	0	0.00%
29	Morayfield All-Districts Centre	0	0.00%	1	100.00%	0	0.00%	0	0.00%	1	0	0.00%	1	0.00%
30	Noosa All-Districts Centre	0	0.00%	0	0.00%	2	100.00%	0	0.00%	2	0	0.00%	2	0.01%
31	Oodgeroo All-Districts Centre	0	0.00%	0	0.00%	0	0.00%	0	0.00%	0	0	0.00%	0	0.00%
32	Redcliffe All-Districts Centre	0	0.00%	1	100.00%	0	0.00%	0	0.00%	1	0	0.00%	1	0.00%
33	Southport All-Districts Centre	9	39.13%	7	30.43%	4	17.39%	3	13.04%	23	1	4.17%	24	0.08%
34	Telephone Voting	1	50.00%	1	50.00%	0	0.00%	0	0.00%	2	0	0.00%	2	0.01%
35	Townsville All-Districts Centre	1	100.00%	0	0.00%	0	0.00%	0	0.00%	1	0	0.00%	1	0.00%
36	Vulture Street All-Districts Centre	0	0.00%	0	0.00%	0	0.00%	0	0.00%	0	0	0.00%	0	0.00%
37	Woolloongabba All-Districts Centre	0	0.00%	0	0.00%	0	0.00%	0	0.00%	0	0	0.00%	0	0.00%
38	Brisbane CBD All-Districts Centre Pre-Poll	41	41.84%	29	29.59%	13	13.27%	15	15.31%	98	2	2.00%	100	0.32%
39	Bundaberg All-Districts Centre Pre-Poll	0	0.00%	0	0.00%	0	0.00%	0	0.00%	0	0	0.00%	0	0.00%
40	Burleigh All-Districts Centre Pre-Poll	46	45.54%	25	24.75%	12	11.88%	18	17.82%	101	3	2.88%	104	0.33%
41	Cairns All-Districts Centre Pre-Poll	1	14.29%	2	28.57%	3	42.86%	1	14.29%	7	0	0.00%	7	0.02%
42	Electoral Visit	4	44.44%	5	55.56%	0	0.00%	0	0.00%	9	0	0.00%	9	0.03%
43	Hervey Bay All-Districts Centre Pre-poll	4	36.36%	2	18.18%	4	36.36%	1	9.09%	11	0	0.00%	11	0.04%
44	Mackay All-Districts Centre Pre-Poll	7	87.50%	1	12.50%	0	0.00%	0	0.00%	8	0	0.00%	8	0.03%
45	Maroochydore All-Districts Centre Pre-Poll	1	50.00%	1	50.00%	0	0.00%	0	0.00%	2	0	0.00%	2	0.01%
46	Morayfield All-Districts Centre Pre-poll	1	50.00%	0	0.00%	1	50.00%	0	0.00%	2	0	0.00%	2	0.01%
47	Noosa All-Districts Centre Pre-Poll	0	0.00%	0	0.00%	0	0.00%	0	0.00%	0	0	0.00%	0	0.00%
48	Oodgeroo All-Districts Centre Pre-Poll	4	28.57%	7	50.00%	1	7.14%	2	14.29%	14	0	0.00%	14	0.04%
49	Redcliffe All-Districts Centre Pre-Poll	4	57.14%	2	28.57%	0	0.00%	1	14.29%	7	1	12.50%	8	0.03%
50	Southport All-Districts Centre Pre-Poll	244	37.31%	225	34.40%	127	19.42%	58	8.87%	654	25	3.68%	679	2.18%
51	Telephone Voting - Pre-poll	3	33.33%	4	44.44%	2	22.22%	0	0.00%	9	0	0.00%	9	0.03%
52	Townsville All-Districts Centre Pre-Poll	2	50.00%	0	0.00%	2	50.00%	0	0.00%	4	0	0.00%	4	0.01%
53	eAssist - Coorparoo Pre-Poll	1	50.00%	1	50.00%	0	0.00%	0	0.00%	2	0	0.00%	2	0.01%
54	Returning Officer Coomera Pre-Poll	1,137	42.62%	793	29.72%	563	21.10%	175	6.56%	2,668	121	4.34%	2,789	8.96%
55	Returning Officer Algester Pre-Poll	0	0.00%	0	0.00%	0	0.00%	0	0.00%	0	0	0.00%	0	0.00%
56	Returning Officer Aspley Pre-Poll	0	0.00%	1	100.00%	0	0.00%	0	0.00%	1	0	0.00%	1	0.00%
57	Returning Officer Bancroft Pre-Poll	0	0.00%	1	100.00%	0	0.00%	0	0.00%	1	0	0.00%	1	0.00%
58	Returning Officer Barron River Pre-Poll	0	0.00%	0	0.00%	0	0.00%	0	0.00%	0	0	0.00%	0	0.00%
59	Returning Officer Bonney Pre-Poll	12	25.00%	14	29.17%	16	33.33%	6	12.50%	48	1	2.04%	49	0.16%
60	Returning Officer Broadwater Pre-Poll	45	40.91%	30	27.27%	30	27.27%	5	4.55%	110	4	3.51%	114	0.37%
61	Returning Officer Buderim Pre-Poll	0	0.00%	0	0.00%	0	0.00%	0	0.00%	0	0	0.00%	0	0.00%
62	Returning Officer Bulimba Pre-Poll	0	0.00%	0	0.00%	1	50.00%	1	50.00%	2	0	0.00%	2	0.01%

63	Returning Officer Bundaberg Pre-Poll	2	40.00%	0	0.00%	3	60.00%	0	0.00%	5	0	0.00%	5	0.02%
64	Returning Officer Bundamba Pre-Poll	0	0.00%	0	0.00%	0	0.00%	0	0.00%	0	0	0.00%	0	0.00%
65	Returning Officer Burdekin Pre-Poll	0	0.00%	0	0.00%	0	0.00%	0	0.00%	0	0	0.00%	0	0.00%
66	Returning Officer Burleigh Pre-Poll	0	0.00%	0	0.00%	0	0.00%	0	0.00%	0	0	0.00%	0	0.00%
67	Returning Officer Burnett Pre-Poll	0	0.00%	0	0.00%	0	0.00%	0	0.00%	0	0	0.00%	0	0.00%
68	Returning Officer Cairns Pre-Poll	0	0.00%	0	0.00%	0	0.00%	0	0.00%	0	0	0.00%	0	0.00%
69	Returning Officer Callide Pre-Poll	0	0.00%	0	0.00%	0	0.00%	0	0.00%	0	0	0.00%	0	0.00%
70	Returning Officer Caloundra Pre-Poll	2	50.00%	2	50.00%	0	0.00%	0	0.00%	4	1	20.00%	5	0.02%
71	Returning Officer Capalaba Pre-Poll	3	60.00%	0	0.00%	2	40.00%	0	0.00%	5	1	16.67%	6	0.02%
72	Returning Officer Chatsworth Pre-Poll	0	0.00%	0	0.00%	0	0.00%	0	0.00%	0	1	0.00%	1	0.00%
73	Returning Officer Clayfield Pre-Poll	1	50.00%	0	0.00%	0	0.00%	1	50.00%	2	1	33.33%	3	0.01%
74	Returning Officer Condamine Pre-Poll	0	0.00%	0	0.00%	0	0.00%	0	0.00%	0	0	0.00%	0	0.00%
75	Returning Officer Cook Pre-Poll	0	0.00%	0	0.00%	0	0.00%	0	0.00%	0	0	0.00%	0	0.00%
76	Returning Officer Cooper Pre-Poll	0	0.00%	0	0.00%	1	100.00%	0	0.00%	1	0	0.00%	1	0.00%
77	Returning Officer Currumbin Pre-Poll	0	0.00%	0	0.00%	1	50.00%	1	50.00%	2	1	33.33%	3	0.01%
78	Returning Officer Everton Pre-Poll	0	0.00%	0	0.00%	0	0.00%	0	0.00%	0	0	0.00%	0	0.00%
79	Returning Officer Ferny Grove Pre-Poll	0	0.00%	0	0.00%	1	100.00%	0	0.00%	1	0	0.00%	1	0.00%
80	Returning Officer Gaven Pre-Poll	22	36.07%	19	31.15%	14	22.95%	6	9.84%	61	3	4.69%	64	0.21%
81	Returning Officer Gladstone Pre-Poll	2	66.67%	1	33.33%	0	0.00%	0	0.00%	3	0	0.00%	3	0.01%
82	Returning Officer Glass House Pre-Poll	1	100.00%	0	0.00%	0	0.00%	0	0.00%	1	0	0.00%	1	0.00%
83	Returning Officer Greenslopes Pre-Poll	1	50.00%	1	50.00%	0	0.00%	0	0.00%	2	0	0.00%	2	0.01%
84	Returning Officer Gregory Pre-Poll	0	0.00%	0	0.00%	0	0.00%	0	0.00%	0	0	0.00%	0	0.00%
85	Returning Officer Gympie Pre-Poll	1	20.00%	2	40.00%	2	40.00%	0	0.00%	5	0	0.00%	5	0.02%
86	Returning Officer Hervey Bay Pre-Poll	0	0.00%	0	0.00%	0	0.00%	0	0.00%	0	0	0.00%	0	0.00%
87	Returning Officer Hill Pre-Poll	0	0.00%	0	0.00%	0	0.00%	0	0.00%	0	0	0.00%	0	0.00%
88	Returning Officer Hinchinbrook Pre-Poll	0	0.00%	0	0.00%	0	0.00%	0	0.00%	0	0	0.00%	0	0.00%
89	Returning Officer Inala Pre-Poll	2	50.00%	2	50.00%	0	0.00%	0	0.00%	4	1	20.00%	5	0.02%
90	Returning Officer Ipswich Pre-Poll	1	33.33%	1	33.33%	1	33.33%	0	0.00%	3	0	0.00%	3	0.01%
91	Returning Officer Ipswich West Pre-Poll	0	0.00%	0	0.00%	0	0.00%	0	0.00%	0	0	0.00%	0	0.00%
92	Returning Officer Jordan Pre-Poll	8	72.73%	2	18.18%	1	9.09%	0	0.00%	11	0	0.00%	11	0.04%
93	Returning Officer Kawana Pre-Poll	0	0.00%	0	0.00%	0	0.00%	0	0.00%	0	0	0.00%	0	0.00%
94	Returning Officer Keppel Pre-Poll	0	0.00%	3	100.00%	0	0.00%	0	0.00%	3	0	0.00%	3	0.01%
95	Returning Officer Kurwongbah Pre-Poll	0	0.00%	1	100.00%	0	0.00%	0	0.00%	1	0	0.00%	1	0.00%
96	Returning Officer Lockyer Pre-Poll	3	75.00%	1	25.00%	0	0.00%	0	0.00%	4	0	0.00%	4	0.01%
97	Returning Officer Logan Pre-Poll	5	29.41%	3	17.65%	7	41.18%	2	11.76%	17	1	5.56%	18	0.06%
98	Returning Officer Lytton Pre-Poll	1	25.00%	2	50.00%	1	25.00%	0	0.00%	4	0	0.00%	4	0.01%
99	Returning Officer Macalister Pre-Poll	0	0.00%	0	0.00%	0	0.00%	0	0.00%	0	0	0.00%	0	0.00%
100	Returning Officer Mackay Pre-Poll	3	37.50%	1	12.50%	4	50.00%	0	0.00%	8	0	0.00%	8	0.03%
101	Returning Officer Maiwar Pre-Poll	0	0.00%	0	0.00%	0	0.00%	0	0.00%	0	0	0.00%	0	0.00%
102	Returning Officer Mansfield Pre-Poll	0	0.00%	0	0.00%	0	0.00%	0	0.00%	0	0	0.00%	0	0.00%
103	Returning Officer Maroochydore Pre-Poll	0	0.00%	0	0.00%	0	0.00%	0	0.00%	0	0	0.00%	0	0.00%
104	Returning Officer Maryborough Pre-Poll	0	0.00%	0	0.00%	0	0.00%	0	0.00%	0	0	0.00%	0	0.00%
105	Returning Officer Mcconnel Pre-Poll	1	33.33%	0	0.00%	2	66.67%	0	0.00%	3	0	0.00%	3	0.01%
106	Returning Officer Mermaid Beach Pre-Poll	8	38.10%	6	28.57%	6	28.57%	1	4.76%	21	0	0.00%	21	0.07%
107	Returning Officer Miller Pre-Poll	1	50.00%	1	50.00%	0	0.00%	0	0.00%	2	0	0.00%	2	0.01%
108	Returning Officer Mirani Pre-Poll	0	0.00%	0	0.00%	0	0.00%	0	0.00%	0	0	0.00%	0	0.00%
109	Returning Officer Moggill Pre-Poll	0	0.00%	0	0.00%	0	0.00%	0	0.00%	0	1	0.00%	1	0.00%
110	Returning Officer Morayfield Pre-Poll	0	0.00%	0	0.00%	0	0.00%	0	0.00%	0	0	0.00%	0	0.00%
111	Returning Officer Mount Ommaney Pre-Poll	0	0.00%	0	0.00%	0	0.00%	0	0.00%	0	0	0.00%	0	0.00%
112	Returning Officer Mudgeeraba Pre-Poll	7	41.18%	7	41.18%	2	11.76%	1	5.88%	17	1	5.56%	18	0.06%
113	Returning Officer Mulgrave Pre-Poll	0	0.00%	0	0.00%	0	0.00%	0	0.00%	0	0	0.00%	0	0.00%
114	Returning Officer Mundingburra Pre-Poll	0	0.00%	0	0.00%	0	0.00%	0	0.00%	0	0	0.00%	0	0.00%
115	Returning Officer Murrumba Pre-Poll	0	0.00%	0	0.00%	0	0.00%	0	0.00%	0	0	0.00%	0	0.00%
116	Returning Officer Nanango Pre-Poll	0	0.00%	0	0.00%	0	0.00%	0	0.00%	0	0	0.00%	0	0.00%
117	Returning Officer Nicklin Pre-Poll	0	0.00%	0	0.00%	1	100.00%	0	0.00%	1	0	0.00%	1	0.00%
118	Returning Officer Ninderry Pre-Poll	1	33.33%	2	66.67%	0	0.00%	0	0.00%	3	0	0.00%	3	0.01%
119	Returning Officer Noosa Pre-Poll	0	0.00%	0	0.00%	0	0.00%	0	0.00%	0	0	0.00%	0	0.00%
120	Returning Officer Nudgee Pre-Poll	0	0.00%	0	0.00%	1	100.00%	0	0.00%	1	0	0.00%	1	0.00%
121	Returning Officer Oodgeroo Pre-Poll	0	0.00%	0	0.00%	0	0.00%	0	0.00%	0	0	0.00%	0	0.00%
122	Returning Officer Pine Rivers Pre-Poll	0	0.00%	0	0.00%	1	50.00%	1	50.00%	2	1	33.33%	3	0.01%
123	Returning Officer Pumicestone Pre-Poll	1	20.00%	2	40.00%	1	20.00%	1	20.00%	5	0	0.00%	5	0.02%
124	Returning Officer Redcliffe Pre-Poll	0	0.00%	0	0.00%	0	0.00%	0	0.00%	0	0	0.00%	0	0.00%
125	Returning Officer Redlands Pre-Poll	3	75.00%	0	0.00%	1	25.00%	0	0.00%	4	0	0.00%	4	0.01%
126	Returning Officer Rockhampton Pre-Poll	0	0.00%	0	0.00%	0	0.00%	0	0.00%	0	0	0.00%	0	0.00%
127	Returning Officer Sandgate Pre-Poll	0	0.00%	0	0.00%	1	100.00%	0	0.00%	1	0	0.00%	1	0.00%
128	Returning Officer Scenic Rim Pre-Poll	5	50.00%	1	10.00%	3	30.00%	1	10.00%	10	0	0.00%	10	0.03%
129	Returning Officer South Brisbane Pre-Poll	8	30.77%	9	34.62%	6	23.08%	3	11.54%	26	2	7.14%	28	0.09%
130	Returning Officer Southern Downs Pre-Poll	0	0.00%	0	0.00%	0	0.00%	0	0.00%	0	0	0.00%	0	0.00%
131	Returning Officer Southport Pre-Poll	0	0.00%	0	0.00%	0	0.00%	0	0.00%	0	0	0.00%	0	0.00%
132	Returning Officer Springwood Pre-Poll	133	41.82%	89	27.99%	63	19.81%	33	10.38%	318	14	4.22%	332	1.07%
133	Returning Officer Stafford Pre-Poll	1	100.00%	0	0.00%	0	0.00%	0	0.00%	1	0	0.00%	1	0.00%

134	Returning Officer Stretton Pre-Poll	0	0.00%	1	100.00%	0	0.00%	0	0.00%	1	0	0.00%	1	0.00%
135	Returning Officer Surfers Paradise Pre-Poll	14	51.85%	7	25.93%	5	18.52%	1	3.70%	27	1	3.57%	28	0.09%
136	Returning Officer Theodore Pre-Poll	0	0.00%	0	0.00%	0	0.00%	0	0.00%	0	0	0.00%	0	0.00%
137	Returning Officer Thuringowa Pre-Poll	0	0.00%	0	0.00%	0	0.00%	0	0.00%	0	0	0.00%	0	0.00%
138	Returning Officer Toohey Pre-Poll	2	33.33%	1	16.67%	2	33.33%	1	16.67%	6	0	0.00%	6	0.02%
139	Returning Officer Toowoomba North Pre-Poll	2	100.00%	0	0.00%	0	0.00%	0	0.00%	2	0	0.00%	2	0.01%
140	Returning Officer Toowoomba South Pre-Poll	0	0.00%	0	0.00%	0	0.00%	0	0.00%	0	0	0.00%	0	0.00%
141	Returning Officer Townsville Pre-Poll	0	0.00%	0	0.00%	0	0.00%	0	0.00%	0	0	0.00%	0	0.00%
142	Returning Officer Traeger Pre-Poll	2	100.00%	0	0.00%	0	0.00%	0	0.00%	2	0	0.00%	2	0.01%
143	Returning Officer Warrego Pre-Poll	0	0.00%	0	0.00%	0	0.00%	0	0.00%	0	0	0.00%	0	0.00%
144	Returning Officer Waterford Pre-Poll	0	0.00%	0	0.00%	0	0.00%	0	0.00%	0	0	0.00%	0	0.00%
145	Returning Officer Whitsunday Pre-Poll	0	0.00%	1	100.00%	0	0.00%	0	0.00%	1	0	0.00%	1	0.00%
146	Returning Officer Woodridge Pre-Poll	6	50.00%	2	16.67%	2	16.67%	2	16.67%	12	0	0.00%	12	0.04%
	Polling Booth Totals	**9,258**	**38.81%**	**7,646**	**32.05%**	**4,873**	**20.43%**	**2,078**	**8.71%**	**23,855**	**1,390**	**5.51%**	**25,245**	**81.13%**
	Postal, Special Postal, Unenrolled Votes	1,659	46.65%	911	25.62%	702	19.74%	284	7.99%	3,556	333	8.56%	3,889	12.50%
	Pre-Poll (In Person) Absent Votes	28	45.16%	18	29.03%	12	19.35%	4	6.45%	62	5	7.46%	67	0.22%
	Polling Day Absent Votes	529	31.71%	525	31.47%	372	22.30%	242	14.51%	1,668	72	4.14%	1,740	5.59%
	Declared Institution Votes	22	37.93%	20	34.48%	8	13.79%	8	13.79%	58	1	1.69%	59	0.19%
	Polling Day Declaration Votes	39	34.82%	38	33.93%	31	27.68%	4	3.57%	112	5	4.27%	117	0.38%
	Uncertain Identity	0	0.00%	0	0.00%	0	0.00%	0	0.00%	0	0	0.00%	0	0.00%
	Declaration and Pre-Poll Votes Totals	**2,277**	**41.73%**	**1,512**	**27.71%**	**1,125**	**20.62%**	**542**	**9.93%**	**5,456**	**416**	**7.08%**	**5,872**	**18.87%**
	Total First Preference Votes	**11,535**	**39.35%**	**9,158**	**31.24%**	**5,998**	**20.46%**	**2,620**	**8.94%**	**29,311**	**1,806**	**5.80%**	**31,117**	**100.00%**

Distribution of Preferences

Preference Distribution	* CRANDON Michael Votes	%	JOHNSON Christopher Votes	%	PIGDON Ronald Votes	%	KERWIN Tayla Votes	%	Votes remaining in count	Exhausted Votes	%	Total Formal Votes
First Preference Votes	11,535	39.35%	9,158	31.24%	5,998	20.46%	2,620	8.94%	29,311			29,311
KERWIN Excluded (1st)	**603**	**23.02%**	**1,500**	**57.25%**	**517**	**19.73%**			**2,620**	**0**	**0.00%**	**2,620**
Total	12,138	41.41%	10,658	36.36%	6,515	22.23%			29,311	0	0.00%	29,311
PIGDON Excluded (2nd)	**3,535**	**54.26%**	**2,980**	**45.74%**					**6,515**	**0**	**0.00%**	**6,515**
District Total	**15,673**	**53.47%**	**13,638**	**46.53%**					**29,311**	**0**	**0.00%**	**29,311**

*** Indicates the winner**

23 - Electoral District of Cooper

First Preference Votes Polled for each Candidate at each Polling Booth

Booth No.	Polling Booth	WILTSHIRE Robert Votes	%	* JONES Kate ALP Votes	%	WALTERS Reece GRN Votes	%	SHEARMAN Robert LNP Votes	%	Total Formal Votes	Informal Votes	%	Total Votes	% of Total Votes
1	Ashgrove	64	2.62%	1,014	41.47%	525	21.47%	842	34.44%	2,445	52	2.08%	2,497	7.53%
2	Ashgrove West	45	2.07%	940	43.18%	310	14.24%	882	40.51%	2,177	34	1.54%	2,211	6.67%
3	Auchenflower	4	2.82%	52	36.62%	34	23.94%	52	36.62%	142	5	3.40%	147	0.44%
4	Bardon	12	1.81%	228	34.34%	149	22.44%	275	41.42%	664	8	1.19%	672	2.03%
5	Bardon West	6	1.55%	140	36.18%	96	24.81%	145	37.47%	387	3	0.77%	390	1.18%
6	Dorrington	6	2.17%	123	44.40%	47	16.97%	101	36.46%	277	0	0.00%	277	0.84%
7	Enoggera Terrace	44	2.82%	588	37.69%	422	27.05%	506	32.44%	1,560	40	2.50%	1,600	4.83%
8	Hilder Road	62	2.86%	996	45.94%	312	14.39%	798	36.81%	2,168	27	1.23%	2,195	6.62%
9	Ithaca Creek	36	2.69%	534	39.91%	323	24.14%	445	33.26%	1,338	20	1.47%	1,358	4.10%
10	Kelvin Grove	32	4.17%	302	39.32%	259	33.72%	175	22.79%	768	21	2.66%	789	2.38%
11	Milton	46	2.88%	574	35.90%	427	26.70%	552	34.52%	1,599	61	3.67%	1,660	5.01%
12	Newmarket	19	4.51%	163	38.72%	105	24.94%	134	31.83%	421	9	2.09%	430	1.30%
13	Paddington	21	1.65%	441	34.59%	388	30.43%	425	33.33%	1,275	38	2.89%	1,313	3.96%
14	Payne Road	61	2.38%	1,153	45.06%	422	16.49%	923	36.07%	2,559	39	1.50%	2,598	7.84%
15	Petrie Terrace	34	3.93%	316	36.53%	255	29.48%	260	30.06%	865	17	1.93%	882	2.66%
16	Rainworth	5	2.34%	77	35.98%	59	27.57%	73	34.11%	214	7	3.17%	221	0.67%
17	The Gap	60	2.59%	1,059	45.67%	399	17.21%	801	34.54%	2,319	50	2.11%	2,369	7.15%
18	Brisbane CBD All-Districts Centre	3	1.88%	58	36.25%	71	44.38%	28	17.50%	160	9	5.33%	169	0.51%
19	Bundaberg All-Districts Centre	0	0.00%	0	0.00%	2	100.00%	0	0.00%	2	0	0.00%	2	0.01%
20	Burleigh All-Districts Centre	0	0.00%	1	33.33%	2	66.67%	0	0.00%	3	0	0.00%	3	0.01%
21	Cairns All-Districts Centre	0	0.00%	1	100.00%	0	0.00%	0	0.00%	1	0	0.00%	1	0.00%
22	East Brisbane All-Districts Centre	0	0.00%	0	0.00%	0	0.00%	0	0.00%	0	0	0.00%	0	0.00%
23	Hervey Bay All-Districts Centre	0	0.00%	0	0.00%	0	0.00%	0	0.00%	0	0	0.00%	0	0.00%
24	Mackay All-Districts Centre	0	0.00%	0	0.00%	0	0.00%	0	0.00%	0	0	0.00%	0	0.00%
25	Maroochydore All-Districts Centre	0	0.00%	0	0.00%	1	50.00%	1	50.00%	2	1	33.33%	3	0.01%
26	Morayfield All-Districts Centre	0	0.00%	0	0.00%	0	0.00%	1	100.00%	1	0	0.00%	1	0.00%
27	Noosa All-Districts Centre	0	0.00%	3	50.00%	0	0.00%	3	50.00%	6	0	0.00%	6	0.02%
28	Oodgeroo All-Districts Centre	0	0.00%	2	50.00%	0	0.00%	2	50.00%	4	0	0.00%	4	0.01%
29	Redcliffe All-Districts Centre	0	0.00%	1	100.00%	0	0.00%	0	0.00%	1	0	0.00%	1	0.00%
30	Southport All-Districts Centre	0	0.00%	0	0.00%	0	0.00%	0	0.00%	0	0	0.00%	0	0.00%
31	Telephone Voting	0	0.00%	1	25.00%	0	0.00%	3	75.00%	4	0	0.00%	4	0.01%
32	Townsville All-Districts Centre	0	0.00%	0	0.00%	0	0.00%	0	0.00%	0	0	0.00%	0	0.00%
33	Vulture Street All-Districts Centre	0	0.00%	0	0.00%	0	0.00%	0	0.00%	0	0	0.00%	0	0.00%
34	Woolloongabba All-Districts Centre	0	0.00%	0	0.00%	0	0.00%	0	0.00%	0	0	0.00%	0	0.00%
35	Brisbane CBD All-Districts Centre Pre-Poll	63	2.92%	879	40.79%	478	22.18%	735	34.11%	2,155	34	1.55%	2,189	6.60%
36	Bundaberg All-Districts Centre Pre-Poll	0	0.00%	1	25.00%	1	25.00%	2	50.00%	4	0	0.00%	4	0.01%
37	Burleigh All-Districts Centre Pre-Poll	0	0.00%	12	57.14%	4	19.05%	5	23.81%	21	0	0.00%	21	0.06%
38	Cairns All-Districts Centre Pre-Poll	0	0.00%	4	66.67%	2	33.33%	0	0.00%	6	0	0.00%	6	0.02%
39	Electoral Visit	0	0.00%	19	43.18%	2	4.55%	23	52.27%	44	3	6.38%	47	0.14%
40	Hervey Bay All-Districts Centre Pre-poll	0	0.00%	3	42.86%	1	14.29%	3	42.86%	7	0	0.00%	7	0.02%
41	Mackay All-Districts Centre Pre-Poll	2	40.00%	0	0.00%	0	0.00%	3	60.00%	5	0	0.00%	5	0.02%
42	Maroochydore All-Districts Centre Pre-Poll	2	11.11%	5	27.78%	1	5.56%	10	55.56%	18	0	0.00%	18	0.05%
43	Morayfield All-Districts Centre Pre-poll	1	9.09%	2	18.18%	3	27.27%	5	45.45%	11	0	0.00%	11	0.03%
44	Noosa All-Districts Centre Pre-Poll	1	7.14%	6	42.86%	3	21.43%	4	28.57%	14	0	0.00%	14	0.04%
45	Oodgeroo All-Districts Centre Pre-Poll	0	0.00%	3	42.86%	1	14.29%	3	42.86%	7	0	0.00%	7	0.02%
46	Redcliffe All-Districts Centre Pre-Poll	1	11.11%	3	33.33%	3	33.33%	2	22.22%	9	2	18.18%	11	0.03%
47	Southport All-Districts Centre Pre-Poll	1	16.67%	3	50.00%	1	16.67%	1	16.67%	6	0	0.00%	6	0.02%
48	Telephone Voting - Pre-poll	1	10.00%	5	50.00%	1	10.00%	3	30.00%	10	0	0.00%	10	0.03%
49	Townsville All-Districts Centre Pre-Poll	2	40.00%	1	20.00%	1	20.00%	1	20.00%	5	0	0.00%	5	0.02%
50	eAssist - Coorparoo Pre-Poll	0	0.00%	3	50.00%	1	16.67%	2	33.33%	6	0	0.00%	6	0.02%
51	Returning Officer Cooper Pre-Poll	38	2.18%	739	42.42%	278	15.96%	687	39.44%	1,742	20	1.14%	1,762	5.32%
52	Returning Officer Algester Pre-Poll	0	0.00%	0	0.00%	0	0.00%	0	0.00%	0	0	0.00%	0	0.00%
53	Returning Officer Aspley Pre-Poll	1	5.00%	5	25.00%	7	35.00%	7	35.00%	20	2	9.09%	22	0.07%
54	Returning Officer Bancroft Pre-Poll	0	0.00%	0	0.00%	0	0.00%	0	0.00%	0	0	0.00%	0	0.00%
55	Returning Officer Barron River Pre-Poll	0	0.00%	1	100.00%	0	0.00%	0	0.00%	1	0	0.00%	1	0.00%
56	Returning Officer Bonney Pre-Poll	0	0.00%	0	0.00%	0	0.00%	0	0.00%	0	0	0.00%	0	0.00%
57	Returning Officer Broadwater Pre-Poll	0	0.00%	1	50.00%	0	0.00%	1	50.00%	2	0	0.00%	2	0.01%
58	Returning Officer Buderim Pre-Poll	0	0.00%	2	50.00%	1	25.00%	1	25.00%	4	0	0.00%	4	0.01%
59	Returning Officer Bulimba Pre-Poll	0	0.00%	2	28.57%	3	42.86%	2	28.57%	7	0	0.00%	7	0.02%
60	Returning Officer Bundaberg Pre-Poll	0	0.00%	0	0.00%	0	0.00%	0	0.00%	0	0	0.00%	0	0.00%
61	Returning Officer Bundamba Pre-Poll	0	0.00%	2	100.00%	0	0.00%	0	0.00%	2	0	0.00%	2	0.01%
62	Returning Officer Burdekin Pre-Poll	0	0.00%	0	0.00%	0	0.00%	0	0.00%	0	0	0.00%	0	0.00%

63	Returning Officer Burleigh Pre-Poll	0	0.00%	13	54.17%	6	25.00%	5	20.83%	24	0	0.00%	24	0.07%
64	Returning Officer Burnett Pre-Poll	0	0.00%	0	0.00%	0	0.00%	0	0.00%	0	0	0.00%	0	0.00%
65	Returning Officer Cairns Pre-Poll	0	0.00%	0	0.00%	0	0.00%	0	0.00%	0	0	0.00%	0	0.00%
66	Returning Officer Callide Pre-Poll	0	0.00%	0	0.00%	0	0.00%	0	0.00%	0	0	0.00%	0	0.00%
67	Returning Officer Caloundra Pre-Poll	1	8.33%	2	16.67%	1	8.33%	8	66.67%	12	1	7.69%	13	0.04%
68	Returning Officer Capalaba Pre-Poll	1	50.00%	1	50.00%	0	0.00%	0	0.00%	2	0	0.00%	2	0.01%
69	Returning Officer Chatsworth Pre-Poll	0	0.00%	0	0.00%	0	0.00%	0	0.00%	0	0	0.00%	0	0.00%
70	Returning Officer Clayfield Pre-Poll	0	0.00%	4	23.53%	2	11.76%	11	64.71%	17	2	10.53%	19	0.06%
71	Returning Officer Condamine Pre-Poll	0	0.00%	0	0.00%	0	0.00%	0	0.00%	0	0	0.00%	0	0.00%
72	Returning Officer Cook Pre-Poll	0	0.00%	0	0.00%	0	0.00%	0	0.00%	0	0	0.00%	0	0.00%
73	Returning Officer Coomera Pre-Poll	0	0.00%	0	0.00%	0	0.00%	0	0.00%	0	0	0.00%	0	0.00%
74	Returning Officer Currumbin Pre-Poll	0	0.00%	3	50.00%	3	50.00%	0	0.00%	6	0	0.00%	6	0.02%
75	Returning Officer Everton Pre-Poll	0	0.00%	5	29.41%	6	35.29%	6	35.29%	17	2	10.53%	19	0.06%
76	Returning Officer Ferny Grove Pre-Poll	3	2.68%	35	31.25%	11	9.82%	63	56.25%	112	2	1.75%	114	0.34%
77	Returning Officer Gaven Pre-Poll	0	0.00%	1	100.00%	0	0.00%	0	0.00%	1	1	50.00%	2	0.01%
78	Returning Officer Gladstone Pre-Poll	0	0.00%	0	0.00%	0	0.00%	0	0.00%	0	0	0.00%	0	0.00%
79	Returning Officer Glass House Pre-Poll	0	0.00%	0	0.00%	1	100.00%	0	0.00%	1	0	0.00%	1	0.00%
80	Returning Officer Greenslopes Pre-Poll	0	0.00%	4	36.36%	4	36.36%	3	27.27%	11	1	8.33%	12	0.04%
81	Returning Officer Gregory Pre-Poll	1	100.00%	0	0.00%	0	0.00%	0	0.00%	1	0	0.00%	1	0.00%
82	Returning Officer Gympie Pre-Poll	0	0.00%	0	0.00%	0	0.00%	0	0.00%	0	0	0.00%	0	0.00%
83	Returning Officer Hervey Bay Pre-Poll	0	0.00%	0	0.00%	0	0.00%	0	0.00%	0	0	0.00%	0	0.00%
84	Returning Officer Hill Pre-Poll	0	0.00%	0	0.00%	0	0.00%	1	100.00%	1	0	0.00%	1	0.00%
85	Returning Officer Hinchinbrook Pre-Poll	0	0.00%	0	0.00%	0	0.00%	0	0.00%	0	0	0.00%	0	0.00%
86	Returning Officer Inala Pre-Poll	0	0.00%	1	33.33%	0	0.00%	2	66.67%	3	0	0.00%	3	0.01%
87	Returning Officer Ipswich Pre-Poll	0	0.00%	2	33.33%	2	33.33%	2	33.33%	6	0	0.00%	6	0.02%
88	Returning Officer Ipswich West Pre-Poll	0	0.00%	0	0.00%	0	0.00%	0	0.00%	0	0	0.00%	0	0.00%
89	Returning Officer Jordan Pre-Poll	0	0.00%	0	0.00%	1	100.00%	0	0.00%	1	0	0.00%	1	0.00%
90	Returning Officer Kawana Pre-Poll	0	0.00%	3	60.00%	0	0.00%	2	40.00%	5	0	0.00%	5	0.02%
91	Returning Officer Keppel Pre-Poll	0	0.00%	0	0.00%	2	66.67%	1	33.33%	3	0	0.00%	3	0.01%
92	Returning Officer Kurwongbah Pre-Poll	1	25.00%	0	0.00%	3	75.00%	0	0.00%	4	0	0.00%	4	0.01%
93	Returning Officer Lockyer Pre-Poll	0	0.00%	1	50.00%	0	0.00%	1	50.00%	2	0	0.00%	2	0.01%
94	Returning Officer Logan Pre-Poll	0	0.00%	0	0.00%	0	0.00%	0	0.00%	0	0	0.00%	0	0.00%
95	Returning Officer Lytton Pre-Poll	0	0.00%	2	40.00%	1	20.00%	2	40.00%	5	0	0.00%	5	0.02%
96	Returning Officer Macalister Pre-Poll	0	0.00%	0	0.00%	0	0.00%	0	0.00%	0	0	0.00%	0	0.00%
97	Returning Officer Mackay Pre-Poll	2	40.00%	0	0.00%	0	0.00%	3	60.00%	5	0	0.00%	5	0.02%
98	Returning Officer Maiwar Pre-Poll	2	3.23%	21	33.87%	16	25.81%	23	37.10%	62	1	1.59%	63	0.19%
99	Returning Officer Mansfield Pre-Poll	0	0.00%	1	33.33%	0	0.00%	2	66.67%	3	1	25.00%	4	0.01%
100	Returning Officer Maroochydore Pre-Poll	2	10.00%	5	25.00%	2	10.00%	11	55.00%	20	1	4.76%	21	0.06%
101	Returning Officer Maryborough Pre-Poll	0	0.00%	1	100.00%	0	0.00%	0	0.00%	1	0	0.00%	1	0.00%
102	Returning Officer Mcconnel Pre-Poll	1	2.13%	21	44.68%	12	25.53%	13	27.66%	47	0	0.00%	47	0.14%
103	Returning Officer Mermaid Beach Pre-Poll	0	0.00%	0	0.00%	0	0.00%	2	100.00%	2	0	0.00%	2	0.01%
104	Returning Officer Miller Pre-Poll	1	25.00%	0	0.00%	0	0.00%	3	75.00%	4	0	0.00%	4	0.01%
105	Returning Officer Mirani Pre-Poll	0	0.00%	0	0.00%	0	0.00%	0	0.00%	0	0	0.00%	0	0.00%
106	Returning Officer Moggill Pre-Poll	1	2.78%	15	41.67%	7	19.44%	13	36.11%	36	0	0.00%	36	0.11%
107	Returning Officer Morayfield Pre-Poll	1	8.33%	2	16.67%	3	25.00%	6	50.00%	12	0	0.00%	12	0.04%
108	Returning Officer Mount Ommaney Pre-Poll	1	7.69%	5	38.46%	2	15.38%	5	38.46%	13	0	0.00%	13	0.04%
109	Returning Officer Mudgeeraba Pre-Poll	0	0.00%	0	0.00%	0	0.00%	0	0.00%	0	0	0.00%	0	0.00%
110	Returning Officer Mulgrave Pre-Poll	0	0.00%	0	0.00%	0	0.00%	0	0.00%	0	0	0.00%	0	0.00%
111	Returning Officer Mundingburra Pre-Poll	0	0.00%	0	0.00%	0	0.00%	0	0.00%	0	0	0.00%	0	0.00%
112	Returning Officer Murrumba Pre-Poll	0	0.00%	0	0.00%	1	50.00%	1	50.00%	2	1	33.33%	3	0.01%
113	Returning Officer Nanango Pre-Poll	0	0.00%	0	0.00%	0	0.00%	0	0.00%	0	0	0.00%	0	0.00%
114	Returning Officer Nicklin Pre-Poll	1	100.00%	0	0.00%	0	0.00%	0	0.00%	1	0	0.00%	1	0.00%
115	Returning Officer Ninderry Pre-Poll	0	0.00%	2	50.00%	1	25.00%	1	25.00%	4	0	0.00%	4	0.01%
116	Returning Officer Noosa Pre-Poll	0	0.00%	0	0.00%	0	0.00%	0	0.00%	0	0	0.00%	0	0.00%
117	Returning Officer Nudgee Pre-Poll	0	0.00%	1	14.29%	4	57.14%	2	28.57%	7	1	12.50%	8	0.02%
118	Returning Officer Oodgeroo Pre-Poll	0	0.00%	0	0.00%	0	0.00%	0	0.00%	0	0	0.00%	0	0.00%
119	Returning Officer Pine Rivers Pre-Poll	0	0.00%	8	47.06%	3	17.65%	6	35.29%	17	0	0.00%	17	0.05%
120	Returning Officer Pumicestone Pre-Poll	1	100.00%	0	0.00%	0	0.00%	0	0.00%	1	0	0.00%	1	0.00%
121	Returning Officer Redcliffe Pre-Poll	1	10.00%	4	40.00%	3	30.00%	2	20.00%	10	2	16.67%	12	0.04%
122	Returning Officer Redlands Pre-Poll	0	0.00%	1	50.00%	0	0.00%	1	50.00%	2	0	0.00%	2	0.01%
123	Returning Officer Rockhampton Pre-Poll	0	0.00%	3	60.00%	1	20.00%	1	20.00%	5	1	16.67%	6	0.02%
124	Returning Officer Sandgate Pre-Poll	0	0.00%	1	25.00%	2	50.00%	1	25.00%	4	0	0.00%	4	0.01%
125	Returning Officer Scenic Rim Pre-Poll	0	0.00%	0	0.00%	0	0.00%	0	0.00%	0	0	0.00%	0	0.00%
126	Returning Officer South Brisbane Pre-Poll	2	2.56%	23	29.49%	25	32.05%	28	35.90%	78	6	7.14%	84	0.25%
127	Returning Officer Southern Downs Pre-Poll	1	20.00%	2	40.00%	0	0.00%	2	40.00%	5	0	0.00%	5	0.02%
128	Returning Officer Southport Pre-Poll	1	16.67%	3	50.00%	1	16.67%	1	16.67%	6	0	0.00%	6	0.02%
129	Returning Officer Springwood Pre-Poll	0	0.00%	2	33.33%	0	0.00%	4	66.67%	6	0	0.00%	6	0.02%
130	Returning Officer Stafford Pre-Poll	3	13.04%	9	39.13%	1	4.35%	10	43.48%	23	0	0.00%	23	0.07%
131	Returning Officer Stretton Pre-Poll	0	0.00%	0	0.00%	0	0.00%	1	100.00%	1	1	50.00%	2	0.01%
132	Returning Officer Surfers Paradise Pre-Poll	0	0.00%	1	100.00%	0	0.00%	0	0.00%	1	0	0.00%	1	0.00%
133	Returning Officer Theodore Pre-Poll	0	0.00%	0	0.00%	0	0.00%	0	0.00%	0	0	0.00%	0	0.00%

134	Returning Officer Thuringowa Pre-Poll	0	0.00%	0	0.00%	0	0.00%	0	0.00%	0	0	0.00%	0	0.00%
135	Returning Officer Toohey Pre-Poll	0	0.00%	0	0.00%	1	100.00%	0	0.00%	1	0	0.00%	1	0.00%
136	Returning Officer Toowoomba North Pre-Poll	0	0.00%	4	66.67%	0	0.00%	2	33.33%	6	0	0.00%	6	0.02%
137	Returning Officer Toowoomba South Pre-Poll	0	0.00%	0	0.00%	0	0.00%	0	0.00%	0	0	0.00%	0	0.00%
138	Returning Officer Townsville Pre-Poll	0	0.00%	0	0.00%	0	0.00%	0	0.00%	0	0	0.00%	0	0.00%
139	Returning Officer Traeger Pre-Poll	0	0.00%	1	100.00%	0	0.00%	0	0.00%	1	0	0.00%	1	0.00%
140	Returning Officer Warrego Pre-Poll	1	50.00%	0	0.00%	0	0.00%	1	50.00%	2	0	0.00%	2	0.01%
141	Returning Officer Waterford Pre-Poll	0	0.00%	0	0.00%	0	0.00%	0	0.00%	0	0	0.00%	0	0.00%
142	Returning Officer Whitsunday Pre-Poll	0	0.00%	0	0.00%	0	0.00%	0	0.00%	0	0	0.00%	0	0.00%
143	Returning Officer Woodridge Pre-Poll	0	0.00%	3	75.00%	1	25.00%	0	0.00%	4	0	0.00%	4	0.01%
	Polling Booth Totals	**702**	**2.69%**	**10,684**	**40.94%**	**5,529**	**21.19%**	**9,179**	**35.18%**	**26,094**	**526**	**1.98%**	**26,620**	**80.30%**
	Postal, Special Postal, Unenrolled Votes	151	3.85%	1,613	41.17%	557	14.22%	1,597	40.76%	3,918	215	5.20%	4,133	12.47%
	Pre-Poll (In Person) Absent Votes	5	3.50%	54	37.76%	37	25.87%	47	32.87%	143	2	1.38%	145	0.44%
	Polling Day Absent Votes	99	4.92%	760	37.77%	512	25.45%	641	31.86%	2,012	59	2.85%	2,071	6.25%
	Declared Institution Votes	2	3.57%	39	69.64%	7	12.50%	8	14.29%	56	5	8.20%	61	0.18%
	Polling Day Declaration Votes	1	0.85%	55	46.61%	24	20.34%	38	32.20%	118	2	1.67%	120	0.36%
	Uncertain Identity	0	0.00%	0	0.00%	0	0.00%	0	0.00%	0	0	0.00%	0	0.00%
	Declaration and Pre-Poll Votes Totals	**258**	**4.13%**	**2,521**	**40.36%**	**1,137**	**18.20%**	**2,331**	**37.31%**	**6,247**	**283**	**4.33%**	**6,530**	**19.70%**
	Total First Preference Votes	**960**	**2.97%**	**13,205**	**40.83%**	**6,666**	**20.61%**	**11,510**	**35.59%**	**32,341**	**809**	**2.44%**	**33,150**	**100.00%**

Distribution of Preferences

Preference Distribution	WILTSHIRE Robert Votes	%	* JONES Kate Votes	%	WALTERS Reece Votes	%	SHEARMAN Robert Votes	%	Votes remaining in count	Exhausted Votes	%	Total Formal Votes
First Preference Votes	960	2.97%	13,205	40.83%	6,666	20.61%	11,510	35.59%	32,341			32,341
WILTSHIRE Excluded (1st)			**250**	**26.04%**	**310**	**32.29%**	**400**	**41.67%**	**960**	**0**	**0.00%**	**960**
Total			13,455	41.60%	6,976	21.57%	11,910	36.83%	32,341	0	0.00%	32,341
WALTERS Excluded (2nd)			**6,159**	**88.29%**			**817**	**11.71%**	**6,976**	**0**	**0.00%**	**6,976**
District Total			**19,614**	**60.65%**			**12,727**	**39.35%**	**32,341**	**0**	**0.00%**	**32,341**

*** Indicates the winner**

24 - Electoral District of Currumbin

First Preference Votes Polled for each Candidate at each Polling Booth

Booth No.	Polling Booth	* STUCKEY Jann LNP Votes	%	SEMPLE Andrew Votes	%	LEADER Georgi ALP Votes	%	WYATT David GRN Votes	%	Total Formal Votes	Informal Votes	%	Total Votes	% of Total Votes
1	Coolangatta	447	47.65%	35	3.73%	341	36.35%	115	12.26%	938	60	6.01%	998	3.43%
2	Coolangatta School	491	37.51%	69	5.27%	525	40.11%	224	17.11%	1,309	81	5.83%	1,390	4.78%
3	Currumbin	836	45.88%	85	4.67%	672	36.88%	229	12.57%	1,822	88	4.61%	1,910	6.57%
4	Currumbin Valley	220	43.91%	27	5.39%	150	29.94%	104	20.76%	501	14	2.72%	515	1.77%
5	Currumbin Waters	1,111	47.95%	102	4.40%	853	36.81%	251	10.83%	2,317	118	4.85%	2,435	8.38%
6	Elanora	782	48.12%	58	3.57%	624	38.40%	161	9.91%	1,625	76	4.47%	1,701	5.85%
7	Elanora High	891	42.63%	110	5.26%	914	43.73%	175	8.37%	2,090	93	4.26%	2,183	7.51%
8	Palm Beach	64	46.72%	2	1.46%	53	38.69%	18	13.14%	137	3	2.14%	140	0.48%
9	Palm Beach North	96	49.23%	10	5.13%	67	34.36%	22	11.28%	195	16	7.58%	211	0.73%
10	Palm Beach-Currumbin	524	46.25%	60	5.30%	326	28.77%	223	19.68%	1,133	57	4.79%	1,190	4.09%
11	Tallebudgera	741	49.63%	73	4.89%	508	34.03%	171	11.45%	1,493	58	3.74%	1,551	5.34%
12	Tallebudgera Valley	333	50.53%	26	3.95%	208	31.56%	92	13.96%	659	29	4.22%	688	2.37%
13	Tugun	1,198	45.07%	181	6.81%	968	36.42%	311	11.70%	2,658	110	3.97%	2,768	9.52%
14	Brisbane CBD All-Districts Centre	6	66.67%	0	0.00%	1	11.11%	2	22.22%	9	0	0.00%	9	0.03%
15	Bundaberg All-Districts Centre	2	100.00%	0	0.00%	0	0.00%	0	0.00%	2	0	0.00%	2	0.01%
16	Burleigh All-Districts Centre	31	46.97%	1	1.52%	21	31.82%	13	19.70%	66	4	5.71%	70	0.24%
17	Cairns All-Districts Centre	1	25.00%	0	0.00%	2	50.00%	1	25.00%	4	1	20.00%	5	0.02%
18	East Brisbane All-Districts Centre	8	57.14%	1	7.14%	5	35.71%	0	0.00%	14	0	0.00%	14	0.05%
19	Hervey Bay All-Districts Centre	2	100.00%	0	0.00%	0	0.00%	0	0.00%	2	0	0.00%	2	0.01%
20	Mackay All-Districts Centre	0	0.00%	0	0.00%	0	0.00%	0	0.00%	0	0	0.00%	0	0.00%
21	Maroochydore All-Districts Centre	0	0.00%	0	0.00%	0	0.00%	0	0.00%	0	0	0.00%	0	0.00%
22	Morayfield All-Districts Centre	1	50.00%	0	0.00%	1	50.00%	0	0.00%	2	0	0.00%	2	0.01%
23	Noosa All-Districts Centre	2	66.67%	1	33.33%	0	0.00%	0	0.00%	3	0	0.00%	3	0.01%
24	Oodgeroo All-Districts Centre	3	100.00%	0	0.00%	0	0.00%	0	0.00%	3	0	0.00%	3	0.01%
25	Redcliffe All-Districts Centre	0	0.00%	0	0.00%	0	0.00%	0	0.00%	0	0	0.00%	0	0.00%
26	Southport All-Districts Centre	3	60.00%	0	0.00%	1	20.00%	1	20.00%	5	0	0.00%	5	0.02%
27	Telephone Voting	2	66.67%	0	0.00%	0	0.00%	1	33.33%	3	0	0.00%	3	0.01%
28	Townsville All-Districts Centre	0	0.00%	0	0.00%	0	0.00%	1	100.00%	1	0	0.00%	1	0.00%
29	Vulture Street All-Districts Centre	0	0.00%	0	0.00%	0	0.00%	0	0.00%	0	1	0.00%	1	0.00%
30	Woolloongabba All-Districts Centre	0	0.00%	0	0.00%	1	33.33%	2	66.67%	3	1	25.00%	4	0.01%
31	Brisbane CBD All-Districts Centre Pre-Poll	12	32.43%	2	5.41%	17	45.95%	6	16.22%	37	0	0.00%	37	0.13%
32	Bundaberg All-Districts Centre Pre-Poll	2	100.00%	0	0.00%	0	0.00%	0	0.00%	2	0	0.00%	2	0.01%
33	Burleigh All-Districts Centre Pre-Poll	1,203	47.68%	106	4.20%	906	35.91%	308	12.21%	2,523	124	4.68%	2,647	9.11%
34	Cairns All-Districts Centre Pre-Poll	1	25.00%	0	0.00%	2	50.00%	1	25.00%	4	1	20.00%	5	0.02%
35	Electoral Visit	116	60.42%	11	5.73%	57	29.69%	8	4.17%	192	13	6.34%	205	0.71%
36	Hervey Bay All-Districts Centre Pre-poll	3	75.00%	1	25.00%	0	0.00%	0	0.00%	4	0	0.00%	4	0.01%
37	Mackay All-Districts Centre Pre-Poll	3	75.00%	0	0.00%	1	25.00%	0	0.00%	4	0	0.00%	4	0.01%
38	Maroochydore All-Districts Centre Pre-Poll	3	42.86%	0	0.00%	4	57.14%	0	0.00%	7	0	0.00%	7	0.02%
39	Morayfield All-Districts Centre Pre-poll	5	83.33%	0	0.00%	1	16.67%	0	0.00%	6	1	14.29%	7	0.02%
40	Noosa All-Districts Centre Pre-Poll	3	37.50%	0	0.00%	4	50.00%	1	12.50%	8	0	0.00%	8	0.03%
41	Oodgeroo All-Districts Centre Pre-Poll	1	25.00%	1	25.00%	1	25.00%	1	25.00%	4	0	0.00%	4	0.01%
42	Redcliffe All-Districts Centre Pre-Poll	0	0.00%	0	0.00%	2	66.67%	1	33.33%	3	0	0.00%	3	0.01%
43	Southport All-Districts Centre Pre-Poll	44	50.00%	4	4.55%	21	23.86%	19	21.59%	88	5	5.38%	93	0.32%
44	Telephone Voting - Pre-poll	7	70.00%	0	0.00%	3	30.00%	0	0.00%	10	0	0.00%	10	0.03%
45	Townsville All-Districts Centre Pre-Poll	0	0.00%	0	0.00%	0	0.00%	0	0.00%	0	0	0.00%	0	0.00%
46	eAssist - Coorparoo Pre-Poll	2	66.67%	0	0.00%	0	0.00%	1	33.33%	3	0	0.00%	3	0.01%
47	Returning Officer Currumbin Pre-Poll	2,020	53.19%	158	4.16%	1,359	35.78%	261	6.87%	3,798	114	2.91%	3,912	13.46%
48	Returning Officer Algester Pre-Poll	0	0.00%	0	0.00%	0	0.00%	0	0.00%	0	0	0.00%	0	0.00%
49	Returning Officer Aspley Pre-Poll	1	100.00%	0	0.00%	0	0.00%	0	0.00%	1	0	0.00%	1	0.00%
50	Returning Officer Bancroft Pre-Poll	0	0.00%	0	0.00%	1	100.00%	0	0.00%	1	0	0.00%	1	0.00%
51	Returning Officer Barron River Pre-Poll	0	0.00%	0	0.00%	1	100.00%	0	0.00%	1	1	50.00%	2	0.01%
52	Returning Officer Bonney Pre-Poll	3	42.86%	0	0.00%	1	14.29%	3	42.86%	7	1	12.50%	8	0.03%
53	Returning Officer Broadwater Pre-Poll	6	35.29%	5	29.41%	4	23.53%	2	11.76%	17	0	0.00%	17	0.06%
54	Returning Officer Buderim Pre-Poll	1	33.33%	1	33.33%	1	33.33%	0	0.00%	3	0	0.00%	3	0.01%
55	Returning Officer Bulimba Pre-Poll	0	0.00%	0	0.00%	0	0.00%	0	0.00%	0	0	0.00%	0	0.00%
56	Returning Officer Bundaberg Pre-Poll	0	0.00%	0	0.00%	0	0.00%	0	0.00%	0	0	0.00%	0	0.00%
57	Returning Officer Bundamba Pre-Poll	0	0.00%	0	0.00%	0	0.00%	0	0.00%	0	0	0.00%	0	0.00%
58	Returning Officer Burdekin Pre-Poll	0	0.00%	0	0.00%	0	0.00%	0	0.00%	0	0	0.00%	0	0.00%
59	Returning Officer Burleigh Pre-Poll	0	0.00%	0	0.00%	0	0.00%	0	0.00%	0	0	0.00%	0	0.00%
60	Returning Officer Burnett Pre-Poll	0	0.00%	0	0.00%	0	0.00%	0	0.00%	0	0	0.00%	0	0.00%
61	Returning Officer Cairns Pre-Poll	0	0.00%	0	0.00%	0	0.00%	0	0.00%	0	0	0.00%	0	0.00%
62	Returning Officer Callide Pre-Poll	0	0.00%	0	0.00%	0	0.00%	0	0.00%	0	0	0.00%	0	0.00%

63	Returning Officer Caloundra Pre-Poll	4	80.00%	0	0.00%	0	0.00%	1	20.00%	5	0	0.00%	5	0.02%
64	Returning Officer Capalaba Pre-Poll	1	50.00%	0	0.00%	0	0.00%	1	50.00%	2	0	0.00%	2	0.01%
65	Returning Officer Chatsworth Pre-Poll	1	100.00%	0	0.00%	0	0.00%	0	0.00%	1	0	0.00%	1	0.00%
66	Returning Officer Clayfield Pre-Poll	1	33.33%	0	0.00%	0	0.00%	2	66.67%	3	0	0.00%	3	0.01%
67	Returning Officer Condamine Pre-Poll	1	100.00%	0	0.00%	0	0.00%	0	0.00%	1	0	0.00%	1	0.00%
68	Returning Officer Cook Pre-Poll	0	0.00%	0	0.00%	0	0.00%	0	0.00%	0	0	0.00%	0	0.00%
69	Returning Officer Coomera Pre-Poll	2	33.33%	1	16.67%	2	33.33%	1	16.67%	6	1	14.29%	7	0.02%
70	Returning Officer Cooper Pre-Poll	1	100.00%	0	0.00%	0	0.00%	0	0.00%	1	0	0.00%	1	0.00%
71	Returning Officer Everton Pre-Poll	0	0.00%	0	0.00%	0	0.00%	0	0.00%	0	0	0.00%	0	0.00%
72	Returning Officer Ferny Grove Pre-Poll	0	0.00%	0	0.00%	0	0.00%	0	0.00%	0	0	0.00%	0	0.00%
73	Returning Officer Gaven Pre-Poll	7	31.82%	0	0.00%	11	50.00%	4	18.18%	22	0	0.00%	22	0.08%
74	Returning Officer Gladstone Pre-Poll	0	0.00%	1	100.00%	0	0.00%	0	0.00%	1	0	0.00%	1	0.00%
75	Returning Officer Glass House Pre-Poll	0	0.00%	0	0.00%	0	0.00%	0	0.00%	0	0	0.00%	0	0.00%
76	Returning Officer Greenslopes Pre-Poll	2	100.00%	0	0.00%	0	0.00%	0	0.00%	2	0	0.00%	2	0.01%
77	Returning Officer Gregory Pre-Poll	2	66.67%	1	33.33%	0	0.00%	0	0.00%	3	0	0.00%	3	0.01%
78	Returning Officer Gympie Pre-Poll	0	0.00%	0	0.00%	0	0.00%	0	0.00%	0	0	0.00%	0	0.00%
79	Returning Officer Hervey Bay Pre-Poll	0	0.00%	0	0.00%	0	0.00%	0	0.00%	0	0	0.00%	0	0.00%
80	Returning Officer Hill Pre-Poll	0	0.00%	0	0.00%	0	0.00%	0	0.00%	0	0	0.00%	0	0.00%
81	Returning Officer Hinchinbrook Pre-Poll	1	50.00%	0	0.00%	1	50.00%	0	0.00%	2	0	0.00%	2	0.01%
82	Returning Officer Inala Pre-Poll	0	0.00%	0	0.00%	1	100.00%	0	0.00%	1	0	0.00%	1	0.00%
83	Returning Officer Ipswich Pre-Poll	0	0.00%	0	0.00%	5	100.00%	0	0.00%	5	0	0.00%	5	0.02%
84	Returning Officer Ipswich West Pre-Poll	0	0.00%	0	0.00%	0	0.00%	0	0.00%	0	0	0.00%	0	0.00%
85	Returning Officer Jordan Pre-Poll	1	100.00%	0	0.00%	0	0.00%	0	0.00%	1	0	0.00%	1	0.00%
86	Returning Officer Kawana Pre-Poll	1	100.00%	0	0.00%	0	0.00%	0	0.00%	1	0	0.00%	1	0.00%
87	Returning Officer Keppel Pre-Poll	1	50.00%	1	50.00%	0	0.00%	0	0.00%	2	0	0.00%	2	0.01%
88	Returning Officer Kurwongbah Pre-Poll	0	0.00%	0	0.00%	2	100.00%	0	0.00%	2	0	0.00%	2	0.01%
89	Returning Officer Lockyer Pre-Poll	1	50.00%	0	0.00%	0	0.00%	1	50.00%	2	0	0.00%	2	0.01%
90	Returning Officer Logan Pre-Poll	0	0.00%	0	0.00%	0	0.00%	0	0.00%	0	1	0.00%	1	0.00%
91	Returning Officer Lytton Pre-Poll	3	50.00%	0	0.00%	2	33.33%	1	16.67%	6	0	0.00%	6	0.02%
92	Returning Officer Macalister Pre-Poll	0	0.00%	0	0.00%	0	0.00%	0	0.00%	0	0	0.00%	0	0.00%
93	Returning Officer Mackay Pre-Poll	0	0.00%	0	0.00%	0	0.00%	0	0.00%	0	0	0.00%	0	0.00%
94	Returning Officer Maiwar Pre-Poll	0	0.00%	0	0.00%	0	0.00%	1	100.00%	1	0	0.00%	1	0.00%
95	Returning Officer Mansfield Pre-Poll	1	100.00%	0	0.00%	0	0.00%	0	0.00%	1	0	0.00%	1	0.00%
96	Returning Officer Maroochydore Pre-Poll	0	0.00%	0	0.00%	0	0.00%	0	0.00%	0	0	0.00%	0	0.00%
97	Returning Officer Maryborough Pre-Poll	0	0.00%	0	0.00%	0	0.00%	0	0.00%	0	0	0.00%	0	0.00%
98	Returning Officer Mcconnel Pre-Poll	1	100.00%	0	0.00%	0	0.00%	0	0.00%	1	0	0.00%	1	0.00%
99	Returning Officer Mermaid Beach Pre-Poll	22	51.16%	2	4.65%	13	30.23%	6	13.95%	43	3	6.52%	46	0.16%
100	Returning Officer Miller Pre-Poll	2	100.00%	0	0.00%	0	0.00%	0	0.00%	2	0	0.00%	2	0.01%
101	Returning Officer Mirani Pre-Poll	0	0.00%	0	0.00%	0	0.00%	0	0.00%	0	0	0.00%	0	0.00%
102	Returning Officer Moggill Pre-Poll	0	0.00%	0	0.00%	0	0.00%	0	0.00%	0	0	0.00%	0	0.00%
103	Returning Officer Morayfield Pre-Poll	0	0.00%	0	0.00%	0	0.00%	0	0.00%	0	0	0.00%	0	0.00%
104	Returning Officer Mount Ommaney Pre-Poll	1	100.00%	0	0.00%	0	0.00%	0	0.00%	1	0	0.00%	1	0.00%
105	Returning Officer Mudgeeraba Pre-Poll	6	42.86%	1	7.14%	4	28.57%	3	21.43%	14	0	0.00%	14	0.05%
106	Returning Officer Mulgrave Pre-Poll	2	100.00%	0	0.00%	0	0.00%	0	0.00%	2	0	0.00%	2	0.01%
107	Returning Officer Mundingburra Pre-Poll	0	0.00%	0	0.00%	0	0.00%	0	0.00%	0	0	0.00%	0	0.00%
108	Returning Officer Murrumba Pre-Poll	0	0.00%	0	0.00%	0	0.00%	0	0.00%	0	0	0.00%	0	0.00%
109	Returning Officer Nanango Pre-Poll	0	0.00%	0	0.00%	0	0.00%	0	0.00%	0	0	0.00%	0	0.00%
110	Returning Officer Nicklin Pre-Poll	0	0.00%	0	0.00%	0	0.00%	0	0.00%	0	0	0.00%	0	0.00%
111	Returning Officer Ninderry Pre-Poll	0	0.00%	0	0.00%	0	0.00%	0	0.00%	0	0	0.00%	0	0.00%
112	Returning Officer Noosa Pre-Poll	0	0.00%	0	0.00%	0	0.00%	0	0.00%	0	0	0.00%	0	0.00%
113	Returning Officer Nudgee Pre-Poll	0	0.00%	0	0.00%	0	0.00%	1	100.00%	1	0	0.00%	1	0.00%
114	Returning Officer Oodgeroo Pre-Poll	0	0.00%	0	0.00%	0	0.00%	0	0.00%	0	0	0.00%	0	0.00%
115	Returning Officer Pine Rivers Pre-Poll	0	0.00%	0	0.00%	0	0.00%	0	0.00%	0	0	0.00%	0	0.00%
116	Returning Officer Pumicestone Pre-Poll	0	0.00%	0	0.00%	0	0.00%	0	0.00%	0	0	0.00%	0	0.00%
117	Returning Officer Redcliffe Pre-Poll	0	0.00%	0	0.00%	0	0.00%	0	0.00%	0	0	0.00%	0	0.00%
118	Returning Officer Redlands Pre-Poll	0	0.00%	0	0.00%	3	100.00%	0	0.00%	3	0	0.00%	3	0.01%
119	Returning Officer Rockhampton Pre-Poll	1	100.00%	0	0.00%	0	0.00%	0	0.00%	1	0	0.00%	1	0.00%
120	Returning Officer Sandgate Pre-Poll	0	0.00%	0	0.00%	0	0.00%	0	0.00%	0	0	0.00%	0	0.00%
121	Returning Officer Scenic Rim Pre-Poll	2	66.67%	0	0.00%	0	0.00%	1	33.33%	3	0	0.00%	3	0.01%
122	Returning Officer South Brisbane Pre-Poll	0	0.00%	0	0.00%	0	0.00%	0	0.00%	0	0	0.00%	0	0.00%
123	Returning Officer Southern Downs Pre-Poll	1	100.00%	0	0.00%	0	0.00%	0	0.00%	1	0	0.00%	1	0.00%
124	Returning Officer Southport Pre-Poll	0	0.00%	0	0.00%	0	0.00%	0	0.00%	0	0	0.00%	0	0.00%
125	Returning Officer Springwood Pre-Poll	2	22.22%	2	22.22%	4	44.44%	1	11.11%	9	0	0.00%	9	0.03%
126	Returning Officer Stafford Pre-Poll	1	50.00%	0	0.00%	1	50.00%	0	0.00%	2	0	0.00%	2	0.01%
127	Returning Officer Stretton Pre-Poll	0	0.00%	0	0.00%	0	0.00%	0	0.00%	0	0	0.00%	0	0.00%
128	Returning Officer Surfers Paradise Pre-Poll	11	45.83%	3	12.50%	7	29.17%	3	12.50%	24	0	0.00%	24	0.08%
129	Returning Officer Theodore Pre-Poll	2	40.00%	1	20.00%	2	40.00%	0	0.00%	5	0	0.00%	5	0.02%
130	Returning Officer Thuringowa Pre-Poll	0	0.00%	0	0.00%	0	0.00%	0	0.00%	0	0	0.00%	0	0.00%
131	Returning Officer Toohey Pre-Poll	0	0.00%	0	0.00%	0	0.00%	0	0.00%	0	0	0.00%	0	0.00%
132	Returning Officer Toowoomba North Pre-Poll	0	0.00%	0	0.00%	0	0.00%	0	0.00%	0	0	0.00%	0	0.00%
133	Returning Officer Toowoomba South Pre-Poll	0	0.00%	0	0.00%	0	0.00%	0	0.00%	0	0	0.00%	0	0.00%

134	Returning Officer Townsville Pre-Poll	0	0.00%	0	0.00%	0	0.00%	0	0.00%	0	0	0.00%	0	0.00%
135	Returning Officer Traeger Pre-Poll	0	0.00%	0	0.00%	0	0.00%	1	100.00%	1	0	0.00%	1	0.00%
136	Returning Officer Warrego Pre-Poll	0	0.00%	0	0.00%	0	0.00%	0	0.00%	0	0	0.00%	0	0.00%
137	Returning Officer Waterford Pre-Poll	0	0.00%	0	0.00%	0	0.00%	0	0.00%	0	0	0.00%	0	0.00%
138	Returning Officer Whitsunday Pre-Poll	2	66.67%	0	0.00%	0	0.00%	1	33.33%	3	0	0.00%	3	0.01%
139	Returning Officer Woodridge Pre-Poll	0	0.00%	0	0.00%	1	100.00%	0	0.00%	1	0	0.00%	1	0.00%
	Polling Booth Totals	**11,318**	**47.35%**	**1,143**	**4.78%**	**8,686**	**36.34%**	**2,758**	**11.54%**	**23,905**	**1,075**	**4.30%**	**24,980**	**85.95%**
	Postal, Special Postal, Unenrolled Votes	1,384	53.54%	134	5.18%	796	30.79%	271	10.48%	2,585	207	7.41%	2,792	9.61%
	Pre-Poll (In Person) Absent Votes	21	37.50%	5	8.93%	16	28.57%	14	25.00%	56	2	3.45%	58	0.20%
	Polling Day Absent Votes	458	41.41%	92	8.32%	355	32.10%	201	18.17%	1,106	61	5.23%	1,167	4.02%
	Declared Institution Votes	34	55.74%	1	1.64%	21	34.43%	5	8.20%	61	7	10.29%	68	0.23%
	Polling Day Declaration Votes	0	0.00%	0	0.00%	0	0.00%	0	0.00%	0	0	0.00%	0	0.00%
	Uncertain Identity	0	0.00%	0	0.00%	0	0.00%	0	0.00%	0	0	0.00%	0	0.00%
	Declaration and Pre-Poll Votes Totals	**1,897**	**49.82%**	**232**	**6.09%**	**1,188**	**31.20%**	**491**	**12.89%**	**3,808**	**277**	**6.78%**	**4,085**	**14.05%**
	Total First Preference Votes	**13,215**	**47.69%**	**1,375**	**4.96%**	**9,874**	**35.63%**	**3,249**	**11.72%**	**27,713**	**1,352**	**4.65%**	**29,065**	**100.00%**

Distribution of Preferences

	* STUCKEY Jann		SEMPLE Andrew		LEADER Georgi		WYATT David		Votes remaining in count	Exhausted		Total Formal Votes
Preference Distribution	**Votes**	**%**	**Votes**	**%**	**Votes**	**%**	**Votes**	**%**		**Votes**	**%**	
First Preference Votes	13,215	47.69%	1,375	4.96%	9,874	35.63%	3,249	11.72%	27,713			27,713
SEMPLE Excluded (1st)	**675**	**49.09%**			**328**	**23.85%**	**372**	**27.05%**	**1,375**	**0**	**0.00%**	**1,375**
Total	13,890	50.12%			10,202	36.81%	3,621	13.07%	27,713	0	0.00%	27,713
WYATT Excluded (2nd)	**885**	**24.44%**			**2,736**	**75.56%**			**3,621**	**0**	**0.00%**	**3,621**
District Total	**14,775**	**53.31%**			**12,938**	**46.69%**			**27,713**	**0**	**0.00%**	**27,713**

*** Indicates the winner**

25 - Electoral District of Everton

First Preference Votes Polled for each Candidate at each Polling Booth

Booth No.	Polling Booth	* MANDER Tim LNP Votes	%	CLINCH Bridget GRN Votes	%	GREENE David ALP Votes	%	Total Formal Votes	Informal Votes	%	Total Votes	% of Total Votes
1	Albany Creek	1,236	51.10%	248	10.25%	935	38.65%	2,419	79	3.16%	2,498	7.43%
2	Albany Creek High	1,533	55.87%	257	9.37%	954	34.77%	2,744	70	2.49%	2,814	8.36%
3	Albany Hills	954	55.50%	178	10.35%	587	34.15%	1,719	41	2.33%	1,760	5.23%
4	Alderley Kindergarten	52	37.96%	33	24.09%	52	37.96%	137	7	4.86%	144	0.43%
5	Arana	440	40.67%	144	13.31%	498	46.03%	1,082	38	3.39%	1,120	3.33%
6	Bridgeman Downs	79	48.77%	23	14.20%	60	37.04%	162	8	4.71%	170	0.51%
7	Bunya	287	54.88%	62	11.85%	174	33.27%	523	7	1.32%	530	1.58%
8	Bunyaville	317	52.92%	77	12.85%	205	34.22%	599	14	2.28%	613	1.82%
9	Eatons Hill	1,213	55.06%	245	11.12%	745	33.82%	2,203	68	2.99%	2,271	6.75%
10	Enoggera	336	41.23%	174	21.35%	305	37.42%	815	35	4.12%	850	2.53%
11	Everton Park	266	43.68%	112	18.39%	231	37.93%	609	15	2.40%	624	1.85%
12	Everton Park East	461	43.37%	164	15.43%	438	41.20%	1,063	54	4.83%	1,117	3.32%
13	Everton Park North	729	45.96%	265	16.71%	592	37.33%	1,586	47	2.88%	1,633	4.85%
14	Gaythorne	140	35.81%	86	21.99%	165	42.20%	391	31	7.35%	422	1.25%
15	Grovely	153	41.24%	66	17.79%	152	40.97%	371	12	3.13%	383	1.14%
16	McDowall	423	51.77%	104	12.73%	290	35.50%	817	25	2.97%	842	2.50%
17	Mitchelton	290	45.10%	108	16.80%	245	38.10%	643	29	4.32%	672	2.00%
18	Mitchelton South	77	41.85%	31	16.85%	76	41.30%	184	7	3.66%	191	0.57%
19	Oxford Park	137	36.05%	58	15.26%	185	48.68%	380	14	3.55%	394	1.17%
20	Patricks Road	67	43.79%	28	18.30%	58	37.91%	153	6	3.77%	159	0.47%
21	South Pine	648	60.96%	98	9.22%	317	29.82%	1,063	45	4.06%	1,108	3.29%
22	Brisbane CBD All-Districts Centre	16	35.56%	16	35.56%	13	28.89%	45	3	6.25%	48	0.14%
23	Bundaberg All-Districts Centre	2	100.00%	0	0.00%	0	0.00%	2	0	0.00%	2	0.01%
24	Burleigh All-Districts Centre	0	0.00%	0	0.00%	0	0.00%	0	0	0.00%	0	0.00%
25	Cairns All-Districts Centre	0	0.00%	0	0.00%	0	0.00%	0	0	0.00%	0	0.00%
26	East Brisbane All-Districts Centre	0	0.00%	0	0.00%	0	0.00%	0	0	0.00%	0	0.00%
27	Hervey Bay All-Districts Centre	0	0.00%	0	0.00%	0	0.00%	0	0	0.00%	0	0.00%
28	Mackay All-Districts Centre	0	0.00%	1	100.00%	0	0.00%	1	0	0.00%	1	0.00%
29	Maroochydore All-Districts Centre	3	100.00%	0	0.00%	0	0.00%	3	0	0.00%	3	0.01%
30	Morayfield All-Districts Centre	0	0.00%	2	50.00%	2	50.00%	4	0	0.00%	4	0.01%
31	Noosa All-Districts Centre	5	83.33%	1	16.67%	0	0.00%	6	0	0.00%	6	0.02%
32	Oodgeroo All-Districts Centre	0	0.00%	0	0.00%	0	0.00%	0	0	0.00%	0	0.00%
33	Redcliffe All-Districts Centre	3	100.00%	0	0.00%	0	0.00%	3	0	0.00%	3	0.01%
34	Southport All-Districts Centre	0	0.00%	0	0.00%	2	100.00%	2	0	0.00%	2	0.01%
35	Telephone Voting	0	0.00%	0	0.00%	1	100.00%	1	0	0.00%	1	0.00%
36	Townsville All-Districts Centre	0	0.00%	0	0.00%	1	100.00%	1	0	0.00%	1	0.00%
37	Vulture Street All-Districts Centre	0	0.00%	0	0.00%	0	0.00%	0	0	0.00%	0	0.00%
38	Woolloongabba All-Districts Centre	0	0.00%	0	0.00%	0	0.00%	0	0	0.00%	0	0.00%
39	Brisbane CBD All-Districts Centre Pre-Poll	362	46.59%	143	18.40%	272	35.01%	777	14	1.77%	791	2.35%
40	Bundaberg All-Districts Centre Pre-Poll	6	85.71%	0	0.00%	1	14.29%	7	0	0.00%	7	0.02%
41	Burleigh All-Districts Centre Pre-Poll	1	33.33%	0	0.00%	2	66.67%	3	0	0.00%	3	0.01%
42	Cairns All-Districts Centre Pre-Poll	3	60.00%	0	0.00%	2	40.00%	5	0	0.00%	5	0.01%
43	Electoral Visit	64	80.00%	3	3.75%	13	16.25%	80	2	2.44%	82	0.24%
44	Hervey Bay All-Districts Centre Pre-poll	6	50.00%	0	0.00%	6	50.00%	12	0	0.00%	12	0.04%
45	Mackay All-Districts Centre Pre-Poll	0	0.00%	1	50.00%	1	50.00%	2	0	0.00%	2	0.01%
46	Maroochydore All-Districts Centre Pre-Poll	4	26.67%	1	6.67%	10	66.67%	15	0	0.00%	15	0.04%
47	Morayfield All-Districts Centre Pre-poll	19	70.37%	1	3.70%	7	25.93%	27	5	15.63%	32	0.10%
48	Noosa All-Districts Centre Pre-Poll	0	0.00%	0	0.00%	3	100.00%	3	0	0.00%	3	0.01%
49	Oodgeroo All-Districts Centre Pre-Poll	2	40.00%	0	0.00%	3	60.00%	5	0	0.00%	5	0.01%
50	Redcliffe All-Districts Centre Pre-Poll	29	58.00%	7	14.00%	14	28.00%	50	1	1.96%	51	0.15%
51	Southport All-Districts Centre Pre-Poll	3	60.00%	0	0.00%	2	40.00%	5	0	0.00%	5	0.01%
52	Telephone Voting - Pre-poll	0	0.00%	0	0.00%	2	100.00%	2	0	0.00%	2	0.01%
53	Townsville All-Districts Centre Pre-Poll	2	50.00%	0	0.00%	2	50.00%	4	0	0.00%	4	0.01%
54	eAssist - Coorparoo Pre-Poll	3	60.00%	1	20.00%	1	20.00%	5	0	0.00%	5	0.01%
55	Returning Officer Everton Pre-Poll	1,811	57.15%	256	8.08%	1,102	34.77%	3,169	82	2.52%	3,251	9.66%

56	Returning Officer Algester Pre-Poll	0	0.00%	0	0.00%	0	0.00%	0	0	0.00%	0	0.00%
57	Returning Officer Aspley Pre-Poll	123	56.42%	28	12.84%	67	30.73%	218	10	4.39%	228	0.68%
58	Returning Officer Bancroft Pre-Poll	0	0.00%	0	0.00%	2	100.00%	2	1	33.33%	3	0.01%
59	Returning Officer Barron River Pre-Poll	1	50.00%	0	0.00%	1	50.00%	2	0	0.00%	2	0.01%
60	Returning Officer Bonney Pre-Poll	0	0.00%	0	0.00%	0	0.00%	0	0	0.00%	0	0.00%
61	Returning Officer Broadwater Pre-Poll	1	50.00%	0	0.00%	1	50.00%	2	0	0.00%	2	0.01%
62	Returning Officer Buderim Pre-Poll	0	0.00%	0	0.00%	0	0.00%	0	0	0.00%	0	0.00%
63	Returning Officer Bulimba Pre-Poll	2	40.00%	2	40.00%	1	20.00%	5	0	0.00%	5	0.01%
64	Returning Officer Bundaberg Pre-Poll	6	85.71%	0	0.00%	1	14.29%	7	0	0.00%	7	0.02%
65	Returning Officer Bundamba Pre-Poll	1	100.00%	0	0.00%	0	0.00%	1	0	0.00%	1	0.00%
66	Returning Officer Burdekin Pre-Poll	0	0.00%	0	0.00%	0	0.00%	0	0	0.00%	0	0.00%
67	Returning Officer Burleigh Pre-Poll	1	33.33%	0	0.00%	2	66.67%	3	0	0.00%	3	0.01%
68	Returning Officer Burnett Pre-Poll	0	0.00%	0	0.00%	0	0.00%	0	0	0.00%	0	0.00%
69	Returning Officer Cairns Pre-Poll	0	0.00%	0	0.00%	0	0.00%	0	0	0.00%	0	0.00%
70	Returning Officer Callide Pre-Poll	0	0.00%	0	0.00%	0	0.00%	0	0	0.00%	0	0.00%
71	Returning Officer Caloundra Pre-Poll	2	25.00%	1	12.50%	5	62.50%	8	0	0.00%	8	0.02%
72	Returning Officer Capalaba Pre-Poll	0	0.00%	0	0.00%	1	100.00%	1	0	0.00%	1	0.00%
73	Returning Officer Chatsworth Pre-Poll	0	0.00%	1	100.00%	0	0.00%	1	0	0.00%	1	0.00%
74	Returning Officer Clayfield Pre-Poll	13	52.00%	5	20.00%	7	28.00%	25	1	3.85%	26	0.08%
75	Returning Officer Condamine Pre-Poll	1	100.00%	0	0.00%	0	0.00%	1	0	0.00%	1	0.00%
76	Returning Officer Cook Pre-Poll	0	0.00%	0	0.00%	0	0.00%	0	0	0.00%	0	0.00%
77	Returning Officer Coomera Pre-Poll	0	0.00%	0	0.00%	0	0.00%	0	0	0.00%	0	0.00%
78	Returning Officer Cooper Pre-Poll	5	38.46%	2	15.38%	6	46.15%	13	1	7.14%	14	0.04%
79	Returning Officer Currumbin Pre-Poll	0	0.00%	0	0.00%	2	100.00%	2	0	0.00%	2	0.01%
80	Returning Officer Ferny Grove Pre-Poll	209	52.64%	30	7.56%	158	39.80%	397	15	3.64%	412	1.22%
81	Returning Officer Gaven Pre-Poll	2	100.00%	0	0.00%	0	0.00%	2	0	0.00%	2	0.01%
82	Returning Officer Gladstone Pre-Poll	0	0.00%	0	0.00%	0	0.00%	0	0	0.00%	0	0.00%
83	Returning Officer Glass House Pre-Poll	1	100.00%	0	0.00%	0	0.00%	1	0	0.00%	1	0.00%
84	Returning Officer Greenslopes Pre-Poll	1	50.00%	1	50.00%	0	0.00%	2	0	0.00%	2	0.01%
85	Returning Officer Gregory Pre-Poll	0	0.00%	0	0.00%	0	0.00%	0	0	0.00%	0	0.00%
86	Returning Officer Gympie Pre-Poll	1	50.00%	0	0.00%	1	50.00%	2	0	0.00%	2	0.01%
87	Returning Officer Hervey Bay Pre-Poll	6	50.00%	0	0.00%	6	50.00%	12	0	0.00%	12	0.04%
88	Returning Officer Hill Pre-Poll	0	0.00%	0	0.00%	0	0.00%	0	0	0.00%	0	0.00%
89	Returning Officer Hinchinbrook Pre-Poll	0	0.00%	0	0.00%	0	0.00%	0	0	0.00%	0	0.00%
90	Returning Officer Inala Pre-Poll	0	0.00%	3	60.00%	2	40.00%	5	0	0.00%	5	0.01%
91	Returning Officer Ipswich Pre-Poll	0	0.00%	0	0.00%	1	100.00%	1	1	50.00%	2	0.01%
92	Returning Officer Ipswich West Pre-Poll	0	0.00%	0	0.00%	0	0.00%	0	0	0.00%	0	0.00%
93	Returning Officer Jordan Pre-Poll	1	100.00%	0	0.00%	0	0.00%	1	0	0.00%	1	0.00%
94	Returning Officer Kawana Pre-Poll	3	60.00%	1	20.00%	1	20.00%	5	0	0.00%	5	0.01%
95	Returning Officer Keppel Pre-Poll	0	0.00%	0	0.00%	1	100.00%	1	0	0.00%	1	0.00%
96	Returning Officer Kurwongbah Pre-Poll	2	66.67%	0	0.00%	1	33.33%	3	1	25.00%	4	0.01%
97	Returning Officer Lockyer Pre-Poll	1	100.00%	0	0.00%	0	0.00%	1	0	0.00%	1	0.00%
98	Returning Officer Logan Pre-Poll	1	100.00%	0	0.00%	0	0.00%	1	0	0.00%	1	0.00%
99	Returning Officer Lytton Pre-Poll	0	0.00%	0	0.00%	2	100.00%	2	0	0.00%	2	0.01%
100	Returning Officer Macalister Pre-Poll	0	0.00%	0	0.00%	0	0.00%	0	0	0.00%	0	0.00%
101	Returning Officer Mackay Pre-Poll	0	0.00%	0	0.00%	0	0.00%	0	0	0.00%	0	0.00%
102	Returning Officer Maiwar Pre-Poll	1	25.00%	2	50.00%	1	25.00%	4	0	0.00%	4	0.01%
103	Returning Officer Mansfield Pre-Poll	0	0.00%	0	0.00%	0	0.00%	0	0	0.00%	0	0.00%
104	Returning Officer Maroochydore Pre-Poll	7	38.89%	1	5.56%	10	55.56%	18	0	0.00%	18	0.05%
105	Returning Officer Maryborough Pre-Poll	1	50.00%	0	0.00%	1	50.00%	2	0	0.00%	2	0.01%
106	Returning Officer Mcconnel Pre-Poll	7	46.67%	1	6.67%	7	46.67%	15	0	0.00%	15	0.04%
107	Returning Officer Mermaid Beach Pre-Poll	0	0.00%	1	100.00%	0	0.00%	1	0	0.00%	1	0.00%
108	Returning Officer Miller Pre-Poll	2	66.67%	0	0.00%	1	33.33%	3	0	0.00%	3	0.01%
109	Returning Officer Mirani Pre-Poll	0	0.00%	0	0.00%	0	0.00%	0	0	0.00%	0	0.00%
110	Returning Officer Moggill Pre-Poll	2	66.67%	0	0.00%	1	33.33%	3	0	0.00%	3	0.01%
111	Returning Officer Morayfield Pre-Poll	0	0.00%	0	0.00%	0	0.00%	0	0	0.00%	0	0.00%
112	Returning Officer Mount Ommaney Pre-Poll	0	0.00%	1	50.00%	1	50.00%	2	0	0.00%	2	0.01%
113	Returning Officer Mudgeeraba Pre-Poll	0	0.00%	0	0.00%	0	0.00%	0	0	0.00%	0	0.00%
114	Returning Officer Mulgrave Pre-Poll	0	0.00%	0	0.00%	0	0.00%	0	0	0.00%	0	0.00%
115	Returning Officer Mundingburra Pre-Poll	0	0.00%	0	0.00%	0	0.00%	0	0	0.00%	0	0.00%
116	Returning Officer Murrumba Pre-Poll	6	46.15%	2	15.38%	5	38.46%	13	2	13.33%	15	0.04%
117	Returning Officer Nanango Pre-Poll	0	0.00%	0	0.00%	0	0.00%	0	0	0.00%	0	0.00%
118	Returning Officer Nicklin Pre-Poll	0	0.00%	0	0.00%	0	0.00%	0	0	0.00%	0	0.00%
119	Returning Officer Ninderry Pre-Poll	0	0.00%	0	0.00%	0	0.00%	0	0	0.00%	0	0.00%

120	Returning Officer Noosa Pre-Poll	0	0.00%	0	0.00%	0	0.00%	0	0	0.00%	0	0.00%
121	Returning Officer Nudgee Pre-Poll	7	46.67%	1	6.67%	7	46.67%	15	0	0.00%	15	0.04%
122	Returning Officer Oodgeroo Pre-Poll	2	40.00%	0	0.00%	3	60.00%	5	0	0.00%	5	0.01%
123	Returning Officer Pine Rivers Pre-Poll	208	58.92%	36	10.20%	109	30.88%	353	7	1.94%	360	1.07%
124	Returning Officer Pumicestone Pre-Poll	0	0.00%	1	33.33%	2	66.67%	3	0	0.00%	3	0.01%
125	Returning Officer Redcliffe Pre-Poll	29	58.00%	7	14.00%	14	28.00%	50	1	1.96%	51	0.15%
126	Returning Officer Redlands Pre-Poll	0	0.00%	0	0.00%	0	0.00%	0	0	0.00%	0	0.00%
127	Returning Officer Rockhampton Pre-Poll	2	40.00%	0	0.00%	3	60.00%	5	0	0.00%	5	0.01%
128	Returning Officer Sandgate Pre-Poll	14	60.87%	1	4.35%	8	34.78%	23	0	0.00%	23	0.07%
129	Returning Officer Scenic Rim Pre-Poll	0	0.00%	0	0.00%	0	0.00%	0	1	0.00%	1	0.00%
130	Returning Officer South Brisbane Pre-Poll	18	50.00%	3	8.33%	15	41.67%	36	1	2.70%	37	0.11%
131	Returning Officer Southern Downs Pre-Poll	3	75.00%	0	0.00%	1	25.00%	4	0	0.00%	4	0.01%
132	Returning Officer Southport Pre-Poll	3	42.86%	0	0.00%	4	57.14%	7	0	0.00%	7	0.02%
133	Returning Officer Springwood Pre-Poll	2	66.67%	1	33.33%	0	0.00%	3	0	0.00%	3	0.01%
134	Returning Officer Stafford Pre-Poll	41	61.19%	6	8.96%	20	29.85%	67	2	2.90%	69	0.21%
135	Returning Officer Stretton Pre-Poll	0	0.00%	0	0.00%	0	0.00%	0	0	0.00%	0	0.00%
136	Returning Officer Surfers Paradise Pre-Poll	0	0.00%	0	0.00%	1	100.00%	1	0	0.00%	1	0.00%
137	Returning Officer Theodore Pre-Poll	0	0.00%	0	0.00%	0	0.00%	0	0	0.00%	0	0.00%
138	Returning Officer Thuringowa Pre-Poll	0	0.00%	0	0.00%	0	0.00%	0	0	0.00%	0	0.00%
139	Returning Officer Toohey Pre-Poll	1	25.00%	2	50.00%	1	25.00%	4	0	0.00%	4	0.01%
140	Returning Officer Toowoomba North Pre-Poll	0	0.00%	0	0.00%	0	0.00%	0	0	0.00%	0	0.00%
141	Returning Officer Toowoomba South Pre-Poll	2	50.00%	0	0.00%	2	50.00%	4	0	0.00%	4	0.01%
142	Returning Officer Townsville Pre-Poll	0	0.00%	0	0.00%	0	0.00%	0	0	0.00%	0	0.00%
143	Returning Officer Traeger Pre-Poll	0	0.00%	0	0.00%	1	100.00%	1	0	0.00%	1	0.00%
144	Returning Officer Warrego Pre-Poll	2	66.67%	0	0.00%	1	33.33%	3	0	0.00%	3	0.01%
145	Returning Officer Waterford Pre-Poll	0	0.00%	0	0.00%	0	0.00%	0	0	0.00%	0	0.00%
146	Returning Officer Whitsunday Pre-Poll	1	100.00%	0	0.00%	0	0.00%	1	0	0.00%	1	0.00%
147	Returning Officer Woodridge Pre-Poll	1	50.00%	0	0.00%	1	50.00%	2	0	0.00%	2	0.01%
	Polling Booth Totals	**12,928**	**51.15%**	**3,134**	**12.40%**	**9,215**	**36.46%**	**25,277**	**803**	**3.08%**	**26,080**	**77.52%**
	Postal, Special Postal, Unenrolled Votes	2,797	57.78%	478	9.87%	1,566	32.35%	4,841	370	7.10%	5,211	15.49%
	Pre-Poll (In Person) Absent Votes	201	59.47%	33	9.76%	104	30.77%	338	12	3.43%	350	1.04%
	Polling Day Absent Votes	749	42.53%	331	18.80%	681	38.67%	1,761	81	4.40%	1,842	5.48%
	Declared Institution Votes	45	62.50%	4	5.56%	23	31.94%	72	2	2.70%	74	0.22%
	Polling Day Declaration Votes	36	45.00%	17	21.25%	27	33.75%	80	5	5.88%	85	0.25%
	Uncertain Identity	0	0.00%	0	0.00%	0	0.00%	0	0	0.00%	0	0.00%
	Declaration and Pre-Poll Votes Totals	**3,828**	**53.98%**	**863**	**12.17%**	**2,401**	**33.86%**	**7,092**	**470**	**6.22%**	**7,562**	**22.48%**
	Total First Preference Votes	**16,756**	**51.77%**	**3,997**	**12.35%**	**11,616**	**35.89%**	**32,369**	**1,273**	**3.78%**	**33,642**	**100.00%**

Distribution of Preferences

Preference Distribution	* MANDER Tim Votes	%	CLINCH Bridget Votes	%	GREENE David Votes	%	Votes remaining in count	Exhausted Votes	%	Total Formal Votes
First Preference Votes	16,756	51.77%	3,997	12.35%	11,616	35.89%	32,369			32,369
CLINCH Excluded (1st)	**1,028**	**25.72%**			**2,969**	**74.28%**	**3,997**	**0**	**0.00%**	**3,997**
District Total	**17,784**	**54.94%**			**14,585**	**45.06%**	**32,369**	**0**	**0.00%**	**32,369**

*** Indicates the winner**

26 - Electoral District of Ferny Grove

First Preference Votes Polled for each Candidate at each Polling Booth

Booth No.	Polling Booth	WORLD Elizabeth GRN Votes	%	ELSTON Nick LNP Votes	%	* FURNER Mark ALP Votes	%	FOO Lisa Votes	%	Total Formal Votes	Informal Votes	%	Total Votes	% of Total Votes
1	Alderley Kindergarten	155	25.66%	179	29.64%	233	38.58%	37	6.13%	604	19	3.05%	623	1.94%
2	Arana	101	19.35%	181	34.67%	211	40.42%	29	5.56%	522	18	3.33%	540	1.69%
3	Ashgrove	44	30.77%	51	35.66%	44	30.77%	4	2.80%	143	4	2.72%	147	0.46%
4	Ashgrove West	13	14.61%	43	48.31%	33	37.08%	0	0.00%	89	2	2.20%	91	0.28%
5	Bunya	105	14.38%	352	48.22%	255	34.93%	18	2.47%	730	15	2.01%	745	2.33%
6	Bunyaville	9	15.25%	24	40.68%	23	38.98%	3	5.08%	59	1	1.67%	60	0.19%
7	Dorrington	151	16.54%	418	45.78%	326	35.71%	18	1.97%	913	19	2.04%	932	2.91%
8	Enoggera	40	18.78%	62	29.11%	93	43.66%	18	8.45%	213	27	11.25%	240	0.75%
9	Enoggera South	177	16.54%	440	41.12%	405	37.85%	48	4.49%	1,070	40	3.60%	1,110	3.46%
10	Ferny Grove	358	13.89%	999	38.77%	1,104	42.84%	116	4.50%	2,577	67	2.53%	2,644	8.25%
11	Ferny Grove West	137	9.45%	661	45.62%	619	42.72%	32	2.21%	1,449	42	2.82%	1,491	4.65%
12	Ferny Hills	286	18.67%	511	33.36%	658	42.95%	77	5.03%	1,532	38	2.42%	1,570	4.90%
13	Gaythorne	161	16.97%	402	42.36%	339	35.72%	47	4.95%	949	18	1.86%	967	3.02%
14	Grovely	235	24.63%	256	26.83%	421	44.13%	42	4.40%	954	43	4.31%	997	3.11%
15	Keperra South	203	12.48%	662	40.69%	698	42.90%	64	3.93%	1,627	52	3.10%	1,679	5.24%
16	Mitchelton	42	17.65%	96	40.34%	93	39.08%	7	2.94%	238	6	2.46%	244	0.76%
17	Mitchelton South	294	17.68%	710	42.69%	603	36.26%	56	3.37%	1,663	44	2.58%	1,707	5.33%
18	Newmarket	281	23.65%	460	38.72%	426	35.86%	21	1.77%	1,188	31	2.54%	1,219	3.80%
19	Oxford Park	86	17.52%	166	33.81%	216	43.99%	23	4.68%	491	11	2.19%	502	1.57%
20	Patricks Road	337	18.80%	639	35.64%	723	40.32%	94	5.24%	1,793	45	2.45%	1,838	5.74%
21	Brisbane CBD All-Districts Centre	20	35.09%	16	28.07%	21	36.84%	0	0.00%	57	3	5.00%	60	0.19%
22	Bundaberg All-Districts Centre	0	0.00%	2	50.00%	1	25.00%	1	25.00%	4	0	0.00%	4	0.01%
23	Burleigh All-Districts Centre	0	0.00%	0	0.00%	1	100.00%	0	0.00%	1	0	0.00%	1	0.00%
24	Cairns All-Districts Centre	2	50.00%	1	25.00%	1	25.00%	0	0.00%	4	0	0.00%	4	0.01%
25	East Brisbane All-Districts Centre	5	35.71%	6	42.86%	3	21.43%	0	0.00%	14	0	0.00%	14	0.04%
26	Hervey Bay All-Districts Centre	0	0.00%	0	0.00%	0	0.00%	0	0.00%	0	0	0.00%	0	0.00%
27	Mackay All-Districts Centre	0	0.00%	3	75.00%	1	25.00%	0	0.00%	4	0	0.00%	4	0.01%
28	Maroochydore All-Districts Centre	0	0.00%	0	0.00%	2	100.00%	0	0.00%	2	0	0.00%	2	0.01%
29	Morayfield All-Districts Centre	0	0.00%	0	0.00%	0	0.00%	0	0.00%	0	0	0.00%	0	0.00%
30	Noosa All-Districts Centre	1	12.50%	5	62.50%	2	25.00%	0	0.00%	8	2	20.00%	10	0.03%
31	Oodgeroo All-Districts Centre	0	0.00%	0	0.00%	0	0.00%	0	0.00%	0	0	0.00%	0	0.00%
32	Redcliffe All-Districts Centre	1	50.00%	1	50.00%	0	0.00%	0	0.00%	2	0	0.00%	2	0.01%
33	Southport All-Districts Centre	0	0.00%	0	0.00%	0	0.00%	0	0.00%	0	0	0.00%	0	0.00%
34	Telephone Voting	0	0.00%	0	0.00%	1	100.00%	0	0.00%	1	0	0.00%	1	0.00%
35	Townsville All-Districts Centre	0	0.00%	0	0.00%	0	0.00%	0	0.00%	0	0	0.00%	0	0.00%
36	Vulture Street All-Districts Centre	0	0.00%	1	100.00%	0	0.00%	0	0.00%	1	0	0.00%	1	0.00%
37	Woolloongabba All-Districts Centre	4	33.33%	5	41.67%	3	25.00%	0	0.00%	12	0	0.00%	12	0.04%
38	Brisbane CBD All-Districts Centre Pre-Poll	211	19.48%	381	35.18%	459	42.38%	32	2.95%	1,083	22	1.99%	1,105	3.45%
39	Bundaberg All-Districts Centre Pre-Poll	0	0.00%	0	0.00%	0	0.00%	0	0.00%	0	0	0.00%	0	0.00%
40	Burleigh All-Districts Centre Pre-Poll	2	25.00%	4	50.00%	2	25.00%	0	0.00%	8	0	0.00%	8	0.02%
41	Cairns All-Districts Centre Pre-Poll	2	50.00%	1	25.00%	1	25.00%	0	0.00%	4	0	0.00%	4	0.01%
42	Electoral Visit	19	6.17%	180	58.44%	103	33.44%	6	1.95%	308	8	2.53%	316	0.99%
43	Hervey Bay All-Districts Centre Pre-poll	0	0.00%	4	44.44%	4	44.44%	1	11.11%	9	0	0.00%	9	0.03%
44	Mackay All-Districts Centre Pre-Poll	0	0.00%	1	100.00%	0	0.00%	0	0.00%	1	1	50.00%	2	0.01%
45	Maroochydore All-Districts Centre Pre-Poll	0	0.00%	10	76.92%	3	23.08%	0	0.00%	13	0	0.00%	13	0.04%
46	Morayfield All-Districts Centre Pre-poll	0	0.00%	5	55.56%	4	44.44%	0	0.00%	9	0	0.00%	9	0.03%
47	Noosa All-Districts Centre Pre-Poll	0	0.00%	2	50.00%	2	50.00%	0	0.00%	4	1	20.00%	5	0.02%
48	Oodgeroo All-Districts Centre Pre-Poll	0	0.00%	0	0.00%	2	100.00%	0	0.00%	2	0	0.00%	2	0.01%
49	Redcliffe All-Districts Centre Pre-Poll	5	35.71%	2	14.29%	5	35.71%	2	14.29%	14	1	6.67%	15	0.05%
50	Southport All-Districts Centre Pre-Poll	3	37.50%	5	62.50%	0	0.00%	0	0.00%	8	0	0.00%	8	0.02%
51	Telephone Voting - Pre-poll	1	6.67%	2	13.33%	9	60.00%	3	20.00%	15	1	6.25%	16	0.05%
52	Townsville All-Districts Centre Pre-Poll	1	16.67%	3	50.00%	2	33.33%	0	0.00%	6	0	0.00%	6	0.02%
53	eAssist - Coorparoo Pre-Poll	2	40.00%	2	40.00%	1	20.00%	0	0.00%	5	0	0.00%	5	0.02%
54	Returning Officer Ferny Grove Pre-Poll	330	8.66%	1,739	45.63%	1,645	43.16%	97	2.55%	3,811	70	1.80%	3,881	12.11%
55	Returning Officer Algester Pre-Poll	0	0.00%	0	0.00%	0	0.00%	0	0.00%	0	0	0.00%	0	0.00%
56	Returning Officer Aspley Pre-Poll	4	13.33%	8	26.67%	15	50.00%	3	10.00%	30	2	6.25%	32	0.10%
57	Returning Officer Bancroft Pre-Poll	0	0.00%	1	50.00%	1	50.00%	0	0.00%	2	0	0.00%	2	0.01%
58	Returning Officer Barron River Pre-Poll	0	0.00%	0	0.00%	0	0.00%	0	0.00%	0	0	0.00%	0	0.00%
59	Returning Officer Bonney Pre-Poll	0	0.00%	2	100.00%	0	0.00%	0	0.00%	2	0	0.00%	2	0.01%
60	Returning Officer Broadwater Pre-Poll	0	0.00%	0	0.00%	0	0.00%	0	0.00%	0	0	0.00%	0	0.00%
61	Returning Officer Buderim Pre-Poll	0	0.00%	0	0.00%	1	100.00%	0	0.00%	1	0	0.00%	1	0.00%
62	Returning Officer Bulimba Pre-Poll	2	66.67%	1	33.33%	0	0.00%	0	0.00%	3	1	25.00%	4	0.01%

63	Returning Officer Bundaberg Pre-Poll	0	0.00%	0	0.00%	0	0.00%	0	0.00%	0	0	0.00%	0	0.00%
64	Returning Officer Bundamba Pre-Poll	0	0.00%	1	100.00%	0	0.00%	0	0.00%	1	0	0.00%	1	0.00%
65	Returning Officer Burdekin Pre-Poll	0	0.00%	0	0.00%	0	0.00%	0	0.00%	0	0	0.00%	0	0.00%
66	Returning Officer Burleigh Pre-Poll	0	0.00%	0	0.00%	1	100.00%	0	0.00%	1	0	0.00%	1	0.00%
67	Returning Officer Burnett Pre-Poll	0	0.00%	0	0.00%	0	0.00%	0	0.00%	0	0	0.00%	0	0.00%
68	Returning Officer Cairns Pre-Poll	0	0.00%	0	0.00%	0	0.00%	0	0.00%	0	0	0.00%	0	0.00%
69	Returning Officer Callide Pre-Poll	0	0.00%	0	0.00%	0	0.00%	0	0.00%	0	0	0.00%	0	0.00%
70	Returning Officer Caloundra Pre-Poll	0	0.00%	7	70.00%	3	30.00%	0	0.00%	10	2	16.67%	12	0.04%
71	Returning Officer Capalaba Pre-Poll	1	100.00%	0	0.00%	0	0.00%	0	0.00%	1	0	0.00%	1	0.00%
72	Returning Officer Chatsworth Pre-Poll	0	0.00%	0	0.00%	0	0.00%	0	0.00%	0	0	0.00%	0	0.00%
73	Returning Officer Clayfield Pre-Poll	3	33.33%	3	33.33%	3	33.33%	0	0.00%	9	0	0.00%	9	0.03%
74	Returning Officer Condamine Pre-Poll	0	0.00%	1	100.00%	0	0.00%	0	0.00%	1	0	0.00%	1	0.00%
75	Returning Officer Cook Pre-Poll	0	0.00%	0	0.00%	1	100.00%	0	0.00%	1	0	0.00%	1	0.00%
76	Returning Officer Coomera Pre-Poll	0	0.00%	0	0.00%	0	0.00%	0	0.00%	0	0	0.00%	0	0.00%
77	Returning Officer Cooper Pre-Poll	8	15.69%	25	49.02%	17	33.33%	1	1.96%	51	3	5.56%	54	0.17%
78	Returning Officer Currumbin Pre-Poll	1	100.00%	0	0.00%	0	0.00%	0	0.00%	1	0	0.00%	1	0.00%
79	Returning Officer Everton Pre-Poll	15	12.10%	51	41.13%	55	44.35%	3	2.42%	124	3	2.36%	127	0.40%
80	Returning Officer Gaven Pre-Poll	1	50.00%	0	0.00%	1	50.00%	0	0.00%	2	0	0.00%	2	0.01%
81	Returning Officer Gladstone Pre-Poll	0	0.00%	1	33.33%	2	66.67%	0	0.00%	3	0	0.00%	3	0.01%
82	Returning Officer Glass House Pre-Poll	0	0.00%	0	0.00%	0	0.00%	0	0.00%	0	0	0.00%	0	0.00%
83	Returning Officer Greenslopes Pre-Poll	0	0.00%	0	0.00%	0	0.00%	1	100.00%	1	0	0.00%	1	0.00%
84	Returning Officer Gregory Pre-Poll	1	50.00%	0	0.00%	1	50.00%	0	0.00%	2	0	0.00%	2	0.01%
85	Returning Officer Gympie Pre-Poll	1	50.00%	0	0.00%	1	50.00%	0	0.00%	2	0	0.00%	2	0.01%
86	Returning Officer Hervey Bay Pre-Poll	0	0.00%	0	0.00%	0	0.00%	0	0.00%	0	0	0.00%	0	0.00%
87	Returning Officer Hill Pre-Poll	0	0.00%	0	0.00%	1	100.00%	0	0.00%	1	0	0.00%	1	0.00%
88	Returning Officer Hinchinbrook Pre-Poll	0	0.00%	1	50.00%	1	50.00%	0	0.00%	2	0	0.00%	2	0.01%
89	Returning Officer Inala Pre-Poll	0	0.00%	0	0.00%	1	100.00%	0	0.00%	1	0	0.00%	1	0.00%
90	Returning Officer Ipswich Pre-Poll	2	40.00%	2	40.00%	1	20.00%	0	0.00%	5	0	0.00%	5	0.02%
91	Returning Officer Ipswich West Pre-Poll	0	0.00%	0	0.00%	0	0.00%	0	0.00%	0	0	0.00%	0	0.00%
92	Returning Officer Jordan Pre-Poll	0	0.00%	3	75.00%	1	25.00%	0	0.00%	4	1	20.00%	5	0.02%
93	Returning Officer Kawana Pre-Poll	0	0.00%	0	0.00%	1	100.00%	0	0.00%	1	0	0.00%	1	0.00%
94	Returning Officer Keppel Pre-Poll	1	100.00%	0	0.00%	0	0.00%	0	0.00%	1	0	0.00%	1	0.00%
95	Returning Officer Kurwongbah Pre-Poll	1	33.33%	2	66.67%	0	0.00%	0	0.00%	3	0	0.00%	3	0.01%
96	Returning Officer Lockyer Pre-Poll	0	0.00%	0	0.00%	0	0.00%	0	0.00%	0	0	0.00%	0	0.00%
97	Returning Officer Logan Pre-Poll	0	0.00%	0	0.00%	1	100.00%	0	0.00%	1	0	0.00%	1	0.00%
98	Returning Officer Lytton Pre-Poll	3	60.00%	2	40.00%	0	0.00%	0	0.00%	5	0	0.00%	5	0.02%
99	Returning Officer Macalister Pre-Poll	0	0.00%	0	0.00%	0	0.00%	0	0.00%	0	0	0.00%	0	0.00%
100	Returning Officer Mackay Pre-Poll	0	0.00%	0	0.00%	0	0.00%	0	0.00%	0	0	0.00%	0	0.00%
101	Returning Officer Maiwar Pre-Poll	5	41.67%	3	25.00%	3	25.00%	1	8.33%	12	0	0.00%	12	0.04%
102	Returning Officer Mansfield Pre-Poll	0	0.00%	1	100.00%	0	0.00%	0	0.00%	1	0	0.00%	1	0.00%
103	Returning Officer Maroochydore Pre-Poll	0	0.00%	0	0.00%	0	0.00%	0	0.00%	0	0	0.00%	0	0.00%
104	Returning Officer Maryborough Pre-Poll	1	100.00%	0	0.00%	0	0.00%	0	0.00%	1	0	0.00%	1	0.00%
105	Returning Officer Mcconnel Pre-Poll	4	12.50%	14	43.75%	12	37.50%	2	6.25%	32	0	0.00%	32	0.10%
106	Returning Officer Mermaid Beach Pre-Poll	0	0.00%	0	0.00%	2	100.00%	0	0.00%	2	0	0.00%	2	0.01%
107	Returning Officer Miller Pre-Poll	1	50.00%	0	0.00%	1	50.00%	0	0.00%	2	0	0.00%	2	0.01%
108	Returning Officer Mirani Pre-Poll	1	100.00%	0	0.00%	0	0.00%	0	0.00%	1	0	0.00%	1	0.00%
109	Returning Officer Moggill Pre-Poll	1	14.29%	3	42.86%	3	42.86%	0	0.00%	7	0	0.00%	7	0.02%
110	Returning Officer Morayfield Pre-Poll	0	0.00%	0	0.00%	0	0.00%	0	0.00%	0	0	0.00%	0	0.00%
111	Returning Officer Mount Ommaney Pre-Poll	0	0.00%	0	0.00%	1	100.00%	0	0.00%	1	1	50.00%	2	0.01%
112	Returning Officer Mudgeeraba Pre-Poll	0	0.00%	0	0.00%	0	0.00%	0	0.00%	0	0	0.00%	0	0.00%
113	Returning Officer Mulgrave Pre-Poll	0	0.00%	0	0.00%	0	0.00%	0	0.00%	0	0	0.00%	0	0.00%
114	Returning Officer Mundingburra Pre-Poll	0	0.00%	0	0.00%	0	0.00%	0	0.00%	0	0	0.00%	0	0.00%
115	Returning Officer Murrumba Pre-Poll	4	66.67%	0	0.00%	2	33.33%	0	0.00%	6	0	0.00%	6	0.02%
116	Returning Officer Nanango Pre-Poll	0	0.00%	0	0.00%	1	100.00%	0	0.00%	1	0	0.00%	1	0.00%
117	Returning Officer Nicklin Pre-Poll	0	0.00%	0	0.00%	0	0.00%	0	0.00%	0	0	0.00%	0	0.00%
118	Returning Officer Ninderry Pre-Poll	0	0.00%	0	0.00%	0	0.00%	0	0.00%	0	0	0.00%	0	0.00%
119	Returning Officer Noosa Pre-Poll	0	0.00%	0	0.00%	0	0.00%	0	0.00%	0	0	0.00%	0	0.00%
120	Returning Officer Nudgee Pre-Poll	1	16.67%	1	16.67%	3	50.00%	1	16.67%	6	1	14.29%	7	0.02%
121	Returning Officer Oodgeroo Pre-Poll	0	0.00%	0	0.00%	0	0.00%	0	0.00%	0	0	0.00%	0	0.00%
122	Returning Officer Pine Rivers Pre-Poll	3	9.68%	16	51.61%	12	38.71%	0	0.00%	31	1	3.13%	32	0.10%
123	Returning Officer Pumicestone Pre-Poll	1	25.00%	2	50.00%	1	25.00%	0	0.00%	4	0	0.00%	4	0.01%
124	Returning Officer Redcliffe Pre-Poll	0	0.00%	0	0.00%	0	0.00%	0	0.00%	0	0	0.00%	0	0.00%
125	Returning Officer Redlands Pre-Poll	1	50.00%	1	50.00%	0	0.00%	0	0.00%	2	0	0.00%	2	0.01%
126	Returning Officer Rockhampton Pre-Poll	1	33.33%	2	66.67%	0	0.00%	0	0.00%	3	0	0.00%	3	0.01%
127	Returning Officer Sandgate Pre-Poll	2	22.22%	3	33.33%	4	44.44%	0	0.00%	9	0	0.00%	9	0.03%
128	Returning Officer Scenic Rim Pre-Poll	0	0.00%	0	0.00%	0	0.00%	0	0.00%	0	0	0.00%	0	0.00%
129	Returning Officer South Brisbane Pre-Poll	3	18.75%	4	25.00%	8	50.00%	1	6.25%	16	0	0.00%	16	0.05%
130	Returning Officer Southern Downs Pre-Poll	0	0.00%	0	0.00%	0	0.00%	0	0.00%	0	0	0.00%	0	0.00%
131	Returning Officer Southport Pre-Poll	0	0.00%	0	0.00%	0	0.00%	0	0.00%	0	0	0.00%	0	0.00%
132	Returning Officer Springwood Pre-Poll	0	0.00%	1	50.00%	1	50.00%	0	0.00%	2	0	0.00%	2	0.01%
133	Returning Officer Stafford Pre-Poll	4	6.78%	30	50.85%	23	38.98%	2	3.39%	59	3	4.84%	62	0.19%

134	Returning Officer Stretton Pre-Poll	0	0.00%	0	0.00%	0	0.00%	0	0.00%	0	0	0.00%	0	0.00%
135	Returning Officer Surfers Paradise Pre-Poll	0	0.00%	0	0.00%	0	0.00%	0	0.00%	0	0	0.00%	0	0.00%
136	Returning Officer Theodore Pre-Poll	0	0.00%	0	0.00%	1	100.00%	0	0.00%	1	0	0.00%	1	0.00%
137	Returning Officer Thuringowa Pre-Poll	0	0.00%	0	0.00%	0	0.00%	0	0.00%	0	0	0.00%	0	0.00%
138	Returning Officer Toohey Pre-Poll	0	0.00%	0	0.00%	0	0.00%	0	0.00%	0	1	0.00%	1	0.00%
139	Returning Officer Toowoomba North Pre-Poll	0	0.00%	1	100.00%	0	0.00%	0	0.00%	1	2	66.67%	3	0.01%
140	Returning Officer Toowoomba South Pre-Poll	0	0.00%	0	0.00%	0	0.00%	0	0.00%	0	0	0.00%	0	0.00%
141	Returning Officer Townsville Pre-Poll	0	0.00%	0	0.00%	0	0.00%	0	0.00%	0	0	0.00%	0	0.00%
142	Returning Officer Traeger Pre-Poll	0	0.00%	0	0.00%	0	0.00%	1	100.00%	1	0	0.00%	1	0.00%
143	Returning Officer Warrego Pre-Poll	0	0.00%	0	0.00%	0	0.00%	0	0.00%	0	0	0.00%	0	0.00%
144	Returning Officer Waterford Pre-Poll	0	0.00%	0	0.00%	0	0.00%	0	0.00%	0	0	0.00%	0	0.00%
145	Returning Officer Whitsunday Pre-Poll	0	0.00%	0	0.00%	0	0.00%	0	0.00%	0	0	0.00%	0	0.00%
146	Returning Officer Woodridge Pre-Poll	0	0.00%	0	0.00%	0	0.00%	0	0.00%	0	0	0.00%	0	0.00%
	Polling Booth Totals	**3,901**	**15.80%**	**9,886**	**40.05%**	**9,988**	**40.46%**	**912**	**3.69%**	**24,687**	**672**	**2.65%**	**25,359**	**79.14%**
	Postal, Special Postal, Unenrolled Votes	506	11.30%	1,891	42.25%	1,890	42.23%	189	4.22%	4,476	235	4.99%	4,711	14.70%
	Pre-Poll (In Person) Absent Votes	16	11.85%	60	44.44%	51	37.78%	8	5.93%	135	3	2.17%	138	0.43%
	Polling Day Absent Votes	371	23.23%	549	34.38%	584	36.57%	93	5.82%	1,597	65	3.91%	1,662	5.19%
	Declared Institution Votes	9	12.00%	23	30.67%	41	54.67%	2	2.67%	75	1	1.32%	76	0.24%
	Polling Day Declaration Votes	17	18.09%	37	39.36%	36	38.30%	4	4.26%	94	2	2.08%	96	0.30%
	Uncertain Identity	0	0.00%	0	0.00%	0	0.00%	0	0.00%	0	0	0.00%	0	0.00%
	Declaration and Pre-Poll Votes Totals	**919**	**14.41%**	**2,560**	**40.14%**	**2,602**	**40.80%**	**296**	**4.64%**	**6,377**	**306**	**4.58%**	**6,683**	**20.86%**
	Total First Preference Votes	**4,820**	**15.52%**	**12,446**	**40.07%**	**12,590**	**40.53%**	**1,208**	**3.89%**	**31,064**	**978**	**3.05%**	**32,042**	**100.00%**

Distribution of Preferences

Preference Distribution	WORLD Elizabeth Votes	%	ELSTON Nick Votes	%	* FURNER Mark Votes	%	FOO Lisa Votes	%	Votes remaining in count	Exhausted Votes	%	Total Formal Votes
First Preference Votes	4,820	15.52%	12,446	40.07%	12,590	40.53%	1,208	3.89%	31,064			31,064
FOO Excluded (1st)	**561**	**46.44%**	**334**	**27.65%**	**313**	**25.91%**			**1,208**	**0**	**0.00%**	**1,208**
Total	5,381	17.32%	12,780	41.14%	12,903	41.54%			31,064	0	0.00%	31,064
WORLD Excluded (2nd)			**1,313**	**24.40%**	**4,068**	**75.60%**			**5,381**	**0**	**0.00%**	**5,381**
District Total			**14,093**	**45.37%**	**16,971**	**54.63%**			**31,064**	**0**	**0.00%**	**31,064**

*** Indicates the winner**

27 - Electoral District of Gaven

First Preference Votes Polled for each Candidate at each Polling Booth

Booth No.	Polling Booth	CRAMP Sid LNP Votes	%	* SCANLON Meaghan ALP Votes	%	SPAIN Sally GRN Votes	%	Total Formal Votes	Informal Votes	%	Total Votes	% of Total Votes
1	Carrara	1,128	52.69%	819	38.25%	194	9.06%	2,141	116	5.14%	2,257	7.97%
2	Earle Haven	486	52.43%	368	39.70%	73	7.87%	927	53	5.41%	980	3.46%
3	Gaven	157	46.04%	146	42.82%	38	11.14%	341	41	10.73%	382	1.35%
4	Nerang PYC	989	42.09%	1,126	47.91%	235	10.00%	2,350	139	5.58%	2,489	8.79%
5	Nerang Primary	304	41.42%	340	46.32%	90	12.26%	734	44	5.66%	778	2.75%
6	Nerang West	1,007	42.96%	1,071	45.69%	266	11.35%	2,344	217	8.47%	2,561	9.04%
7	Oxenford	51	47.22%	40	37.04%	17	15.74%	108	8	6.90%	116	0.41%
8	Pacific Pines	1,147	41.35%	1,349	48.63%	278	10.02%	2,774	186	6.28%	2,960	10.45%
9	William Duncan	1,030	42.14%	1,134	46.40%	280	11.46%	2,444	244	9.08%	2,688	9.49%
10	Worongary	261	38.27%	337	49.41%	84	12.32%	682	42	5.80%	724	2.56%
11	Brisbane CBD All-Districts Centre	5	83.33%	1	16.67%	0	0.00%	6	1	14.29%	7	0.02%
12	Bundaberg All-Districts Centre	2	100.00%	0	0.00%	0	0.00%	2	0	0.00%	2	0.01%
13	Burleigh All-Districts Centre	6	60.00%	3	30.00%	1	10.00%	10	2	16.67%	12	0.04%
14	Cairns All-Districts Centre	0	0.00%	0	0.00%	1	100.00%	1	0	0.00%	1	0.00%
15	East Brisbane All-Districts Centre	0	0.00%	0	0.00%	0	0.00%	0	0	0.00%	0	0.00%
16	Hervey Bay All-Districts Centre	0	0.00%	0	0.00%	0	0.00%	0	0	0.00%	0	0.00%
17	Mackay All-Districts Centre	0	0.00%	0	0.00%	0	0.00%	0	1	0.00%	1	0.00%
18	Maroochydore All-Districts Centre	0	0.00%	0	0.00%	0	0.00%	0	0	0.00%	0	0.00%
19	Morayfield All-Districts Centre	0	0.00%	0	0.00%	0	0.00%	0	0	0.00%	0	0.00%
20	Noosa All-Districts Centre	0	0.00%	0	0.00%	0	0.00%	0	0	0.00%	0	0.00%
21	Oodgeroo All-Districts Centre	0	0.00%	0	0.00%	0	0.00%	0	0	0.00%	0	0.00%
22	Redcliffe All-Districts Centre	0	0.00%	1	100.00%	0	0.00%	1	0	0.00%	1	0.00%
23	Southport All-Districts Centre	14	42.42%	11	33.33%	8	24.24%	33	4	10.81%	37	0.13%
24	Telephone Voting	0	0.00%	0	0.00%	0	0.00%	0	0	0.00%	0	0.00%
25	Townsville All-Districts Centre	0	0.00%	0	0.00%	0	0.00%	0	0	0.00%	0	0.00%
26	Vulture Street All-Districts Centre	0	0.00%	0	0.00%	0	0.00%	0	0	0.00%	0	0.00%
27	Woolloongabba All-Districts Centre	2	100.00%	0	0.00%	0	0.00%	2	0	0.00%	2	0.01%
28	Brisbane CBD All-Districts Centre Pre-Poll	16	29.63%	23	42.59%	15	27.78%	54	3	5.26%	57	0.20%
29	Bundaberg All-Districts Centre Pre-Poll	0	0.00%	0	0.00%	0	0.00%	0	0	0.00%	0	0.00%
30	Burleigh All-Districts Centre Pre-Poll	127	49.42%	93	36.19%	37	14.40%	257	17	6.20%	274	0.97%
31	Cairns All-Districts Centre Pre-Poll	2	100.00%	0	0.00%	0	0.00%	2	0	0.00%	2	0.01%
32	Electoral Visit	20	55.56%	16	44.44%	0	0.00%	36	2	5.26%	38	0.13%
33	Hervey Bay All-Districts Centre Pre-poll	4	80.00%	1	20.00%	0	0.00%	5	0	0.00%	5	0.02%
34	Mackay All-Districts Centre Pre-Poll	0	0.00%	4	80.00%	1	20.00%	5	1	16.67%	6	0.02%
35	Maroochydore All-Districts Centre Pre-Poll	3	75.00%	1	25.00%	0	0.00%	4	1	20.00%	5	0.02%
36	Morayfield All-Districts Centre Pre-poll	0	0.00%	0	0.00%	0	0.00%	0	0	0.00%	0	0.00%
37	Noosa All-Districts Centre Pre-Poll	0	0.00%	3	75.00%	1	25.00%	4	0	0.00%	4	0.01%
38	Oodgeroo All-Districts Centre Pre-Poll	0	0.00%	1	100.00%	0	0.00%	1	0	0.00%	1	0.00%
39	Redcliffe All-Districts Centre Pre-Poll	1	100.00%	0	0.00%	0	0.00%	1	2	66.67%	3	0.01%
40	Southport All-Districts Centre Pre-Poll	768	49.93%	626	40.70%	144	9.36%	1,538	71	4.41%	1,609	5.68%
41	Telephone Voting - Pre-poll	4	57.14%	3	42.86%	0	0.00%	7	0	0.00%	7	0.02%
42	Townsville All-Districts Centre Pre-Poll	2	50.00%	2	50.00%	0	0.00%	4	0	0.00%	4	0.01%
43	eAssist - Coorparoo Pre-Poll	0	0.00%	0	0.00%	0	0.00%	0	0	0.00%	0	0.00%
44	Returning Officer Gaven Pre-Poll	2,240	49.16%	1,902	41.74%	415	9.11%	4,557	221	4.63%	4,778	16.87%
45	Returning Officer Algester Pre-Poll	0	0.00%	0	0.00%	0	0.00%	0	0	0.00%	0	0.00%
46	Returning Officer Aspley Pre-Poll	0	0.00%	1	100.00%	0	0.00%	1	0	0.00%	1	0.00%
47	Returning Officer Bancroft Pre-Poll	0	0.00%	0	0.00%	0	0.00%	0	0	0.00%	0	0.00%
48	Returning Officer Barron River Pre-Poll	0	0.00%	0	0.00%	0	0.00%	0	0	0.00%	0	0.00%
49	Returning Officer Bonney Pre-Poll	43	59.72%	19	26.39%	10	13.89%	72	4	5.26%	76	0.27%
50	Returning Officer Broadwater Pre-Poll	60	57.14%	34	32.38%	11	10.48%	105	7	6.25%	112	0.40%
51	Returning Officer Buderim Pre-Poll	0	0.00%	1	100.00%	0	0.00%	1	0	0.00%	1	0.00%
52	Returning Officer Bulimba Pre-Poll	0	0.00%	0	0.00%	0	0.00%	0	0	0.00%	0	0.00%
53	Returning Officer Bundaberg Pre-Poll	0	0.00%	0	0.00%	0	0.00%	0	0	0.00%	0	0.00%
54	Returning Officer Bundamba Pre-Poll	0	0.00%	0	0.00%	0	0.00%	0	0	0.00%	0	0.00%
55	Returning Officer Burdekin Pre-Poll	0	0.00%	0	0.00%	0	0.00%	0	0	0.00%	0	0.00%

56	Returning Officer Burleigh Pre-Poll	0	0.00%	0	0.00%	0	0.00%	0	0	0.00%	0	0.00%
57	Returning Officer Burnett Pre-Poll	0	0.00%	0	0.00%	0	0.00%	0	0	0.00%	0	0.00%
58	Returning Officer Cairns Pre-Poll	0	0.00%	0	0.00%	0	0.00%	0	0	0.00%	0	0.00%
59	Returning Officer Callide Pre-Poll	0	0.00%	0	0.00%	0	0.00%	0	0	0.00%	0	0.00%
60	Returning Officer Caloundra Pre-Poll	0	0.00%	0	0.00%	0	0.00%	0	0	0.00%	0	0.00%
61	Returning Officer Capalaba Pre-Poll	1	50.00%	0	0.00%	1	50.00%	2	0	0.00%	2	0.01%
62	Returning Officer Chatsworth Pre-Poll	0	0.00%	0	0.00%	0	0.00%	0	0	0.00%	0	0.00%
63	Returning Officer Clayfield Pre-Poll	0	0.00%	0	0.00%	1	100.00%	1	0	0.00%	1	0.00%
64	Returning Officer Condamine Pre-Poll	0	0.00%	0	0.00%	0	0.00%	0	0	0.00%	0	0.00%
65	Returning Officer Cook Pre-Poll	0	0.00%	0	0.00%	0	0.00%	0	0	0.00%	0	0.00%
66	Returning Officer Coomera Pre-Poll	34	57.63%	21	35.59%	4	6.78%	59	5	7.81%	64	0.23%
67	Returning Officer Cooper Pre-Poll	1	100.00%	0	0.00%	0	0.00%	1	0	0.00%	1	0.00%
68	Returning Officer Currumbin Pre-Poll	10	52.63%	6	31.58%	3	15.79%	19	4	17.39%	23	0.08%
69	Returning Officer Everton Pre-Poll	0	0.00%	0	0.00%	0	0.00%	0	0	0.00%	0	0.00%
70	Returning Officer Ferny Grove Pre-Poll	1	100.00%	0	0.00%	0	0.00%	1	0	0.00%	1	0.00%
71	Returning Officer Gladstone Pre-Poll	0	0.00%	0	0.00%	0	0.00%	0	0	0.00%	0	0.00%
72	Returning Officer Glass House Pre-Poll	0	0.00%	0	0.00%	0	0.00%	0	0	0.00%	0	0.00%
73	Returning Officer Greenslopes Pre-Poll	1	50.00%	0	0.00%	1	50.00%	2	0	0.00%	2	0.01%
74	Returning Officer Gregory Pre-Poll	0	0.00%	0	0.00%	0	0.00%	0	0	0.00%	0	0.00%
75	Returning Officer Gympie Pre-Poll	0	0.00%	0	0.00%	0	0.00%	0	0	0.00%	0	0.00%
76	Returning Officer Hervey Bay Pre-Poll	0	0.00%	0	0.00%	0	0.00%	0	0	0.00%	0	0.00%
77	Returning Officer Hill Pre-Poll	0	0.00%	0	0.00%	0	0.00%	0	0	0.00%	0	0.00%
78	Returning Officer Hinchinbrook Pre-Poll	0	0.00%	0	0.00%	0	0.00%	0	0	0.00%	0	0.00%
79	Returning Officer Inala Pre-Poll	0	0.00%	2	100.00%	0	0.00%	2	0	0.00%	2	0.01%
80	Returning Officer Ipswich Pre-Poll	0	0.00%	0	0.00%	0	0.00%	0	0	0.00%	0	0.00%
81	Returning Officer Ipswich West Pre-Poll	0	0.00%	0	0.00%	0	0.00%	0	0	0.00%	0	0.00%
82	Returning Officer Jordan Pre-Poll	2	100.00%	0	0.00%	0	0.00%	2	2	50.00%	4	0.01%
83	Returning Officer Kawana Pre-Poll	1	100.00%	0	0.00%	0	0.00%	1	0	0.00%	1	0.00%
84	Returning Officer Keppel Pre-Poll	0	0.00%	0	0.00%	0	0.00%	0	0	0.00%	0	0.00%
85	Returning Officer Kurwongbah Pre-Poll	0	0.00%	0	0.00%	0	0.00%	0	0	0.00%	0	0.00%
86	Returning Officer Lockyer Pre-Poll	0	0.00%	0	0.00%	0	0.00%	0	0	0.00%	0	0.00%
87	Returning Officer Logan Pre-Poll	1	100.00%	0	0.00%	0	0.00%	1	1	50.00%	2	0.01%
88	Returning Officer Lytton Pre-Poll	1	50.00%	1	50.00%	0	0.00%	2	0	0.00%	2	0.01%
89	Returning Officer Macalister Pre-Poll	0	0.00%	0	0.00%	0	0.00%	0	0	0.00%	0	0.00%
90	Returning Officer Mackay Pre-Poll	0	0.00%	0	0.00%	0	0.00%	0	0	0.00%	0	0.00%
91	Returning Officer Maiwar Pre-Poll	0	0.00%	0	0.00%	0	0.00%	0	0	0.00%	0	0.00%
92	Returning Officer Mansfield Pre-Poll	0	0.00%	0	0.00%	1	100.00%	1	0	0.00%	1	0.00%
93	Returning Officer Maroochydore Pre-Poll	0	0.00%	0	0.00%	0	0.00%	0	0	0.00%	0	0.00%
94	Returning Officer Maryborough Pre-Poll	0	0.00%	0	0.00%	0	0.00%	0	0	0.00%	0	0.00%
95	Returning Officer Mcconnel Pre-Poll	1	100.00%	0	0.00%	0	0.00%	1	0	0.00%	1	0.00%
96	Returning Officer Mermaid Beach Pre-Poll	32	44.44%	36	50.00%	4	5.56%	72	8	10.00%	80	0.28%
97	Returning Officer Miller Pre-Poll	0	0.00%	0	0.00%	0	0.00%	0	0	0.00%	0	0.00%
98	Returning Officer Mirani Pre-Poll	0	0.00%	0	0.00%	0	0.00%	0	0	0.00%	0	0.00%
99	Returning Officer Moggill Pre-Poll	0	0.00%	0	0.00%	0	0.00%	0	0	0.00%	0	0.00%
100	Returning Officer Morayfield Pre-Poll	0	0.00%	0	0.00%	0	0.00%	0	0	0.00%	0	0.00%
101	Returning Officer Mount Ommaney Pre-Poll	0	0.00%	0	0.00%	0	0.00%	0	0	0.00%	0	0.00%
102	Returning Officer Mudgeeraba Pre-Poll	83	49.40%	66	39.29%	19	11.31%	168	13	7.18%	181	0.64%
103	Returning Officer Mulgrave Pre-Poll	0	0.00%	0	0.00%	0	0.00%	0	0	0.00%	0	0.00%
104	Returning Officer Mundingburra Pre-Poll	0	0.00%	0	0.00%	0	0.00%	0	0	0.00%	0	0.00%
105	Returning Officer Murrumba Pre-Poll	0	0.00%	1	100.00%	0	0.00%	1	0	0.00%	1	0.00%
106	Returning Officer Nanango Pre-Poll	0	0.00%	0	0.00%	0	0.00%	0	0	0.00%	0	0.00%
107	Returning Officer Nicklin Pre-Poll	0	0.00%	0	0.00%	0	0.00%	0	0	0.00%	0	0.00%
108	Returning Officer Ninderry Pre-Poll	0	0.00%	0	0.00%	0	0.00%	0	0	0.00%	0	0.00%
109	Returning Officer Noosa Pre-Poll	0	0.00%	0	0.00%	0	0.00%	0	0	0.00%	0	0.00%
110	Returning Officer Nudgee Pre-Poll	1	100.00%	0	0.00%	0	0.00%	1	0	0.00%	1	0.00%
111	Returning Officer Oodgeroo Pre-Poll	0	0.00%	0	0.00%	0	0.00%	0	0	0.00%	0	0.00%
112	Returning Officer Pine Rivers Pre-Poll	0	0.00%	0	0.00%	0	0.00%	0	0	0.00%	0	0.00%
113	Returning Officer Pumicestone Pre-Poll	2	66.67%	1	33.33%	0	0.00%	3	0	0.00%	3	0.01%
114	Returning Officer Redcliffe Pre-Poll	0	0.00%	0	0.00%	0	0.00%	0	0	0.00%	0	0.00%
115	Returning Officer Redlands Pre-Poll	0	0.00%	0	0.00%	0	0.00%	0	0	0.00%	0	0.00%
116	Returning Officer Rockhampton Pre-Poll	1	50.00%	1	50.00%	0	0.00%	2	1	33.33%	3	0.01%
117	Returning Officer Sandgate Pre-Poll	0	0.00%	0	0.00%	2	100.00%	2	1	33.33%	3	0.01%
118	Returning Officer Scenic Rim Pre-Poll	1	25.00%	3	75.00%	0	0.00%	4	0	0.00%	4	0.01%
119	Returning Officer South Brisbane Pre-Poll	5	45.45%	3	27.27%	3	27.27%	11	0	0.00%	11	0.04%

120	Returning Officer Southern Downs Pre-Poll	1	50.00%	1	50.00%	0	0.00%	2	0	0.00%	2	0.01%
121	Returning Officer Southport Pre-Poll	0	0.00%	0	0.00%	0	0.00%	0	0	0.00%	0	0.00%
122	Returning Officer Springwood Pre-Poll	4	33.33%	6	50.00%	2	16.67%	12	0	0.00%	12	0.04%
123	Returning Officer Stafford Pre-Poll	0	0.00%	1	100.00%	0	0.00%	1	0	0.00%	1	0.00%
124	Returning Officer Stretton Pre-Poll	0	0.00%	0	0.00%	0	0.00%	0	0	0.00%	0	0.00%
125	Returning Officer Surfers Paradise Pre-Poll	40	51.95%	27	35.06%	10	12.99%	77	1	1.28%	78	0.28%
126	Returning Officer Theodore Pre-Poll	30	62.50%	14	29.17%	4	8.33%	48	3	5.88%	51	0.18%
127	Returning Officer Thuringowa Pre-Poll	0	0.00%	0	0.00%	0	0.00%	0	0	0.00%	0	0.00%
128	Returning Officer Toohey Pre-Poll	0	0.00%	1	50.00%	1	50.00%	2	0	0.00%	2	0.01%
129	Returning Officer Toowoomba North Pre-Poll	3	100.00%	0	0.00%	0	0.00%	3	0	0.00%	3	0.01%
130	Returning Officer Toowoomba South Pre-Poll	1	100.00%	0	0.00%	0	0.00%	1	0	0.00%	1	0.00%
131	Returning Officer Townsville Pre-Poll	0	0.00%	0	0.00%	0	0.00%	0	0	0.00%	0	0.00%
132	Returning Officer Traeger Pre-Poll	0	0.00%	0	0.00%	0	0.00%	0	0	0.00%	0	0.00%
133	Returning Officer Warrego Pre-Poll	0	0.00%	1	50.00%	1	50.00%	2	0	0.00%	2	0.01%
134	Returning Officer Waterford Pre-Poll	0	0.00%	0	0.00%	0	0.00%	0	0	0.00%	0	0.00%
135	Returning Officer Whitsunday Pre-Poll	1	100.00%	0	0.00%	0	0.00%	1	0	0.00%	1	0.00%
136	Returning Officer Woodridge Pre-Poll	2	66.67%	1	33.33%	0	0.00%	3	0	0.00%	3	0.01%
	Polling Booth Totals	**10,140**	**45.96%**	**9,669**	**43.82%**	**2,256**	**10.22%**	**22,065**	**1,466**	**6.23%**	**23,531**	**83.06%**
	Postal, Special Postal, Unenrolled Votes	1,357	52.33%	982	37.87%	254	9.80%	2,593	284	9.87%	2,877	10.16%
	Pre-Poll (In Person) Absent Votes	40	54.05%	27	36.49%	7	9.46%	74	3	3.90%	77	0.27%
	Polling Day Absent Votes	588	37.48%	656	41.81%	325	20.71%	1,569	92	5.54%	1,661	5.86%
	Declared Institution Votes	42	53.85%	29	37.18%	7	8.97%	78	3	3.70%	81	0.29%
	Polling Day Declaration Votes	43	41.75%	43	41.75%	17	16.50%	103	0	0.00%	103	0.36%
	Uncertain Identity	0	0.00%	0	0.00%	0	0.00%	0	0	0.00%	0	0.00%
	Declaration and Pre-Poll Votes Totals	**2,070**	**46.86%**	**1,737**	**39.33%**	**610**	**13.81%**	**4,417**	**382**	**7.96%**	**4,799**	**16.94%**
	Total First Preference Votes	**12,210**	**46.11%**	**11,406**	**43.07%**	**2,866**	**10.82%**	**26,482**	**1,848**	**6.52%**	**28,330**	**100.00%**

Distribution of Preferences

Preference Distribution	CRAMP Sid Votes	%	* SCANLON Meaghan Votes	%	SPAIN Sally Votes	%	Votes remaining in count	Exhausted Votes	%	Total Formal Votes
First Preference Votes	12,210	46.11%	11,406	43.07%	2,866	10.82%	26,482			26,482
SPAIN Excluded (1st)	**842**	**29.38%**	**2,024**	**70.62%**			**2,866**	**0**	**0.00%**	**2,866**
District Total	**13,052**	**49.29%**	**13,430**	**50.71%**			**26,482**	**0**	**0.00%**	**26,482**

*** Indicates the winner**

28 - Electoral District of Gladstone

First Preference Votes Polled for each Candidate at each Polling Booth

Booth No.	Polling Booth	CONAGLEN Chay LNP Votes	%	* BUTCHER Glenn ALP Votes	%	BAKER Peta GRN Votes	%	LOHSE Amy ONP Votes	%	Total Formal Votes	Informal Votes	%	Total Votes	% of Total Votes
1	Ambrose	13	7.98%	73	44.79%	5	3.07%	72	44.17%	163	9	5.23%	172	0.62%
2	Benaraby	55	11.29%	288	59.14%	8	1.64%	136	27.93%	487	26	5.07%	513	1.84%
3	Boyne Island	294	13.87%	1,201	56.65%	116	5.47%	509	24.01%	2,120	92	4.16%	2,212	7.94%
4	Calliope	36	12.46%	161	55.71%	9	3.11%	83	28.72%	289	9	3.02%	298	1.07%
5	Chanel	66	9.40%	497	70.80%	25	3.56%	114	16.24%	702	6	0.85%	708	2.54%
6	Clinton	232	10.83%	1,406	65.61%	72	3.36%	433	20.21%	2,143	102	4.54%	2,245	8.06%
7	Gladstone Central	106	10.41%	671	65.91%	65	6.39%	176	17.29%	1,018	40	3.78%	1,058	3.80%
8	Gladstone South	134	9.43%	950	66.85%	60	4.22%	277	19.49%	1,421	52	3.53%	1,473	5.29%
9	Gladstone West	98	10.43%	655	69.68%	42	4.47%	145	15.43%	940	44	4.47%	984	3.53%
10	Kin Kora	134	7.90%	1,195	70.42%	56	3.30%	312	18.39%	1,697	60	3.41%	1,757	6.31%
11	Mount Larcom	43	13.31%	146	45.20%	11	3.41%	123	38.08%	323	11	3.29%	334	1.20%
12	Seaview	89	9.35%	638	67.02%	40	4.20%	185	19.43%	952	26	2.66%	978	3.51%
13	Tannum Sands	178	13.11%	810	59.65%	70	5.15%	300	22.09%	1,358	38	2.72%	1,396	5.01%
14	Yarroon Street	48	11.51%	288	69.06%	11	2.64%	70	16.79%	417	13	3.02%	430	1.54%
15	Yarwun	23	14.84%	86	55.48%	1	0.65%	45	29.03%	155	2	1.27%	157	0.56%
16	Brisbane CBD All-Districts Centre	2	12.50%	8	50.00%	1	6.25%	5	31.25%	16	0	0.00%	16	0.06%
17	Bundaberg All-Districts Centre	0	0.00%	1	50.00%	0	0.00%	1	50.00%	2	0	0.00%	2	0.01%
18	Burleigh All-Districts Centre	0	0.00%	0	0.00%	0	0.00%	0	0.00%	0	0	0.00%	0	0.00%
19	Cairns All-Districts Centre	0	0.00%	0	0.00%	0	0.00%	0	0.00%	0	0	0.00%	0	0.00%
20	East Brisbane All-Districts Centre	0	0.00%	0	0.00%	0	0.00%	0	0.00%	0	0	0.00%	0	0.00%
21	Hervey Bay All-Districts Centre	0	0.00%	2	100.00%	0	0.00%	0	0.00%	2	0	0.00%	2	0.01%
22	Mackay All-Districts Centre	0	0.00%	0	0.00%	0	0.00%	0	0.00%	0	1	0.00%	1	0.00%
23	Maroochydore All-Districts Centre	1	50.00%	0	0.00%	0	0.00%	1	50.00%	2	0	0.00%	2	0.01%
24	Morayfield All-Districts Centre	0	0.00%	0	0.00%	0	0.00%	0	0.00%	0	0	0.00%	0	0.00%
25	Noosa All-Districts Centre	0	0.00%	0	0.00%	0	0.00%	0	0.00%	0	0	0.00%	0	0.00%
26	Oodgeroo All-Districts Centre	0	0.00%	0	0.00%	0	0.00%	0	0.00%	0	0	0.00%	0	0.00%
27	Redcliffe All-Districts Centre	0	0.00%	0	0.00%	0	0.00%	0	0.00%	0	0	0.00%	0	0.00%
28	Southport All-Districts Centre	0	0.00%	1	100.00%	0	0.00%	0	0.00%	1	0	0.00%	1	0.00%
29	Telephone Voting	0	0.00%	1	50.00%	0	0.00%	1	50.00%	2	0	0.00%	2	0.01%
30	Townsville All-Districts Centre	0	0.00%	0	0.00%	0	0.00%	0	0.00%	0	0	0.00%	0	0.00%
31	Vulture Street All-Districts Centre	0	0.00%	0	0.00%	0	0.00%	0	0.00%	0	0	0.00%	0	0.00%
32	Woolloongabba All-Districts Centre	0	0.00%	0	0.00%	0	0.00%	0	0.00%	0	0	0.00%	0	0.00%
33	Brisbane CBD All-Districts Centre Pre-Poll	12	24.49%	24	48.98%	5	10.20%	8	16.33%	49	0	0.00%	49	0.18%
34	Bundaberg All-Districts Centre Pre-Poll	8	26.67%	15	50.00%	1	3.33%	6	20.00%	30	3	9.09%	33	0.12%
35	Burleigh All-Districts Centre Pre-Poll	1	16.67%	2	33.33%	1	16.67%	2	33.33%	6	0	0.00%	6	0.02%
36	Cairns All-Districts Centre Pre-Poll	0	0.00%	2	28.57%	0	0.00%	5	71.43%	7	0	0.00%	7	0.03%
37	Electoral Visit	28	24.14%	76	65.52%	3	2.59%	9	7.76%	116	1	0.85%	117	0.42%
38	Hervey Bay All-Districts Centre Pre-poll	1	4.55%	12	54.55%	0	0.00%	9	40.91%	22	3	12.00%	25	0.09%
39	Mackay All-Districts Centre Pre-Poll	4	19.05%	15	71.43%	1	4.76%	1	4.76%	21	2	8.70%	23	0.08%
40	Maroochydore All-Districts Centre Pre-Poll	8	34.78%	11	47.83%	1	4.35%	3	13.04%	23	0	0.00%	23	0.08%
41	Morayfield All-Districts Centre Pre-poll	0	0.00%	3	60.00%	0	0.00%	2	40.00%	5	0	0.00%	5	0.02%
42	Noosa All-Districts Centre Pre-Poll	2	33.33%	3	50.00%	0	0.00%	1	16.67%	6	0	0.00%	6	0.02%
43	Oodgeroo All-Districts Centre Pre-Poll	1	25.00%	1	25.00%	0	0.00%	2	50.00%	4	0	0.00%	4	0.01%
44	Redcliffe All-Districts Centre Pre-Poll	0	0.00%	4	80.00%	0	0.00%	1	20.00%	5	0	0.00%	5	0.02%
45	Southport All-Districts Centre Pre-Poll	1	16.67%	1	16.67%	0	0.00%	4	66.67%	6	3	33.33%	9	0.03%
46	Telephone Voting - Pre-poll	1	33.33%	1	33.33%	0	0.00%	1	33.33%	3	0	0.00%	3	0.01%
47	Townsville All-Districts Centre Pre-Poll	2	40.00%	2	40.00%	1	20.00%	0	0.00%	5	2	28.57%	7	0.03%
48	eAssist - Coorparoo Pre-Poll	0	0.00%	0	0.00%	0	0.00%	0	0.00%	0	0	0.00%	0	0.00%
49	Returning Officer Gladstone Pre-Poll	1,133	11.31%	6,762	67.49%	260	2.59%	1,865	18.61%	10,020	270	2.62%	10,290	36.96%
50	Returning Officer Algester Pre-Poll	0	0.00%	0	0.00%	0	0.00%	0	0.00%	0	0	0.00%	0	0.00%
51	Returning Officer Aspley Pre-Poll	0	0.00%	0	0.00%	0	0.00%	0	0.00%	0	0	0.00%	0	0.00%
52	Returning Officer Bancroft Pre-Poll	0	0.00%	3	100.00%	0	0.00%	0	0.00%	3	0	0.00%	3	0.01%
53	Returning Officer Barron River Pre-Poll	0	0.00%	0	0.00%	0	0.00%	1	100.00%	1	0	0.00%	1	0.00%
54	Returning Officer Bonney Pre-Poll	0	0.00%	0	0.00%	0	0.00%	0	0.00%	0	0	0.00%	0	0.00%
55	Returning Officer Broadwater Pre-Poll	1	50.00%	0	0.00%	0	0.00%	1	50.00%	2	0	0.00%	2	0.01%
56	Returning Officer Buderim Pre-Poll	0	0.00%	1	100.00%	0	0.00%	0	0.00%	1	0	0.00%	1	0.00%
57	Returning Officer Bulimba Pre-Poll	0	0.00%	0	0.00%	0	0.00%	0	0.00%	0	0	0.00%	0	0.00%
58	Returning Officer Bundaberg Pre-Poll	0	0.00%	0	0.00%	0	0.00%	0	0.00%	0	0	0.00%	0	0.00%
59	Returning Officer Bundamba Pre-Poll	0	0.00%	2	66.67%	0	0.00%	1	33.33%	3	0	0.00%	3	0.01%
60	Returning Officer Burdekin Pre-Poll	0	0.00%	2	100.00%	0	0.00%	0	0.00%	2	0	0.00%	2	0.01%
61	Returning Officer Burleigh Pre-Poll	0	0.00%	0	0.00%	0	0.00%	0	0.00%	0	0	0.00%	0	0.00%
62	Returning Officer Burnett Pre-Poll	0	0.00%	0	0.00%	0	0.00%	0	0.00%	0	0	0.00%	0	0.00%

63	Returning Officer Cairns Pre-Poll	0	0.00%	0	0.00%	0	0.00%	0	0.00%	0	0	0.00%	0	0.00%
64	Returning Officer Callide Pre-Poll	0	0.00%	1	33.33%	0	0.00%	2	66.67%	3	0	0.00%	3	0.01%
65	Returning Officer Caloundra Pre-Poll	0	0.00%	3	60.00%	0	0.00%	2	40.00%	5	0	0.00%	5	0.02%
66	Returning Officer Capalaba Pre-Poll	0	0.00%	1	100.00%	0	0.00%	0	0.00%	1	0	0.00%	1	0.00%
67	Returning Officer Chatsworth Pre-Poll	1	50.00%	1	50.00%	0	0.00%	0	0.00%	2	0	0.00%	2	0.01%
68	Returning Officer Clayfield Pre-Poll	1	100.00%	0	0.00%	0	0.00%	0	0.00%	1	0	0.00%	1	0.00%
69	Returning Officer Condamine Pre-Poll	0	0.00%	3	100.00%	0	0.00%	0	0.00%	3	0	0.00%	3	0.01%
70	Returning Officer Cook Pre-Poll	0	0.00%	1	50.00%	0	0.00%	1	50.00%	2	0	0.00%	2	0.01%
71	Returning Officer Coomera Pre-Poll	0	0.00%	0	0.00%	1	100.00%	0	0.00%	1	0	0.00%	1	0.00%
72	Returning Officer Cooper Pre-Poll	0	0.00%	0	0.00%	0	0.00%	0	0.00%	0	0	0.00%	0	0.00%
73	Returning Officer Currumbin Pre-Poll	0	0.00%	2	100.00%	0	0.00%	0	0.00%	2	0	0.00%	2	0.01%
74	Returning Officer Everton Pre-Poll	0	0.00%	0	0.00%	0	0.00%	0	0.00%	0	0	0.00%	0	0.00%
75	Returning Officer Ferny Grove Pre-Poll	0	0.00%	0	0.00%	0	0.00%	0	0.00%	0	0	0.00%	0	0.00%
76	Returning Officer Gaven Pre-Poll	0	0.00%	2	100.00%	0	0.00%	0	0.00%	2	0	0.00%	2	0.01%
77	Returning Officer Glass House Pre-Poll	0	0.00%	1	100.00%	0	0.00%	0	0.00%	1	0	0.00%	1	0.00%
78	Returning Officer Greenslopes Pre-Poll	0	0.00%	1	50.00%	1	50.00%	0	0.00%	2	0	0.00%	2	0.01%
79	Returning Officer Gregory Pre-Poll	0	0.00%	0	0.00%	0	0.00%	2	100.00%	2	0	0.00%	2	0.01%
80	Returning Officer Gympie Pre-Poll	0	0.00%	1	33.33%	0	0.00%	2	66.67%	3	0	0.00%	3	0.01%
81	Returning Officer Hervey Bay Pre-Poll	0	0.00%	0	0.00%	0	0.00%	0	0.00%	0	0	0.00%	0	0.00%
82	Returning Officer Hill Pre-Poll	1	50.00%	1	50.00%	0	0.00%	0	0.00%	2	0	0.00%	2	0.01%
83	Returning Officer Hinchinbrook Pre-Poll	0	0.00%	1	100.00%	0	0.00%	0	0.00%	1	0	0.00%	1	0.00%
84	Returning Officer Inala Pre-Poll	0	0.00%	0	0.00%	0	0.00%	0	0.00%	0	0	0.00%	0	0.00%
85	Returning Officer Ipswich Pre-Poll	0	0.00%	2	66.67%	0	0.00%	1	33.33%	3	0	0.00%	3	0.01%
86	Returning Officer Ipswich West Pre-Poll	0	0.00%	0	0.00%	0	0.00%	0	0.00%	0	0	0.00%	0	0.00%
87	Returning Officer Jordan Pre-Poll	1	16.67%	3	50.00%	0	0.00%	2	33.33%	6	0	0.00%	6	0.02%
88	Returning Officer Kawana Pre-Poll	0	0.00%	0	0.00%	0	0.00%	2	100.00%	2	0	0.00%	2	0.01%
89	Returning Officer Keppel Pre-Poll	1	10.00%	5	50.00%	0	0.00%	4	40.00%	10	0	0.00%	10	0.04%
90	Returning Officer Kurwongbah Pre-Poll	0	0.00%	0	0.00%	0	0.00%	0	0.00%	0	0	0.00%	0	0.00%
91	Returning Officer Lockyer Pre-Poll	0	0.00%	1	100.00%	0	0.00%	0	0.00%	1	0	0.00%	1	0.00%
92	Returning Officer Logan Pre-Poll	0	0.00%	1	100.00%	0	0.00%	0	0.00%	1	0	0.00%	1	0.00%
93	Returning Officer Lytton Pre-Poll	1	33.33%	2	66.67%	0	0.00%	0	0.00%	3	1	25.00%	4	0.01%
94	Returning Officer Macalister Pre-Poll	0	0.00%	0	0.00%	0	0.00%	0	0.00%	0	0	0.00%	0	0.00%
95	Returning Officer Mackay Pre-Poll	0	0.00%	0	0.00%	0	0.00%	0	0.00%	0	0	0.00%	0	0.00%
96	Returning Officer Maiwar Pre-Poll	0	0.00%	1	50.00%	1	50.00%	0	0.00%	2	0	0.00%	2	0.01%
97	Returning Officer Mansfield Pre-Poll	0	0.00%	1	50.00%	1	50.00%	0	0.00%	2	0	0.00%	2	0.01%
98	Returning Officer Maroochydore Pre-Poll	0	0.00%	0	0.00%	0	0.00%	0	0.00%	0	0	0.00%	0	0.00%
99	Returning Officer Maryborough Pre-Poll	2	16.67%	7	58.33%	1	8.33%	2	16.67%	12	0	0.00%	12	0.04%
100	Returning Officer Mcconnel Pre-Poll	1	25.00%	2	50.00%	0	0.00%	1	25.00%	4	0	0.00%	4	0.01%
101	Returning Officer Mermaid Beach Pre-Poll	0	0.00%	0	0.00%	0	0.00%	0	0.00%	0	0	0.00%	0	0.00%
102	Returning Officer Miller Pre-Poll	0	0.00%	0	0.00%	0	0.00%	0	0.00%	0	0	0.00%	0	0.00%
103	Returning Officer Mirani Pre-Poll	0	0.00%	0	0.00%	0	0.00%	0	0.00%	0	0	0.00%	0	0.00%
104	Returning Officer Moggill Pre-Poll	1	100.00%	0	0.00%	0	0.00%	0	0.00%	1	0	0.00%	1	0.00%
105	Returning Officer Morayfield Pre-Poll	0	0.00%	0	0.00%	0	0.00%	0	0.00%	0	0	0.00%	0	0.00%
106	Returning Officer Mount Ommaney Pre-Poll	2	100.00%	0	0.00%	0	0.00%	0	0.00%	2	0	0.00%	2	0.01%
107	Returning Officer Mudgeeraba Pre-Poll	0	0.00%	0	0.00%	0	0.00%	0	0.00%	0	0	0.00%	0	0.00%
108	Returning Officer Mulgrave Pre-Poll	0	0.00%	0	0.00%	0	0.00%	0	0.00%	0	1	0.00%	1	0.00%
109	Returning Officer Mundingburra Pre-Poll	0	0.00%	0	0.00%	0	0.00%	0	0.00%	0	0	0.00%	0	0.00%
110	Returning Officer Murrumba Pre-Poll	0	0.00%	1	50.00%	0	0.00%	1	50.00%	2	0	0.00%	2	0.01%
111	Returning Officer Nanango Pre-Poll	2	66.67%	1	33.33%	0	0.00%	0	0.00%	3	0	0.00%	3	0.01%
112	Returning Officer Nicklin Pre-Poll	2	100.00%	0	0.00%	0	0.00%	0	0.00%	2	0	0.00%	2	0.01%
113	Returning Officer Ninderry Pre-Poll	0	0.00%	0	0.00%	0	0.00%	0	0.00%	0	0	0.00%	0	0.00%
114	Returning Officer Noosa Pre-Poll	0	0.00%	0	0.00%	0	0.00%	0	0.00%	0	0	0.00%	0	0.00%
115	Returning Officer Nudgee Pre-Poll	0	0.00%	3	75.00%	1	25.00%	0	0.00%	4	0	0.00%	4	0.01%
116	Returning Officer Oodgeroo Pre-Poll	0	0.00%	0	0.00%	0	0.00%	0	0.00%	0	0	0.00%	0	0.00%
117	Returning Officer Pine Rivers Pre-Poll	0	0.00%	3	42.86%	1	14.29%	3	42.86%	7	0	0.00%	7	0.03%
118	Returning Officer Pumicestone Pre-Poll	0	0.00%	0	0.00%	0	0.00%	0	0.00%	0	0	0.00%	0	0.00%
119	Returning Officer Redcliffe Pre-Poll	0	0.00%	0	0.00%	0	0.00%	0	0.00%	0	0	0.00%	0	0.00%
120	Returning Officer Redlands Pre-Poll	0	0.00%	0	0.00%	0	0.00%	0	0.00%	0	0	0.00%	0	0.00%
121	Returning Officer Rockhampton Pre-Poll	6	16.22%	15	40.54%	3	8.11%	13	35.14%	37	2	5.13%	39	0.14%
122	Returning Officer Sandgate Pre-Poll	0	0.00%	0	0.00%	0	0.00%	1	100.00%	1	0	0.00%	1	0.00%
123	Returning Officer Scenic Rim Pre-Poll	0	0.00%	1	50.00%	0	0.00%	1	50.00%	2	0	0.00%	2	0.01%
124	Returning Officer South Brisbane Pre-Poll	0	0.00%	6	66.67%	1	11.11%	2	22.22%	9	0	0.00%	9	0.03%
125	Returning Officer Southern Downs Pre-Poll	0	0.00%	0	0.00%	0	0.00%	0	0.00%	0	0	0.00%	0	0.00%
126	Returning Officer Southport Pre-Poll	0	0.00%	0	0.00%	0	0.00%	0	0.00%	0	0	0.00%	0	0.00%
127	Returning Officer Springwood Pre-Poll	0	0.00%	0	0.00%	1	100.00%	0	0.00%	1	0	0.00%	1	0.00%
128	Returning Officer Stafford Pre-Poll	0	0.00%	1	100.00%	0	0.00%	0	0.00%	1	0	0.00%	1	0.00%
129	Returning Officer Stretton Pre-Poll	0	0.00%	0	0.00%	0	0.00%	0	0.00%	0	0	0.00%	0	0.00%
130	Returning Officer Surfers Paradise Pre-Poll	0	0.00%	0	0.00%	0	0.00%	1	100.00%	1	0	0.00%	1	0.00%
131	Returning Officer Theodore Pre-Poll	0	0.00%	0	0.00%	0	0.00%	0	0.00%	0	0	0.00%	0	0.00%
132	Returning Officer Thuringowa Pre-Poll	0	0.00%	0	0.00%	0	0.00%	0	0.00%	0	0	0.00%	0	0.00%
133	Returning Officer Toohey Pre-Poll	0	0.00%	0	0.00%	0	0.00%	0	0.00%	0	0	0.00%	0	0.00%

134	Returning Officer Toowoomba North Pre-Poll	2	33.33%	3	50.00%	0	0.00%	1	16.67%	6	0	0.00%	6	0.02%
135	Returning Officer Toowoomba South Pre-Poll	1	25.00%	1	25.00%	1	25.00%	1	25.00%	4	0	0.00%	4	0.01%
136	Returning Officer Townsville Pre-Poll	0	0.00%	0	0.00%	0	0.00%	0	0.00%	0	0	0.00%	0	0.00%
137	Returning Officer Traeger Pre-Poll	0	0.00%	1	100.00%	0	0.00%	0	0.00%	1	0	0.00%	1	0.00%
138	Returning Officer Warrego Pre-Poll	1	50.00%	1	50.00%	0	0.00%	0	0.00%	2	0	0.00%	2	0.01%
139	Returning Officer Waterford Pre-Poll	0	0.00%	0	0.00%	0	0.00%	0	0.00%	0	0	0.00%	0	0.00%
140	Returning Officer Whitsunday Pre-Poll	0	0.00%	1	100.00%	0	0.00%	0	0.00%	1	0	0.00%	1	0.00%
141	Returning Officer Woodridge Pre-Poll	0	0.00%	1	33.33%	0	0.00%	2	66.67%	3	0	0.00%	3	0.01%
	Polling Booth Totals	**2,781**	**11.25%**	**16,103**	**65.14%**	**878**	**3.55%**	**4,957**	**20.05%**	**24,719**	**819**	**3.21%**	**25,538**	**91.72%**
	Postal, Special Postal, Unenrolled Votes	166	17.66%	529	56.28%	31	3.30%	214	22.77%	940	55	5.53%	995	3.57%
	Pre-Poll (In Person) Absent Votes	29	14.72%	100	50.76%	7	3.55%	61	30.96%	197	0	0.00%	197	0.71%
	Polling Day Absent Votes	122	12.80%	510	53.52%	75	7.87%	246	25.81%	953	51	5.08%	1,004	3.61%
	Declared Institution Votes	5	25.00%	10	50.00%	1	5.00%	4	20.00%	20	0	0.00%	20	0.07%
	Polling Day Declaration Votes	10	11.63%	55	63.95%	6	6.98%	15	17.44%	86	4	4.44%	90	0.32%
	Uncertain Identity	0	0.00%	0	0.00%	0	0.00%	0	0.00%	0	0	0.00%	0	0.00%
	Declaration and Pre-Poll Votes Totals	**332**	**15.12%**	**1,204**	**54.83%**	**120**	**5.46%**	**540**	**24.59%**	**2,196**	**110**	**4.77%**	**2,306**	**8.28%**
	Total First Preference Votes	**3,113**	**11.57%**	**17,307**	**64.30%**	**998**	**3.71%**	**5,497**	**20.42%**	**26,915**	**929**	**3.34%**	**27,844**	**100.00%**

Distribution of Preferences

	CONAGLEN Chay		* BUTCHER Glenn		BAKER Peta		LOHSE Amy		Votes remaining in count	Exhausted		Total Formal Votes
Preference Distribution	**Votes**	**%**	**Votes**	**%**	**Votes**	**%**	**Votes**	**%**		**Votes**	**%**	
First Preference Votes	3,113	11.57%	17,307	64.30%	998	3.71%	5,497	20.42%	26,915			26,915
BAKER Excluded (1st)	**159**	**15.93%**	**613**	**61.42%**			**226**	**22.65%**	**998**	**0**	**0.00%**	**998**
Total	3,272	12.16%	17,920	66.58%			5,723	21.26%	26,915	0	0.00%	26,915
CONAGLEN Excluded (2nd)			**1,108**	**33.86%**			**2,164**	**66.14%**	**3,272**	**0**	**0.00%**	**3,272**
District Total			**19,028**	**70.70%**			**7,887**	**29.30%**	**26,915**	**0**	**0.00%**	**26,915**

*** Indicates the winner**

29 - Electoral District of Glass House

First Preference Votes Polled for each Candidate at each Polling Booth

Booth No.	Polling Booth	BELL-HENSELIN Tracey ONP Votes	%	* POWELL Andrew LNP Votes	%	MUREAU Sue Votes	%	HAMPSTEAD Brent ALP Votes	%	WEBER Sue GRN Votes	%	Total Formal Votes	Informal Votes	%	Total Votes	% of Total Votes
1	Beerburrum	115	27.06%	131	30.82%	15	3.53%	120	28.24%	44	10.35%	425	6	1.39%	431	1.44%
2	Beerwah	211	23.71%	283	31.80%	31	3.48%	254	28.54%	111	12.47%	890	40	4.30%	930	3.12%
3	Caboolture	43	26.88%	51	31.88%	12	7.50%	47	29.38%	7	4.38%	160	7	4.19%	167	0.56%
4	Caboolture East	12	20.34%	14	23.73%	3	5.08%	21	35.59%	9	15.25%	59	6	9.23%	65	0.22%
5	Caboolture West	34	30.63%	32	28.83%	5	4.50%	36	32.43%	4	3.60%	111	6	5.13%	117	0.39%
6	Conondale	70	19.44%	94	26.11%	12	3.33%	75	20.83%	109	30.28%	360	12	3.23%	372	1.25%
7	Dayboro	48	17.02%	103	36.52%	9	3.19%	81	28.72%	41	14.54%	282	15	5.05%	297	1.00%
8	Elimbah	301	30.40%	294	29.70%	28	2.83%	288	29.09%	79	7.98%	990	40	3.88%	1,030	3.45%
9	Eudlo	112	19.41%	160	27.73%	12	2.08%	162	28.08%	131	22.70%	577	16	2.70%	593	1.99%
10	Glass House Mountains	456	24.74%	640	34.73%	42	2.28%	522	28.32%	183	9.93%	1,843	78	4.06%	1,921	6.44%
11	Glenview	20	19.23%	33	31.73%	0	0.00%	33	31.73%	18	17.31%	104	4	3.70%	108	0.36%
12	Landsborough	52	18.31%	105	36.97%	9	3.17%	84	29.58%	34	11.97%	284	9	3.07%	293	0.98%
13	Maleny	231	14.24%	566	34.90%	39	2.40%	402	24.78%	384	23.67%	1,622	49	2.93%	1,671	5.60%
14	Mapleton	58	18.18%	112	35.11%	12	3.76%	83	26.02%	54	16.93%	319	6	1.85%	325	1.09%
15	Montville	87	14.72%	254	42.98%	12	2.03%	132	22.34%	106	17.94%	591	23	3.75%	614	2.06%
16	Mooloolah	331	23.53%	424	30.14%	39	2.77%	392	27.86%	221	15.71%	1,407	63	4.29%	1,470	4.93%
17	Morayfield	35	33.98%	21	20.39%	1	0.97%	39	37.86%	7	6.80%	103	4	3.74%	107	0.36%
18	Morayfield West	128	26.07%	125	25.46%	17	3.46%	188	38.29%	33	6.72%	491	31	5.94%	522	1.75%
19	Mount Mee	44	13.06%	150	44.51%	10	2.97%	99	29.38%	34	10.09%	337	4	1.17%	341	1.14%
20	Palmwoods	62	17.82%	145	41.67%	6	1.72%	87	25.00%	48	13.79%	348	18	4.92%	366	1.23%
21	Peachester	153	22.21%	255	37.01%	18	2.61%	165	23.95%	98	14.22%	689	27	3.77%	716	2.40%
22	Upper Caboolture	142	28.69%	160	32.32%	20	4.04%	142	28.69%	31	6.26%	495	14	2.75%	509	1.71%
23	Wamuran	439	29.00%	547	36.13%	30	1.98%	398	26.29%	100	6.61%	1,514	60	3.81%	1,574	5.27%
24	Witta	65	14.81%	152	34.62%	5	1.14%	112	25.51%	105	23.92%	439	13	2.88%	452	1.51%
25	Woodford	548	26.11%	724	34.49%	67	3.19%	581	27.68%	179	8.53%	2,099	64	2.96%	2,163	7.25%
26	Brisbane CBD All-Districts Centre	1	10.00%	1	10.00%	1	10.00%	2	20.00%	5	50.00%	10	0	0.00%	10	0.03%
27	Bundaberg All-Districts Centre	0	0.00%	0	0.00%	0	0.00%	1	100.00%	0	0.00%	1	0	0.00%	1	0.00%
28	Burleigh All-Districts Centre	0	0.00%	1	100.00%	0	0.00%	0	0.00%	0	0.00%	1	0	0.00%	1	0.00%
29	Cairns All-Districts Centre	0	0.00%	0	0.00%	0	0.00%	0	0.00%	0	0.00%	0	0	0.00%	0	0.00%
30	East Brisbane All-Districts Centre	1	12.50%	0	0.00%	0	0.00%	4	50.00%	3	37.50%	8	0	0.00%	8	0.03%
31	Hervey Bay All-Districts Centre	0	0.00%	0	0.00%	0	0.00%	0	0.00%	0	0.00%	0	0	0.00%	0	0.00%
32	Mackay All-Districts Centre	1	100.00%	0	0.00%	0	0.00%	0	0.00%	0	0.00%	1	0	0.00%	1	0.00%
33	Maroochydore All-Districts Centre	2	16.67%	4	33.33%	0	0.00%	1	8.33%	5	41.67%	12	2	14.29%	14	0.05%
34	Morayfield All-Districts Centre	9	33.33%	8	29.63%	1	3.70%	5	18.52%	4	14.81%	27	2	6.90%	29	0.10%
35	Noosa All-Districts Centre	1	50.00%	0	0.00%	0	0.00%	0	0.00%	1	50.00%	2	0	0.00%	2	0.01%
36	Oodgeroo All-Districts Centre	1	100.00%	0	0.00%	0	0.00%	0	0.00%	0	0.00%	1	0	0.00%	1	0.00%
37	Redcliffe All-Districts Centre	2	66.67%	0	0.00%	0	0.00%	1	33.33%	0	0.00%	3	0	0.00%	3	0.01%
38	Southport All-Districts Centre	0	0.00%	0	0.00%	0	0.00%	0	0.00%	0	0.00%	0	0	0.00%	0	0.00%
39	Telephone Voting	0	0.00%	0	0.00%	0	0.00%	2	50.00%	2	50.00%	4	0	0.00%	4	0.01%
40	Townsville All-Districts Centre	0	0.00%	0	0.00%	0	0.00%	0	0.00%	0	0.00%	0	0	0.00%	0	0.00%
41	Vulture Street All-Districts Centre	1	25.00%	1	25.00%	0	0.00%	1	25.00%	1	25.00%	4	0	0.00%	4	0.01%
42	Woolloongabba All-Districts Centre	0	0.00%	0	0.00%	0	0.00%	0	0.00%	1	100.00%	1	0	0.00%	1	0.00%
43	Brisbane CBD All-Districts Centre Pre-Poll	12	14.12%	27	31.76%	2	2.35%	28	32.94%	16	18.82%	85	0	0.00%	85	0.28%
44	Bundaberg All-Districts Centre Pre-Poll	2	28.57%	1	14.29%	0	0.00%	3	42.86%	1	14.29%	7	0	0.00%	7	0.02%
45	Burleigh All-Districts Centre Pre-Poll	0	0.00%	2	50.00%	0	0.00%	0	0.00%	2	50.00%	4	0	0.00%	4	0.01%
46	Cairns All-Districts Centre Pre-Poll	4	44.44%	2	22.22%	0	0.00%	2	22.22%	1	11.11%	9	0	0.00%	9	0.03%
47	Electoral Visit	7	12.50%	30	53.57%	1	1.79%	15	26.79%	3	5.36%	56	4	6.67%	60	0.20%
48	Hervey Bay All-Districts Centre Pre-poll	1	50.00%	0	0.00%	0	0.00%	1	50.00%	0	0.00%	2	0	0.00%	2	0.01%
49	Mackay All-Districts Centre Pre-Poll	3	42.86%	0	0.00%	0	0.00%	4	57.14%	0	0.00%	7	0	0.00%	7	0.02%
50	Maroochydore All-Districts Centre Pre-Poll	31	13.96%	68	30.63%	10	4.50%	60	27.03%	53	23.87%	222	1	0.45%	223	0.75%
51	Morayfield All-Districts Centre Pre-poll	499	29.05%	538	31.32%	36	2.10%	530	30.85%	115	6.69%	1,718	48	2.72%	1,766	5.92%
52	Noosa All-Districts Centre Pre-Poll	4	57.14%	1	14.29%	0	0.00%	1	14.29%	1	14.29%	7	0	0.00%	7	0.02%
53	Oodgeroo All-Districts Centre Pre-Poll	0	0.00%	0	0.00%	0	0.00%	0	0.00%	1	100.00%	1	0	0.00%	1	0.00%
54	Redcliffe All-Districts Centre Pre-Poll	5	17.24%	12	41.38%	0	0.00%	5	17.24%	7	24.14%	29	0	0.00%	29	0.10%
55	Southport All-Districts Centre Pre-Poll	2	66.67%	0	0.00%	0	0.00%	0	0.00%	1	33.33%	3	0	0.00%	3	0.01%
56	Telephone Voting - Pre-poll	0	0.00%	3	60.00%	0	0.00%	1	20.00%	1	20.00%	5	0	0.00%	5	0.02%
57	Townsville All-Districts Centre Pre-Poll	2	20.00%	4	40.00%	0	0.00%	4	40.00%	0	0.00%	10	0	0.00%	10	0.03%
58	eAssist - Coorparoo Pre-Poll	0	0.00%	0	0.00%	0	0.00%	0	0.00%	0	0.00%	0	0	0.00%	0	0.00%
59	Maleny Pre-Poll	315	12.94%	1,033	42.44%	49	2.01%	568	23.34%	469	19.27%	2,434	35	1.42%	2,469	8.27%
60	Returning Officer Glass House Pre-Poll	426	23.68%	734	40.80%	40	2.22%	450	25.01%	149	8.28%	1,799	54	2.91%	1,853	6.21%
61	Returning Officer Algester Pre-Poll	0	0.00%	0	0.00%	0	0.00%	0	0.00%	0	0.00%	0	0	0.00%	0	0.00%
62	Returning Officer Aspley Pre-Poll	2	18.18%	3	27.27%	0	0.00%	1	9.09%	5	45.45%	11	0	0.00%	11	0.04%
63	Returning Officer Bancroft Pre-Poll	4	28.57%	6	42.86%	0	0.00%	2	14.29%	2	14.29%	14	0	0.00%	14	0.05%
64	Returning Officer Barron River Pre-Poll	1	100.00%	0	0.00%	0	0.00%	0	0.00%	0	0.00%	1	0	0.00%	1	0.00%
65	Returning Officer Bonney Pre-Poll	0	0.00%	0	0.00%	0	0.00%	0	0.00%	0	0.00%	0	0	0.00%	0	0.00%
66	Returning Officer Broadwater Pre-Poll	0	0.00%	0	0.00%	0	0.00%	0	0.00%	0	0.00%	0	0	0.00%	0	0.00%
67	Returning Officer Buderim Pre-Poll	18	28.57%	22	34.92%	1	1.59%	10	15.87%	12	19.05%	63	3	4.55%	66	0.22%
68	Returning Officer Bulimba Pre-Poll	0	0.00%	0	0.00%	0	0.00%	0	0.00%	2	100.00%	2	0	0.00%	2	0.01%
69	Returning Officer Bundaberg Pre-Poll	0	0.00%	0	0.00%	0	0.00%	0	0.00%	0	0.00%	0	0	0.00%	0	0.00%
70	Returning Officer Bundamba Pre-Poll	0	0.00%	0	0.00%	0	0.00%	0	0.00%	0	0.00%	0	0	0.00%	0	0.00%

71	Returning Officer Burdekin Pre-Poll	0	0.00%	0	0.00%	0	0.00%	0	0.00%	0	0.00%	0	0	0.00%	0	0.00%
72	Returning Officer Burleigh Pre-Poll	0	0.00%	0	0.00%	0	0.00%	0	0.00%	0	0.00%	0	0	0.00%	0	0.00%
73	Returning Officer Burnett Pre-Poll	0	0.00%	0	0.00%	0	0.00%	0	0.00%	0	0.00%	0	0	0.00%	0	0.00%
74	Returning Officer Cairns Pre-Poll	0	0.00%	0	0.00%	0	0.00%	0	0.00%	0	0.00%	0	0	0.00%	0	0.00%
75	Returning Officer Callide Pre-Poll	0	0.00%	0	0.00%	0	0.00%	0	0.00%	0	0.00%	0	0	0.00%	0	0.00%
76	Returning Officer Caloundra Pre-Poll	44	22.34%	88	44.67%	5	2.54%	37	18.78%	23	11.68%	197	10	4.83%	207	0.69%
77	Returning Officer Capalaba Pre-Poll	0	0.00%	0	0.00%	0	0.00%	0	0.00%	0	0.00%	0	0	0.00%	0	0.00%
78	Returning Officer Chatsworth Pre-Poll	0	0.00%	0	0.00%	0	0.00%	0	0.00%	0	0.00%	0	0	0.00%	0	0.00%
79	Returning Officer Clayfield Pre-Poll	0	0.00%	0	0.00%	1	25.00%	1	25.00%	2	50.00%	4	0	0.00%	4	0.01%
80	Returning Officer Condamine Pre-Poll	0	0.00%	0	0.00%	0	0.00%	0	0.00%	0	0.00%	0	0	0.00%	0	0.00%
81	Returning Officer Cook Pre-Poll	0	0.00%	0	0.00%	0	0.00%	0	0.00%	0	0.00%	0	0	0.00%	0	0.00%
82	Returning Officer Coomera Pre-Poll	0	0.00%	0	0.00%	0	0.00%	0	0.00%	0	0.00%	0	0	0.00%	0	0.00%
83	Returning Officer Cooper Pre-Poll	0	0.00%	0	0.00%	0	0.00%	0	0.00%	0	0.00%	0	0	0.00%	0	0.00%
84	Returning Officer Currumbin Pre-Poll	0	0.00%	2	100.00%	0	0.00%	0	0.00%	0	0.00%	2	0	0.00%	2	0.01%
85	Returning Officer Everton Pre-Poll	0	0.00%	1	100.00%	0	0.00%	0	0.00%	0	0.00%	1	0	0.00%	1	0.00%
86	Returning Officer Ferny Grove Pre-Poll	1	20.00%	2	40.00%	1	20.00%	1	20.00%	0	0.00%	5	0	0.00%	5	0.02%
87	Returning Officer Gaven Pre-Poll	0	0.00%	0	0.00%	1	100.00%	0	0.00%	0	0.00%	1	0	0.00%	1	0.00%
88	Returning Officer Gladstone Pre-Poll	2	66.67%	1	33.33%	0	0.00%	0	0.00%	0	0.00%	3	0	0.00%	3	0.01%
89	Returning Officer Greenslopes Pre-Poll	0	0.00%	1	33.33%	0	0.00%	2	66.67%	0	0.00%	3	0	0.00%	3	0.01%
90	Returning Officer Gregory Pre-Poll	2	100.00%	0	0.00%	0	0.00%	0	0.00%	0	0.00%	2	0	0.00%	2	0.01%
91	Returning Officer Gympie Pre-Poll	2	50.00%	0	0.00%	1	25.00%	1	25.00%	0	0.00%	4	1	20.00%	5	0.02%
92	Returning Officer Hervey Bay Pre-Poll	0	0.00%	0	0.00%	0	0.00%	0	0.00%	0	0.00%	0	0	0.00%	0	0.00%
93	Returning Officer Hill Pre-Poll	0	0.00%	0	0.00%	0	0.00%	0	0.00%	0	0.00%	0	0	0.00%	0	0.00%
94	Returning Officer Hinchinbrook Pre-Poll	2	100.00%	0	0.00%	0	0.00%	0	0.00%	0	0.00%	2	0	0.00%	2	0.01%
95	Returning Officer Inala Pre-Poll	0	0.00%	0	0.00%	0	0.00%	1	100.00%	0	0.00%	1	0	0.00%	1	0.00%
96	Returning Officer Ipswich Pre-Poll	0	0.00%	0	0.00%	0	0.00%	3	100.00%	0	0.00%	3	0	0.00%	3	0.01%
97	Returning Officer Ipswich West Pre-Poll	0	0.00%	0	0.00%	0	0.00%	0	0.00%	0	0.00%	0	0	0.00%	0	0.00%
98	Returning Officer Jordan Pre-Poll	0	0.00%	0	0.00%	0	0.00%	0	0.00%	0	0.00%	0	0	0.00%	0	0.00%
99	Returning Officer Kawana Pre-Poll	8	19.05%	19	45.24%	1	2.38%	10	23.81%	4	9.52%	42	4	8.70%	46	0.15%
100	Returning Officer Keppel Pre-Poll	2	50.00%	2	50.00%	0	0.00%	0	0.00%	0	0.00%	4	0	0.00%	4	0.01%
101	Returning Officer Kurwongbah Pre-Poll	12	31.58%	13	34.21%	1	2.63%	11	28.95%	1	2.63%	38	0	0.00%	38	0.13%
102	Returning Officer Lockyer Pre-Poll	1	33.33%	1	33.33%	0	0.00%	1	33.33%	0	0.00%	3	0	0.00%	3	0.01%
103	Returning Officer Logan Pre-Poll	1	100.00%	0	0.00%	0	0.00%	0	0.00%	0	0.00%	1	0	0.00%	1	0.00%
104	Returning Officer Lytton Pre-Poll	0	0.00%	1	16.67%	1	16.67%	2	33.33%	2	33.33%	6	2	25.00%	8	0.03%
105	Returning Officer Macalister Pre-Poll	0	0.00%	0	0.00%	0	0.00%	0	0.00%	0	0.00%	0	0	0.00%	0	0.00%
106	Returning Officer Mackay Pre-Poll	0	0.00%	0	0.00%	0	0.00%	0	0.00%	0	0.00%	0	0	0.00%	0	0.00%
107	Returning Officer Maiwar Pre-Poll	0	0.00%	2	66.67%	0	0.00%	1	33.33%	0	0.00%	3	0	0.00%	3	0.01%
108	Returning Officer Mansfield Pre-Poll	0	0.00%	0	0.00%	0	0.00%	1	100.00%	0	0.00%	1	0	0.00%	1	0.00%
109	Returning Officer Maroochydore Pre-Poll	0	0.00%	0	0.00%	0	0.00%	0	0.00%	0	0.00%	0	0	0.00%	0	0.00%
110	Returning Officer Maryborough Pre-Poll	1	50.00%	0	0.00%	0	0.00%	1	50.00%	0	0.00%	2	0	0.00%	2	0.01%
111	Returning Officer Mcconnel Pre-Poll	0	0.00%	0	0.00%	0	0.00%	0	0.00%	0	0.00%	0	0	0.00%	0	0.00%
112	Returning Officer Mermaid Beach Pre-Poll	0	0.00%	0	0.00%	0	0.00%	0	0.00%	0	0.00%	0	0	0.00%	0	0.00%
113	Returning Officer Miller Pre-Poll	0	0.00%	0	0.00%	0	0.00%	0	0.00%	0	0.00%	0	0	0.00%	0	0.00%
114	Returning Officer Mirani Pre-Poll	0	0.00%	0	0.00%	0	0.00%	0	0.00%	0	0.00%	0	0	0.00%	0	0.00%
115	Returning Officer Moggill Pre-Poll	0	0.00%	0	0.00%	0	0.00%	0	0.00%	2	100.00%	2	0	0.00%	2	0.01%
116	Returning Officer Morayfield Pre-Poll	0	0.00%	0	0.00%	0	0.00%	0	0.00%	0	0.00%	0	0	0.00%	0	0.00%
117	Returning Officer Mount Ommaney Pre-Poll	0	0.00%	0	0.00%	0	0.00%	0	0.00%	0	0.00%	0	0	0.00%	0	0.00%
118	Returning Officer Mudgeeraba Pre-Poll	0	0.00%	0	0.00%	0	0.00%	0	0.00%	0	0.00%	0	0	0.00%	0	0.00%
119	Returning Officer Mulgrave Pre-Poll	0	0.00%	0	0.00%	0	0.00%	0	0.00%	0	0.00%	0	0	0.00%	0	0.00%
120	Returning Officer Mundingburra Pre-Poll	0	0.00%	0	0.00%	0	0.00%	0	0.00%	0	0.00%	0	0	0.00%	0	0.00%
121	Returning Officer Murrumba Pre-Poll	5	25.00%	5	25.00%	2	10.00%	7	35.00%	1	5.00%	20	0	0.00%	20	0.07%
122	Returning Officer Nanango Pre-Poll	1	100.00%	0	0.00%	0	0.00%	0	0.00%	0	0.00%	1	0	0.00%	1	0.00%
123	Returning Officer Nicklin Pre-Poll	60	26.67%	73	32.44%	6	2.67%	51	22.67%	35	15.56%	225	8	3.43%	233	0.78%
124	Returning Officer Ninderry Pre-Poll	1	16.67%	2	33.33%	0	0.00%	2	33.33%	1	16.67%	6	3	33.33%	9	0.03%
125	Returning Officer Noosa Pre-Poll	0	0.00%	0	0.00%	0	0.00%	0	0.00%	0	0.00%	0	0	0.00%	0	0.00%
126	Returning Officer Nudgee Pre-Poll	0	0.00%	1	50.00%	0	0.00%	1	50.00%	0	0.00%	2	0	0.00%	2	0.01%
127	Returning Officer Oodgeroo Pre-Poll	0	0.00%	0	0.00%	0	0.00%	0	0.00%	0	0.00%	0	0	0.00%	0	0.00%
128	Returning Officer Pine Rivers Pre-Poll	8	23.53%	14	41.18%	0	0.00%	9	26.47%	3	8.82%	34	0	0.00%	34	0.11%
129	Returning Officer Pumicestone Pre-Poll	85	29.82%	108	37.89%	7	2.46%	70	24.56%	15	5.26%	285	12	4.04%	297	1.00%
130	Returning Officer Redcliffe Pre-Poll	0	0.00%	0	0.00%	0	0.00%	0	0.00%	0	0.00%	0	0	0.00%	0	0.00%
131	Returning Officer Redlands Pre-Poll	0	0.00%	0	0.00%	0	0.00%	1	100.00%	0	0.00%	1	0	0.00%	1	0.00%
132	Returning Officer Rockhampton Pre-Poll	0	0.00%	0	0.00%	0	0.00%	2	100.00%	0	0.00%	2	0	0.00%	2	0.01%
133	Returning Officer Sandgate Pre-Poll	4	44.44%	1	11.11%	0	0.00%	4	44.44%	0	0.00%	9	0	0.00%	9	0.03%
134	Returning Officer Scenic Rim Pre-Poll	0	0.00%	0	0.00%	0	0.00%	0	0.00%	0	0.00%	0	0	0.00%	0	0.00%
135	Returning Officer South Brisbane Pre-Poll	0	0.00%	0	0.00%	0	0.00%	1	50.00%	1	50.00%	2	0	0.00%	2	0.01%
136	Returning Officer Southern Downs Pre-Poll	1	33.33%	1	33.33%	1	33.33%	0	0.00%	0	0.00%	3	1	25.00%	4	0.01%
137	Returning Officer Southport Pre-Poll	0	0.00%	0	0.00%	0	0.00%	0	0.00%	0	0.00%	0	0	0.00%	0	0.00%
138	Returning Officer Springwood Pre-Poll	2	50.00%	2	50.00%	0	0.00%	0	0.00%	0	0.00%	4	1	20.00%	5	0.02%
139	Returning Officer Stafford Pre-Poll	1	25.00%	1	25.00%	1	25.00%	0	0.00%	1	25.00%	4	0	0.00%	4	0.01%
140	Returning Officer Stretton Pre-Poll	0	0.00%	0	0.00%	0	0.00%	0	0.00%	0	0.00%	0	0	0.00%	0	0.00%
141	Returning Officer Surfers Paradise Pre-Poll	0	0.00%	1	100.00%	0	0.00%	0	0.00%	0	0.00%	1	0	0.00%	1	0.00%
142	Returning Officer Theodore Pre-Poll	0	0.00%	0	0.00%	0	0.00%	0	0.00%	0	0.00%	0	0	0.00%	0	0.00%
143	Returning Officer Thuringowa Pre-Poll	0	0.00%	0	0.00%	0	0.00%	0	0.00%	0	0.00%	0	0	0.00%	0	0.00%
144	Returning Officer Toohey Pre-Poll	0	0.00%	0	0.00%	0	0.00%	0	0.00%	0	0.00%	0	0	0.00%	0	0.00%
145	Returning Officer Toowoomba North Pre-Poll	0	0.00%	0	0.00%	0	0.00%	0	0.00%	0	0.00%	0	0	0.00%	0	0.00%
146	Returning Officer Toowoomba South Pre-Poll	0	0.00%	2	100.00%	0	0.00%	0	0.00%	0	0.00%	2	0	0.00%	2	0.01%
147	Returning Officer Townsville Pre-Poll	0	0.00%	1	50.00%	0	0.00%	1	50.00%	0	0.00%	2	0	0.00%	2	0.01%
148	Returning Officer Traeger Pre-Poll	1	33.33%	2	66.67%	0	0.00%	0	0.00%	0	0.00%	3	0	0.00%	3	0.01%
149	Returning Officer Warrego Pre-Poll	0	0.00%	0	0.00%	0	0.00%	1	50.00%	1	50.00%	2	0	0.00%	2	0.01%

150	Returning Officer Waterford Pre-Poll	0	0.00%	0	0.00%	0	0.00%	0	0.00%	0	0.00%	0	0	0.00%	0	0.00%
151	Returning Officer Whitsunday Pre-Poll	1	100.00%	0	0.00%	0	0.00%	0	0.00%	0	0.00%	1	0	0.00%	1	0.00%
152	Returning Officer Woodridge Pre-Poll	0	0.00%	0	0.00%	0	0.00%	1	100.00%	0	0.00%	1	0	0.00%	1	0.00%
	Polling Booth Totals	**5,402**	**22.47%**	**8,423**	**35.03%**	**624**	**2.60%**	**6,469**	**26.91%**	**3,125**	**13.00%**	**24,043**	**806**	**3.24%**	**24,849**	**83.27%**
	Postal, Special Postal, Unenrolled Votes	773	23.91%	1,345	41.60%	90	2.78%	716	22.15%	309	9.56%	3,233	181	5.30%	3,414	11.44%
	Pre-Poll (In Person) Absent Votes	29	26.61%	44	40.37%	1	0.92%	20	18.35%	15	13.76%	109	2	1.80%	111	0.37%
	Polling Day Absent Votes	297	23.70%	363	28.97%	47	3.75%	318	25.38%	228	18.20%	1,253	73	5.51%	1,326	4.44%
	Declared Institution Votes	13	16.25%	35	43.75%	1	1.25%	22	27.50%	9	11.25%	80	3	3.61%	83	0.28%
	Polling Day Declaration Votes	11	20.00%	11	20.00%	2	3.64%	12	21.82%	19	34.55%	55	3	5.17%	58	0.19%
	Uncertain Identity	0	0.00%	0	0.00%	0	0.00%	0	0.00%	0	0.00%	0	0	0.00%	0	0.00%
	Declaration and Pre-Poll Votes Totals	**1,123**	**23.74%**	**1,798**	**38.01%**	**141**	**2.98%**	**1,088**	**23.00%**	**580**	**12.26%**	**4,730**	**262**	**5.25%**	**4,992**	**16.73%**
	Total First Preference Votes	**6,525**	**22.68%**	**10,221**	**35.52%**	**765**	**2.66%**	**7,557**	**26.26%**	**3,705**	**12.88%**	**28,773**	**1,068**	**3.58%**	**29,841**	**100.00%**

Distribution of Preferences

Preference Distribution	BELL-HENSELIN Tracey Votes	%	* POWELL Andrew Votes	%	MUREAU Sue Votes	%	HAMPSTEAD Brent Votes	%	WEBER Sue Votes	%	Votes remaining in count	Exhausted Votes	%	Total Formal Votes
First Preference Votes	6,525	22.68%	10,221	35.52%	765	2.66%	7,557	26.26%	3,705	12.88%	28,773			28,773
MUREAU Excluded (1st)	**183**	**23.92%**	**145**	**18.95%**			**177**	**23.14%**	**260**	**33.99%**	**765**	**0**	**0.00%**	**765**
Total	6,708	23.31%	10,366	36.03%			7,734	26.88%	3,965	13.78%	28,773	0	0.00%	28,773
WEBER Excluded (2nd)	**495**	**12.48%**	**544**	**13.72%**			**2,926**	**73.80%**			**3,965**	**0**	**0.00%**	**3,965**
Total	7,203	25.03%	10,910	37.92%			10,660	37.05%			28,773	0	0.00%	28,773
BELL-HENSELIN Excluded (3rd)			**4,463**	**61.96%**			**2,740**	**38.04%**			**7,203**	**0**	**0.00%**	**7,203**
District Total			**15,373**	**53.43%**			**13,400**	**46.57%**			**28,773**	**0**	**0.00%**	**28,773**

*** Indicates the winner**

30 - Electoral District of Greenslopes

First Preference Votes Polled for each Candidate at each Polling Booth

Booth No.	Polling Booth	HUML Victor GRN Votes	%	* KELLY Joe ALP Votes	%	KAYE Ian LNP Votes	%	Total Formal Votes	Informal Votes	%	Total Votes	% of Total Votes
1	Camp Hill	287	19.63%	605	41.38%	570	38.99%	1,462	39	2.60%	1,501	4.74%
2	Cavendish Road	425	22.01%	832	43.09%	674	34.90%	1,931	49	2.47%	1,980	6.26%
3	Coorparoo	551	23.64%	1,098	47.10%	682	29.26%	2,331	81	3.36%	2,412	7.62%
4	Coorparoo South	428	19.96%	832	38.81%	884	41.23%	2,144	65	2.94%	2,209	6.98%
5	Greenslopes	687	29.02%	1,026	43.35%	654	27.63%	2,367	93	3.78%	2,460	7.77%
6	Marshall Road	234	18.04%	568	43.79%	495	38.16%	1,297	31	2.33%	1,328	4.20%
7	Mt Gravatt	289	22.51%	531	41.36%	464	36.14%	1,284	60	4.46%	1,344	4.25%
8	Mt Gravatt West	62	25.73%	101	41.91%	78	32.37%	241	5	2.03%	246	0.78%
9	Norman Park	66	16.62%	180	45.34%	151	38.04%	397	12	2.93%	409	1.29%
10	Seville Road	246	21.52%	596	52.14%	301	26.33%	1,143	41	3.46%	1,184	3.74%
11	South Coorparoo	224	15.73%	482	33.85%	718	50.42%	1,424	30	2.06%	1,454	4.59%
12	St Matthews	204	19.81%	446	43.30%	380	36.89%	1,030	27	2.55%	1,057	3.34%
13	Stones Corner	77	34.53%	106	47.53%	40	17.94%	223	3	1.33%	226	0.71%
14	West Coorparoo	320	26.06%	539	43.89%	369	30.05%	1,228	33	2.62%	1,261	3.98%
15	Brisbane CBD All-Districts Centre	46	46.46%	29	29.29%	24	24.24%	99	6	5.71%	105	0.33%
16	Bundaberg All-Districts Centre	0	0.00%	0	0.00%	0	0.00%	0	0	0.00%	0	0.00%
17	Burleigh All-Districts Centre	0	0.00%	3	60.00%	2	40.00%	5	0	0.00%	5	0.02%
18	Cairns All-Districts Centre	0	0.00%	0	0.00%	0	0.00%	0	0	0.00%	0	0.00%
19	East Brisbane All-Districts Centre	22	41.51%	11	20.75%	20	37.74%	53	1	1.85%	54	0.17%
20	Hervey Bay All-Districts Centre	0	0.00%	0	0.00%	0	0.00%	0	0	0.00%	0	0.00%
21	Mackay All-Districts Centre	0	0.00%	1	100.00%	0	0.00%	1	0	0.00%	1	0.00%
22	Maroochydore All-Districts Centre	0	0.00%	0	0.00%	2	100.00%	2	0	0.00%	2	0.01%
23	Morayfield All-Districts Centre	0	0.00%	0	0.00%	0	0.00%	0	0	0.00%	0	0.00%
24	Noosa All-Districts Centre	1	20.00%	2	40.00%	2	40.00%	5	0	0.00%	5	0.02%
25	Oodgeroo All-Districts Centre	0	0.00%	0	0.00%	1	100.00%	1	0	0.00%	1	0.00%
26	Redcliffe All-Districts Centre	0	0.00%	0	0.00%	1	100.00%	1	0	0.00%	1	0.00%
27	Southport All-Districts Centre	1	33.33%	0	0.00%	2	66.67%	3	0	0.00%	3	0.01%
28	Telephone Voting	3	60.00%	0	0.00%	2	40.00%	5	0	0.00%	5	0.02%
29	Townsville All-Districts Centre	0	0.00%	0	0.00%	0	0.00%	0	0	0.00%	0	0.00%
30	Vulture Street All-Districts Centre	15	35.71%	16	38.10%	11	26.19%	42	0	0.00%	42	0.13%
31	Woolloongabba All-Districts Centre	8	42.11%	6	31.58%	5	26.32%	19	0	0.00%	19	0.06%
32	Brisbane CBD All-Districts Centre Pre-Poll	323	23.93%	579	42.89%	448	33.19%	1,350	41	2.95%	1,391	4.39%
33	Bundaberg All-Districts Centre Pre-Poll	2	20.00%	5	50.00%	3	30.00%	10	0	0.00%	10	0.03%
34	Burleigh All-Districts Centre Pre-Poll	3	23.08%	5	38.46%	5	38.46%	13	0	0.00%	13	0.04%
35	Cairns All-Districts Centre Pre-Poll	0	0.00%	0	0.00%	2	100.00%	2	0	0.00%	2	0.01%
36	Electoral Visit	13	10.24%	53	41.73%	61	48.03%	127	1	0.78%	128	0.40%
37	Hervey Bay All-Districts Centre Pre-poll	0	0.00%	0	0.00%	1	100.00%	1	0	0.00%	1	0.00%
38	Mackay All-Districts Centre Pre-Poll	0	0.00%	4	100.00%	0	0.00%	4	0	0.00%	4	0.01%
39	Maroochydore All-Districts Centre Pre-Poll	5	50.00%	3	30.00%	2	20.00%	10	0	0.00%	10	0.03%
40	Morayfield All-Districts Centre Pre-poll	0	0.00%	1	33.33%	2	66.67%	3	0	0.00%	3	0.01%
41	Noosa All-Districts Centre Pre-Poll	2	22.22%	3	33.33%	4	44.44%	9	0	0.00%	9	0.03%
42	Oodgeroo All-Districts Centre Pre-Poll	4	22.22%	5	27.78%	9	50.00%	18	0	0.00%	18	0.06%
43	Redcliffe All-Districts Centre Pre-Poll	2	33.33%	3	50.00%	1	16.67%	6	0	0.00%	6	0.02%
44	Southport All-Districts Centre Pre-Poll	5	31.25%	7	43.75%	4	25.00%	16	0	0.00%	16	0.05%
45	Telephone Voting - Pre-poll	3	33.33%	3	33.33%	3	33.33%	9	0	0.00%	9	0.03%
46	Townsville All-Districts Centre Pre-Poll	1	20.00%	4	80.00%	0	0.00%	5	0	0.00%	5	0.02%
47	eAssist - Coorparoo Pre-Poll	31	19.38%	78	48.75%	51	31.88%	160	4	2.44%	164	0.52%
48	Returning Officer Greenslopes Pre-Poll	571	17.90%	1,342	42.07%	1,277	40.03%	3,190	55	1.69%	3,245	10.25%
49	Returning Officer Algester Pre-Poll	0	0.00%	0	0.00%	0	0.00%	0	0	0.00%	0	0.00%
50	Returning Officer Aspley Pre-Poll	1	20.00%	3	60.00%	1	20.00%	5	1	16.67%	6	0.02%
51	Returning Officer Bancroft Pre-Poll	0	0.00%	0	0.00%	1	100.00%	1	0	0.00%	1	0.00%
52	Returning Officer Barron River Pre-Poll	0	0.00%	0	0.00%	0	0.00%	0	0	0.00%	0	0.00%
53	Returning Officer Bonney Pre-Poll	0	0.00%	0	0.00%	0	0.00%	0	0	0.00%	0	0.00%
54	Returning Officer Broadwater Pre-Poll	0	0.00%	0	0.00%	1	100.00%	1	0	0.00%	1	0.00%
55	Returning Officer Buderim Pre-Poll	1	50.00%	1	50.00%	0	0.00%	2	0	0.00%	2	0.01%

56	Returning Officer Bulimba Pre-Poll	9	26.47%	10	29.41%	15	44.12%	34	0	0.00%	34	0.11%
57	Returning Officer Bundaberg Pre-Poll	0	0.00%	0	0.00%	0	0.00%	0	0	0.00%	0	0.00%
58	Returning Officer Bundamba Pre-Poll	0	0.00%	2	100.00%	0	0.00%	2	0	0.00%	2	0.01%
59	Returning Officer Burdekin Pre-Poll	0	0.00%	0	0.00%	0	0.00%	0	0	0.00%	0	0.00%
60	Returning Officer Burleigh Pre-Poll	0	0.00%	0	0.00%	0	0.00%	0	0	0.00%	0	0.00%
61	Returning Officer Burnett Pre-Poll	0	0.00%	0	0.00%	0	0.00%	0	0	0.00%	0	0.00%
62	Returning Officer Cairns Pre-Poll	0	0.00%	0	0.00%	0	0.00%	0	0	0.00%	0	0.00%
63	Returning Officer Callide Pre-Poll	0	0.00%	0	0.00%	0	0.00%	0	0	0.00%	0	0.00%
64	Returning Officer Caloundra Pre-Poll	0	0.00%	0	0.00%	1	100.00%	1	0	0.00%	1	0.00%
65	Returning Officer Capalaba Pre-Poll	0	0.00%	7	58.33%	5	41.67%	12	1	7.69%	13	0.04%
66	Returning Officer Chatsworth Pre-Poll	6	22.22%	6	22.22%	15	55.56%	27	1	3.57%	28	0.09%
67	Returning Officer Clayfield Pre-Poll	1	14.29%	2	28.57%	4	57.14%	7	1	12.50%	8	0.03%
68	Returning Officer Condamine Pre-Poll	1	50.00%	1	50.00%	0	0.00%	2	0	0.00%	2	0.01%
69	Returning Officer Cook Pre-Poll	0	0.00%	0	0.00%	0	0.00%	0	0	0.00%	0	0.00%
70	Returning Officer Coomera Pre-Poll	0	0.00%	1	100.00%	0	0.00%	1	0	0.00%	1	0.00%
71	Returning Officer Cooper Pre-Poll	4	36.36%	2	18.18%	5	45.45%	11	1	8.33%	12	0.04%
72	Returning Officer Currumbin Pre-Poll	1	20.00%	2	40.00%	2	40.00%	5	0	0.00%	5	0.02%
73	Returning Officer Everton Pre-Poll	0	0.00%	0	0.00%	2	100.00%	2	0	0.00%	2	0.01%
74	Returning Officer Ferny Grove Pre-Poll	1	100.00%	0	0.00%	0	0.00%	1	0	0.00%	1	0.00%
75	Returning Officer Gaven Pre-Poll	2	40.00%	3	60.00%	0	0.00%	5	0	0.00%	5	0.02%
76	Returning Officer Gladstone Pre-Poll	0	0.00%	0	0.00%	0	0.00%	0	0	0.00%	0	0.00%
77	Returning Officer Glass House Pre-Poll	0	0.00%	0	0.00%	0	0.00%	0	0	0.00%	0	0.00%
78	Returning Officer Gregory Pre-Poll	0	0.00%	0	0.00%	0	0.00%	0	0	0.00%	0	0.00%
79	Returning Officer Gympie Pre-Poll	1	100.00%	0	0.00%	0	0.00%	1	0	0.00%	1	0.00%
80	Returning Officer Hervey Bay Pre-Poll	0	0.00%	0	0.00%	0	0.00%	0	0	0.00%	0	0.00%
81	Returning Officer Hill Pre-Poll	0	0.00%	0	0.00%	0	0.00%	0	0	0.00%	0	0.00%
82	Returning Officer Hinchinbrook Pre-Poll	0	0.00%	0	0.00%	0	0.00%	0	0	0.00%	0	0.00%
83	Returning Officer Inala Pre-Poll	0	0.00%	3	33.33%	6	66.67%	9	0	0.00%	9	0.03%
84	Returning Officer Ipswich Pre-Poll	0	0.00%	1	100.00%	0	0.00%	1	0	0.00%	1	0.00%
85	Returning Officer Ipswich West Pre-Poll	0	0.00%	0	0.00%	0	0.00%	0	0	0.00%	0	0.00%
86	Returning Officer Jordan Pre-Poll	0	0.00%	3	75.00%	1	25.00%	4	0	0.00%	4	0.01%
87	Returning Officer Kawana Pre-Poll	0	0.00%	0	0.00%	0	0.00%	0	0	0.00%	0	0.00%
88	Returning Officer Keppel Pre-Poll	1	100.00%	0	0.00%	0	0.00%	1	0	0.00%	1	0.00%
89	Returning Officer Kurwongbah Pre-Poll	0	0.00%	1	100.00%	0	0.00%	1	0	0.00%	1	0.00%
90	Returning Officer Lockyer Pre-Poll	0	0.00%	0	0.00%	2	100.00%	2	0	0.00%	2	0.01%
91	Returning Officer Logan Pre-Poll	0	0.00%	0	0.00%	0	0.00%	0	0	0.00%	0	0.00%
92	Returning Officer Lytton Pre-Poll	1	5.56%	11	61.11%	6	33.33%	18	1	5.26%	19	0.06%
93	Returning Officer Macalister Pre-Poll	0	0.00%	0	0.00%	0	0.00%	0	0	0.00%	0	0.00%
94	Returning Officer Mackay Pre-Poll	0	0.00%	0	0.00%	0	0.00%	0	0	0.00%	0	0.00%
95	Returning Officer Maiwar Pre-Poll	2	50.00%	2	50.00%	0	0.00%	4	0	0.00%	4	0.01%
96	Returning Officer Mansfield Pre-Poll	14	15.05%	33	35.48%	46	49.46%	93	2	2.11%	95	0.30%
97	Returning Officer Maroochydore Pre-Poll	0	0.00%	0	0.00%	0	0.00%	0	0	0.00%	0	0.00%
98	Returning Officer Maryborough Pre-Poll	0	0.00%	0	0.00%	0	0.00%	0	0	0.00%	0	0.00%
99	Returning Officer Mcconnel Pre-Poll	9	34.62%	10	38.46%	7	26.92%	26	1	3.70%	27	0.09%
100	Returning Officer Mermaid Beach Pre-Poll	1	50.00%	0	0.00%	1	50.00%	2	0	0.00%	2	0.01%
101	Returning Officer Miller Pre-Poll	2	11.76%	8	47.06%	7	41.18%	17	1	5.56%	18	0.06%
102	Returning Officer Mirani Pre-Poll	0	0.00%	0	0.00%	0	0.00%	0	0	0.00%	0	0.00%
103	Returning Officer Moggill Pre-Poll	0	0.00%	1	50.00%	1	50.00%	2	0	0.00%	2	0.01%
104	Returning Officer Morayfield Pre-Poll	0	0.00%	0	0.00%	0	0.00%	0	0	0.00%	0	0.00%
105	Returning Officer Mount Ommaney Pre-Poll	3	27.27%	4	36.36%	4	36.36%	11	0	0.00%	11	0.03%
106	Returning Officer Mudgeeraba Pre-Poll	0	0.00%	1	50.00%	1	50.00%	2	0	0.00%	2	0.01%
107	Returning Officer Mulgrave Pre-Poll	0	0.00%	0	0.00%	0	0.00%	0	0	0.00%	0	0.00%
108	Returning Officer Mundingburra Pre-Poll	0	0.00%	0	0.00%	0	0.00%	0	0	0.00%	0	0.00%
109	Returning Officer Murrumba Pre-Poll	0	0.00%	1	100.00%	0	0.00%	1	0	0.00%	1	0.00%
110	Returning Officer Nanango Pre-Poll	0	0.00%	0	0.00%	0	0.00%	0	0	0.00%	0	0.00%
111	Returning Officer Nicklin Pre-Poll	0	0.00%	0	0.00%	0	0.00%	0	0	0.00%	0	0.00%
112	Returning Officer Ninderry Pre-Poll	0	0.00%	1	100.00%	0	0.00%	1	0	0.00%	1	0.00%
113	Returning Officer Noosa Pre-Poll	0	0.00%	0	0.00%	0	0.00%	0	0	0.00%	0	0.00%
114	Returning Officer Nudgee Pre-Poll	2	33.33%	3	50.00%	1	16.67%	6	0	0.00%	6	0.02%
115	Returning Officer Oodgeroo Pre-Poll	0	0.00%	0	0.00%	0	0.00%	0	0	0.00%	0	0.00%
116	Returning Officer Pine Rivers Pre-Poll	0	0.00%	0	0.00%	2	100.00%	2	0	0.00%	2	0.01%
117	Returning Officer Pumicestone Pre-Poll	0	0.00%	0	0.00%	0	0.00%	0	0	0.00%	0	0.00%
118	Returning Officer Redcliffe Pre-Poll	0	0.00%	0	0.00%	0	0.00%	0	0	0.00%	0	0.00%
119	Returning Officer Redlands Pre-Poll	4	33.33%	3	25.00%	5	41.67%	12	0	0.00%	12	0.04%

120	Returning Officer Rockhampton Pre-Poll	1	33.33%	0	0.00%	2	66.67%	3	1	25.00%	4	0.01%
121	Returning Officer Sandgate Pre-Poll	0	0.00%	1	100.00%	0	0.00%	1	0	0.00%	1	0.00%
122	Returning Officer Scenic Rim Pre-Poll	0	0.00%	0	0.00%	1	100.00%	1	1	50.00%	2	0.01%
123	Returning Officer South Brisbane Pre-Poll	6	28.57%	10	47.62%	5	23.81%	21	0	0.00%	21	0.07%
124	Returning Officer Southern Downs Pre-Poll	1	100.00%	0	0.00%	0	0.00%	1	0	0.00%	1	0.00%
125	Returning Officer Southport Pre-Poll	0	0.00%	0	0.00%	0	0.00%	0	0	0.00%	0	0.00%
126	Returning Officer Springwood Pre-Poll	2	11.76%	6	35.29%	9	52.94%	17	0	0.00%	17	0.05%
127	Returning Officer Stafford Pre-Poll	0	0.00%	3	100.00%	0	0.00%	3	0	0.00%	3	0.01%
128	Returning Officer Stretton Pre-Poll	0	0.00%	3	60.00%	2	40.00%	5	1	16.67%	6	0.02%
129	Returning Officer Surfers Paradise Pre-Poll	0	0.00%	1	50.00%	1	50.00%	2	0	0.00%	2	0.01%
130	Returning Officer Theodore Pre-Poll	0	0.00%	0	0.00%	2	100.00%	2	1	33.33%	3	0.01%
131	Returning Officer Thuringowa Pre-Poll	0	0.00%	0	0.00%	0	0.00%	0	0	0.00%	0	0.00%
132	Returning Officer Toohey Pre-Poll	1	8.33%	7	58.33%	4	33.33%	12	1	7.69%	13	0.04%
133	Returning Officer Toowoomba North Pre-Poll	1	25.00%	1	25.00%	2	50.00%	4	0	0.00%	4	0.01%
134	Returning Officer Toowoomba South Pre-Poll	0	0.00%	1	100.00%	0	0.00%	1	0	0.00%	1	0.00%
135	Returning Officer Townsville Pre-Poll	0	0.00%	0	0.00%	0	0.00%	0	0	0.00%	0	0.00%
136	Returning Officer Traeger Pre-Poll	1	25.00%	3	75.00%	0	0.00%	4	0	0.00%	4	0.01%
137	Returning Officer Warrego Pre-Poll	0	0.00%	0	0.00%	0	0.00%	0	0	0.00%	0	0.00%
138	Returning Officer Waterford Pre-Poll	0	0.00%	0	0.00%	0	0.00%	0	0	0.00%	0	0.00%
139	Returning Officer Whitsunday Pre-Poll	1	50.00%	1	50.00%	0	0.00%	2	0	0.00%	2	0.01%
140	Returning Officer Woodridge Pre-Poll	0	0.00%	2	33.33%	4	66.67%	6	0	0.00%	6	0.02%
	Polling Booth Totals	**5,242**	**21.76%**	**10,270**	**42.63%**	**8,579**	**35.61%**	**24,091**	**692**	**2.79%**	**24,783**	**78.30%**
	Postal, Special Postal, Unenrolled Votes	648	15.34%	1,787	42.32%	1,788	42.34%	4,223	335	7.35%	4,558	14.40%
	Pre-Poll (In Person) Absent Votes	18	32.73%	26	47.27%	11	20.00%	55	1	1.79%	56	0.18%
	Polling Day Absent Votes	551	27.56%	776	38.82%	672	33.62%	1,999	79	3.80%	2,078	6.57%
	Declared Institution Votes	21	21.65%	44	45.36%	32	32.99%	97	5	4.90%	102	0.32%
	Polling Day Declaration Votes	18	24.66%	27	36.99%	28	38.36%	73	2	2.67%	75	0.24%
	Uncertain Identity	0	0.00%	0	0.00%	0	0.00%	0	0	0.00%	0	0.00%
	Declaration and Pre-Poll Votes Totals	**1,256**	**19.48%**	**2,660**	**41.26%**	**2,531**	**39.26%**	**6,447**	**422**	**6.14%**	**6,869**	**21.70%**
	Total First Preference Votes	**6,498**	**21.28%**	**12,930**	**42.34%**	**11,110**	**36.38%**	**30,538**	**1,114**	**3.52%**	**31,652**	**100.00%**

Distribution of Preferences

Preference Distribution	HUML Victor Votes	HUML Victor %	* KELLY Joe Votes	* KELLY Joe %	KAYE Ian Votes	KAYE Ian %	Votes remaining in count	Exhausted Votes	Exhausted %	Total Formal Votes
First Preference Votes	6,498	21.28%	12,930	42.34%	11,110	36.38%	30,538			30,538
HUML Excluded (1st)			**5,434**	**83.63%**	**1,064**	**16.37%**	**6,498**	**0**	**0.00%**	**6,498**
District Total			**18,364**	**60.13%**	**12,174**	**39.87%**	**30,538**	**0**	**0.00%**	**30,538**

*** Indicates the winner**

31 - Electoral District of Gregory

First Preference Votes Polled for each Candidate at each Polling Booth

Booth No.	Polling Booth	WESTON Norman GRN Votes	%	* MILLAR Lachlan LNP Votes	%	HIGGINS Mark ONP Votes	%	CURRIE Bruce Votes	%	KERRIGAN Dave ALP Votes	%	Total Formal Votes	Informal Votes	%	Total Votes	% of Total Votes
1	Alpha	3	1.52%	98	49.49%	57	28.79%	7	3.54%	33	16.67%	198	4	1.98%	202	0.93%
2	Aramac	3	2.11%	48	33.80%	26	18.31%	31	21.83%	34	23.94%	142	4	2.74%	146	0.67%
3	Barcaldine	19	2.66%	204	28.61%	113	15.85%	137	19.21%	240	33.66%	713	14	1.93%	727	3.33%
4	Bedourie	2	5.88%	17	50.00%	7	20.59%	3	8.82%	5	14.71%	34	1	2.86%	35	0.16%
5	Birdsville	0	0.00%	13	44.83%	12	41.38%	0	0.00%	4	13.79%	29	1	3.33%	30	0.14%
6	Blackall	10	2.98%	166	49.40%	73	21.73%	13	3.87%	74	22.02%	336	9	2.61%	345	1.58%
7	Blackwater	16	2.96%	102	18.89%	195	36.11%	35	6.48%	192	35.56%	540	16	2.88%	556	2.55%
8	Blackwater North	21	4.38%	110	22.92%	176	36.67%	29	6.04%	144	30.00%	480	10	2.04%	490	2.25%
9	Bluff	3	1.75%	55	32.16%	56	32.75%	6	3.51%	51	29.82%	171	2	1.16%	173	0.79%
10	Boulia	8	6.67%	58	48.33%	15	12.50%	5	4.17%	34	28.33%	120	0	0.00%	120	0.55%
11	Capella	12	2.35%	233	45.69%	130	25.49%	68	13.33%	67	13.14%	510	21	3.95%	531	2.43%
12	Duaringa	1	0.59%	94	55.62%	39	23.08%	6	3.55%	29	17.16%	169	10	5.59%	179	0.82%
13	Emerald Christian College	21	2.39%	447	50.80%	233	26.48%	36	4.09%	143	16.25%	880	25	2.76%	905	4.15%
14	Emerald North	65	3.81%	706	41.38%	479	28.08%	115	6.74%	341	19.99%	1,706	55	3.12%	1,761	8.07%
15	Emerald South	46	4.16%	502	45.43%	274	24.80%	76	6.88%	207	18.73%	1,105	45	3.91%	1,150	5.27%
16	Ilfracombe	1	1.49%	28	41.79%	27	40.30%	2	2.99%	9	13.43%	67	2	2.90%	69	0.32%
17	Isisford	1	3.85%	10	38.46%	10	38.46%	1	3.85%	4	15.38%	26	1	3.70%	27	0.12%
18	Jericho	3	4.48%	30	44.78%	15	22.39%	9	13.43%	10	14.93%	67	2	2.90%	69	0.32%
19	Jundah	1	2.44%	20	48.78%	16	39.02%	0	0.00%	4	9.76%	41	1	2.38%	42	0.19%
20	Longreach High	31	4.54%	363	53.15%	105	15.37%	44	6.44%	140	20.50%	683	22	3.12%	705	3.23%
21	Muttaburra	2	5.71%	14	40.00%	14	40.00%	4	11.43%	1	2.86%	35	1	2.78%	36	0.17%
22	Rolleston	2	1.46%	80	58.39%	40	29.20%	7	5.11%	8	5.84%	137	3	2.14%	140	0.64%
23	Rubyvale	10	3.85%	69	26.54%	110	42.31%	7	2.69%	64	24.62%	260	14	5.11%	274	1.26%
24	Sapphire	9	3.14%	83	28.92%	107	37.28%	19	6.62%	69	24.04%	287	13	4.33%	300	1.38%
25	Springsure	9	1.43%	353	56.12%	161	25.60%	25	3.97%	81	12.88%	629	16	2.48%	645	2.96%
26	Tambo	3	1.27%	121	51.05%	70	29.54%	6	2.53%	37	15.61%	237	6	2.47%	243	1.11%
27	Tieri	8	3.33%	65	27.08%	40	16.67%	9	3.75%	118	49.17%	240	2	0.83%	242	1.11%
28	Windorah	0	0.00%	14	51.85%	8	29.63%	2	7.41%	3	11.11%	27	2	6.90%	29	0.13%
29	Winton	1	1.49%	30	44.78%	18	26.87%	5	7.46%	13	19.40%	67	1	1.47%	68	0.31%
30	Woorabinda	24	10.96%	46	21.00%	11	5.02%	8	3.65%	130	59.36%	219	20	8.37%	239	1.10%
31	Brisbane CBD All-Districts Centre	0	0.00%	8	80.00%	0	0.00%	1	10.00%	1	10.00%	10	0	0.00%	10	0.05%
32	Bundaberg All-Districts Centre	1	5.88%	5	29.41%	2	11.76%	3	17.65%	6	35.29%	17	1	5.56%	18	0.08%
33	Burleigh All-Districts Centre	0	0.00%	2	100.00%	0	0.00%	0	0.00%	0	0.00%	2	0	0.00%	2	0.01%
34	Cairns All-Districts Centre	0	0.00%	0	0.00%	0	0.00%	0	0.00%	0	0.00%	0	0	0.00%	0	0.00%
35	East Brisbane All-Districts Centre	0	0.00%	0	0.00%	0	0.00%	0	0.00%	0	0.00%	0	0	0.00%	0	0.00%
36	Hervey Bay All-Districts Centre	0	0.00%	0	0.00%	2	100.00%	0	0.00%	0	0.00%	2	0	0.00%	2	0.01%
37	Mackay All-Districts Centre	0	0.00%	4	44.44%	3	33.33%	0	0.00%	2	22.22%	9	0	0.00%	9	0.04%
38	Maroochydore All-Districts Centre	0	0.00%	2	100.00%	0	0.00%	0	0.00%	0	0.00%	2	0	0.00%	2	0.01%
39	Morayfield All-Districts Centre	0	0.00%	3	37.50%	5	62.50%	0	0.00%	0	0.00%	8	0	0.00%	8	0.04%
40	Noosa All-Districts Centre	0	0.00%	0	0.00%	1	100.00%	0	0.00%	0	0.00%	1	0	0.00%	1	0.00%
41	Oodgeroo All-Districts Centre	0	0.00%	0	0.00%	0	0.00%	1	100.00%	0	0.00%	1	0	0.00%	1	0.00%
42	Redcliffe All-Districts Centre	0	0.00%	0	0.00%	0	0.00%	0	0.00%	0	0.00%	0	0	0.00%	0	0.00%
43	Southport All-Districts Centre	0	0.00%	0	0.00%	0	0.00%	0	0.00%	0	0.00%	0	0	0.00%	0	0.00%
44	Telephone Voting	2	25.00%	2	25.00%	3	37.50%	0	0.00%	1	12.50%	8	0	0.00%	8	0.04%
45	Townsville All-Districts Centre	0	0.00%	0	0.00%	1	100.00%	0	0.00%	0	0.00%	1	0	0.00%	1	0.00%
46	Vulture Street All-Districts Centre	0	0.00%	0	0.00%	0	0.00%	0	0.00%	0	0.00%	0	0	0.00%	0	0.00%
47	Woolloongabba All-Districts Centre	0	0.00%	0	0.00%	0	0.00%	0	0.00%	0	0.00%	0	0	0.00%	0	0.00%
48	Brisbane CBD All-Districts Centre Pre-Poll	3	9.68%	18	58.06%	2	6.45%	0	0.00%	8	25.81%	31	0	0.00%	31	0.14%
49	Bundaberg All-Districts Centre Pre-Poll	0	0.00%	0	0.00%	0	0.00%	0	0.00%	0	0.00%	0	0	0.00%	0	0.00%
50	Burleigh All-Districts Centre Pre-Poll	0	0.00%	3	100.00%	0	0.00%	0	0.00%	0	0.00%	3	0	0.00%	3	0.01%
51	Cairns All-Districts Centre Pre-Poll	1	12.50%	2	25.00%	3	37.50%	1	12.50%	1	12.50%	8	0	0.00%	8	0.04%
52	Electoral Visit	3	7.14%	24	57.14%	7	16.67%	2	4.76%	6	14.29%	42	1	2.33%	43	0.20%
53	Hervey Bay All-Districts Centre Pre-poll	0	0.00%	1	20.00%	4	80.00%	0	0.00%	0	0.00%	5	0	0.00%	5	0.02%
54	Mackay All-Districts Centre Pre-Poll	1	3.23%	8	25.81%	9	29.03%	1	3.23%	12	38.71%	31	0	0.00%	31	0.14%
55	Maroochydore All-Districts Centre Pre-Poll	0	0.00%	1	33.33%	1	33.33%	0	0.00%	1	33.33%	3	3	50.00%	6	0.03%
56	Morayfield All-Districts Centre Pre-poll	0	0.00%	3	37.50%	5	62.50%	0	0.00%	0	0.00%	8	0	0.00%	8	0.04%
57	Noosa All-Districts Centre Pre-Poll	1	33.33%	1	33.33%	0	0.00%	1	33.33%	0	0.00%	3	0	0.00%	3	0.01%
58	Oodgeroo All-Districts Centre Pre-Poll	0	0.00%	0	0.00%	0	0.00%	0	0.00%	0	0.00%	0	0	0.00%	0	0.00%
59	Redcliffe All-Districts Centre Pre-Poll	0	0.00%	0	0.00%	2	50.00%	0	0.00%	2	50.00%	4	0	0.00%	4	0.02%
60	Southport All-Districts Centre Pre-Poll	0	0.00%	0	0.00%	3	60.00%	0	0.00%	2	40.00%	5	0	0.00%	5	0.02%
61	Telephone Voting - Pre-poll	0	0.00%	7	58.33%	3	25.00%	0	0.00%	2	16.67%	12	0	0.00%	12	0.06%
62	Townsville All-Districts Centre Pre-Poll	3	10.71%	14	50.00%	6	21.43%	2	7.14%	3	10.71%	28	0	0.00%	28	0.13%
63	eAssist - Coorparoo Pre-Poll	0	0.00%	0	0.00%	0	0.00%	0	0.00%	0	0.00%	0	0	0.00%	0	0.00%
64	Blackall Pre-Poll	21	4.51%	217	46.57%	89	19.10%	19	4.08%	120	25.75%	466	11	2.31%	477	2.19%
65	Blackwater Pre-Poll	26	2.95%	208	23.58%	253	28.68%	48	5.44%	347	39.34%	882	14	1.56%	896	4.11%
66	Emerald Pre-Poll	69	2.10%	1,682	51.25%	742	22.61%	188	5.73%	601	18.31%	3,282	94	2.78%	3,376	15.48%
67	Winton Pre-Poll	20	3.80%	243	46.20%	101	19.20%	19	3.61%	143	27.19%	526	19	3.49%	545	2.50%
68	Returning Officer Gregory Pre-Poll	28	2.99%	492	52.62%	169	18.07%	42	4.49%	204	21.82%	935	15	1.58%	950	4.35%
69	Returning Officer Algester Pre-Poll	0	0.00%	0	0.00%	0	0.00%	0	0.00%	0	0.00%	0	0	0.00%	0	0.00%
70	Returning Officer Aspley Pre-Poll	0	0.00%	1	100.00%	0	0.00%	0	0.00%	0	0.00%	1	0	0.00%	1	0.00%

71	Returning Officer Bancroft Pre-Poll	0	0.00%	0	0.00%	0	0.00%	0	0.00%	1	100.00%	1	0	0.00%	1	0.00%
72	Returning Officer Barron River Pre-Poll	0	0.00%	0	0.00%	0	0.00%	0	0.00%	0	0.00%	0	0	0.00%	0	0.00%
73	Returning Officer Bonney Pre-Poll	0	0.00%	0	0.00%	0	0.00%	0	0.00%	0	0.00%	0	0	0.00%	0	0.00%
74	Returning Officer Broadwater Pre-Poll	0	0.00%	0	0.00%	0	0.00%	0	0.00%	0	0.00%	0	0	0.00%	0	0.00%
75	Returning Officer Buderim Pre-Poll	0	0.00%	3	100.00%	0	0.00%	0	0.00%	0	0.00%	3	0	0.00%	3	0.01%
76	Returning Officer Bulimba Pre-Poll	0	0.00%	0	0.00%	0	0.00%	0	0.00%	0	0.00%	0	0	0.00%	0	0.00%
77	Returning Officer Bundaberg Pre-Poll	0	0.00%	0	0.00%	0	0.00%	0	0.00%	0	0.00%	0	0	0.00%	0	0.00%
78	Returning Officer Bundamba Pre-Poll	0	0.00%	0	0.00%	0	0.00%	0	0.00%	1	100.00%	1	0	0.00%	1	0.00%
79	Returning Officer Burdekin Pre-Poll	0	0.00%	0	0.00%	0	0.00%	0	0.00%	3	100.00%	3	0	0.00%	3	0.01%
80	Returning Officer Burleigh Pre-Poll	0	0.00%	0	0.00%	0	0.00%	0	0.00%	0	0.00%	0	0	0.00%	0	0.00%
81	Returning Officer Burnett Pre-Poll	0	0.00%	0	0.00%	0	0.00%	0	0.00%	0	0.00%	0	0	0.00%	0	0.00%
82	Returning Officer Cairns Pre-Poll	0	0.00%	0	0.00%	0	0.00%	0	0.00%	0	0.00%	0	0	0.00%	0	0.00%
83	Returning Officer Callide Pre-Poll	0	0.00%	2	100.00%	0	0.00%	0	0.00%	0	0.00%	2	0	0.00%	2	0.01%
84	Returning Officer Caloundra Pre-Poll	0	0.00%	3	50.00%	1	16.67%	0	0.00%	2	33.33%	6	0	0.00%	6	0.03%
85	Returning Officer Capalaba Pre-Poll	0	0.00%	0	0.00%	0	0.00%	1	100.00%	0	0.00%	1	0	0.00%	1	0.00%
86	Returning Officer Chatsworth Pre-Poll	0	0.00%	0	0.00%	1	100.00%	0	0.00%	0	0.00%	1	0	0.00%	1	0.00%
87	Returning Officer Clayfield Pre-Poll	0	0.00%	2	100.00%	0	0.00%	0	0.00%	0	0.00%	2	0	0.00%	2	0.01%
88	Returning Officer Condamine Pre-Poll	0	0.00%	0	0.00%	1	100.00%	0	0.00%	0	0.00%	1	0	0.00%	1	0.00%
89	Returning Officer Cook Pre-Poll	0	0.00%	2	66.67%	0	0.00%	1	33.33%	0	0.00%	3	0	0.00%	3	0.01%
90	Returning Officer Coomera Pre-Poll	0	0.00%	0	0.00%	0	0.00%	0	0.00%	0	0.00%	0	0	0.00%	0	0.00%
91	Returning Officer Cooper Pre-Poll	0	0.00%	0	0.00%	0	0.00%	0	0.00%	0	0.00%	0	0	0.00%	0	0.00%
92	Returning Officer Currumbin Pre-Poll	0	0.00%	1	100.00%	0	0.00%	0	0.00%	0	0.00%	1	0	0.00%	1	0.00%
93	Returning Officer Everton Pre-Poll	0	0.00%	0	0.00%	0	0.00%	0	0.00%	0	0.00%	0	0	0.00%	0	0.00%
94	Returning Officer Ferny Grove Pre-Poll	0	0.00%	0	0.00%	0	0.00%	0	0.00%	0	0.00%	0	0	0.00%	0	0.00%
95	Returning Officer Gaven Pre-Poll	1	100.00%	0	0.00%	0	0.00%	0	0.00%	0	0.00%	1	0	0.00%	1	0.00%
96	Returning Officer Gladstone Pre-Poll	0	0.00%	5	38.46%	3	23.08%	0	0.00%	5	38.46%	13	0	0.00%	13	0.06%
97	Returning Officer Glass House Pre-Poll	0	0.00%	2	100.00%	0	0.00%	0	0.00%	0	0.00%	2	0	0.00%	2	0.01%
98	Returning Officer Greenslopes Pre-Poll	0	0.00%	1	100.00%	0	0.00%	0	0.00%	0	0.00%	1	0	0.00%	1	0.00%
99	Returning Officer Gympie Pre-Poll	0	0.00%	1	25.00%	2	50.00%	0	0.00%	1	25.00%	4	0	0.00%	4	0.02%
100	Returning Officer Hervey Bay Pre-Poll	0	0.00%	0	0.00%	0	0.00%	0	0.00%	0	0.00%	0	0	0.00%	0	0.00%
101	Returning Officer Hill Pre-Poll	0	0.00%	0	0.00%	1	50.00%	0	0.00%	1	50.00%	2	0	0.00%	2	0.01%
102	Returning Officer Hinchinbrook Pre-Poll	0	0.00%	1	50.00%	0	0.00%	1	50.00%	0	0.00%	2	0	0.00%	2	0.01%
103	Returning Officer Inala Pre-Poll	0	0.00%	1	100.00%	0	0.00%	0	0.00%	0	0.00%	1	0	0.00%	1	0.00%
104	Returning Officer Ipswich Pre-Poll	0	0.00%	1	20.00%	2	40.00%	1	20.00%	1	20.00%	5	1	16.67%	6	0.03%
105	Returning Officer Ipswich West Pre-Poll	0	0.00%	0	0.00%	0	0.00%	0	0.00%	0	0.00%	0	0	0.00%	0	0.00%
106	Returning Officer Jordan Pre-Poll	0	0.00%	0	0.00%	0	0.00%	0	0.00%	0	0.00%	0	0	0.00%	0	0.00%
107	Returning Officer Kawana Pre-Poll	0	0.00%	5	62.50%	0	0.00%	1	12.50%	2	25.00%	8	0	0.00%	8	0.04%
108	Returning Officer Keppel Pre-Poll	0	0.00%	14	25.93%	17	31.48%	4	7.41%	19	35.19%	54	1	1.82%	55	0.25%
109	Returning Officer Kurwongbah Pre-Poll	0	0.00%	1	100.00%	0	0.00%	0	0.00%	0	0.00%	1	1	50.00%	2	0.01%
110	Returning Officer Lockyer Pre-Poll	0	0.00%	1	100.00%	0	0.00%	0	0.00%	0	0.00%	1	0	0.00%	1	0.00%
111	Returning Officer Logan Pre-Poll	0	0.00%	0	0.00%	1	100.00%	0	0.00%	0	0.00%	1	0	0.00%	1	0.00%
112	Returning Officer Lytton Pre-Poll	0	0.00%	0	0.00%	0	0.00%	0	0.00%	1	100.00%	1	0	0.00%	1	0.00%
113	Returning Officer Macalister Pre-Poll	0	0.00%	0	0.00%	0	0.00%	0	0.00%	0	0.00%	0	0	0.00%	0	0.00%
114	Returning Officer Mackay Pre-Poll	0	0.00%	0	0.00%	0	0.00%	0	0.00%	0	0.00%	0	0	0.00%	0	0.00%
115	Returning Officer Maiwar Pre-Poll	0	0.00%	4	80.00%	0	0.00%	0	0.00%	1	20.00%	5	0	0.00%	5	0.02%
116	Returning Officer Mansfield Pre-Poll	1	50.00%	0	0.00%	0	0.00%	0	0.00%	1	50.00%	2	0	0.00%	2	0.01%
117	Returning Officer Maroochydore Pre-Poll	0	0.00%	0	0.00%	0	0.00%	0	0.00%	0	0.00%	0	0	0.00%	0	0.00%
118	Returning Officer Maryborough Pre-Poll	0	0.00%	3	50.00%	2	33.33%	1	16.67%	0	0.00%	6	0	0.00%	6	0.03%
119	Returning Officer Mcconnel Pre-Poll	0	0.00%	2	66.67%	0	0.00%	0	0.00%	1	33.33%	3	0	0.00%	3	0.01%
120	Returning Officer Mermaid Beach Pre-Poll	0	0.00%	3	100.00%	0	0.00%	0	0.00%	0	0.00%	3	0	0.00%	3	0.01%
121	Returning Officer Miller Pre-Poll	0	0.00%	0	0.00%	0	0.00%	0	0.00%	0	0.00%	0	0	0.00%	0	0.00%
122	Returning Officer Mirani Pre-Poll	0	0.00%	0	0.00%	0	0.00%	0	0.00%	0	0.00%	0	0	0.00%	0	0.00%
123	Returning Officer Moggill Pre-Poll	0	0.00%	0	0.00%	0	0.00%	0	0.00%	0	0.00%	0	0	0.00%	0	0.00%
124	Returning Officer Morayfield Pre-Poll	0	0.00%	0	0.00%	0	0.00%	0	0.00%	0	0.00%	0	0	0.00%	0	0.00%
125	Returning Officer Mount Ommaney Pre-Poll	0	0.00%	1	100.00%	0	0.00%	0	0.00%	0	0.00%	1	0	0.00%	1	0.00%
126	Returning Officer Mudgeeraba Pre-Poll	0	0.00%	0	0.00%	0	0.00%	0	0.00%	0	0.00%	0	0	0.00%	0	0.00%
127	Returning Officer Mulgrave Pre-Poll	0	0.00%	0	0.00%	0	0.00%	0	0.00%	0	0.00%	0	0	0.00%	0	0.00%
128	Returning Officer Mundingburra Pre-Poll	0	0.00%	0	0.00%	0	0.00%	0	0.00%	0	0.00%	0	0	0.00%	0	0.00%
129	Returning Officer Murrumba Pre-Poll	0	0.00%	0	0.00%	0	0.00%	0	0.00%	0	0.00%	0	0	0.00%	0	0.00%
130	Returning Officer Nanango Pre-Poll	0	0.00%	0	0.00%	0	0.00%	1	100.00%	0	0.00%	1	0	0.00%	1	0.00%
131	Returning Officer Nicklin Pre-Poll	1	14.29%	3	42.86%	0	0.00%	1	14.29%	2	28.57%	7	0	0.00%	7	0.03%
132	Returning Officer Ninderry Pre-Poll	0	0.00%	0	0.00%	0	0.00%	0	0.00%	1	100.00%	1	0	0.00%	1	0.00%
133	Returning Officer Noosa Pre-Poll	0	0.00%	0	0.00%	0	0.00%	0	0.00%	0	0.00%	0	0	0.00%	0	0.00%
134	Returning Officer Nudgee Pre-Poll	0	0.00%	0	0.00%	0	0.00%	0	0.00%	0	0.00%	0	0	0.00%	0	0.00%
135	Returning Officer Oodgeroo Pre-Poll	0	0.00%	0	0.00%	0	0.00%	0	0.00%	0	0.00%	0	0	0.00%	0	0.00%
136	Returning Officer Pine Rivers Pre-Poll	0	0.00%	3	60.00%	1	20.00%	1	20.00%	0	0.00%	5	0	0.00%	5	0.02%
137	Returning Officer Pumicestone Pre-Poll	0	0.00%	1	50.00%	1	50.00%	0	0.00%	0	0.00%	2	0	0.00%	2	0.01%
138	Returning Officer Redcliffe Pre-Poll	0	0.00%	0	0.00%	0	0.00%	0	0.00%	0	0.00%	0	0	0.00%	0	0.00%
139	Returning Officer Redlands Pre-Poll	0	0.00%	2	66.67%	1	33.33%	0	0.00%	0	0.00%	3	0	0.00%	3	0.01%
140	Returning Officer Rockhampton Pre-Poll	6	5.88%	51	50.00%	25	24.51%	4	3.92%	16	15.69%	102	3	2.86%	105	0.48%
141	Returning Officer Sandgate Pre-Poll	0	0.00%	0	0.00%	1	100.00%	0	0.00%	0	0.00%	1	0	0.00%	1	0.00%
142	Returning Officer Scenic Rim Pre-Poll	0	0.00%	0	0.00%	0	0.00%	0	0.00%	0	0.00%	0	0	0.00%	0	0.00%
143	Returning Officer South Brisbane Pre-Poll	1	11.11%	6	66.67%	1	11.11%	0	0.00%	1	11.11%	9	2	18.18%	11	0.05%
144	Returning Officer Southern Downs Pre-Poll	0	0.00%	0	0.00%	0	0.00%	0	0.00%	0	0.00%	0	0	0.00%	0	0.00%
145	Returning Officer Southport Pre-Poll	0	0.00%	0	0.00%	0	0.00%	0	0.00%	0	0.00%	0	0	0.00%	0	0.00%
146	Returning Officer Springwood Pre-Poll	0	0.00%	1	25.00%	2	50.00%	1	25.00%	0	0.00%	4	0	0.00%	4	0.02%
147	Returning Officer Stafford Pre-Poll	0	0.00%	1	100.00%	0	0.00%	0	0.00%	0	0.00%	1	0	0.00%	1	0.00%
148	Returning Officer Stretton Pre-Poll	0	0.00%	0	0.00%	0	0.00%	0	0.00%	0	0.00%	0	0	0.00%	0	0.00%
149	Returning Officer Surfers Paradise Pre-Poll	0	0.00%	0	0.00%	1	100.00%	0	0.00%	0	0.00%	1	0	0.00%	1	0.00%

150	Returning Officer Theodore Pre-Poll	0	0.00%	1	33.33%	0	0.00%	0	0.00%	2	66.67%	3	0	0.00%	3	0.01%
151	Returning Officer Thuringowa Pre-Poll	0	0.00%	0	0.00%	0	0.00%	0	0.00%	0	0.00%	0	0	0.00%	0	0.00%
152	Returning Officer Toohey Pre-Poll	0	0.00%	0	0.00%	0	0.00%	0	0.00%	0	0.00%	0	0	0.00%	0	0.00%
153	Returning Officer Toowoomba North Pre-Poll	0	0.00%	9	75.00%	1	8.33%	0	0.00%	2	16.67%	12	0	0.00%	12	0.06%
154	Returning Officer Toowoomba South Pre-Poll	0	0.00%	5	83.33%	0	0.00%	0	0.00%	1	16.67%	6	0	0.00%	6	0.03%
155	Returning Officer Townsville Pre-Poll	0	0.00%	0	0.00%	0	0.00%	0	0.00%	0	0.00%	0	0	0.00%	0	0.00%
156	Returning Officer Traeger Pre-Poll	0	0.00%	1	20.00%	3	60.00%	0	0.00%	1	20.00%	5	0	0.00%	5	0.02%
157	Returning Officer Warrego Pre-Poll	0	0.00%	3	100.00%	0	0.00%	0	0.00%	0	0.00%	3	0	0.00%	3	0.01%
158	Returning Officer Waterford Pre-Poll	0	0.00%	0	0.00%	0	0.00%	0	0.00%	0	0.00%	0	0	0.00%	0	0.00%
159	Returning Officer Whitsunday Pre-Poll	1	33.33%	0	0.00%	2	66.67%	0	0.00%	0	0.00%	3	0	0.00%	3	0.01%
160	Returning Officer Woodridge Pre-Poll	0	0.00%	1	100.00%	0	0.00%	0	0.00%	0	0.00%	1	0	0.00%	1	0.00%
	Polling Booth Totals	**525**	**3.12%**	**7,277**	**43.31%**	**4,123**	**24.54%**	**1,061**	**6.31%**	**3,817**	**22.72%**	**16,803**	**489**	**2.83%**	**17,292**	**79.27%**
	Postal, Special Postal, Unenrolled Votes	41	1.49%	1,662	60.41%	560	20.36%	186	6.76%	302	10.98%	2,751	175	5.98%	2,926	13.41%
	Pre-Poll (In Person) Absent Votes	4	2.15%	83	44.62%	49	26.34%	17	9.14%	33	17.74%	186	1	0.53%	187	0.86%
	Polling Day Absent Votes	72	5.66%	501	39.39%	346	27.20%	101	7.94%	252	19.81%	1,272	36	2.75%	1,308	6.00%
	Declared Institution Votes	0	0.00%	3	42.86%	1	14.29%	0	0.00%	3	42.86%	7	0	0.00%	7	0.03%
	Polling Day Declaration Votes	3	3.23%	30	32.26%	34	36.56%	11	11.83%	15	16.13%	93	2	2.11%	95	0.44%
	Uncertain Identity	0	0.00%	0	0.00%	0	0.00%	0	0.00%	0	0.00%	0	0	0.00%	0	0.00%
	Declaration and Pre-Poll Votes Totals	**120**	**2.78%**	**2,279**	**52.89%**	**990**	**22.98%**	**315**	**7.31%**	**605**	**14.04%**	**4,309**	**214**	**4.73%**	**4,523**	**20.73%**
	Total First Preference Votes	**645**	**3.06%**	**9,556**	**45.26%**	**5,113**	**24.22%**	**1,376**	**6.52%**	**4,422**	**20.95%**	**21,112**	**703**	**3.22%**	**21,815**	**100.00%**

Distribution of Preferences

Preference Distribution	WESTON Norman Votes	%	* MILLAR Lachlan Votes	%	HIGGINS Mark Votes	%	CURRIE Bruce Votes	%	KERRIGAN Dave Votes	%	Votes remaining in count	Exhausted Votes	%	Total Formal Votes
First Preference Votes	645	3.06%	9,556	45.26%	5,113	24.22%	1,376	6.52%	4,422	20.95%	21,112			21,112
WESTON Excluded (1st)			**189**	**29.30%**	**94**	**14.57%**	**140**	**21.71%**	**222**	**34.42%**	**645**	**0**	**0.00%**	**645**
Total			9,745	46.16%	5,207	24.66%	1,516	7.18%	4,644	22.00%	21,112	0	0.00%	21,112
CURRIE Excluded (2nd)			**527**	**34.76%**	**517**	**34.10%**			**472**	**31.13%**	**1,516**	**0**	**0.00%**	**1,516**
Total			10,272	48.65%	5,724	27.11%			5,116	24.23%	21,112	0	0.00%	21,112
KERRIGAN Excluded (3rd)			**3,227**	**63.08%**	**1,889**	**36.92%**					**5,116**	**0**	**0.00%**	**5,116**
District Total			**13,499**	**63.94%**	**7,613**	**36.06%**					**21,112**	**0**	**0.00%**	**21,112**

*** Indicates the winner**

32 - Electoral District of Gympie

First Preference Votes Polled for each Candidate at each Polling Booth

Booth No.	Polling Booth	DOBSON Chelle ONP Votes	%	MCWILLIAM Tracey ALP Votes	%	KENNEDY-PERRIMAN Roxanne GRN Votes	%	* PERRETT Tony LNP Votes	%	REARDON Donna Votes	%	Total Formal Votes	Informal Votes	%	Total Votes	% of Total Votes
1	Amamoor	119	32.43%	64	17.44%	32	8.72%	136	37.06%	16	4.36%	367	10	2.65%	377	1.14%
2	Bauple	140	37.33%	90	24.00%	31	8.27%	101	26.93%	13	3.47%	375	12	3.10%	387	1.17%
3	Chatsworth	176	30.24%	128	21.99%	23	3.95%	222	38.14%	33	5.67%	582	26	4.28%	608	1.83%
4	Cooloola Cove	368	32.97%	332	29.75%	39	3.49%	318	28.49%	59	5.29%	1,116	50	4.29%	1,166	3.52%
5	Cooran	30	19.35%	37	23.87%	28	18.06%	49	31.61%	11	7.10%	155	8	4.91%	163	0.49%
6	Curra	336	47.39%	136	19.18%	34	4.80%	176	24.82%	27	3.81%	709	33	4.45%	742	2.24%
7	Glenwood	264	39.88%	210	31.72%	32	4.83%	127	19.18%	29	4.38%	662	42	5.97%	704	2.12%
8	Goomboorian	128	25.81%	113	22.78%	37	7.46%	190	38.31%	28	5.65%	496	32	6.06%	528	1.59%
9	Gunalda	116	34.02%	79	23.17%	12	3.52%	116	34.02%	18	5.28%	341	19	5.28%	360	1.09%
10	Gympie City	395	27.13%	378	25.96%	106	7.28%	498	34.20%	79	5.43%	1,456	65	4.27%	1,521	4.59%
11	Gympie East	85	23.55%	87	24.10%	19	5.26%	161	44.60%	9	2.49%	361	8	2.17%	369	1.11%
12	Gympie High	317	27.93%	296	26.08%	94	8.28%	357	31.45%	71	6.26%	1,135	90	7.35%	1,225	3.69%
13	Gympie South	580	28.68%	459	22.70%	98	4.85%	720	35.61%	165	8.16%	2,022	123	5.73%	2,145	6.47%
14	Horseshoe Bend	203	24.85%	204	24.97%	64	7.83%	303	37.09%	43	5.26%	817	35	4.11%	852	2.57%
15	Imbil	272	32.61%	206	24.70%	82	9.83%	242	29.02%	32	3.84%	834	38	4.36%	872	2.63%
16	James Nash	253	25.05%	261	25.84%	65	6.44%	372	36.83%	59	5.84%	1,010	42	3.99%	1,052	3.17%
17	Jones Hill	245	25.79%	187	19.68%	43	4.53%	427	44.95%	48	5.05%	950	49	4.90%	999	3.01%
18	Kandanga	87	24.44%	60	16.85%	33	9.27%	158	44.38%	18	5.06%	356	20	5.32%	376	1.13%
19	Kilkivan	7	33.33%	6	28.57%	0	0.00%	8	38.10%	0	0.00%	21	0	0.00%	21	0.06%
20	Lower Wonga	59	28.23%	32	15.31%	11	5.26%	101	48.33%	6	2.87%	209	8	3.69%	217	0.65%
21	Monkland	178	27.13%	173	26.37%	50	7.62%	210	32.01%	45	6.86%	656	33	4.79%	689	2.08%
22	Pie Creek	133	25.78%	95	18.41%	24	4.65%	246	47.67%	18	3.49%	516	12	2.27%	528	1.59%
23	Rainbow Beach	136	25.86%	116	22.05%	50	9.51%	213	40.49%	11	2.09%	526	22	4.01%	548	1.65%
24	Tiaro	40	40.82%	15	15.31%	5	5.10%	32	32.65%	6	6.12%	98	6	5.77%	104	0.31%
25	Tin Can Bay	265	24.95%	316	29.76%	50	4.71%	398	37.48%	33	3.11%	1,062	51	4.58%	1,113	3.36%
26	Veteran	89	31.34%	78	27.46%	19	6.69%	86	30.28%	12	4.23%	284	7	2.41%	291	0.88%
27	Widgee	142	36.88%	65	16.88%	12	3.12%	152	39.48%	14	3.64%	385	22	5.41%	407	1.23%
28	Brisbane CBD All-Districts Centre	0	0.00%	0	0.00%	0	0.00%	1	100.00%	0	0.00%	1	1	50.00%	2	0.01%
29	Bundaberg All-Districts Centre	0	0.00%	0	0.00%	0	0.00%	3	100.00%	0	0.00%	3	0	0.00%	3	0.01%
30	Burleigh All-Districts Centre	0	0.00%	1	100.00%	0	0.00%	0	0.00%	0	0.00%	1	0	0.00%	1	0.00%
31	Cairns All-Districts Centre	0	0.00%	0	0.00%	0	0.00%	0	0.00%	0	0.00%	0	0	0.00%	0	0.00%
32	East Brisbane All-Districts Centre	0	0.00%	0	0.00%	1	100.00%	0	0.00%	0	0.00%	1	0	0.00%	1	0.00%
33	Hervey Bay All-Districts Centre	1	100.00%	0	0.00%	0	0.00%	0	0.00%	0	0.00%	1	0	0.00%	1	0.00%
34	Mackay All-Districts Centre	0	0.00%	0	0.00%	0	0.00%	2	100.00%	0	0.00%	2	0	0.00%	2	0.01%
35	Maroochydore All-Districts Centre	2	66.67%	0	0.00%	0	0.00%	1	33.33%	0	0.00%	3	0	0.00%	3	0.01%
36	Morayfield All-Districts Centre	0	0.00%	0	0.00%	0	0.00%	0	0.00%	0	0.00%	0	0	0.00%	0	0.00%
37	Noosa All-Districts Centre	3	27.27%	3	27.27%	3	27.27%	2	18.18%	0	0.00%	11	0	0.00%	11	0.03%
38	Oodgeroo All-Districts Centre	0	0.00%	0	0.00%	0	0.00%	0	0.00%	0	0.00%	0	0	0.00%	0	0.00%
39	Redcliffe All-Districts Centre	0	0.00%	1	100.00%	0	0.00%	0	0.00%	0	0.00%	1	0	0.00%	1	0.00%
40	Southport All-Districts Centre	0	0.00%	0	0.00%	0	0.00%	0	0.00%	0	0.00%	0	0	0.00%	0	0.00%
41	Telephone Voting	0	0.00%	0	0.00%	0	0.00%	1	100.00%	0	0.00%	1	0	0.00%	1	0.00%
42	Townsville All-Districts Centre	0	0.00%	0	0.00%	0	0.00%	0	0.00%	0	0.00%	0	0	0.00%	0	0.00%
43	Vulture Street All-Districts Centre	1	100.00%	0	0.00%	0	0.00%	0	0.00%	0	0.00%	1	0	0.00%	1	0.00%
44	Woolloongabba All-Districts Centre	0	0.00%	0	0.00%	1	100.00%	0	0.00%	0	0.00%	1	1	50.00%	2	0.01%
45	Brisbane CBD All-Districts Centre Pre-Poll	4	26.67%	3	20.00%	5	33.33%	3	20.00%	0	0.00%	15	0	0.00%	15	0.05%
46	Bundaberg All-Districts Centre Pre-Poll	4	30.77%	5	38.46%	1	7.69%	3	23.08%	0	0.00%	13	0	0.00%	13	0.04%
47	Burleigh All-Districts Centre Pre-Poll	1	33.33%	0	0.00%	0	0.00%	0	0.00%	2	66.67%	3	0	0.00%	3	0.01%
48	Cairns All-Districts Centre Pre-Poll	2	18.18%	5	45.45%	0	0.00%	4	36.36%	0	0.00%	11	0	0.00%	11	0.03%
49	Electoral Visit	38	19.29%	43	21.83%	6	3.05%	105	53.30%	5	2.54%	197	10	4.83%	207	0.62%
50	Hervey Bay All-Districts Centre Pre-poll	10	47.62%	2	9.52%	5	23.81%	4	19.05%	0	0.00%	21	0	0.00%	21	0.06%
51	Mackay All-Districts Centre Pre-Poll	4	30.77%	4	30.77%	0	0.00%	5	38.46%	0	0.00%	13	0	0.00%	13	0.04%
52	Maroochydore All-Districts Centre Pre-Poll	11	28.21%	9	23.08%	4	10.26%	12	30.77%	3	7.69%	39	1	2.50%	40	0.12%
53	Morayfield All-Districts Centre Pre-poll	3	37.50%	0	0.00%	0	0.00%	5	62.50%	0	0.00%	8	1	11.11%	9	0.03%
54	Noosa All-Districts Centre Pre-Poll	15	21.43%	19	27.14%	11	15.71%	21	30.00%	4	5.71%	70	5	6.67%	75	0.23%
55	Oodgeroo All-Districts Centre Pre-Poll	0	0.00%	0	0.00%	0	0.00%	2	100.00%	0	0.00%	2	0	0.00%	2	0.01%
56	Redcliffe All-Districts Centre Pre-Poll	4	44.44%	3	33.33%	0	0.00%	2	22.22%	0	0.00%	9	0	0.00%	9	0.03%
57	Southport All-Districts Centre Pre-Poll	0	0.00%	2	100.00%	0	0.00%	0	0.00%	0	0.00%	2	0	0.00%	2	0.01%
58	Telephone Voting - Pre-poll	3	33.33%	4	44.44%	1	11.11%	1	11.11%	0	0.00%	9	0	0.00%	9	0.03%
59	Townsville All-Districts Centre Pre-Poll	1	14.29%	1	14.29%	0	0.00%	5	71.43%	0	0.00%	7	0	0.00%	7	0.02%
60	eAssist - Coorparoo Pre-Poll	0	0.00%	0	0.00%	0	0.00%	0	0.00%	0	0.00%	0	0	0.00%	0	0.00%
61	Mary Valley Pre-Poll	65	38.46%	20	11.83%	14	8.28%	63	37.28%	7	4.14%	169	7	3.98%	176	0.53%
62	Returning Officer Gympie Pre-Poll	2,603	30.23%	1,746	20.27%	303	3.52%	3,575	41.51%	385	4.47%	8,612	271	3.05%	8,883	26.79%
63	Returning Officer Algester Pre-Poll	0	0.00%	0	0.00%	0	0.00%	0	0.00%	0	0.00%	0	0	0.00%	0	0.00%
64	Returning Officer Aspley Pre-Poll	0	0.00%	1	50.00%	1	50.00%	0	0.00%	0	0.00%	2	0	0.00%	2	0.01%
65	Returning Officer Bancroft Pre-Poll	0	0.00%	1	100.00%	0	0.00%	0	0.00%	0	0.00%	1	0	0.00%	1	0.00%
66	Returning Officer Barron River Pre-Poll	0	0.00%	1	50.00%	1	50.00%	0	0.00%	0	0.00%	2	0	0.00%	2	0.01%
67	Returning Officer Bonney Pre-Poll	0	0.00%	0	0.00%	0	0.00%	0	0.00%	0	0.00%	0	0	0.00%	0	0.00%
68	Returning Officer Broadwater Pre-Poll	0	0.00%	0	0.00%	0	0.00%	0	0.00%	0	0.00%	0	0	0.00%	0	0.00%
69	Returning Officer Buderim Pre-Poll	5	50.00%	1	10.00%	1	10.00%	3	30.00%	0	0.00%	10	0	0.00%	10	0.03%
70	Returning Officer Bulimba Pre-Poll	0	0.00%	0	0.00%	0	0.00%	0	0.00%	0	0.00%	0	0	0.00%	0	0.00%

71	Returning Officer Bundaberg Pre-Poll	0	0.00%	0	0.00%	0	0.00%	0	0.00%	0	0.00%	0	0	0.00%	0	0.00%
72	Returning Officer Bundamba Pre-Poll	0	0.00%	0	0.00%	0	0.00%	0	0.00%	0	0.00%	0	0	0.00%	0	0.00%
73	Returning Officer Burdekin Pre-Poll	0	0.00%	0	0.00%	0	0.00%	0	0.00%	0	0.00%	0	0	0.00%	0	0.00%
74	Returning Officer Burleigh Pre-Poll	0	0.00%	0	0.00%	0	0.00%	0	0.00%	0	0.00%	0	0	0.00%	0	0.00%
75	Returning Officer Burnett Pre-Poll	0	0.00%	0	0.00%	0	0.00%	0	0.00%	0	0.00%	0	0	0.00%	0	0.00%
76	Returning Officer Cairns Pre-Poll	0	0.00%	0	0.00%	0	0.00%	0	0.00%	0	0.00%	0	0	0.00%	0	0.00%
77	Returning Officer Callide Pre-Poll	0	0.00%	0	0.00%	0	0.00%	1	100.00%	0	0.00%	1	0	0.00%	1	0.00%
78	Returning Officer Caloundra Pre-Poll	7	33.33%	4	19.05%	1	4.76%	7	33.33%	2	9.52%	21	0	0.00%	21	0.06%
79	Returning Officer Capalaba Pre-Poll	4	66.67%	1	16.67%	1	16.67%	0	0.00%	0	0.00%	6	0	0.00%	6	0.02%
80	Returning Officer Chatsworth Pre-Poll	0	0.00%	0	0.00%	0	0.00%	0	0.00%	0	0.00%	0	0	0.00%	0	0.00%
81	Returning Officer Clayfield Pre-Poll	2	50.00%	0	0.00%	0	0.00%	1	25.00%	1	25.00%	4	0	0.00%	4	0.01%
82	Returning Officer Condamine Pre-Poll	1	50.00%	0	0.00%	0	0.00%	1	50.00%	0	0.00%	2	0	0.00%	2	0.01%
83	Returning Officer Cook Pre-Poll	0	0.00%	0	0.00%	0	0.00%	1	100.00%	0	0.00%	1	0	0.00%	1	0.00%
84	Returning Officer Coomera Pre-Poll	0	0.00%	0	0.00%	0	0.00%	0	0.00%	0	0.00%	0	0	0.00%	0	0.00%
85	Returning Officer Cooper Pre-Poll	0	0.00%	0	0.00%	0	0.00%	0	0.00%	0	0.00%	0	0	0.00%	0	0.00%
86	Returning Officer Currumbin Pre-Poll	0	0.00%	0	0.00%	1	100.00%	0	0.00%	0	0.00%	1	0	0.00%	1	0.00%
87	Returning Officer Everton Pre-Poll	0	0.00%	0	0.00%	0	0.00%	0	0.00%	0	0.00%	0	0	0.00%	0	0.00%
88	Returning Officer Ferny Grove Pre-Poll	2	100.00%	0	0.00%	0	0.00%	0	0.00%	0	0.00%	2	0	0.00%	2	0.01%
89	Returning Officer Gaven Pre-Poll	0	0.00%	0	0.00%	0	0.00%	0	0.00%	0	0.00%	0	0	0.00%	0	0.00%
90	Returning Officer Gladstone Pre-Poll	1	16.67%	3	50.00%	2	33.33%	0	0.00%	0	0.00%	6	0	0.00%	6	0.02%
91	Returning Officer Glass House Pre-Poll	1	100.00%	0	0.00%	0	0.00%	0	0.00%	0	0.00%	1	0	0.00%	1	0.00%
92	Returning Officer Greenslopes Pre-Poll	0	0.00%	0	0.00%	1	100.00%	0	0.00%	0	0.00%	1	0	0.00%	1	0.00%
93	Returning Officer Gregory Pre-Poll	1	100.00%	0	0.00%	0	0.00%	0	0.00%	0	0.00%	1	0	0.00%	1	0.00%
94	Returning Officer Hervey Bay Pre-Poll	0	0.00%	0	0.00%	0	0.00%	0	0.00%	0	0.00%	0	0	0.00%	0	0.00%
95	Returning Officer Hill Pre-Poll	1	100.00%	0	0.00%	0	0.00%	0	0.00%	0	0.00%	1	0	0.00%	1	0.00%
96	Returning Officer Hinchinbrook Pre-Poll	0	0.00%	1	50.00%	0	0.00%	1	50.00%	0	0.00%	2	0	0.00%	2	0.01%
97	Returning Officer Inala Pre-Poll	0	0.00%	1	100.00%	0	0.00%	0	0.00%	0	0.00%	1	0	0.00%	1	0.00%
98	Returning Officer Ipswich Pre-Poll	1	33.33%	1	33.33%	0	0.00%	1	33.33%	0	0.00%	3	0	0.00%	3	0.01%
99	Returning Officer Ipswich West Pre-Poll	0	0.00%	0	0.00%	0	0.00%	0	0.00%	0	0.00%	0	0	0.00%	0	0.00%
100	Returning Officer Jordan Pre-Poll	0	0.00%	0	0.00%	0	0.00%	0	0.00%	0	0.00%	0	0	0.00%	0	0.00%
101	Returning Officer Kawana Pre-Poll	4	50.00%	2	25.00%	0	0.00%	2	25.00%	0	0.00%	8	0	0.00%	8	0.02%
102	Returning Officer Keppel Pre-Poll	0	0.00%	1	50.00%	0	0.00%	1	50.00%	0	0.00%	2	0	0.00%	2	0.01%
103	Returning Officer Kurwongbah Pre-Poll	2	66.67%	1	33.33%	0	0.00%	0	0.00%	0	0.00%	3	0	0.00%	3	0.01%
104	Returning Officer Lockyer Pre-Poll	4	80.00%	0	0.00%	0	0.00%	1	20.00%	0	0.00%	5	0	0.00%	5	0.02%
105	Returning Officer Logan Pre-Poll	0	0.00%	0	0.00%	0	0.00%	0	0.00%	0	0.00%	0	1	0.00%	1	0.00%
106	Returning Officer Lytton Pre-Poll	2	33.33%	0	0.00%	0	0.00%	4	66.67%	0	0.00%	6	0	0.00%	6	0.02%
107	Returning Officer Macalister Pre-Poll	0	0.00%	0	0.00%	0	0.00%	0	0.00%	0	0.00%	0	0	0.00%	0	0.00%
108	Returning Officer Mackay Pre-Poll	0	0.00%	0	0.00%	0	0.00%	0	0.00%	0	0.00%	0	0	0.00%	0	0.00%
109	Returning Officer Maiwar Pre-Poll	0	0.00%	0	0.00%	0	0.00%	1	100.00%	0	0.00%	1	0	0.00%	1	0.00%
110	Returning Officer Mansfield Pre-Poll	0	0.00%	1	100.00%	0	0.00%	0	0.00%	0	0.00%	1	0	0.00%	1	0.00%
111	Returning Officer Maroochydore Pre-Poll	0	0.00%	0	0.00%	0	0.00%	0	0.00%	0	0.00%	0	0	0.00%	0	0.00%
112	Returning Officer Maryborough Pre-Poll	35	38.46%	24	26.37%	8	8.79%	23	25.27%	1	1.10%	91	6	6.19%	97	0.29%
113	Returning Officer Mcconnel Pre-Poll	0	0.00%	0	0.00%	0	0.00%	1	100.00%	0	0.00%	1	0	0.00%	1	0.00%
114	Returning Officer Mermaid Beach Pre-Poll	1	100.00%	0	0.00%	0	0.00%	0	0.00%	0	0.00%	1	0	0.00%	1	0.00%
115	Returning Officer Miller Pre-Poll	0	0.00%	0	0.00%	0	0.00%	0	0.00%	0	0.00%	0	0	0.00%	0	0.00%
116	Returning Officer Mirani Pre-Poll	1	100.00%	0	0.00%	0	0.00%	0	0.00%	0	0.00%	1	0	0.00%	1	0.00%
117	Returning Officer Moggill Pre-Poll	0	0.00%	0	0.00%	0	0.00%	1	100.00%	0	0.00%	1	0	0.00%	1	0.00%
118	Returning Officer Morayfield Pre-Poll	0	0.00%	0	0.00%	0	0.00%	0	0.00%	0	0.00%	0	0	0.00%	0	0.00%
119	Returning Officer Mount Ommaney Pre-Poll	0	0.00%	0	0.00%	0	0.00%	1	100.00%	0	0.00%	1	0	0.00%	1	0.00%
120	Returning Officer Mudgeeraba Pre-Poll	0	0.00%	0	0.00%	0	0.00%	0	0.00%	0	0.00%	0	0	0.00%	0	0.00%
121	Returning Officer Mulgrave Pre-Poll	0	0.00%	0	0.00%	0	0.00%	0	0.00%	0	0.00%	0	0	0.00%	0	0.00%
122	Returning Officer Mundingburra Pre-Poll	0	0.00%	0	0.00%	0	0.00%	0	0.00%	0	0.00%	0	0	0.00%	0	0.00%
123	Returning Officer Murrumba Pre-Poll	3	75.00%	0	0.00%	0	0.00%	1	25.00%	0	0.00%	4	1	20.00%	5	0.02%
124	Returning Officer Nanango Pre-Poll	0	0.00%	1	33.33%	0	0.00%	2	66.67%	0	0.00%	3	0	0.00%	3	0.01%
125	Returning Officer Nicklin Pre-Poll	9	42.86%	2	9.52%	3	14.29%	7	33.33%	0	0.00%	21	1	4.55%	22	0.07%
126	Returning Officer Ninderry Pre-Poll	0	0.00%	2	40.00%	0	0.00%	2	40.00%	1	20.00%	5	0	0.00%	5	0.02%
127	Returning Officer Noosa Pre-Poll	0	0.00%	0	0.00%	0	0.00%	0	0.00%	0	0.00%	0	0	0.00%	0	0.00%
128	Returning Officer Nudgee Pre-Poll	0	0.00%	1	50.00%	0	0.00%	1	50.00%	0	0.00%	2	0	0.00%	2	0.01%
129	Returning Officer Oodgeroo Pre-Poll	0	0.00%	0	0.00%	0	0.00%	0	0.00%	0	0.00%	0	0	0.00%	0	0.00%
130	Returning Officer Pine Rivers Pre-Poll	4	66.67%	0	0.00%	0	0.00%	2	33.33%	0	0.00%	6	0	0.00%	6	0.02%
131	Returning Officer Pumicestone Pre-Poll	1	25.00%	3	75.00%	0	0.00%	0	0.00%	0	0.00%	4	0	0.00%	4	0.01%
132	Returning Officer Redcliffe Pre-Poll	0	0.00%	0	0.00%	0	0.00%	0	0.00%	0	0.00%	0	0	0.00%	0	0.00%
133	Returning Officer Redlands Pre-Poll	0	0.00%	0	0.00%	0	0.00%	1	100.00%	0	0.00%	1	0	0.00%	1	0.00%
134	Returning Officer Rockhampton Pre-Poll	1	20.00%	1	20.00%	0	0.00%	3	60.00%	0	0.00%	5	0	0.00%	5	0.02%
135	Returning Officer Sandgate Pre-Poll	0	0.00%	2	66.67%	0	0.00%	1	33.33%	0	0.00%	3	0	0.00%	3	0.01%
136	Returning Officer Scenic Rim Pre-Poll	1	50.00%	0	0.00%	0	0.00%	1	50.00%	0	0.00%	2	0	0.00%	2	0.01%
137	Returning Officer South Brisbane Pre-Poll	0	0.00%	0	0.00%	0	0.00%	0	0.00%	0	0.00%	0	0	0.00%	0	0.00%
138	Returning Officer Southern Downs Pre-Poll	1	100.00%	0	0.00%	0	0.00%	0	0.00%	0	0.00%	1	0	0.00%	1	0.00%
139	Returning Officer Southport Pre-Poll	0	0.00%	0	0.00%	0	0.00%	0	0.00%	0	0.00%	0	0	0.00%	0	0.00%
140	Returning Officer Springwood Pre-Poll	0	0.00%	0	0.00%	0	0.00%	0	0.00%	0	0.00%	0	0	0.00%	0	0.00%
141	Returning Officer Stafford Pre-Poll	0	0.00%	0	0.00%	0	0.00%	1	100.00%	0	0.00%	1	0	0.00%	1	0.00%
142	Returning Officer Stretton Pre-Poll	0	0.00%	0	0.00%	1	100.00%	0	0.00%	0	0.00%	1	1	50.00%	2	0.01%
143	Returning Officer Surfers Paradise Pre-Poll	0	0.00%	0	0.00%	0	0.00%	0	0.00%	0	0.00%	0	0	0.00%	0	0.00%
144	Returning Officer Theodore Pre-Poll	0	0.00%	0	0.00%	0	0.00%	0	0.00%	0	0.00%	0	0	0.00%	0	0.00%
145	Returning Officer Thuringowa Pre-Poll	0	0.00%	0	0.00%	0	0.00%	0	0.00%	0	0.00%	0	0	0.00%	0	0.00%
146	Returning Officer Toohey Pre-Poll	0	0.00%	1	100.00%	0	0.00%	0	0.00%	0	0.00%	1	0	0.00%	1	0.00%
147	Returning Officer Toowoomba North Pre-Poll	0	0.00%	1	100.00%	0	0.00%	0	0.00%	0	0.00%	1	0	0.00%	1	0.00%
148	Returning Officer Toowoomba South Pre-Poll	0	0.00%	0	0.00%	0	0.00%	1	50.00%	1	50.00%	2	0	0.00%	2	0.01%
149	Returning Officer Townsville Pre-Poll	0	0.00%	0	0.00%	0	0.00%	0	0.00%	0	0.00%	0	0	0.00%	0	0.00%

150	Returning Officer Traeger Pre-Poll	1	100.00%	0	0.00%	0	0.00%	0	0.00%	0	0.00%	1	0	0.00%	1	0.00%
151	Returning Officer Warrego Pre-Poll	1	50.00%	1	50.00%	0	0.00%	0	0.00%	0	0.00%	2	0	0.00%	2	0.01%
152	Returning Officer Waterford Pre-Poll	0	0.00%	0	0.00%	0	0.00%	0	0.00%	0	0.00%	0	0	0.00%	0	0.00%
153	Returning Officer Whitsunday Pre-Poll	1	50.00%	0	0.00%	0	0.00%	1	50.00%	0	0.00%	2	1	33.33%	3	0.01%
154	Returning Officer Woodridge Pre-Poll	0	0.00%	0	0.00%	0	0.00%	2	100.00%	0	0.00%	2	0	0.00%	2	0.01%
	Polling Booth Totals	**8,036**	**29.78%**	**6,153**	**22.80%**	**1,469**	**5.44%**	**10,016**	**37.11%**	**1,315**	**4.87%**	**26,989**	**1,171**	**4.16%**	**28,160**	**84.93%**
	Postal, Special Postal, Unenrolled Votes	924	27.91%	620	18.73%	176	5.32%	1,421	42.92%	170	5.13%	3,311	152	4.39%	3,463	10.44%
	Pre-Poll (In Person) Absent Votes	94	41.05%	40	17.47%	29	12.66%	57	24.89%	9	3.93%	229	10	4.18%	239	0.72%
	Polling Day Absent Votes	338	31.01%	261	23.94%	121	11.10%	299	27.43%	71	6.51%	1,090	48	4.22%	1,138	3.43%
	Declared Institution Votes	18	36.00%	10	20.00%	3	6.00%	17	34.00%	2	4.00%	50	2	3.85%	52	0.16%
	Polling Day Declaration Votes	34	35.42%	25	26.04%	11	11.46%	19	19.79%	7	7.29%	96	9	8.57%	105	0.32%
	Uncertain Identity	0	0.00%	0	0.00%	0	0.00%	0	0.00%	0	0.00%	0	0	0.00%	0	0.00%
	Declaration and Pre-Poll Votes Totals	**1,408**	**29.48%**	**956**	**20.02%**	**340**	**7.12%**	**1,813**	**37.96%**	**259**	**5.42%**	**4,776**	**221**	**4.42%**	**4,997**	**15.07%**
	Total First Preference Votes	**9,444**	**29.73%**	**7,109**	**22.38%**	**1,809**	**5.69%**	**11,829**	**37.24%**	**1,574**	**4.96%**	**31,765**	**1,392**	**4.20%**	**33,157**	**100.00%**

Distribution of Preferences

Preference Distribution	DOBSON Chelle Votes	%	MCWILLIAM Tracey Votes	%	KENNEDY-PERRIMAN Roxanne Votes	%	* PERRETT Tony Votes	%	REARDON Donna Votes	%	Votes remaining in count	Exhausted Votes	%	Total Formal Votes
First Preference Votes	9,444	29.73%	7,109	22.38%	1,809	5.69%	11,829	37.24%	1,574	4.96%	31,765			31,765
REARDON Excluded (1st)	**457**	**29.03%**	**274**	**17.41%**	**461**	**29.29%**	**382**	**24.27%**			**1,574**	**0**	**0.00%**	**1,574**
Total	9,901	31.17%	7,383	23.24%	2,270	7.15%	12,211	38.44%			31,765	0	0.00%	31,765
KENNEDY-PERRIMAN Excluded (2nd)	**481**	**21.19%**	**1,328**	**58.50%**			**461**	**20.31%**			**2,270**	**0**	**0.00%**	**2,270**
Total	10,382	32.68%	8,711	27.42%			12,672	39.89%			31,765	0	0.00%	31,765
MCWILLIAM Excluded (3rd)	**2,743**	**31.49%**					**5,968**	**68.51%**			**8,711**	**0**	**0.00%**	**8,711**
District Total	**13,125**	**41.32%**					**18,640**	**58.68%**			**31,765**	**0**	**0.00%**	**31,765**

*** Indicates the winner**

33 - Electoral District of Hervey Bay

First Preference Votes Polled for each Candidate at each Polling Booth

Booth No.	Polling Booth	CAMERON Jenni GRN Votes	%	TANTARI Adrian ALP Votes	%	* SORENSEN Ted LNP Votes	%	HUXHAM Damian ONP Votes	%	DEAN Jannean Votes	%	Total Formal Votes	Informal Votes	%	Total Votes	% of Total Votes
1	Baycrest	18	5.23%	103	29.94%	154	44.77%	63	18.31%	6	1.74%	344	15	4.18%	359	1.08%
2	Kawungan	125	6.00%	669	32.10%	773	37.09%	462	22.17%	55	2.64%	2,084	98	4.49%	2,182	6.55%
3	Pialba	65	5.85%	361	32.49%	403	36.27%	232	20.88%	50	4.50%	1,111	50	4.31%	1,161	3.49%
4	Pialba North	211	8.22%	765	29.80%	788	30.70%	725	28.24%	78	3.04%	2,567	155	5.69%	2,722	8.18%
5	River Heads	35	4.59%	200	26.21%	247	32.37%	272	35.65%	9	1.18%	763	47	5.80%	810	2.43%
6	Torquay	101	5.61%	609	33.83%	658	36.56%	368	20.44%	64	3.56%	1,800	92	4.86%	1,892	5.68%
7	Urangan	94	5.76%	567	34.74%	545	33.39%	368	22.55%	58	3.55%	1,632	103	5.94%	1,735	5.21%
8	Urangan West	80	5.02%	430	26.99%	584	36.66%	456	28.63%	43	2.70%	1,593	68	4.09%	1,661	4.99%
9	Urraween	49	3.35%	477	32.60%	576	39.37%	332	22.69%	29	1.98%	1,463	59	3.88%	1,522	4.57%
10	Yarrilee	57	7.29%	265	33.89%	242	30.95%	190	24.30%	28	3.58%	782	54	6.46%	836	2.51%
11	Brisbane CBD All-Districts Centre	4	50.00%	1	12.50%	2	25.00%	0	0.00%	1	12.50%	8	0	0.00%	8	0.02%
12	Bundaberg All-Districts Centre	0	0.00%	0	0.00%	0	0.00%	0	0.00%	0	0.00%	0	0	0.00%	0	0.00%
13	Burleigh All-Districts Centre	0	0.00%	0	0.00%	0	0.00%	0	0.00%	0	0.00%	0	0	0.00%	0	0.00%
14	Cairns All-Districts Centre	0	0.00%	0	0.00%	1	100.00%	0	0.00%	0	0.00%	1	0	0.00%	1	0.00%
15	East Brisbane All-Districts Centre	0	0.00%	0	0.00%	0	0.00%	0	0.00%	0	0.00%	0	0	0.00%	0	0.00%
16	Hervey Bay All-Districts Centre	17	6.85%	59	23.79%	86	34.68%	70	28.23%	16	6.45%	248	13	4.98%	261	0.78%
17	Mackay All-Districts Centre	0	0.00%	0	0.00%	0	0.00%	0	0.00%	0	0.00%	0	0	0.00%	0	0.00%
18	Maroochydore All-Districts Centre	0	0.00%	0	0.00%	0	0.00%	0	0.00%	0	0.00%	0	0	0.00%	0	0.00%
19	Morayfield All-Districts Centre	0	0.00%	0	0.00%	2	100.00%	0	0.00%	0	0.00%	2	0	0.00%	2	0.01%
20	Noosa All-Districts Centre	0	0.00%	1	20.00%	2	40.00%	2	40.00%	0	0.00%	5	0	0.00%	5	0.02%
21	Oodgeroo All-Districts Centre	0	0.00%	0	0.00%	0	0.00%	0	0.00%	0	0.00%	0	0	0.00%	0	0.00%
22	Redcliffe All-Districts Centre	0	0.00%	0	0.00%	0	0.00%	0	0.00%	0	0.00%	0	0	0.00%	0	0.00%
23	Southport All-Districts Centre	0	0.00%	0	0.00%	0	0.00%	0	0.00%	0	0.00%	0	0	0.00%	0	0.00%
24	Telephone Voting	0	0.00%	1	20.00%	1	20.00%	3	60.00%	0	0.00%	5	0	0.00%	5	0.02%
25	Townsville All-Districts Centre	0	0.00%	0	0.00%	0	0.00%	0	0.00%	0	0.00%	0	0	0.00%	0	0.00%
26	Vulture Street All-Districts Centre	0	0.00%	0	0.00%	0	0.00%	0	0.00%	0	0.00%	0	0	0.00%	0	0.00%
27	Woolloongabba All-Districts Centre	0	0.00%	0	0.00%	0	0.00%	0	0.00%	0	0.00%	0	0	0.00%	0	0.00%
28	Brisbane CBD All-Districts Centre Pre-Poll	5	23.81%	7	33.33%	5	23.81%	3	14.29%	1	4.76%	21	0	0.00%	21	0.06%
29	Bundaberg All-Districts Centre Pre-Poll	0	0.00%	1	8.33%	4	33.33%	6	50.00%	1	8.33%	12	1	7.69%	13	0.04%
30	Burleigh All-Districts Centre Pre-Poll	0	0.00%	1	12.50%	5	62.50%	2	25.00%	0	0.00%	8	0	0.00%	8	0.02%
31	Cairns All-Districts Centre Pre-Poll	0	0.00%	2	28.57%	2	28.57%	3	42.86%	0	0.00%	7	0	0.00%	7	0.02%
32	Electoral Visit	11	5.64%	54	27.69%	103	52.82%	21	10.77%	6	3.08%	195	4	2.01%	199	0.60%
33	Hervey Bay All-Districts Centre Pre-poll	416	3.51%	3,360	28.39%	4,553	38.47%	3,201	27.05%	305	2.58%	11,835	314	2.58%	12,149	36.49%
34	Mackay All-Districts Centre Pre-Poll	0	0.00%	2	18.18%	3	27.27%	4	36.36%	2	18.18%	11	0	0.00%	11	0.03%
35	Maroochydore All-Districts Centre Pre-Poll	3	15.00%	3	15.00%	11	55.00%	3	15.00%	0	0.00%	20	1	4.76%	21	0.06%
36	Morayfield All-Districts Centre Pre-poll	0	0.00%	3	33.33%	5	55.56%	1	11.11%	0	0.00%	9	0	0.00%	9	0.03%
37	Noosa All-Districts Centre Pre-Poll	4	33.33%	3	25.00%	5	41.67%	0	0.00%	0	0.00%	12	1	7.69%	13	0.04%
38	Oodgeroo All-Districts Centre Pre-Poll	0	0.00%	4	57.14%	3	42.86%	0	0.00%	0	0.00%	7	0	0.00%	7	0.02%
39	Redcliffe All-Districts Centre Pre-Poll	2	50.00%	1	25.00%	1	25.00%	0	0.00%	0	0.00%	4	0	0.00%	4	0.01%
40	Southport All-Districts Centre Pre-Poll	0	0.00%	1	9.09%	7	63.64%	3	27.27%	0	0.00%	11	0	0.00%	11	0.03%
41	Telephone Voting - Pre-poll	0	0.00%	3	27.27%	6	54.55%	1	9.09%	1	9.09%	11	0	0.00%	11	0.03%
42	Townsville All-Districts Centre Pre-Poll	0	0.00%	4	22.22%	7	38.89%	7	38.89%	0	0.00%	18	0	0.00%	18	0.05%
43	eAssist - Coorparoo Pre-Poll	0	0.00%	0	0.00%	0	0.00%	0	0.00%	0	0.00%	0	0	0.00%	0	0.00%
44	Returning Officer Hervey Bay Pre-Poll	0	0.00%	0	0.00%	0	0.00%	0	0.00%	0	0.00%	0	0	0.00%	0	0.00%
45	Returning Officer Algester Pre-Poll	0	0.00%	0	0.00%	0	0.00%	0	0.00%	0	0.00%	0	0	0.00%	0	0.00%
46	Returning Officer Aspley Pre-Poll	0	0.00%	0	0.00%	1	33.33%	2	66.67%	0	0.00%	3	0	0.00%	3	0.01%
47	Returning Officer Bancroft Pre-Poll	0	0.00%	0	0.00%	0	0.00%	0	0.00%	0	0.00%	0	0	0.00%	0	0.00%
48	Returning Officer Barron River Pre-Poll	0	0.00%	0	0.00%	1	50.00%	1	50.00%	0	0.00%	2	0	0.00%	2	0.01%
49	Returning Officer Bonney Pre-Poll	0	0.00%	0	0.00%	0	0.00%	0	0.00%	0	0.00%	0	0	0.00%	0	0.00%
50	Returning Officer Broadwater Pre-Poll	0	0.00%	0	0.00%	0	0.00%	0	0.00%	0	0.00%	0	0	0.00%	0	0.00%
51	Returning Officer Buderim Pre-Poll	0	0.00%	0	0.00%	2	66.67%	1	33.33%	0	0.00%	3	1	25.00%	4	0.01%
52	Returning Officer Bulimba Pre-Poll	0	0.00%	0	0.00%	0	0.00%	0	0.00%	0	0.00%	0	0	0.00%	0	0.00%
53	Returning Officer Bundaberg Pre-Poll	0	0.00%	0	0.00%	0	0.00%	0	0.00%	0	0.00%	0	0	0.00%	0	0.00%
54	Returning Officer Bundamba Pre-Poll	0	0.00%	1	100.00%	0	0.00%	0	0.00%	0	0.00%	1	0	0.00%	1	0.00%
55	Returning Officer Burdekin Pre-Poll	0	0.00%	0	0.00%	0	0.00%	0	0.00%	0	0.00%	0	0	0.00%	0	0.00%
56	Returning Officer Burleigh Pre-Poll	0	0.00%	0	0.00%	0	0.00%	0	0.00%	0	0.00%	0	0	0.00%	0	0.00%
57	Returning Officer Burnett Pre-Poll	0	0.00%	0	0.00%	0	0.00%	0	0.00%	0	0.00%	0	0	0.00%	0	0.00%
58	Returning Officer Cairns Pre-Poll	0	0.00%	0	0.00%	0	0.00%	0	0.00%	0	0.00%	0	0	0.00%	0	0.00%
59	Returning Officer Callide Pre-Poll	0	0.00%	0	0.00%	1	100.00%	0	0.00%	0	0.00%	1	0	0.00%	1	0.00%
60	Returning Officer Caloundra Pre-Poll	2	25.00%	0	0.00%	4	50.00%	2	25.00%	0	0.00%	8	0	0.00%	8	0.02%
61	Returning Officer Capalaba Pre-Poll	2	33.33%	1	16.67%	0	0.00%	3	50.00%	0	0.00%	6	0	0.00%	6	0.02%
62	Returning Officer Chatsworth Pre-Poll	0	0.00%	0	0.00%	0	0.00%	0	0.00%	0	0.00%	0	0	0.00%	0	0.00%
63	Returning Officer Clayfield Pre-Poll	0	0.00%	0	0.00%	0	0.00%	0	0.00%	0	0.00%	0	1	0.00%	1	0.00%
64	Returning Officer Condamine Pre-Poll	0	0.00%	0	0.00%	3	100.00%	0	0.00%	0	0.00%	3	0	0.00%	3	0.01%
65	Returning Officer Cook Pre-Poll	0	0.00%	0	0.00%	0	0.00%	3	100.00%	0	0.00%	3	0	0.00%	3	0.01%
66	Returning Officer Coomera Pre-Poll	0	0.00%	0	0.00%	1	100.00%	0	0.00%	0	0.00%	1	0	0.00%	1	0.00%
67	Returning Officer Cooper Pre-Poll	0	0.00%	0	0.00%	1	100.00%	0	0.00%	0	0.00%	1	0	0.00%	1	0.00%
68	Returning Officer Currumbin Pre-Poll	0	0.00%	0	0.00%	2	100.00%	0	0.00%	0	0.00%	2	0	0.00%	2	0.01%
69	Returning Officer Everton Pre-Poll	0	0.00%	0	0.00%	1	100.00%	0	0.00%	0	0.00%	1	0	0.00%	1	0.00%
70	Returning Officer Ferny Grove Pre-Poll	0	0.00%	1	20.00%	2	40.00%	2	40.00%	0	0.00%	5	0	0.00%	5	0.02%

71	Returning Officer Gaven Pre-Poll	0	0.00%	1	50.00%	1	50.00%	0	0.00%	0	0.00%	2	0	0.00%	2	0.01%
72	Returning Officer Gladstone Pre-Poll	0	0.00%	6	50.00%	4	33.33%	2	16.67%	0	0.00%	12	0	0.00%	12	0.04%
73	Returning Officer Glass House Pre-Poll	0	0.00%	0	0.00%	2	100.00%	0	0.00%	0	0.00%	2	0	0.00%	2	0.01%
74	Returning Officer Greenslopes Pre-Poll	0	0.00%	1	100.00%	0	0.00%	0	0.00%	0	0.00%	1	0	0.00%	1	0.00%
75	Returning Officer Gregory Pre-Poll	0	0.00%	0	0.00%	1	100.00%	0	0.00%	0	0.00%	1	0	0.00%	1	0.00%
76	Returning Officer Gympie Pre-Poll	0	0.00%	1	14.29%	3	42.86%	3	42.86%	0	0.00%	7	0	0.00%	7	0.02%
77	Returning Officer Hill Pre-Poll	0	0.00%	0	0.00%	0	0.00%	0	0.00%	0	0.00%	0	0	0.00%	0	0.00%
78	Returning Officer Hinchinbrook Pre-Poll	0	0.00%	1	100.00%	0	0.00%	0	0.00%	0	0.00%	1	0	0.00%	1	0.00%
79	Returning Officer Inala Pre-Poll	0	0.00%	0	0.00%	0	0.00%	0	0.00%	0	0.00%	0	0	0.00%	0	0.00%
80	Returning Officer Ipswich Pre-Poll	0	0.00%	3	42.86%	2	28.57%	1	14.29%	1	14.29%	7	0	0.00%	7	0.02%
81	Returning Officer Ipswich West Pre-Poll	0	0.00%	0	0.00%	0	0.00%	0	0.00%	0	0.00%	0	0	0.00%	0	0.00%
82	Returning Officer Jordan Pre-Poll	0	0.00%	1	100.00%	0	0.00%	0	0.00%	0	0.00%	1	0	0.00%	1	0.00%
83	Returning Officer Kawana Pre-Poll	0	0.00%	1	16.67%	4	66.67%	1	16.67%	0	0.00%	6	0	0.00%	6	0.02%
84	Returning Officer Keppel Pre-Poll	2	28.57%	1	14.29%	1	14.29%	3	42.86%	0	0.00%	7	2	22.22%	9	0.03%
85	Returning Officer Kurwongbah Pre-Poll	0	0.00%	0	0.00%	0	0.00%	0	0.00%	0	0.00%	0	0	0.00%	0	0.00%
86	Returning Officer Lockyer Pre-Poll	2	66.67%	1	33.33%	0	0.00%	0	0.00%	0	0.00%	3	0	0.00%	3	0.01%
87	Returning Officer Logan Pre-Poll	0	0.00%	0	0.00%	0	0.00%	1	100.00%	0	0.00%	1	1	50.00%	2	0.01%
88	Returning Officer Lytton Pre-Poll	1	50.00%	1	50.00%	0	0.00%	0	0.00%	0	0.00%	2	0	0.00%	2	0.01%
89	Returning Officer Macalister Pre-Poll	0	0.00%	0	0.00%	0	0.00%	0	0.00%	0	0.00%	0	0	0.00%	0	0.00%
90	Returning Officer Mackay Pre-Poll	0	0.00%	0	0.00%	0	0.00%	0	0.00%	0	0.00%	0	0	0.00%	0	0.00%
91	Returning Officer Maiwar Pre-Poll	2	100.00%	0	0.00%	0	0.00%	0	0.00%	0	0.00%	2	0	0.00%	2	0.01%
92	Returning Officer Mansfield Pre-Poll	0	0.00%	0	0.00%	0	0.00%	0	0.00%	0	0.00%	0	0	0.00%	0	0.00%
93	Returning Officer Maroochydore Pre-Poll	0	0.00%	0	0.00%	0	0.00%	0	0.00%	0	0.00%	0	0	0.00%	0	0.00%
94	Returning Officer Maryborough Pre-Poll	16	12.50%	38	29.69%	36	28.13%	35	27.34%	3	2.34%	128	5	3.76%	133	0.40%
95	Returning Officer Mcconnel Pre-Poll	0	0.00%	0	0.00%	0	0.00%	0	0.00%	0	0.00%	0	0	0.00%	0	0.00%
96	Returning Officer Mermaid Beach Pre-Poll	0	0.00%	0	0.00%	0	0.00%	0	0.00%	0	0.00%	0	0	0.00%	0	0.00%
97	Returning Officer Miller Pre-Poll	0	0.00%	0	0.00%	1	100.00%	0	0.00%	0	0.00%	1	0	0.00%	1	0.00%
98	Returning Officer Mirani Pre-Poll	0	0.00%	0	0.00%	0	0.00%	0	0.00%	0	0.00%	0	0	0.00%	0	0.00%
99	Returning Officer Moggill Pre-Poll	0	0.00%	0	0.00%	0	0.00%	0	0.00%	0	0.00%	0	0	0.00%	0	0.00%
100	Returning Officer Morayfield Pre-Poll	0	0.00%	0	0.00%	0	0.00%	0	0.00%	0	0.00%	0	0	0.00%	0	0.00%
101	Returning Officer Mount Ommaney Pre-Poll	1	100.00%	0	0.00%	0	0.00%	0	0.00%	0	0.00%	1	0	0.00%	1	0.00%
102	Returning Officer Mudgeeraba Pre-Poll	0	0.00%	0	0.00%	0	0.00%	0	0.00%	0	0.00%	0	0	0.00%	0	0.00%
103	Returning Officer Mulgrave Pre-Poll	0	0.00%	0	0.00%	0	0.00%	0	0.00%	0	0.00%	0	0	0.00%	0	0.00%
104	Returning Officer Mundingburra Pre-Poll	0	0.00%	0	0.00%	0	0.00%	0	0.00%	0	0.00%	0	0	0.00%	0	0.00%
105	Returning Officer Murrumba Pre-Poll	0	0.00%	0	0.00%	0	0.00%	0	0.00%	0	0.00%	0	0	0.00%	0	0.00%
106	Returning Officer Nanango Pre-Poll	0	0.00%	0	0.00%	0	0.00%	3	100.00%	0	0.00%	3	0	0.00%	3	0.01%
107	Returning Officer Nicklin Pre-Poll	0	0.00%	0	0.00%	1	100.00%	0	0.00%	0	0.00%	1	0	0.00%	1	0.00%
108	Returning Officer Ninderry Pre-Poll	0	0.00%	0	0.00%	0	0.00%	0	0.00%	0	0.00%	0	0	0.00%	0	0.00%
109	Returning Officer Noosa Pre-Poll	0	0.00%	0	0.00%	0	0.00%	0	0.00%	0	0.00%	0	0	0.00%	0	0.00%
110	Returning Officer Nudgee Pre-Poll	0	0.00%	0	0.00%	3	60.00%	2	40.00%	0	0.00%	5	0	0.00%	5	0.02%
111	Returning Officer Oodgeroo Pre-Poll	0	0.00%	0	0.00%	0	0.00%	0	0.00%	0	0.00%	0	0	0.00%	0	0.00%
112	Returning Officer Pine Rivers Pre-Poll	1	16.67%	0	0.00%	4	66.67%	0	0.00%	1	16.67%	6	0	0.00%	6	0.02%
113	Returning Officer Pumicestone Pre-Poll	0	0.00%	0	0.00%	1	100.00%	0	0.00%	0	0.00%	1	0	0.00%	1	0.00%
114	Returning Officer Redcliffe Pre-Poll	0	0.00%	0	0.00%	0	0.00%	0	0.00%	0	0.00%	0	0	0.00%	0	0.00%
115	Returning Officer Redlands Pre-Poll	0	0.00%	0	0.00%	0	0.00%	0	0.00%	0	0.00%	0	0	0.00%	0	0.00%
116	Returning Officer Rockhampton Pre-Poll	2	20.00%	4	40.00%	3	30.00%	0	0.00%	1	10.00%	10	0	0.00%	10	0.03%
117	Returning Officer Sandgate Pre-Poll	0	0.00%	0	0.00%	2	100.00%	0	0.00%	0	0.00%	2	0	0.00%	2	0.01%
118	Returning Officer Scenic Rim Pre-Poll	0	0.00%	2	66.67%	1	33.33%	0	0.00%	0	0.00%	3	0	0.00%	3	0.01%
119	Returning Officer South Brisbane Pre-Poll	2	28.57%	3	42.86%	2	28.57%	0	0.00%	0	0.00%	7	0	0.00%	7	0.02%
120	Returning Officer Southern Downs Pre-Poll	0	0.00%	0	0.00%	0	0.00%	1	100.00%	0	0.00%	1	1	50.00%	2	0.01%
121	Returning Officer Southport Pre-Poll	0	0.00%	0	0.00%	0	0.00%	0	0.00%	0	0.00%	0	0	0.00%	0	0.00%
122	Returning Officer Springwood Pre-Poll	0	0.00%	0	0.00%	0	0.00%	3	100.00%	0	0.00%	3	1	25.00%	4	0.01%
123	Returning Officer Stafford Pre-Poll	1	50.00%	1	50.00%	0	0.00%	0	0.00%	0	0.00%	2	0	0.00%	2	0.01%
124	Returning Officer Stretton Pre-Poll	0	0.00%	0	0.00%	1	100.00%	0	0.00%	0	0.00%	1	0	0.00%	1	0.00%
125	Returning Officer Surfers Paradise Pre-Poll	0	0.00%	0	0.00%	0	0.00%	1	100.00%	0	0.00%	1	0	0.00%	1	0.00%
126	Returning Officer Theodore Pre-Poll	0	0.00%	0	0.00%	0	0.00%	0	0.00%	0	0.00%	0	0	0.00%	0	0.00%
127	Returning Officer Thuringowa Pre-Poll	0	0.00%	0	0.00%	0	0.00%	0	0.00%	0	0.00%	0	0	0.00%	0	0.00%
128	Returning Officer Toohey Pre-Poll	0	0.00%	0	0.00%	0	0.00%	0	0.00%	0	0.00%	0	0	0.00%	0	0.00%
129	Returning Officer Toowoomba North Pre-Poll	1	25.00%	1	25.00%	1	25.00%	1	25.00%	0	0.00%	4	0	0.00%	4	0.01%
130	Returning Officer Toowoomba South Pre-Poll	1	25.00%	2	50.00%	0	0.00%	0	0.00%	1	25.00%	4	0	0.00%	4	0.01%
131	Returning Officer Townsville Pre-Poll	0	0.00%	0	0.00%	0	0.00%	0	0.00%	0	0.00%	0	0	0.00%	0	0.00%
132	Returning Officer Traeger Pre-Poll	0	0.00%	1	50.00%	0	0.00%	1	50.00%	0	0.00%	2	0	0.00%	2	0.01%
133	Returning Officer Warrego Pre-Poll	0	0.00%	0	0.00%	0	0.00%	0	0.00%	0	0.00%	0	0	0.00%	0	0.00%
134	Returning Officer Waterford Pre-Poll	0	0.00%	0	0.00%	0	0.00%	0	0.00%	0	0.00%	0	0	0.00%	0	0.00%
135	Returning Officer Whitsunday Pre-Poll	0	0.00%	0	0.00%	0	0.00%	0	0.00%	0	0.00%	0	0	0.00%	0	0.00%
136	Returning Officer Woodridge Pre-Poll	0	0.00%	0	0.00%	0	0.00%	0	0.00%	0	0.00%	0	0	0.00%	0	0.00%
	Polling Booth Totals	**1,333**	**4.96%**	**8,030**	**29.88%**	**9,877**	**36.76%**	**6,870**	**25.57%**	**760**	**2.83%**	**26,870**	**1,087**	**3.89%**	**27,957**	**83.98%**
	Postal, Special Postal, Unenrolled Votes	181	4.50%	990	24.61%	1,852	46.05%	859	21.36%	140	3.48%	4,022	215	5.07%	4,237	12.73%
	Pre-Poll (In Person) Absent Votes	7	6.36%	29	26.36%	35	31.82%	34	30.91%	5	4.55%	110	0	0.00%	110	0.33%
	Polling Day Absent Votes	96	10.39%	232	25.11%	273	29.55%	291	31.49%	32	3.46%	924	42	4.35%	966	2.90%
	Declared Institution Votes	2	10.00%	1	5.00%	12	60.00%	5	25.00%	0	0.00%	20	1	4.76%	21	0.06%
	Polling Day Declaration Votes	0	0.00%	0	0.00%	0	0.00%	0	0.00%	0	0.00%	0	0	0.00%	0	0.00%
	Uncertain Identity	0	0.00%	0	0.00%	0	0.00%	0	0.00%	0	0.00%	0	0	0.00%	0	0.00%
	Declaration and Pre-Poll Votes Totals	**286**	**5.63%**	**1,252**	**24.67%**	**2,172**	**42.79%**	**1,189**	**23.42%**	**177**	**3.49%**	**5,076**	**258**	**4.84%**	**5,334**	**16.02%**
	Total First Preference Votes	**1,619**	**5.07%**	**9,282**	**29.06%**	**12,049**	**37.72%**	**8,059**	**25.23%**	**937**	**2.93%**	**31,946**	**1,345**	**4.04%**	**33,291**	**100.00%**

Statistical Reports

Distribution of Preferences

Preference Distribution	CAMERON Jenni Votes	%	TANTARI Adrian Votes	%	* SORENSEN Ted Votes	%	HUXHAM Damian Votes	%	DEAN Jannean Votes	%	Votes remaining in count	Exhausted Votes	%	Total Formal Votes
First Preference Votes	1,619	5.07%	9,282	29.06%	12,049	37.72%	8,059	25.23%	937	2.93%	31,946			31,946
DEAN Excluded (1st)	**282**	**30.10%**	**187**	**19.96%**	**201**	**21.45%**	**267**	**28.50%**			**937**	**0**	**0.00%**	**937**
Total	1,901	5.95%	9,469	29.64%	12,250	38.35%	8,326	26.06%			31,946	0	0.00%	31,946
CAMERON Excluded (2nd)			**1,189**	**62.55%**	**359**	**18.88%**	**353**	**18.57%**			**1,901**	**0**	**0.00%**	**1,901**
Total			10,658	33.36%	12,609	39.47%	8,679	27.17%			31,946	0	0.00%	31,946
HUXHAM Excluded (3rd)			**2,408**	**27.75%**	**6,271**	**72.25%**					**8,679**	**0**	**0.00%**	**8,679**
District Total			**13,066**	**40.90%**	**18,880**	**59.10%**					**31,946**	**0**	**0.00%**	**31,946**

*** Indicates the winner**

34 - Electoral District of Hill

First Preference Votes Polled for each Candidate at each Polling Booth

Booth No.	Polling Booth	O'BRIEN Diana ALP Votes	%	QUAGLIATA Mario LNP Votes	%	KLOOT Johanna GRN Votes	%	TUXFORD Chester Gordon Votes	%	* KNUTH Shane KAP Votes	%	WORTH Stewart Votes	%	Total Formal Votes	Informal Votes	%	Total Votes	% of Total Votes
1	Atherton	212	16.16%	223	17.00%	105	8.00%	8	0.61%	731	55.72%	33	2.52%	1,312	48	3.53%	1,360	4.19%
2	Atherton North	117	16.69%	118	16.83%	69	9.84%	8	1.14%	378	53.92%	11	1.57%	701	26	3.58%	727	2.24%
3	Babinda	253	32.81%	180	23.35%	52	6.74%	9	1.17%	245	31.78%	32	4.15%	771	31	3.87%	802	2.47%
4	Dimbulah	64	18.66%	45	13.12%	10	2.92%	5	1.46%	217	63.27%	2	0.58%	343	11	3.11%	354	1.09%
5	East Palmerston	23	15.54%	40	27.03%	0	0.00%	0	0.00%	80	54.05%	5	3.38%	148	3	1.99%	151	0.47%
6	El Arish	63	17.36%	104	28.65%	36	9.92%	1	0.28%	121	33.33%	38	10.47%	363	15	3.97%	378	1.17%
7	Feluga	26	14.94%	73	41.95%	7	4.02%	5	2.87%	61	35.06%	2	1.15%	174	7	3.87%	181	0.56%
8	Flying Fish Point	52	29.21%	32	17.98%	18	10.11%	2	1.12%	69	38.76%	5	2.81%	178	6	3.26%	184	0.57%
9	Goondi	179	25.25%	204	28.77%	21	2.96%	4	0.56%	277	39.07%	24	3.39%	709	54	7.08%	763	2.35%
10	Herberton	115	16.69%	91	13.21%	65	9.43%	4	0.58%	397	57.62%	17	2.47%	689	25	3.50%	714	2.20%
11	Innisfail East	352	31.88%	215	19.47%	62	5.62%	8	0.72%	430	38.95%	37	3.35%	1,104	53	4.58%	1,157	3.57%
12	Innisfail North	204	27.35%	155	20.78%	34	4.56%	2	0.27%	323	43.30%	28	3.75%	746	44	5.57%	790	2.44%
13	Kairi	27	10.07%	85	31.72%	12	4.48%	2	0.75%	138	51.49%	4	1.49%	268	9	3.25%	277	0.85%
14	Kurrimine	72	21.30%	98	28.99%	8	2.37%	1	0.30%	150	44.38%	9	2.66%	338	14	3.98%	352	1.09%
15	Lower Tully	4	28.57%	6	42.86%	1	7.14%	0	0.00%	2	14.29%	1	7.14%	14	1	6.67%	15	0.05%
16	Malanda	190	12.54%	292	19.27%	126	8.32%	13	0.86%	861	56.83%	33	2.18%	1,515	45	2.88%	1,560	4.81%
17	Mena Creek	67	21.75%	60	19.48%	19	6.17%	1	0.32%	147	47.73%	14	4.55%	308	12	3.75%	320	0.99%
18	Millaa Millaa	60	17.09%	49	13.96%	26	7.41%	1	0.28%	202	57.55%	13	3.70%	351	5	1.40%	356	1.10%
19	Mirriwinni	77	17.11%	148	32.89%	36	8.00%	0	0.00%	186	41.33%	3	0.67%	450	15	3.23%	465	1.43%
20	Mission Beach	283	21.49%	346	26.27%	203	15.41%	12	0.91%	432	32.80%	41	3.11%	1,317	67	4.84%	1,384	4.27%
21	Mount Garnet	30	12.15%	34	13.77%	10	4.05%	3	1.21%	164	66.40%	6	2.43%	247	13	5.00%	260	0.80%
22	Mourilyan	167	22.00%	136	17.92%	33	4.35%	4	0.53%	391	51.52%	28	3.69%	759	20	2.57%	779	2.40%
23	Mundoo	74	21.26%	94	27.01%	9	2.59%	3	0.86%	147	42.24%	21	6.03%	348	17	4.66%	365	1.13%
24	Mutchilba	12	8.16%	36	24.49%	2	1.36%	2	1.36%	95	64.63%	0	0.00%	147	11	6.96%	158	0.49%
25	Ravenshoe	87	12.97%	103	15.35%	85	12.67%	8	1.19%	362	53.95%	26	3.87%	671	30	4.28%	701	2.16%
26	Silkwood	56	20.29%	81	29.35%	13	4.71%	3	1.09%	112	40.58%	11	3.99%	276	14	4.83%	290	0.89%
27	South Johnstone	88	28.21%	60	19.23%	17	5.45%	0	0.00%	130	41.67%	17	5.45%	312	14	4.29%	326	1.01%
28	Tolga	129	12.80%	233	23.12%	56	5.56%	5	0.50%	572	56.75%	13	1.29%	1,008	24	2.33%	1,032	3.18%
29	Tully	116	19.80%	177	30.20%	44	7.51%	2	0.34%	231	39.42%	16	2.73%	586	18	2.98%	604	1.86%
30	Walkamin	24	10.71%	63	28.13%	4	1.79%	1	0.45%	129	57.59%	3	1.34%	224	8	3.45%	232	0.72%
31	Yungaburra	123	14.80%	194	23.35%	100	12.03%	4	0.48%	393	47.29%	17	2.05%	831	27	3.15%	858	2.65%
32	Brisbane CBD All-Districts Centre	1	25.00%	0	0.00%	0	0.00%	0	0.00%	3	75.00%	0	0.00%	4	0	0.00%	4	0.01%
33	Bundaberg All-Districts Centre	0	0.00%	0	0.00%	0	0.00%	0	0.00%	1	100.00%	0	0.00%	1	0	0.00%	1	0.00%
34	Burleigh All-Districts Centre	0	0.00%	0	0.00%	0	0.00%	0	0.00%	0	0.00%	0	0.00%	0	0	0.00%	0	0.00%
35	Cairns All-Districts Centre	7	23.33%	3	10.00%	6	20.00%	1	3.33%	12	40.00%	1	3.33%	30	2	6.25%	32	0.10%
36	East Brisbane All-Districts Centre	0	0.00%	0	0.00%	0	0.00%	0	0.00%	4	80.00%	1	20.00%	5	2	28.57%	7	0.02%
37	Hervey Bay All-Districts Centre	0	0.00%	0	0.00%	0	0.00%	0	0.00%	0	0.00%	0	0.00%	0	2	0.00%	2	0.01%
38	Mackay All-Districts Centre	0	0.00%	1	100.00%	0	0.00%	0	0.00%	0	0.00%	0	0.00%	1	0	0.00%	1	0.00%
39	Maroochydore All-Districts Centre	0	0.00%	0	0.00%	0	0.00%	0	0.00%	0	0.00%	0	0.00%	0	0	0.00%	0	0.00%
40	Morayfield All-Districts Centre	0	0.00%	0	0.00%	0	0.00%	0	0.00%	0	0.00%	0	0.00%	0	0	0.00%	0	0.00%
41	Noosa All-Districts Centre	1	50.00%	0	0.00%	1	50.00%	0	0.00%	0	0.00%	0	0.00%	2	0	0.00%	2	0.01%
42	Oodgeroo All-Districts Centre	0	0.00%	0	0.00%	0	0.00%	0	0.00%	0	0.00%	0	0.00%	0	0	0.00%	0	0.00%
43	Redcliffe All-Districts Centre	0	0.00%	0	0.00%	0	0.00%	0	0.00%	0	0.00%	0	0.00%	0	0	0.00%	0	0.00%
44	Southport All-Districts Centre	0	0.00%	0	0.00%	0	0.00%	0	0.00%	0	0.00%	0	0.00%	0	0	0.00%	0	0.00%
45	Telephone Voting	4	100.00%	0	0.00%	0	0.00%	0	0.00%	0	0.00%	0	0.00%	4	0	0.00%	4	0.01%
46	Townsville All-Districts Centre	1	50.00%	0	0.00%	1	50.00%	0	0.00%	0	0.00%	0	0.00%	2	0	0.00%	2	0.01%
47	Vulture Street All-Districts Centre	1	33.33%	1	33.33%	0	0.00%	0	0.00%	1	33.33%	0	0.00%	3	0	0.00%	3	0.01%
48	Woolloongabba All-Districts Centre	1	50.00%	1	50.00%	0	0.00%	0	0.00%	0	0.00%	0	0.00%	2	0	0.00%	2	0.01%
49	Brisbane CBD All-Districts Centre Pre-Poll	2	9.09%	9	40.91%	4	18.18%	0	0.00%	5	22.73%	2	9.09%	22	0	0.00%	22	0.07%
50	Bundaberg All-Districts Centre Pre-Poll	3	75.00%	0	0.00%	0	0.00%	0	0.00%	1	25.00%	0	0.00%	4	0	0.00%	4	0.01%
51	Burleigh All-Districts Centre Pre-Poll	3	37.50%	3	37.50%	0	0.00%	0	0.00%	2	25.00%	0	0.00%	8	0	0.00%	8	0.02%
52	Cairns All-Districts Centre Pre-Poll	59	19.16%	74	24.03%	42	13.64%	2	0.65%	126	40.91%	5	1.62%	308	12	3.75%	320	0.99%
53	Electoral Visit	41	28.67%	45	31.47%	1	0.70%	2	1.40%	51	35.66%	3	2.10%	143	5	3.38%	148	0.46%
54	Hervey Bay All-Districts Centre Pre-poll	1	20.00%	2	40.00%	0	0.00%	0	0.00%	2	40.00%	0	0.00%	5	0	0.00%	5	0.02%
55	Mackay All-Districts Centre Pre-Poll	6	46.15%	0	0.00%	0	0.00%	0	0.00%	7	53.85%	0	0.00%	13	1	7.14%	14	0.04%
56	Maroochydore All-Districts Centre Pre-Poll	0	0.00%	1	16.67%	2	33.33%	0	0.00%	3	50.00%	0	0.00%	6	0	0.00%	6	0.02%
57	Morayfield All-Districts Centre Pre-poll	0	0.00%	0	0.00%	0	0.00%	0	0.00%	2	100.00%	0	0.00%	2	0	0.00%	2	0.01%
58	Noosa All-Districts Centre Pre-Poll	0	0.00%	2	40.00%	0	0.00%	0	0.00%	3	60.00%	0	0.00%	5	0	0.00%	5	0.02%
59	Oodgeroo All-Districts Centre Pre-Poll	1	20.00%	2	40.00%	0	0.00%	0	0.00%	2	40.00%	0	0.00%	5	0	0.00%	5	0.02%
60	Redcliffe All-Districts Centre Pre-Poll	1	25.00%	0	0.00%	0	0.00%	0	0.00%	3	75.00%	0	0.00%	4	0	0.00%	4	0.01%
61	Southport All-Districts Centre Pre-Poll	1	12.50%	2	25.00%	2	25.00%	0	0.00%	3	37.50%	0	0.00%	8	0	0.00%	8	0.02%
62	Telephone Voting - Pre-poll	3	27.27%	2	18.18%	3	27.27%	0	0.00%	2	18.18%	1	9.09%	11	0	0.00%	11	0.03%
63	Townsville All-Districts Centre Pre-Poll	2	4.35%	17	36.96%	3	6.52%	0	0.00%	23	50.00%	1	2.17%	46	1	2.13%	47	0.14%
64	eAssist - Coorparoo Pre-Poll	0	0.00%	0	0.00%	0	0.00%	0	0.00%	0	0.00%	0	0.00%	0	0	0.00%	0	0.00%
65	Atherton Pre-poll	527	11.57%	889	19.52%	229	5.03%	34	0.75%	2,790	61.26%	85	1.87%	4,554	100	2.15%	4,654	14.35%
66	Innisfail Pre-poll	975	27.88%	935	26.74%	118	3.37%	23	0.66%	1,347	38.52%	99	2.83%	3,497	121	3.34%	3,618	11.16%
67	Ravenshoe Pre-Poll	84	13.40%	125	19.94%	27	4.31%	2	0.32%	359	57.26%	30	4.78%	627	30	4.57%	657	2.03%
68	Returning Officer Hill Pre-Poll	237	17.35%	508	37.19%	20	1.46%	8	0.59%	565	41.36%	28	2.05%	1,366	32	2.29%	1,398	4.31%
69	Returning Officer Algester Pre-Poll	0	0.00%	0	0.00%	0	0.00%	0	0.00%	0	0.00%	0	0.00%	0	0	0.00%	0	0.00%
70	Returning Officer Aspley Pre-Poll	1	33.33%	0	0.00%	1	33.33%	0	0.00%	1	33.33%	0	0.00%	3	1	25.00%	4	0.01%
71	Returning Officer Bancroft Pre-Poll	0	0.00%	0	0.00%	0	0.00%	0	0.00%	0	0.00%	0	0.00%	0	0	0.00%	0	0.00%
72	Returning Officer Barron River Pre-Poll	0	0.00%	7	53.85%	2	15.38%	0	0.00%	4	30.77%	0	0.00%	13	0	0.00%	13	0.04%
73	Returning Officer Bonney Pre-Poll	0	0.00%	0	0.00%	0	0.00%	0	0.00%	1	100.00%	0	0.00%	1	0	0.00%	1	0.00%
74	Returning Officer Broadwater Pre-Poll	0	0.00%	1	33.33%	1	33.33%	0	0.00%	1	33.33%	0	0.00%	3	0	0.00%	3	0.01%
75	Returning Officer Buderim Pre-Poll	0	0.00%	0	0.00%	0	0.00%	0	0.00%	1	100.00%	0	0.00%	1	0	0.00%	1	0.00%
76	Returning Officer Bulimba Pre-Poll	1	100.00%	0	0.00%	0	0.00%	0	0.00%	0	0.00%	0	0.00%	1	0	0.00%	1	0.00%
77	Returning Officer Bundaberg Pre-Poll	0	0.00%	0	0.00%	0	0.00%	0	0.00%	0	0.00%	0	0.00%	0	0	0.00%	0	0.00%

78	Returning Officer Bundamba Pre-Poll	0	0.00%	0	0.00%	0	0.00%	0	0.00%	0	0.00%	0	0.00%	0	0	0.00%	0	0.00%
79	Returning Officer Burdekin Pre-Poll	0	0.00%	0	0.00%	0	0.00%	0	0.00%	0	0.00%	0	0.00%	0	0	0.00%	0	0.00%
80	Returning Officer Burleigh Pre-Poll	0	0.00%	0	0.00%	0	0.00%	0	0.00%	0	0.00%	0	0.00%	0	0	0.00%	0	0.00%
81	Returning Officer Burnett Pre-Poll	0	0.00%	0	0.00%	0	0.00%	0	0.00%	0	0.00%	0	0.00%	0	0	0.00%	0	0.00%
82	Returning Officer Cairns Pre-Poll	0	0.00%	0	0.00%	0	0.00%	0	0.00%	0	0.00%	0	0.00%	0	0	0.00%	0	0.00%
83	Returning Officer Callide Pre-Poll	0	0.00%	0	0.00%	0	0.00%	0	0.00%	1	100.00%	0	0.00%	1	0	0.00%	1	0.00%
84	Returning Officer Caloundra Pre-Poll	1	25.00%	2	50.00%	0	0.00%	0	0.00%	1	25.00%	0	0.00%	4	0	0.00%	4	0.01%
85	Returning Officer Capalaba Pre-Poll	0	0.00%	0	0.00%	0	0.00%	0	0.00%	1	100.00%	0	0.00%	1	0	0.00%	1	0.00%
86	Returning Officer Chatsworth Pre-Poll	0	0.00%	0	0.00%	0	0.00%	0	0.00%	0	0.00%	0	0.00%	0	0	0.00%	0	0.00%
87	Returning Officer Clayfield Pre-Poll	0	0.00%	0	0.00%	0	0.00%	0	0.00%	1	100.00%	0	0.00%	1	0	0.00%	1	0.00%
88	Returning Officer Condamine Pre-Poll	0	0.00%	0	0.00%	0	0.00%	0	0.00%	0	0.00%	0	0.00%	0	1	0.00%	1	0.00%
89	Returning Officer Cook Pre-Poll	24	13.19%	38	20.88%	8	4.40%	2	1.10%	108	59.34%	2	1.10%	182	6	3.19%	188	0.58%
90	Returning Officer Coomera Pre-Poll	1	100.00%	0	0.00%	0	0.00%	0	0.00%	0	0.00%	0	0.00%	1	0	0.00%	1	0.00%
91	Returning Officer Cooper Pre-Poll	0	0.00%	0	0.00%	1	100.00%	0	0.00%	0	0.00%	0	0.00%	1	0	0.00%	1	0.00%
92	Returning Officer Currumbin Pre-Poll	0	0.00%	0	0.00%	1	50.00%	0	0.00%	1	50.00%	0	0.00%	2	0	0.00%	2	0.01%
93	Returning Officer Everton Pre-Poll	2	100.00%	0	0.00%	0	0.00%	0	0.00%	0	0.00%	0	0.00%	2	0	0.00%	2	0.01%
94	Returning Officer Ferny Grove Pre-Poll	0	0.00%	0	0.00%	0	0.00%	0	0.00%	0	0.00%	0	0.00%	0	0	0.00%	0	0.00%
95	Returning Officer Gaven Pre-Poll	0	0.00%	0	0.00%	0	0.00%	0	0.00%	0	0.00%	0	0.00%	0	1	0.00%	1	0.00%
96	Returning Officer Gladstone Pre-Poll	4	57.14%	0	0.00%	0	0.00%	0	0.00%	3	42.86%	0	0.00%	7	0	0.00%	7	0.02%
97	Returning Officer Glass House Pre-Poll	1	50.00%	0	0.00%	0	0.00%	0	0.00%	1	50.00%	0	0.00%	2	0	0.00%	2	0.01%
98	Returning Officer Greenslopes Pre-Poll	1	33.33%	1	33.33%	0	0.00%	0	0.00%	1	33.33%	0	0.00%	3	0	0.00%	3	0.01%
99	Returning Officer Gregory Pre-Poll	0	0.00%	0	0.00%	0	0.00%	0	0.00%	0	0.00%	0	0.00%	0	0	0.00%	0	0.00%
100	Returning Officer Gympie Pre-Poll	0	0.00%	1	50.00%	0	0.00%	0	0.00%	1	50.00%	0	0.00%	2	0	0.00%	2	0.01%
101	Returning Officer Hervey Bay Pre-Poll	1	20.00%	2	40.00%	0	0.00%	0	0.00%	2	40.00%	0	0.00%	5	2	28.57%	7	0.02%
102	Returning Officer Hinchinbrook Pre-Poll	2	25.00%	2	25.00%	0	0.00%	1	12.50%	2	25.00%	1	12.50%	8	0	0.00%	8	0.02%
103	Returning Officer Inala Pre-Poll	0	0.00%	0	0.00%	0	0.00%	0	0.00%	0	0.00%	0	0.00%	0	0	0.00%	0	0.00%
104	Returning Officer Ipswich Pre-Poll	0	0.00%	0	0.00%	1	25.00%	0	0.00%	2	50.00%	1	25.00%	4	0	0.00%	4	0.01%
105	Returning Officer Ipswich West Pre-Poll	0	0.00%	0	0.00%	0	0.00%	0	0.00%	0	0.00%	0	0.00%	0	0	0.00%	0	0.00%
106	Returning Officer Jordan Pre-Poll	0	0.00%	0	0.00%	0	0.00%	0	0.00%	0	0.00%	0	0.00%	0	0	0.00%	0	0.00%
107	Returning Officer Kawana Pre-Poll	0	0.00%	0	0.00%	0	0.00%	0	0.00%	2	100.00%	0	0.00%	2	0	0.00%	2	0.01%
108	Returning Officer Keppel Pre-Poll	1	20.00%	0	0.00%	0	0.00%	0	0.00%	4	80.00%	0	0.00%	5	0	0.00%	5	0.02%
109	Returning Officer Kurwongbah Pre-Poll	0	0.00%	0	0.00%	0	0.00%	0	0.00%	0	0.00%	0	0.00%	0	0	0.00%	0	0.00%
110	Returning Officer Lockyer Pre-Poll	0	0.00%	0	0.00%	0	0.00%	0	0.00%	0	0.00%	0	0.00%	0	0	0.00%	0	0.00%
111	Returning Officer Logan Pre-Poll	1	33.33%	0	0.00%	0	0.00%	0	0.00%	2	66.67%	0	0.00%	3	0	0.00%	3	0.01%
112	Returning Officer Lytton Pre-Poll	2	66.67%	0	0.00%	0	0.00%	0	0.00%	1	33.33%	0	0.00%	3	0	0.00%	3	0.01%
113	Returning Officer Macalister Pre-Poll	0	0.00%	0	0.00%	0	0.00%	0	0.00%	0	0.00%	0	0.00%	0	0	0.00%	0	0.00%
114	Returning Officer Mackay Pre-Poll	0	0.00%	0	0.00%	0	0.00%	0	0.00%	0	0.00%	0	0.00%	0	0	0.00%	0	0.00%
115	Returning Officer Maiwar Pre-Poll	0	0.00%	0	0.00%	0	0.00%	0	0.00%	0	0.00%	0	0.00%	0	0	0.00%	0	0.00%
116	Returning Officer Mansfield Pre-Poll	0	0.00%	0	0.00%	1	50.00%	0	0.00%	1	50.00%	0	0.00%	2	0	0.00%	2	0.01%
117	Returning Officer Maroochydore Pre-Poll	0	0.00%	0	0.00%	0	0.00%	0	0.00%	0	0.00%	0	0.00%	0	0	0.00%	0	0.00%
118	Returning Officer Maryborough Pre-Poll	0	0.00%	4	44.44%	0	0.00%	0	0.00%	5	55.56%	0	0.00%	9	0	0.00%	9	0.03%
119	Returning Officer Mcconnel Pre-Poll	0	0.00%	1	50.00%	0	0.00%	0	0.00%	1	50.00%	0	0.00%	2	0	0.00%	2	0.01%
120	Returning Officer Mermaid Beach Pre-Poll	0	0.00%	1	50.00%	1	50.00%	0	0.00%	0	0.00%	0	0.00%	2	0	0.00%	2	0.01%
121	Returning Officer Miller Pre-Poll	0	0.00%	0	0.00%	0	0.00%	0	0.00%	1	100.00%	0	0.00%	1	0	0.00%	1	0.00%
122	Returning Officer Mirani Pre-Poll	0	0.00%	0	0.00%	0	0.00%	0	0.00%	0	0.00%	0	0.00%	0	0	0.00%	0	0.00%
123	Returning Officer Moggill Pre-Poll	0	0.00%	0	0.00%	0	0.00%	0	0.00%	0	0.00%	0	0.00%	0	0	0.00%	0	0.00%
124	Returning Officer Morayfield Pre-Poll	0	0.00%	0	0.00%	0	0.00%	0	0.00%	0	0.00%	0	0.00%	0	0	0.00%	0	0.00%
125	Returning Officer Mount Ommaney Pre-Poll	0	0.00%	0	0.00%	0	0.00%	0	0.00%	0	0.00%	0	0.00%	0	0	0.00%	0	0.00%
126	Returning Officer Mudgeeraba Pre-Poll	0	0.00%	0	0.00%	0	0.00%	0	0.00%	0	0.00%	0	0.00%	0	0	0.00%	0	0.00%
127	Returning Officer Mulgrave Pre-Poll	2	25.00%	3	37.50%	0	0.00%	0	0.00%	3	37.50%	0	0.00%	8	3	27.27%	11	0.03%
128	Returning Officer Mundingburra Pre-Poll	0	0.00%	0	0.00%	0	0.00%	0	0.00%	0	0.00%	0	0.00%	0	0	0.00%	0	0.00%
129	Returning Officer Murrumba Pre-Poll	0	0.00%	0	0.00%	0	0.00%	0	0.00%	0	0.00%	0	0.00%	0	0	0.00%	0	0.00%
130	Returning Officer Nanango Pre-Poll	1	14.29%	3	42.86%	0	0.00%	0	0.00%	2	28.57%	1	14.29%	7	0	0.00%	7	0.02%
131	Returning Officer Nicklin Pre-Poll	0	0.00%	0	0.00%	0	0.00%	0	0.00%	0	0.00%	0	0.00%	0	0	0.00%	0	0.00%
132	Returning Officer Ninderry Pre-Poll	0	0.00%	0	0.00%	0	0.00%	0	0.00%	0	0.00%	0	0.00%	0	0	0.00%	0	0.00%
133	Returning Officer Noosa Pre-Poll	0	0.00%	0	0.00%	0	0.00%	0	0.00%	0	0.00%	0	0.00%	0	0	0.00%	0	0.00%
134	Returning Officer Nudgee Pre-Poll	0	0.00%	0	0.00%	0	0.00%	0	0.00%	0	0.00%	0	0.00%	0	1	0.00%	1	0.00%
135	Returning Officer Oodgeroo Pre-Poll	0	0.00%	0	0.00%	0	0.00%	0	0.00%	0	0.00%	0	0.00%	0	0	0.00%	0	0.00%
136	Returning Officer Pine Rivers Pre-Poll	0	0.00%	0	0.00%	0	0.00%	0	0.00%	0	0.00%	0	0.00%	0	0	0.00%	0	0.00%
137	Returning Officer Pumicestone Pre-Poll	0	0.00%	1	100.00%	0	0.00%	0	0.00%	0	0.00%	0	0.00%	1	0	0.00%	1	0.00%
138	Returning Officer Redcliffe Pre-Poll	0	0.00%	0	0.00%	0	0.00%	0	0.00%	0	0.00%	0	0.00%	0	0	0.00%	0	0.00%
139	Returning Officer Redlands Pre-Poll	0	0.00%	0	0.00%	0	0.00%	0	0.00%	0	0.00%	0	0.00%	0	0	0.00%	0	0.00%
140	Returning Officer Rockhampton Pre-Poll	1	11.11%	4	44.44%	0	0.00%	0	0.00%	3	33.33%	1	11.11%	9	0	0.00%	9	0.03%
141	Returning Officer Sandgate Pre-Poll	1	33.33%	0	0.00%	1	33.33%	0	0.00%	1	33.33%	0	0.00%	3	0	0.00%	3	0.01%
142	Returning Officer Scenic Rim Pre-Poll	2	66.67%	1	33.33%	0	0.00%	0	0.00%	0	0.00%	0	0.00%	3	1	25.00%	4	0.01%
143	Returning Officer South Brisbane Pre-Poll	0	0.00%	0	0.00%	0	0.00%	0	0.00%	1	100.00%	0	0.00%	1	0	0.00%	1	0.00%
144	Returning Officer Southern Downs Pre-Poll	0	0.00%	0	0.00%	0	0.00%	0	0.00%	0	0.00%	0	0.00%	0	0	0.00%	0	0.00%
145	Returning Officer Southport Pre-Poll	0	0.00%	0	0.00%	0	0.00%	0	0.00%	0	0.00%	0	0.00%	0	0	0.00%	0	0.00%
146	Returning Officer Springwood Pre-Poll	2	50.00%	1	25.00%	1	25.00%	0	0.00%	0	0.00%	0	0.00%	4	0	0.00%	4	0.01%
147	Returning Officer Stafford Pre-Poll	1	50.00%	1	50.00%	0	0.00%	0	0.00%	0	0.00%	0	0.00%	2	0	0.00%	2	0.01%
148	Returning Officer Stretton Pre-Poll	0	0.00%	0	0.00%	0	0.00%	0	0.00%	0	0.00%	0	0.00%	0	0	0.00%	0	0.00%
149	Returning Officer Surfers Paradise Pre-Poll	0	0.00%	0	0.00%	0	0.00%	0	0.00%	1	100.00%	0	0.00%	1	0	0.00%	1	0.00%
150	Returning Officer Theodore Pre-Poll	0	0.00%	0	0.00%	0	0.00%	0	0.00%	0	0.00%	0	0.00%	0	0	0.00%	0	0.00%
151	Returning Officer Thuringowa Pre-Poll	0	0.00%	0	0.00%	0	0.00%	0	0.00%	0	0.00%	0	0.00%	0	0	0.00%	0	0.00%
152	Returning Officer Toohey Pre-Poll	0	0.00%	0	0.00%	0	0.00%	0	0.00%	0	0.00%	0	0.00%	0	0	0.00%	0	0.00%
153	Returning Officer Toowoomba North Pre-Poll	0	0.00%	0	0.00%	0	0.00%	0	0.00%	1	100.00%	0	0.00%	1	0	0.00%	1	0.00%
154	Returning Officer Toowoomba South Pre-Poll	0	0.00%	0	0.00%	0	0.00%	0	0.00%	0	0.00%	0	0.00%	0	0	0.00%	0	0.00%
155	Returning Officer Townsville Pre-Poll	0	0.00%	0	0.00%	0	0.00%	0	0.00%	0	0.00%	0	0.00%	0	0	0.00%	0	0.00%
156	Returning Officer Traeger Pre-Poll	0	0.00%	0	0.00%	0	0.00%	0	0.00%	7	100.00%	0	0.00%	7	1	12.50%	8	0.02%
157	Returning Officer Warrego Pre-Poll	0	0.00%	0	0.00%	0	0.00%	0	0.00%	0	0.00%	0	0.00%	0	0	0.00%	0	0.00%
158	Returning Officer Waterford Pre-Poll	0	0.00%	0	0.00%	0	0.00%	0	0.00%	0	0.00%	0	0.00%	0	0	0.00%	0	0.00%
159	Returning Officer Whitsunday Pre-Poll	0	0.00%	1	100.00%	0	0.00%	0	0.00%	0	0.00%	0	0.00%	1	0	0.00%	1	0.00%
160	Returning Officer Woodridge Pre-Poll	2	100.00%	0	0.00%	0	0.00%	0	0.00%	0	0.00%	0	0.00%	2	0	0.00%	2	0.01%
	Polling Booth Totals	**5,363**	**19.00%**	**6,472**	**22.93%**	**1,761**	**6.24%**	**196**	**0.69%**	**13,659**	**48.40%**	**772**	**2.74%**	**28,223**	**1,012**	**3.46%**	**29,235**	**90.15%**
Postal, Special Postal, Unenrolled Votes		266	14.24%	439	23.50%	172	9.21%	19	1.02%	924	49.46%	48	2.57%	1,868	93	4.74%	1,961	6.05%

Pre-Poll (In Person) Absent Votes	26	21.31%	23	18.85%	9	7.38%	4	3.28%	56	45.90%	4	3.28%	122	6	4.69%	128	0.39%
Polling Day Absent Votes	248	24.53%	194	19.19%	108	10.68%	22	2.18%	407	40.26%	32	3.17%	1,011	41	3.90%	1,052	3.24%
Declared Institution Votes	20	38.46%	8	15.38%	2	3.85%	2	3.85%	19	36.54%	1	1.92%	52	1	1.89%	53	0.16%
Polling Day Declaration Votes	0	0.00%	0	0.00%	0	0.00%	0	0.00%	0	0.00%	0	0.00%	0	0	0.00%	0	0.00%
Uncertain Identity	0	0.00%	0	0.00%	0	0.00%	0	0.00%	0	0.00%	0	0.00%	0	0	0.00%	0	0.00%
Declaration and Pre-Poll Votes Totals	**560**	**18.34%**	**664**	**21.75%**	**291**	**9.53%**	**47**	**1.54%**	**1,406**	**46.05%**	**85**	**2.78%**	**3,053**	**141**	**4.41%**	**3,194**	**9.85%**
Total First Preference Votes	**5,923**	**18.94%**	**7,136**	**22.82%**	**2,052**	**6.56%**	**243**	**0.78%**	**15,065**	**48.17%**	**857**	**2.74%**	**31,276**	**1,153**	**3.56%**	**32,429**	**100.00%**

Distribution of Preferences

	O'BRIEN Diana		QUAGLIATA Mario		KLOOT Johanna		TUXFORD Chester Gordon		* KNUTH Shane		WORTH Stewart		Votes remaining in count	Exhausted		Total Formal Votes
Preference Distribution	**Votes**	**%**	**Votes**	**%**	**Votes**	**%**	**Votes**	**%**	**Votes**	**%**	**Votes**	**%**		**Votes**	**%**	
First Preference Votes	5,923	18.94%	7,136	22.82%	2,052	6.56%	243	0.78%	15,065	48.17%	857	2.74%	31,276			31,276
TUXFORD Excluded (1st)	**17**	**7.00%**	**24**	**9.88%**	**31**	**12.76%**			**57**	**23.46%**	**114**	**46.91%**	**243**	**0**	**0.00%**	**243**
Total	5,940	18.99%	7,160	22.89%	2,083	6.66%			15,122	48.35%	971	3.10%	31,276	0	0.00%	31,276
WORTH Excluded (2nd)	**152**	**15.65%**	**130**	**13.39%**	**143**	**14.73%**			**546**	**56.23%**			**971**	**0**	**0.00%**	**971**
Total	6,092	19.48%	7,290	23.31%	2,226	7.12%			15,668	50.10%			31,276	0	0.00%	31,276
KLOOT Excluded (3rd)	**1,413**	**63.48%**	**256**	**11.50%**					**557**	**25.02%**			**2,226**	**0**	**0.00%**	**2,226**
Total	7,505	24.00%	7,546	24.13%					16,225	51.88%			31,276	0	0.00%	31,276
O'BRIEN Excluded (4th)			**1,915**	**25.52%**					**5,590**	**74.48%**			**7,505**	**0**	**0.00%**	**7,505**
District Total			**9,461**	**30.25%**					**21,815**	**69.75%**			**31,276**	**0**	**0.00%**	**31,276**

*** Indicates the winner**

35 - Electoral District of Hinchinbrook

First Preference Votes Polled for each Candidate at each Polling Booth

Booth No.	Polling Booth	RAFFLES Peter		BELL Margaret ONP		BURNESS Lyle GRN		* DAMETTO Nick KAP		JACOB Paul ALP		CRIPPS Andrew LNP		Total Formal Votes	Informal		Total Votes	% of Total Votes
		Votes	%	Votes	%	Votes	%	Votes	%	Votes	%	Votes	%		Votes	%		
1	Abergowrie	5	4.46%	20	17.86%	3	2.68%	25	22.32%	7	6.25%	52	46.43%	112	2	1.75%	114	0.39%
2	Bluewater	51	4.01%	331	26.02%	52	4.09%	313	24.61%	279	21.93%	246	19.34%	1,272	53	4.00%	1,325	4.49%
3	Burdell	135	5.37%	501	19.94%	120	4.78%	547	21.77%	595	23.68%	615	24.47%	2,513	126	4.77%	2,639	8.94%
4	Cardwell	58	8.45%	171	24.93%	17	2.48%	150	21.87%	85	12.39%	205	29.88%	686	21	2.97%	707	2.40%
5	Deeragun	193	6.72%	758	26.37%	102	3.55%	610	21.22%	630	21.92%	581	20.22%	2,874	131	4.36%	3,005	10.18%
6	Forrest Beach	22	4.46%	71	14.40%	13	2.64%	91	18.46%	97	19.68%	199	40.37%	493	10	1.99%	503	1.70%
7	Halifax	13	3.90%	45	13.51%	2	0.60%	85	25.53%	83	24.92%	105	31.53%	333	18	5.13%	351	1.19%
8	Heatley	2	2.99%	15	22.39%	6	8.96%	14	20.90%	14	20.90%	16	23.88%	67	9	11.84%	76	0.26%
9	Ingham	31	3.54%	137	15.64%	20	2.28%	201	22.95%	148	16.89%	339	38.70%	876	31	3.42%	907	3.07%
10	Ingham Showgrounds	24	6.38%	36	9.57%	2	0.53%	75	19.95%	75	19.95%	164	43.62%	376	6	1.57%	382	1.29%
11	Kennedy	5	2.73%	33	18.03%	5	2.73%	67	36.61%	14	7.65%	59	32.24%	183	2	1.08%	185	0.63%
12	Kirwan	6	3.35%	45	25.14%	14	7.82%	34	18.99%	36	20.11%	44	24.58%	179	12	6.28%	191	0.65%
13	Kirwan High	8	5.93%	40	29.63%	12	8.89%	21	15.56%	25	18.52%	29	21.48%	135	16	10.60%	151	0.51%
14	Long Pocket	3	2.08%	19	13.19%	3	2.08%	30	20.83%	9	6.25%	80	55.56%	144	2	1.37%	146	0.49%
15	Lower Tully	7	3.02%	33	14.22%	8	3.45%	45	19.40%	41	17.67%	98	42.24%	232	10	4.13%	242	0.82%
16	Lucinda	6	3.45%	29	16.67%	0	0.00%	40	22.99%	30	17.24%	69	39.66%	174	3	1.69%	177	0.60%
17	Macknade	0	0.00%	27	15.61%	2	1.16%	29	16.76%	39	22.54%	76	43.93%	173	11	5.98%	184	0.62%
18	Murray River Upper	2	1.16%	34	19.77%	8	4.65%	29	16.86%	14	8.14%	85	49.42%	172	5	2.82%	177	0.60%
19	Northern Beaches	126	5.73%	583	26.50%	97	4.41%	431	19.59%	586	26.64%	377	17.14%	2,200	139	5.94%	2,339	7.93%
20	Rollingstone	22	3.63%	133	21.95%	25	4.13%	120	19.80%	121	19.97%	185	30.53%	606	40	6.19%	646	2.19%
21	Rupertswood	83	6.00%	301	21.76%	34	2.46%	365	26.39%	275	19.88%	325	23.50%	1,383	65	4.49%	1,448	4.91%
22	Toobanna	3	1.19%	29	11.46%	1	0.40%	76	30.04%	30	11.86%	114	45.06%	253	8	3.07%	261	0.88%
23	Trebonne	1	0.43%	25	10.73%	2	0.86%	55	23.61%	20	8.58%	130	55.79%	233	10	4.12%	243	0.82%
24	Tully	10	4.67%	25	11.68%	11	5.14%	37	17.29%	26	12.15%	105	49.07%	214	4	1.83%	218	0.74%
25	Victoria Estate	12	3.92%	34	11.11%	5	1.63%	69	22.55%	31	10.13%	155	50.65%	306	6	1.92%	312	1.06%
26	Weir	6	5.00%	20	16.67%	5	4.17%	27	22.50%	25	20.83%	37	30.83%	120	6	4.76%	126	0.43%
27	Willows	13	7.56%	37	21.51%	11	6.40%	32	18.60%	34	19.77%	45	26.16%	172	13	7.03%	185	0.63%
28	Brisbane CBD All-Districts Centre	0	0.00%	1	100.00%	0	0.00%	0	0.00%	0	0.00%	0	0.00%	1	0	0.00%	1	0.00%
29	Bundaberg All-Districts Centre	0	0.00%	0	0.00%	0	0.00%	0	0.00%	0	0.00%	0	0.00%	0	0	0.00%	0	0.00%
30	Burleigh All-Districts Centre	0	0.00%	0	0.00%	0	0.00%	0	0.00%	0	0.00%	0	0.00%	0	0	0.00%	0	0.00%
31	Cairns All-Districts Centre	2	40.00%	0	0.00%	0	0.00%	1	20.00%	1	20.00%	1	20.00%	5	0	0.00%	5	0.02%
32	East Brisbane All-Districts Centre	0	0.00%	0	0.00%	0	0.00%	1	100.00%	0	0.00%	0	0.00%	1	0	0.00%	1	0.00%
33	Hervey Bay All-Districts Centre	0	0.00%	0	0.00%	0	0.00%	0	0.00%	0	0.00%	0	0.00%	0	0	0.00%	0	0.00%
34	Mackay All-Districts Centre	0	0.00%	0	0.00%	0	0.00%	0	0.00%	0	0.00%	0	0.00%	0	0	0.00%	0	0.00%
35	Maroochydore All-Districts Centre	0	0.00%	0	0.00%	0	0.00%	0	0.00%	0	0.00%	0	0.00%	0	0	0.00%	0	0.00%
36	Morayfield All-Districts Centre	0	0.00%	0	0.00%	0	0.00%	0	0.00%	0	0.00%	0	0.00%	0	0	0.00%	0	0.00%
37	Noosa All-Districts Centre	0	0.00%	0	0.00%	0	0.00%	0	0.00%	0	0.00%	0	0.00%	0	0	0.00%	0	0.00%
38	Oodgeroo All-Districts Centre	0	0.00%	0	0.00%	0	0.00%	0	0.00%	0	0.00%	0	0.00%	0	0	0.00%	0	0.00%
39	Redcliffe All-Districts Centre	0	0.00%	0	0.00%	0	0.00%	0	0.00%	0	0.00%	0	0.00%	0	0	0.00%	0	0.00%
40	Southport All-Districts Centre	0	0.00%	0	0.00%	0	0.00%	0	0.00%	0	0.00%	0	0.00%	0	0	0.00%	0	0.00%
41	Telephone Voting	0	0.00%	4	50.00%	1	12.50%	0	0.00%	1	12.50%	2	25.00%	8	0	0.00%	8	0.03%
42	Townsville All-Districts Centre	1	1.15%	19	21.84%	4	4.60%	21	24.14%	13	14.94%	29	33.33%	87	6	6.45%	93	0.32%
43	Vulture Street All-Districts Centre	0	0.00%	0	0.00%	0	0.00%	0	0.00%	1	100.00%	0	0.00%	1	0	0.00%	1	0.00%
44	Woolloongabba All-Districts Centre	0	0.00%	0	0.00%	0	0.00%	0	0.00%	0	0.00%	0	0.00%	0	0	0.00%	0	0.00%
45	Brisbane CBD All-Districts Centre Pre-Poll	0	0.00%	0	0.00%	1	11.11%	1	11.11%	4	44.44%	3	33.33%	9	0	0.00%	9	0.03%
46	Bundaberg All-Districts Centre Pre-Poll	0	0.00%	0	0.00%	0	0.00%	2	25.00%	3	37.50%	3	37.50%	8	0	0.00%	8	0.03%
47	Burleigh All-Districts Centre Pre-Poll	0	0.00%	0	0.00%	0	0.00%	0	0.00%	0	0.00%	2	100.00%	2	0	0.00%	2	0.01%
48	Cairns All-Districts Centre Pre-Poll	1	3.23%	7	22.58%	1	3.23%	4	12.90%	8	25.81%	10	32.26%	31	4	11.43%	35	0.12%
49	Electoral Visit	5	7.81%	8	12.50%	0	0.00%	4	6.25%	16	25.00%	31	48.44%	64	7	9.86%	71	0.24%
50	Hervey Bay All-Districts Centre Pre-poll	0	0.00%	4	80.00%	0	0.00%	0	0.00%	0	0.00%	1	20.00%	5	0	0.00%	5	0.02%
51	Mackay All-Districts Centre Pre-Poll	0	0.00%	5	27.78%	0	0.00%	2	11.11%	4	22.22%	7	38.89%	18	1	5.26%	19	0.06%
52	Maroochydore All-Districts Centre Pre-Poll	0	0.00%	1	100.00%	0	0.00%	0	0.00%	0	0.00%	0	0.00%	1	0	0.00%	1	0.00%
53	Morayfield All-Districts Centre Pre-poll	0	0.00%	0	0.00%	0	0.00%	0	0.00%	1	100.00%	0	0.00%	1	0	0.00%	1	0.00%
54	Noosa All-Districts Centre Pre-Poll	0	0.00%	2	28.57%	0	0.00%	1	14.29%	1	14.29%	3	42.86%	7	0	0.00%	7	0.02%
55	Oodgeroo All-Districts Centre Pre-Poll	1	16.67%	1	16.67%	0	0.00%	2	33.33%	2	33.33%	0	0.00%	6	0	0.00%	6	0.02%
56	Redcliffe All-Districts Centre Pre-Poll	0	0.00%	0	0.00%	0	0.00%	0	0.00%	0	0.00%	1	100.00%	1	0	0.00%	1	0.00%
57	Southport All-Districts Centre Pre-Poll	0	0.00%	0	0.00%	0	0.00%	0	0.00%	0	0.00%	0	0.00%	0	0	0.00%	0	0.00%
58	Telephone Voting - Pre-poll	1	20.00%	1	20.00%	0	0.00%	2	40.00%	0	0.00%	1	20.00%	5	0	0.00%	5	0.02%
59	Townsville All-Districts Centre Pre-Poll	179	4.67%	1,063	27.72%	95	2.48%	755	19.69%	751	19.58%	992	25.87%	3,835	109	2.76%	3,944	13.37%
60	eAssist - Coorparoo Pre-Poll	0	0.00%	0	0.00%	0	0.00%	0	0.00%	0	0.00%	0	0.00%	0	0	0.00%	0	0.00%
61	Returning Officer Hinchinbrook Pre-Poll	102	3.34%	537	17.57%	35	1.15%	667	21.83%	350	11.45%	1,365	44.67%	3,056	76	2.43%	3,132	10.61%
62	Returning Officer Algester Pre-Poll	0	0.00%	0	0.00%	0	0.00%	0	0.00%	0	0.00%	0	0.00%	0	0	0.00%	0	0.00%
63	Returning Officer Aspley Pre-Poll	0	0.00%	0	0.00%	0	0.00%	0	0.00%	0	0.00%	0	0.00%	0	0	0.00%	0	0.00%
64	Returning Officer Bancroft Pre-Poll	0	0.00%	0	0.00%	0	0.00%	0	0.00%	0	0.00%	0	0.00%	0	0	0.00%	0	0.00%
65	Returning Officer Barron River Pre-Poll	0	0.00%	0	0.00%	0	0.00%	1	100.00%	0	0.00%	0	0.00%	1	0	0.00%	1	0.00%
66	Returning Officer Bonney Pre-Poll	0	0.00%	0	0.00%	0	0.00%	0	0.00%	0	0.00%	0	0.00%	0	0	0.00%	0	0.00%
67	Returning Officer Broadwater Pre-Poll	0	0.00%	0	0.00%	0	0.00%	0	0.00%	0	0.00%	0	0.00%	0	0	0.00%	0	0.00%
68	Returning Officer Buderim Pre-Poll	0	0.00%	0	0.00%	0	0.00%	1	100.00%	0	0.00%	0	0.00%	1	0	0.00%	1	0.00%
69	Returning Officer Bulimba Pre-Poll	0	0.00%	0	0.00%	0	0.00%	0	0.00%	1	100.00%	0	0.00%	1	0	0.00%	1	0.00%
70	Returning Officer Bundaberg Pre-Poll	0	0.00%	0	0.00%	0	0.00%	0	0.00%	0	0.00%	0	0.00%	0	0	0.00%	0	0.00%
71	Returning Officer Bundamba Pre-Poll	0	0.00%	0	0.00%	0	0.00%	0	0.00%	2	100.00%	0	0.00%	2	0	0.00%	2	0.01%
72	Returning Officer Burdekin Pre-Poll	0	0.00%	1	20.00%	0	0.00%	2	40.00%	1	20.00%	1	20.00%	5	0	0.00%	5	0.02%
73	Returning Officer Burleigh Pre-Poll	0	0.00%	0	0.00%	0	0.00%	0	0.00%	0	0.00%	0	0.00%	0	0	0.00%	0	0.00%
74	Returning Officer Burnett Pre-Poll	0	0.00%	0	0.00%	0	0.00%	0	0.00%	0	0.00%	0	0.00%	0	0	0.00%	0	0.00%
75	Returning Officer Cairns Pre-Poll	0	0.00%	0	0.00%	0	0.00%	0	0.00%	0	0.00%	0	0.00%	0	0	0.00%	0	0.00%
76	Returning Officer Callide Pre-Poll	0	0.00%	0	0.00%	0	0.00%	0	0.00%	0	0.00%	0	0.00%	0	0	0.00%	0	0.00%
77	Returning Officer Caloundra Pre-Poll	0	0.00%	0	0.00%	0	0.00%	0	0.00%	0	0.00%	3	100.00%	3	0	0.00%	3	0.01%

78	Returning Officer Capalaba Pre-Poll	0	0.00%	0	0.00%	0	0.00%	0	0.00%	0	0.00%	0	0.00%	0	0	0.00%	0	0.00%
79	Returning Officer Chatsworth Pre-Poll	0	0.00%	0	0.00%	0	0.00%	0	0.00%	0	0.00%	0	0.00%	0	0	0.00%	0	0.00%
80	Returning Officer Clayfield Pre-Poll	0	0.00%	0	0.00%	0	0.00%	0	0.00%	0	0.00%	0	0.00%	0	0	0.00%	0	0.00%
81	Returning Officer Condamine Pre-Poll	0	0.00%	0	0.00%	0	0.00%	0	0.00%	0	0.00%	0	0.00%	0	0	0.00%	0	0.00%
82	Returning Officer Cook Pre-Poll	0	0.00%	0	0.00%	1	25.00%	1	25.00%	0	0.00%	2	50.00%	4	1	20.00%	5	0.02%
83	Returning Officer Coomera Pre-Poll	0	0.00%	1	100.00%	0	0.00%	0	0.00%	0	0.00%	0	0.00%	1	0	0.00%	1	0.00%
84	Returning Officer Cooper Pre-Poll	0	0.00%	0	0.00%	0	0.00%	0	0.00%	0	0.00%	0	0.00%	0	0	0.00%	0	0.00%
85	Returning Officer Currumbin Pre-Poll	0	0.00%	0	0.00%	0	0.00%	1	50.00%	0	0.00%	1	50.00%	2	0	0.00%	2	0.01%
86	Returning Officer Everton Pre-Poll	0	0.00%	0	0.00%	0	0.00%	0	0.00%	0	0.00%	0	0.00%	0	0	0.00%	0	0.00%
87	Returning Officer Ferny Grove Pre-Poll	0	0.00%	0	0.00%	0	0.00%	0	0.00%	0	0.00%	0	0.00%	0	0	0.00%	0	0.00%
88	Returning Officer Gaven Pre-Poll	0	0.00%	0	0.00%	0	0.00%	0	0.00%	0	0.00%	0	0.00%	0	0	0.00%	0	0.00%
89	Returning Officer Gladstone Pre-Poll	0	0.00%	0	0.00%	0	0.00%	0	0.00%	1	100.00%	0	0.00%	1	0	0.00%	1	0.00%
90	Returning Officer Glass House Pre-Poll	0	0.00%	0	0.00%	0	0.00%	0	0.00%	0	0.00%	0	0.00%	0	0	0.00%	0	0.00%
91	Returning Officer Greenslopes Pre-Poll	0	0.00%	0	0.00%	1	33.33%	0	0.00%	0	0.00%	2	66.67%	3	0	0.00%	3	0.01%
92	Returning Officer Gregory Pre-Poll	0	0.00%	0	0.00%	0	0.00%	0	0.00%	0	0.00%	0	0.00%	0	0	0.00%	0	0.00%
93	Returning Officer Gympie Pre-Poll	0	0.00%	0	0.00%	0	0.00%	0	0.00%	0	0.00%	0	0.00%	0	0	0.00%	0	0.00%
94	Returning Officer Hervey Bay Pre-Poll	0	0.00%	0	0.00%	0	0.00%	0	0.00%	0	0.00%	0	0.00%	0	0	0.00%	0	0.00%
95	Returning Officer Hill Pre-Poll	4	0.89%	64	14.32%	9	2.01%	80	17.90%	43	9.62%	247	55.26%	447	5	1.11%	452	1.53%
96	Returning Officer Inala Pre-Poll	0	0.00%	0	0.00%	0	0.00%	0	0.00%	0	0.00%	1	100.00%	1	0	0.00%	1	0.00%
97	Returning Officer Ipswich Pre-Poll	0	0.00%	0	0.00%	0	0.00%	0	0.00%	2	66.67%	1	33.33%	3	0	0.00%	3	0.01%
98	Returning Officer Ipswich West Pre-Poll	0	0.00%	0	0.00%	0	0.00%	0	0.00%	0	0.00%	0	0.00%	0	0	0.00%	0	0.00%
99	Returning Officer Jordan Pre-Poll	0	0.00%	1	100.00%	0	0.00%	0	0.00%	0	0.00%	0	0.00%	1	0	0.00%	1	0.00%
100	Returning Officer Kawana Pre-Poll	0	0.00%	0	0.00%	0	0.00%	0	0.00%	1	100.00%	0	0.00%	1	0	0.00%	1	0.00%
101	Returning Officer Keppel Pre-Poll	0	0.00%	0	0.00%	0	0.00%	0	0.00%	0	0.00%	0	0.00%	0	0	0.00%	0	0.00%
102	Returning Officer Kurwongbah Pre-Poll	0	0.00%	1	100.00%	0	0.00%	0	0.00%	0	0.00%	0	0.00%	1	0	0.00%	1	0.00%
103	Returning Officer Lockyer Pre-Poll	0	0.00%	1	33.33%	0	0.00%	1	33.33%	0	0.00%	1	33.33%	3	0	0.00%	3	0.01%
104	Returning Officer Logan Pre-Poll	0	0.00%	1	100.00%	0	0.00%	0	0.00%	0	0.00%	0	0.00%	1	0	0.00%	1	0.00%
105	Returning Officer Lytton Pre-Poll	0	0.00%	0	0.00%	0	0.00%	0	0.00%	1	100.00%	0	0.00%	1	0	0.00%	1	0.00%
106	Returning Officer Macalister Pre-Poll	0	0.00%	0	0.00%	0	0.00%	0	0.00%	0	0.00%	0	0.00%	0	0	0.00%	0	0.00%
107	Returning Officer Mackay Pre-Poll	0	0.00%	0	0.00%	0	0.00%	0	0.00%	0	0.00%	0	0.00%	0	0	0.00%	0	0.00%
108	Returning Officer Maiwar Pre-Poll	0	0.00%	0	0.00%	0	0.00%	0	0.00%	0	0.00%	0	0.00%	0	0	0.00%	0	0.00%
109	Returning Officer Mansfield Pre-Poll	0	0.00%	0	0.00%	0	0.00%	0	0.00%	0	0.00%	0	0.00%	0	0	0.00%	0	0.00%
110	Returning Officer Maroochydore Pre-Poll	0	0.00%	0	0.00%	0	0.00%	0	0.00%	0	0.00%	0	0.00%	0	0	0.00%	0	0.00%
111	Returning Officer Maryborough Pre-Poll	0	0.00%	0	0.00%	0	0.00%	1	100.00%	0	0.00%	0	0.00%	1	0	0.00%	1	0.00%
112	Returning Officer Mcconnel Pre-Poll	0	0.00%	0	0.00%	0	0.00%	0	0.00%	0	0.00%	0	0.00%	0	0	0.00%	0	0.00%
113	Returning Officer Mermaid Beach Pre-Poll	0	0.00%	0	0.00%	0	0.00%	0	0.00%	0	0.00%	0	0.00%	0	0	0.00%	0	0.00%
114	Returning Officer Miller Pre-Poll	0	0.00%	0	0.00%	0	0.00%	0	0.00%	0	0.00%	0	0.00%	0	0	0.00%	0	0.00%
115	Returning Officer Mirani Pre-Poll	0	0.00%	0	0.00%	0	0.00%	0	0.00%	0	0.00%	0	0.00%	0	0	0.00%	0	0.00%
116	Returning Officer Moggill Pre-Poll	0	0.00%	0	0.00%	0	0.00%	0	0.00%	0	0.00%	0	0.00%	0	0	0.00%	0	0.00%
117	Returning Officer Morayfield Pre-Poll	0	0.00%	0	0.00%	0	0.00%	0	0.00%	0	0.00%	0	0.00%	0	0	0.00%	0	0.00%
118	Returning Officer Mount Ommaney Pre-Poll	0	0.00%	0	0.00%	0	0.00%	0	0.00%	0	0.00%	0	0.00%	0	0	0.00%	0	0.00%
119	Returning Officer Mudgeeraba Pre-Poll	0	0.00%	0	0.00%	0	0.00%	0	0.00%	0	0.00%	0	0.00%	0	0	0.00%	0	0.00%
120	Returning Officer Mulgrave Pre-Poll	0	0.00%	0	0.00%	0	0.00%	0	0.00%	0	0.00%	1	100.00%	1	0	0.00%	1	0.00%
121	Returning Officer Mundingburra Pre-Poll	0	0.00%	0	0.00%	0	0.00%	0	0.00%	0	0.00%	0	0.00%	0	0	0.00%	0	0.00%
122	Returning Officer Murrumba Pre-Poll	0	0.00%	0	0.00%	1	33.33%	1	33.33%	1	33.33%	0	0.00%	3	0	0.00%	3	0.01%
123	Returning Officer Nanango Pre-Poll	0	0.00%	0	0.00%	0	0.00%	0	0.00%	0	0.00%	0	0.00%	0	0	0.00%	0	0.00%
124	Returning Officer Nicklin Pre-Poll	0	0.00%	1	50.00%	1	50.00%	0	0.00%	0	0.00%	0	0.00%	2	0	0.00%	2	0.01%
125	Returning Officer Ninderry Pre-Poll	0	0.00%	1	25.00%	0	0.00%	0	0.00%	1	25.00%	2	50.00%	4	0	0.00%	4	0.01%
126	Returning Officer Noosa Pre-Poll	0	0.00%	0	0.00%	0	0.00%	0	0.00%	0	0.00%	0	0.00%	0	0	0.00%	0	0.00%
127	Returning Officer Nudgee Pre-Poll	0	0.00%	0	0.00%	0	0.00%	0	0.00%	0	0.00%	0	0.00%	0	0	0.00%	0	0.00%
128	Returning Officer Oodgeroo Pre-Poll	0	0.00%	0	0.00%	0	0.00%	0	0.00%	0	0.00%	0	0.00%	0	0	0.00%	0	0.00%
129	Returning Officer Pine Rivers Pre-Poll	0	0.00%	0	0.00%	0	0.00%	0	0.00%	1	100.00%	0	0.00%	1	0	0.00%	1	0.00%
130	Returning Officer Pumicestone Pre-Poll	0	0.00%	0	0.00%	0	0.00%	0	0.00%	0	0.00%	0	0.00%	0	0	0.00%	0	0.00%
131	Returning Officer Redcliffe Pre-Poll	0	0.00%	0	0.00%	0	0.00%	0	0.00%	0	0.00%	0	0.00%	0	0	0.00%	0	0.00%
132	Returning Officer Redlands Pre-Poll	0	0.00%	0	0.00%	0	0.00%	0	0.00%	0	0.00%	0	0.00%	0	0	0.00%	0	0.00%
133	Returning Officer Rockhampton Pre-Poll	0	0.00%	1	50.00%	0	0.00%	0	0.00%	0	0.00%	1	50.00%	2	0	0.00%	2	0.01%
134	Returning Officer Sandgate Pre-Poll	0	0.00%	1	100.00%	0	0.00%	0	0.00%	0	0.00%	0	0.00%	1	1	50.00%	2	0.01%
135	Returning Officer Scenic Rim Pre-Poll	0	0.00%	1	100.00%	0	0.00%	0	0.00%	0	0.00%	0	0.00%	1	0	0.00%	1	0.00%
136	Returning Officer South Brisbane Pre-Poll	0	0.00%	0	0.00%	0	0.00%	0	0.00%	0	0.00%	0	0.00%	0	0	0.00%	0	0.00%
137	Returning Officer Southern Downs Pre-Poll	0	0.00%	1	100.00%	0	0.00%	0	0.00%	0	0.00%	0	0.00%	1	0	0.00%	1	0.00%
138	Returning Officer Southport Pre-Poll	0	0.00%	0	0.00%	0	0.00%	0	0.00%	0	0.00%	0	0.00%	0	0	0.00%	0	0.00%
139	Returning Officer Springwood Pre-Poll	0	0.00%	0	0.00%	0	0.00%	0	0.00%	0	0.00%	0	0.00%	0	1	0.00%	1	0.00%
140	Returning Officer Stafford Pre-Poll	0	0.00%	0	0.00%	0	0.00%	0	0.00%	1	100.00%	0	0.00%	1	0	0.00%	1	0.00%
141	Returning Officer Stretton Pre-Poll	0	0.00%	0	0.00%	0	0.00%	0	0.00%	0	0.00%	0	0.00%	0	0	0.00%	0	0.00%
142	Returning Officer Surfers Paradise Pre-Poll	0	0.00%	0	0.00%	0	0.00%	0	0.00%	0	0.00%	0	0.00%	0	0	0.00%	0	0.00%
143	Returning Officer Theodore Pre-Poll	0	0.00%	0	0.00%	0	0.00%	0	0.00%	0	0.00%	0	0.00%	0	0	0.00%	0	0.00%
144	Returning Officer Thuringowa Pre-Poll	0	0.00%	0	0.00%	0	0.00%	0	0.00%	0	0.00%	0	0.00%	0	0	0.00%	0	0.00%
145	Returning Officer Toohey Pre-Poll	0	0.00%	0	0.00%	0	0.00%	0	0.00%	0	0.00%	0	0.00%	0	0	0.00%	0	0.00%
146	Returning Officer Toowoomba North Pre-Poll	0	0.00%	1	25.00%	0	0.00%	1	25.00%	0	0.00%	2	50.00%	4	0	0.00%	4	0.01%
147	Returning Officer Toowoomba South Pre-Poll	0	0.00%	0	0.00%	0	0.00%	0	0.00%	0	0.00%	1	100.00%	1	0	0.00%	1	0.00%
148	Returning Officer Townsville Pre-Poll	0	0.00%	0	0.00%	0	0.00%	0	0.00%	0	0.00%	0	0.00%	0	0	0.00%	0	0.00%
149	Returning Officer Traeger Pre-Poll	0	0.00%	7	53.85%	0	0.00%	1	7.69%	2	15.38%	3	23.08%	13	0	0.00%	13	0.04%
150	Returning Officer Warrego Pre-Poll	0	0.00%	1	50.00%	0	0.00%	0	0.00%	0	0.00%	1	50.00%	2	0	0.00%	2	0.01%
151	Returning Officer Waterford Pre-Poll	0	0.00%	0	0.00%	0	0.00%	0	0.00%	0	0.00%	0	0.00%	0	0	0.00%	0	0.00%
152	Returning Officer Whitsunday Pre-Poll	0	0.00%	0	0.00%	0	0.00%	0	0.00%	0	0.00%	0	0.00%	0	0	0.00%	0	0.00%
153	Returning Officer Woodridge Pre-Poll	0	0.00%	1	33.33%	0	0.00%	0	0.00%	2	66.67%	0	0.00%	3	0	0.00%	3	0.01%
	Polling Booth Totals	**1,143**	**4.73%**	**5,271**	**21.82%**	**730**	**3.02%**	**5,172**	**21.41%**	**4,585**	**18.98%**	**7,256**	**30.04%**	**24,157**	**970**	**3.86%**	**25,127**	**85.15%**
Postal, Special Postal, Unenrolled Votes		91	3.70%	546	22.21%	84	3.42%	430	17.49%	412	16.76%	895	36.41%	2,458	134	5.17%	2,592	8.78%
Pre-Poll (In Person) Absent Votes		4	3.03%	40	30.30%	5	3.79%	23	17.42%	23	17.42%	37	28.03%	132	8	5.71%	140	0.47%
Polling Day Absent Votes		72	5.16%	335	24.01%	92	6.59%	273	19.57%	326	23.37%	297	21.29%	1,395	86	5.81%	1,481	5.02%
Declared Institution Votes		2	9.52%	4	19.05%	1	4.76%	5	23.81%	3	14.29%	6	28.57%	21	2	8.70%	23	0.08%
Polling Day Declaration Votes		4	2.90%	36	26.09%	5	3.62%	26	18.84%	35	25.36%	32	23.19%	138	8	5.48%	146	0.49%
Uncertain Identity		0	0.00%	0	0.00%	0	0.00%	0	0.00%	0	0.00%	0	0.00%	0	0	0.00%	0	0.00%

Statistical Reports

Declaration and Pre-Poll Votes Totals	**173**	**4.17%**	**961**	**23.19%**	**187**	**4.51%**	**757**	**18.27%**	**799**	**19.28%**	**1,267**	**30.57%**	**4,144**	**238**	**5.43%**	**4,382**	**14.85%**
Total First Preference Votes	**1,316**	**4.65%**	**6,232**	**22.02%**	**917**	**3.24%**	**5,929**	**20.95%**	**5,384**	**19.02%**	**8,523**	**30.12%**	**28,301**	**1,208**	**4.09%**	**29,509**	**100.00%**

Distribution of Preferences

	RAFFLES Peter		BELL Margaret		BURNESS Lyle		* DAMETTO Nick		JACOB Paul		CRIPPS Andrew		Votes remaining in count	Exhausted		Total Formal Votes
Preference Distribution	**Votes**	**%**	**Votes**	**%**	**Votes**	**%**	**Votes**	**%**	**Votes**	**%**	**Votes**	**%**		**Votes**	**%**	
First Preference Votes	1,316	4.65%	6,232	22.02%	917	3.24%	5,929	20.95%	5,384	19.02%	8,523	30.12%	28,301			28,301
BURNESS Excluded (1st)	**163**	**17.78%**	**96**	**10.47%**			**142**	**15.49%**	**428**	**46.67%**	**88**	**9.60%**	**917**	**0**	**0.00%**	**917**
Total	1,479	5.23%	6,328	22.36%			6,071	21.45%	5,812	20.54%	8,611	30.43%	28,301	0	0.00%	28,301
RAFFLES Excluded (2nd)			**407**	**27.52%**			**590**	**39.89%**	**275**	**18.59%**	**207**	**14.00%**	**1,479**	**0**	**0.00%**	**1,479**
Total			6,735	23.80%			6,661	23.54%	6,087	21.51%	8,818	31.16%	28,301	0	0.00%	28,301
JACOB Excluded (3rd)			**897**	**14.74%**			**3,745**	**61.52%**			**1,445**	**23.74%**	**6,087**	**0**	**0.00%**	**6,087**
Total			7,632	26.97%			10,406	36.77%			10,263	36.26%	28,301	0	0.00%	28,301
BELL Excluded (4th)							**5,882**	**77.07%**			**1,750**	**22.93%**	**7,632**	**0**	**0.00%**	**7,632**
District Total							**16,288**	**57.55%**			**12,013**	**42.45%**	**28,301**	**0**	**0.00%**	**28,301**

*** Indicates the winner**

36 - Electoral District of Inala

First Preference Votes Polled for each Candidate at each Polling Booth

Booth No.	Polling Booth	* PALASZCZUK Annastacia ALP Votes	%	MCFARLANE Leanne LNP Votes	%	SIDHU Nav Singh GRN Votes	%	Total Formal Votes	Informal Votes	%	Total Votes	% of Total Votes
1	Carole Park	604	72.25%	147	17.58%	85	10.17%	836	79	8.63%	915	3.11%
2	Darra	111	72.55%	27	17.65%	15	9.80%	153	10	6.13%	163	0.55%
3	Durack	1,187	77.23%	174	11.32%	176	11.45%	1,537	139	8.29%	1,676	5.70%
4	Forest Lake	1,852	61.55%	784	26.06%	373	12.40%	3,009	188	5.88%	3,197	10.87%
5	Forest Lake East	1,248	60.91%	497	24.26%	304	14.84%	2,049	194	8.65%	2,243	7.63%
6	Grand Avenue	1,679	61.82%	686	25.26%	351	12.92%	2,716	161	5.60%	2,877	9.78%
7	Inala	1,665	78.35%	269	12.66%	191	8.99%	2,125	183	7.93%	2,308	7.85%
8	Inala West	632	76.79%	93	11.30%	98	11.91%	823	82	9.06%	905	3.08%
9	Oxley South	307	63.96%	118	24.58%	55	11.46%	480	21	4.19%	501	1.70%
10	Richlands	431	77.80%	68	12.27%	55	9.93%	554	48	7.97%	602	2.05%
11	Richlands East	1,200	76.38%	183	11.65%	188	11.97%	1,571	124	7.32%	1,695	5.76%
12	Serviceton South	1,325	74.35%	258	14.48%	199	11.17%	1,782	120	6.31%	1,902	6.47%
13	Brisbane CBD All-Districts Centre	24	63.16%	7	18.42%	7	18.42%	38	1	2.56%	39	0.13%
14	Bundaberg All-Districts Centre	0	0.00%	3	100.00%	0	0.00%	3	0	0.00%	3	0.01%
15	Burleigh All-Districts Centre	0	0.00%	2	100.00%	0	0.00%	2	0	0.00%	2	0.01%
16	Cairns All-Districts Centre	0	0.00%	0	0.00%	0	0.00%	0	1	0.00%	1	0.00%
17	East Brisbane All-Districts Centre	0	0.00%	0	0.00%	0	0.00%	0	0	0.00%	0	0.00%
18	Hervey Bay All-Districts Centre	0	0.00%	0	0.00%	0	0.00%	0	0	0.00%	0	0.00%
19	Mackay All-Districts Centre	0	0.00%	0	0.00%	0	0.00%	0	0	0.00%	0	0.00%
20	Maroochydore All-Districts Centre	0	0.00%	1	100.00%	0	0.00%	1	0	0.00%	1	0.00%
21	Morayfield All-Districts Centre	1	100.00%	0	0.00%	0	0.00%	1	0	0.00%	1	0.00%
22	Noosa All-Districts Centre	1	33.33%	0	0.00%	2	66.67%	3	0	0.00%	3	0.01%
23	Oodgeroo All-Districts Centre	1	100.00%	0	0.00%	0	0.00%	1	0	0.00%	1	0.00%
24	Redcliffe All-Districts Centre	0	0.00%	0	0.00%	0	0.00%	0	0	0.00%	0	0.00%
25	Southport All-Districts Centre	1	50.00%	1	50.00%	0	0.00%	2	2	50.00%	4	0.01%
26	Telephone Voting	3	75.00%	1	25.00%	0	0.00%	4	0	0.00%	4	0.01%
27	Townsville All-Districts Centre	0	0.00%	0	0.00%	0	0.00%	0	0	0.00%	0	0.00%
28	Vulture Street All-Districts Centre	0	0.00%	0	0.00%	0	0.00%	0	0	0.00%	0	0.00%
29	Woolloongabba All-Districts Centre	0	0.00%	0	0.00%	0	0.00%	0	0	0.00%	0	0.00%
30	Brisbane CBD All-Districts Centre Pre-Poll	263	66.25%	78	19.65%	56	14.11%	397	18	4.34%	415	1.41%
31	Bundaberg All-Districts Centre Pre-Poll	0	0.00%	3	100.00%	0	0.00%	3	0	0.00%	3	0.01%
32	Burleigh All-Districts Centre Pre-Poll	3	75.00%	1	25.00%	0	0.00%	4	0	0.00%	4	0.01%
33	Cairns All-Districts Centre Pre-Poll	0	0.00%	0	0.00%	1	100.00%	1	0	0.00%	1	0.00%
34	Electoral Visit	19	90.48%	2	9.52%	0	0.00%	21	0	0.00%	21	0.07%
35	Hervey Bay All-Districts Centre Pre-poll	1	50.00%	1	50.00%	0	0.00%	2	0	0.00%	2	0.01%
36	Mackay All-Districts Centre Pre-Poll	0	0.00%	0	0.00%	0	0.00%	0	0	0.00%	0	0.00%
37	Maroochydore All-Districts Centre Pre-Poll	0	0.00%	0	0.00%	0	0.00%	0	1	0.00%	1	0.00%
38	Morayfield All-Districts Centre Pre-poll	2	50.00%	1	25.00%	1	25.00%	4	0	0.00%	4	0.01%
39	Noosa All-Districts Centre Pre-Poll	3	100.00%	0	0.00%	0	0.00%	3	0	0.00%	3	0.01%
40	Oodgeroo All-Districts Centre Pre-Poll	6	42.86%	7	50.00%	1	7.14%	14	0	0.00%	14	0.05%
41	Redcliffe All-Districts Centre Pre-Poll	1	100.00%	0	0.00%	0	0.00%	1	0	0.00%	1	0.00%
42	Southport All-Districts Centre Pre-Poll	8	80.00%	1	10.00%	1	10.00%	10	2	16.67%	12	0.04%
43	Telephone Voting - Pre-poll	11	84.62%	2	15.38%	0	0.00%	13	1	7.14%	14	0.05%
44	Townsville All-Districts Centre Pre-Poll	3	75.00%	1	25.00%	0	0.00%	4	0	0.00%	4	0.01%
45	eAssist - Coorparoo Pre-Poll	1	100.00%	0	0.00%	0	0.00%	1	0	0.00%	1	0.00%
46	Returning Officer Inala Pre-Poll	2,535	66.24%	925	24.17%	367	9.59%	3,827	339	8.14%	4,166	14.16%
47	Returning Officer Algester Pre-Poll	0	0.00%	0	0.00%	0	0.00%	0	0	0.00%	0	0.00%
48	Returning Officer Aspley Pre-Poll	1	100.00%	0	0.00%	0	0.00%	1	1	50.00%	2	0.01%
49	Returning Officer Bancroft Pre-Poll	0	0.00%	0	0.00%	0	0.00%	0	0	0.00%	0	0.00%
50	Returning Officer Barron River Pre-Poll	0	0.00%	0	0.00%	0	0.00%	0	0	0.00%	0	0.00%
51	Returning Officer Bonney Pre-Poll	0	0.00%	0	0.00%	0	0.00%	0	0	0.00%	0	0.00%
52	Returning Officer Broadwater Pre-Poll	1	50.00%	1	50.00%	0	0.00%	2	0	0.00%	2	0.01%
53	Returning Officer Buderim Pre-Poll	0	0.00%	0	0.00%	0	0.00%	0	0	0.00%	0	0.00%
54	Returning Officer Bulimba Pre-Poll	2	50.00%	1	25.00%	1	25.00%	4	0	0.00%	4	0.01%
55	Returning Officer Bundaberg Pre-Poll	1	33.33%	1	33.33%	1	33.33%	3	0	0.00%	3	0.01%

56	Returning Officer Bundamba Pre-Poll	6	60.00%	3	30.00%	1	10.00%	10	1	9.09%	11	0.04%
57	Returning Officer Burdekin Pre-Poll	0	0.00%	0	0.00%	0	0.00%	0	0	0.00%	0	0.00%
58	Returning Officer Burleigh Pre-Poll	0	0.00%	0	0.00%	0	0.00%	0	0	0.00%	0	0.00%
59	Returning Officer Burnett Pre-Poll	0	0.00%	0	0.00%	0	0.00%	0	0	0.00%	0	0.00%
60	Returning Officer Cairns Pre-Poll	0	0.00%	0	0.00%	0	0.00%	0	0	0.00%	0	0.00%
61	Returning Officer Callide Pre-Poll	0	0.00%	0	0.00%	0	0.00%	0	0	0.00%	0	0.00%
62	Returning Officer Caloundra Pre-Poll	2	100.00%	0	0.00%	0	0.00%	2	0	0.00%	2	0.01%
63	Returning Officer Capalaba Pre-Poll	1	50.00%	1	50.00%	0	0.00%	2	0	0.00%	2	0.01%
64	Returning Officer Chatsworth Pre-Poll	0	0.00%	0	0.00%	0	0.00%	0	0	0.00%	0	0.00%
65	Returning Officer Clayfield Pre-Poll	1	50.00%	1	50.00%	0	0.00%	2	0	0.00%	2	0.01%
66	Returning Officer Condamine Pre-Poll	0	0.00%	0	0.00%	0	0.00%	0	0	0.00%	0	0.00%
67	Returning Officer Cook Pre-Poll	0	0.00%	0	0.00%	0	0.00%	0	0	0.00%	0	0.00%
68	Returning Officer Coomera Pre-Poll	1	100.00%	0	0.00%	0	0.00%	1	0	0.00%	1	0.00%
69	Returning Officer Cooper Pre-Poll	3	75.00%	1	25.00%	0	0.00%	4	0	0.00%	4	0.01%
70	Returning Officer Currumbin Pre-Poll	0	0.00%	0	0.00%	0	0.00%	0	0	0.00%	0	0.00%
71	Returning Officer Everton Pre-Poll	0	0.00%	0	0.00%	0	0.00%	0	1	0.00%	1	0.00%
72	Returning Officer Ferny Grove Pre-Poll	1	50.00%	0	0.00%	1	50.00%	2	0	0.00%	2	0.01%
73	Returning Officer Gaven Pre-Poll	1	100.00%	0	0.00%	0	0.00%	1	0	0.00%	1	0.00%
74	Returning Officer Gladstone Pre-Poll	2	50.00%	2	50.00%	0	0.00%	4	0	0.00%	4	0.01%
75	Returning Officer Glass House Pre-Poll	0	0.00%	0	0.00%	0	0.00%	0	0	0.00%	0	0.00%
76	Returning Officer Greenslopes Pre-Poll	6	54.55%	4	36.36%	1	9.09%	11	0	0.00%	11	0.04%
77	Returning Officer Gregory Pre-Poll	0	0.00%	0	0.00%	0	0.00%	0	0	0.00%	0	0.00%
78	Returning Officer Gympie Pre-Poll	0	0.00%	0	0.00%	0	0.00%	0	0	0.00%	0	0.00%
79	Returning Officer Hervey Bay Pre-Poll	1	50.00%	1	50.00%	0	0.00%	2	0	0.00%	2	0.01%
80	Returning Officer Hill Pre-Poll	0	0.00%	0	0.00%	0	0.00%	0	0	0.00%	0	0.00%
81	Returning Officer Hinchinbrook Pre-Poll	2	100.00%	0	0.00%	0	0.00%	2	0	0.00%	2	0.01%
82	Returning Officer Ipswich Pre-Poll	12	50.00%	7	29.17%	5	20.83%	24	0	0.00%	24	0.08%
83	Returning Officer Ipswich West Pre-Poll	0	0.00%	0	0.00%	0	0.00%	0	0	0.00%	0	0.00%
84	Returning Officer Jordan Pre-Poll	180	57.88%	100	32.15%	31	9.97%	311	5	1.58%	316	1.07%
85	Returning Officer Kawana Pre-Poll	0	0.00%	0	0.00%	0	0.00%	0	0	0.00%	0	0.00%
86	Returning Officer Keppel Pre-Poll	0	0.00%	0	0.00%	0	0.00%	0	0	0.00%	0	0.00%
87	Returning Officer Kurwongbah Pre-Poll	1	100.00%	0	0.00%	0	0.00%	1	0	0.00%	1	0.00%
88	Returning Officer Lockyer Pre-Poll	3	60.00%	1	20.00%	1	20.00%	5	1	16.67%	6	0.02%
89	Returning Officer Logan Pre-Poll	1	100.00%	0	0.00%	0	0.00%	1	0	0.00%	1	0.00%
90	Returning Officer Lytton Pre-Poll	3	60.00%	1	20.00%	1	20.00%	5	0	0.00%	5	0.02%
91	Returning Officer Macalister Pre-Poll	0	0.00%	0	0.00%	0	0.00%	0	0	0.00%	0	0.00%
92	Returning Officer Mackay Pre-Poll	0	0.00%	0	0.00%	0	0.00%	0	0	0.00%	0	0.00%
93	Returning Officer Maiwar Pre-Poll	7	53.85%	4	30.77%	2	15.38%	13	1	7.14%	14	0.05%
94	Returning Officer Mansfield Pre-Poll	0	0.00%	0	0.00%	0	0.00%	0	0	0.00%	0	0.00%
95	Returning Officer Maroochydore Pre-Poll	0	0.00%	0	0.00%	0	0.00%	0	0	0.00%	0	0.00%
96	Returning Officer Maryborough Pre-Poll	0	0.00%	0	0.00%	0	0.00%	0	0	0.00%	0	0.00%
97	Returning Officer Mcconnel Pre-Poll	3	50.00%	2	33.33%	1	16.67%	6	0	0.00%	6	0.02%
98	Returning Officer Mermaid Beach Pre-Poll	1	100.00%	0	0.00%	0	0.00%	1	1	50.00%	2	0.01%
99	Returning Officer Miller Pre-Poll	18	56.25%	10	31.25%	4	12.50%	32	4	11.11%	36	0.12%
100	Returning Officer Mirani Pre-Poll	1	100.00%	0	0.00%	0	0.00%	1	0	0.00%	1	0.00%
101	Returning Officer Moggill Pre-Poll	4	57.14%	3	42.86%	0	0.00%	7	0	0.00%	7	0.02%
102	Returning Officer Morayfield Pre-Poll	0	0.00%	0	0.00%	0	0.00%	0	0	0.00%	0	0.00%
103	Returning Officer Mount Ommaney Pre-Poll	0	0.00%	0	0.00%	0	0.00%	0	0	0.00%	0	0.00%
104	Returning Officer Mudgeeraba Pre-Poll	0	0.00%	0	0.00%	0	0.00%	0	0	0.00%	0	0.00%
105	Returning Officer Mulgrave Pre-Poll	1	100.00%	0	0.00%	0	0.00%	1	0	0.00%	1	0.00%
106	Returning Officer Mundingburra Pre-Poll	0	0.00%	0	0.00%	0	0.00%	0	0	0.00%	0	0.00%
107	Returning Officer Murrumba Pre-Poll	0	0.00%	0	0.00%	0	0.00%	0	0	0.00%	0	0.00%
108	Returning Officer Nanango Pre-Poll	0	0.00%	0	0.00%	0	0.00%	0	0	0.00%	0	0.00%
109	Returning Officer Nicklin Pre-Poll	0	0.00%	0	0.00%	0	0.00%	0	0	0.00%	0	0.00%
110	Returning Officer Ninderry Pre-Poll	0	0.00%	0	0.00%	0	0.00%	0	0	0.00%	0	0.00%
111	Returning Officer Noosa Pre-Poll	0	0.00%	0	0.00%	0	0.00%	0	0	0.00%	0	0.00%
112	Returning Officer Nudgee Pre-Poll	1	50.00%	1	50.00%	0	0.00%	2	0	0.00%	2	0.01%
113	Returning Officer Oodgeroo Pre-Poll	7	58.33%	4	33.33%	1	8.33%	12	2	14.29%	14	0.05%
114	Returning Officer Pine Rivers Pre-Poll	1	100.00%	0	0.00%	0	0.00%	1	0	0.00%	1	0.00%
115	Returning Officer Pumicestone Pre-Poll	1	50.00%	1	50.00%	0	0.00%	2	0	0.00%	2	0.01%
116	Returning Officer Redcliffe Pre-Poll	0	0.00%	0	0.00%	0	0.00%	0	0	0.00%	0	0.00%
117	Returning Officer Redlands Pre-Poll	1	33.33%	0	0.00%	2	66.67%	3	2	40.00%	5	0.02%
118	Returning Officer Rockhampton Pre-Poll	0	0.00%	0	0.00%	0	0.00%	0	0	0.00%	0	0.00%
119	Returning Officer Sandgate Pre-Poll	0	0.00%	0	0.00%	0	0.00%	0	0	0.00%	0	0.00%

120	Returning Officer Scenic Rim Pre-Poll	1	100.00%	0	0.00%	0	0.00%	1	0	0.00%	1	0.00%
121	Returning Officer South Brisbane Pre-Poll	14	53.85%	9	34.62%	3	11.54%	26	2	7.14%	28	0.10%
122	Returning Officer Southern Downs Pre-Poll	0	0.00%	0	0.00%	0	0.00%	0	0	0.00%	0	0.00%
123	Returning Officer Southport Pre-Poll	8	53.33%	5	33.33%	2	13.33%	15	1	6.25%	16	0.05%
124	Returning Officer Springwood Pre-Poll	5	55.56%	4	44.44%	0	0.00%	9	0	0.00%	9	0.03%
125	Returning Officer Stafford Pre-Poll	1	50.00%	1	50.00%	0	0.00%	2	0	0.00%	2	0.01%
126	Returning Officer Stretton Pre-Poll	3	50.00%	2	33.33%	1	16.67%	6	0	0.00%	6	0.02%
127	Returning Officer Surfers Paradise Pre-Poll	0	0.00%	1	100.00%	0	0.00%	1	0	0.00%	1	0.00%
128	Returning Officer Theodore Pre-Poll	1	50.00%	1	50.00%	0	0.00%	2	0	0.00%	2	0.01%
129	Returning Officer Thuringowa Pre-Poll	0	0.00%	0	0.00%	0	0.00%	0	0	0.00%	0	0.00%
130	Returning Officer Toohey Pre-Poll	8	50.00%	6	37.50%	2	12.50%	16	1	5.88%	17	0.06%
131	Returning Officer Toowoomba North Pre-Poll	0	0.00%	2	100.00%	0	0.00%	2	0	0.00%	2	0.01%
132	Returning Officer Toowoomba South Pre-Poll	0	0.00%	0	0.00%	0	0.00%	0	0	0.00%	0	0.00%
133	Returning Officer Townsville Pre-Poll	0	0.00%	0	0.00%	0	0.00%	0	0	0.00%	0	0.00%
134	Returning Officer Traeger Pre-Poll	1	100.00%	0	0.00%	0	0.00%	1	0	0.00%	1	0.00%
135	Returning Officer Warrego Pre-Poll	0	0.00%	0	0.00%	0	0.00%	0	0	0.00%	0	0.00%
136	Returning Officer Waterford Pre-Poll	0	0.00%	0	0.00%	0	0.00%	0	0	0.00%	0	0.00%
137	Returning Officer Whitsunday Pre-Poll	1	100.00%	0	0.00%	0	0.00%	1	0	0.00%	1	0.00%
138	Returning Officer Woodridge Pre-Poll	8	50.00%	5	31.25%	3	18.75%	16	0	0.00%	16	0.05%
	Polling Booth Totals	**15,457**	**68.47%**	**4,527**	**20.05%**	**2,590**	**11.47%**	**22,574**	**1,737**	**7.14%**	**24,311**	**82.66%**
	Postal, Special Postal, Unenrolled Votes	1,995	66.74%	760	25.43%	234	7.83%	2,989	281	8.59%	3,270	11.12%
	Pre-Poll (In Person) Absent Votes	40	70.18%	7	12.28%	10	17.54%	57	9	13.64%	66	0.22%
	Polling Day Absent Votes	909	61.63%	326	22.10%	240	16.27%	1,475	76	4.90%	1,551	5.27%
	Declared Institution Votes	44	67.69%	18	27.69%	3	4.62%	65	2	2.99%	67	0.23%
	Polling Day Declaration Votes	113	77.40%	13	8.90%	20	13.70%	146	0	0.00%	146	0.50%
	Uncertain Identity	0	0.00%	0	0.00%	0	0.00%	0	0	0.00%	0	0.00%
	Declaration and Pre-Poll Votes Totals	**3,101**	**65.53%**	**1,124**	**23.75%**	**507**	**10.71%**	**4,732**	**368**	**7.22%**	**5,100**	**17.34%**
	Total First Preference Votes	**18,558**	**67.96%**	**5,651**	**20.70%**	**3,097**	**11.34%**	**27,306**	**2,105**	**7.16%**	**29,411**	**100.00%**

Distribution of Preferences

Preference Distribution	* PALASZCZUK Annastacia Votes	%	MCFARLANE Leanne Votes	%	SIDHU Nav Singh Votes	%	Votes remaining in count	Exhausted Votes	%	Total Formal Votes
First Preference Votes	18,558	67.96%	5,651	20.70%	3,097	11.34%	27,306			27,306
SIDHU Excluded (1st)	**2,220**	**71.68%**	**877**	**28.32%**			**3,097**	**0**	**0.00%**	**3,097**
District Total	**20,778**	**76.09%**	**6,528**	**23.91%**			**27,306**	**0**	**0.00%**	**27,306**

*** Indicates the winner**

37 - Electoral District of Ipswich

First Preference Votes Polled for each Candidate at each Polling Booth

Booth No.	Polling Booth	ROBERTS Malcolm ONP Votes	%	CASWELL Andrew LNP Votes	%	MORRISSEY Brett GRN Votes	%	AGGETT Troy Votes	%	* HOWARD Jennifer ALP Votes	%	Total Formal Votes	Informal Votes	%	Total Votes	% of Total Votes
1	Blackstone	34	26.56%	24	18.75%	8	6.25%	5	3.91%	57	44.53%	128	8	5.88%	136	0.48%
2	Brassall	54	26.34%	21	10.24%	25	12.20%	6	2.93%	99	48.29%	205	14	6.39%	219	0.78%
3	Bundamba	33	24.26%	20	14.71%	30	22.06%	9	6.62%	44	32.35%	136	17	11.11%	153	0.54%
4	Bundamba South	95	27.54%	35	10.14%	44	12.75%	16	4.64%	155	44.93%	345	52	13.10%	397	1.41%
5	Churchill	233	29.20%	94	11.78%	64	8.02%	33	4.14%	374	46.87%	798	53	6.23%	851	3.02%
6	East Ipswich	296	27.16%	121	11.10%	113	10.37%	32	2.94%	528	48.44%	1,090	75	6.44%	1,165	4.13%
7	Flinders View	498	33.07%	269	17.86%	87	5.78%	41	2.72%	611	40.57%	1,506	68	4.32%	1,574	5.59%
8	Glebe Road	187	22.32%	115	13.72%	134	15.99%	22	2.63%	380	45.35%	838	36	4.12%	874	3.10%
9	Griffith Road	209	20.17%	126	12.16%	139	13.42%	21	2.03%	541	52.22%	1,036	56	5.13%	1,092	3.87%
10	North Booval	289	29.02%	79	7.93%	95	9.54%	29	2.91%	504	50.60%	996	50	4.78%	1,046	3.71%
11	Raceview	807	31.19%	299	11.56%	178	6.88%	75	2.90%	1,228	47.47%	2,587	136	4.99%	2,723	9.66%
12	Raceview West	433	25.41%	253	14.85%	85	4.99%	46	2.70%	887	52.05%	1,704	65	3.67%	1,769	6.28%
13	Redbank Plains	11	24.44%	2	4.44%	8	17.78%	5	11.11%	19	42.22%	45	9	16.67%	54	0.19%
14	Sadliers Crossing	277	22.50%	177	14.38%	209	16.98%	29	2.36%	539	43.79%	1,231	52	4.05%	1,283	4.55%
15	Silkstone	530	25.77%	256	12.45%	188	9.14%	51	2.48%	1,032	50.17%	2,057	116	5.34%	2,173	7.71%
16	West Ipswich	104	25.12%	50	12.08%	56	13.53%	15	3.62%	189	45.65%	414	20	4.61%	434	1.54%
17	Yamanto	301	27.02%	162	14.54%	86	7.72%	29	2.60%	536	48.11%	1,114	55	4.70%	1,169	4.15%
18	Brisbane CBD All-Districts Centre	6	26.09%	2	8.70%	3	13.04%	2	8.70%	10	43.48%	23	5	17.86%	28	0.10%
19	Bundaberg All-Districts Centre	1	100.00%	0	0.00%	0	0.00%	0	0.00%	0	0.00%	1	0	0.00%	1	0.00%
20	Burleigh All-Districts Centre	0	0.00%	0	0.00%	0	0.00%	0	0.00%	0	0.00%	0	0	0.00%	0	0.00%
21	Cairns All-Districts Centre	0	0.00%	0	0.00%	0	0.00%	0	0.00%	0	0.00%	0	0	0.00%	0	0.00%
22	East Brisbane All-Districts Centre	0	0.00%	0	0.00%	0	0.00%	0	0.00%	0	0.00%	0	0	0.00%	0	0.00%
23	Hervey Bay All-Districts Centre	0	0.00%	0	0.00%	0	0.00%	0	0.00%	0	0.00%	0	0	0.00%	0	0.00%
24	Mackay All-Districts Centre	0	0.00%	0	0.00%	0	0.00%	0	0.00%	0	0.00%	0	0	0.00%	0	0.00%
25	Maroochydore All-Districts Centre	1	25.00%	1	25.00%	1	25.00%	0	0.00%	1	25.00%	4	0	0.00%	4	0.01%
26	Morayfield All-Districts Centre	0	0.00%	1	100.00%	0	0.00%	0	0.00%	0	0.00%	1	0	0.00%	1	0.00%
27	Noosa All-Districts Centre	0	0.00%	1	50.00%	0	0.00%	0	0.00%	1	50.00%	2	0	0.00%	2	0.01%
28	Oodgeroo All-Districts Centre	0	0.00%	0	0.00%	0	0.00%	0	0.00%	1	100.00%	1	0	0.00%	1	0.00%
29	Redcliffe All-Districts Centre	0	0.00%	0	0.00%	1	100.00%	0	0.00%	0	0.00%	1	0	0.00%	1	0.00%
30	Southport All-Districts Centre	0	0.00%	0	0.00%	0	0.00%	0	0.00%	0	0.00%	0	0	0.00%	0	0.00%
31	Telephone Voting	1	25.00%	1	25.00%	1	25.00%	1	25.00%	0	0.00%	4	0	0.00%	4	0.01%
32	Townsville All-Districts Centre	0	0.00%	0	0.00%	0	0.00%	0	0.00%	0	0.00%	0	0	0.00%	0	0.00%
33	Vulture Street All-Districts Centre	0	0.00%	0	0.00%	0	0.00%	0	0.00%	0	0.00%	0	0	0.00%	0	0.00%
34	Woolloongabba All-Districts Centre	0	0.00%	0	0.00%	0	0.00%	0	0.00%	0	0.00%	0	0	0.00%	0	0.00%
35	Brisbane CBD All-Districts Centre Pre-Poll	15	11.36%	28	21.21%	23	17.42%	4	3.03%	62	46.97%	132	4	2.94%	136	0.48%
36	Bundaberg All-Districts Centre Pre-Poll	2	33.33%	0	0.00%	0	0.00%	0	0.00%	4	66.67%	6	0	0.00%	6	0.02%
37	Burleigh All-Districts Centre Pre-Poll	2	28.57%	0	0.00%	1	14.29%	1	14.29%	3	42.86%	7	1	12.50%	8	0.03%
38	Cairns All-Districts Centre Pre-Poll	0	0.00%	0	0.00%	0	0.00%	0	0.00%	1	100.00%	1	0	0.00%	1	0.00%
39	Electoral Visit	68	23.05%	36	12.20%	10	3.39%	6	2.03%	175	59.32%	295	23	7.23%	318	1.13%
40	Hervey Bay All-Districts Centre Pre-poll	0	0.00%	2	33.33%	0	0.00%	1	16.67%	3	50.00%	6	0	0.00%	6	0.02%
41	Mackay All-Districts Centre Pre-Poll	1	25.00%	0	0.00%	0	0.00%	1	25.00%	2	50.00%	4	0	0.00%	4	0.01%
42	Maroochydore All-Districts Centre Pre-Poll	0	0.00%	2	66.67%	0	0.00%	1	33.33%	0	0.00%	3	0	0.00%	3	0.01%
43	Morayfield All-Districts Centre Pre-poll	0	0.00%	0	0.00%	0	0.00%	0	0.00%	2	100.00%	2	0	0.00%	2	0.01%
44	Noosa All-Districts Centre Pre-Poll	0	0.00%	1	33.33%	1	33.33%	0	0.00%	1	33.33%	3	1	25.00%	4	0.01%
45	Oodgeroo All-Districts Centre Pre-Poll	0	0.00%	0	0.00%	0	0.00%	0	0.00%	1	100.00%	1	0	0.00%	1	0.00%
46	Redcliffe All-Districts Centre Pre-Poll	0	0.00%	0	0.00%	0	0.00%	1	25.00%	3	75.00%	4	0	0.00%	4	0.01%
47	Southport All-Districts Centre Pre-Poll	0	0.00%	0	0.00%	0	0.00%	0	0.00%	0	0.00%	0	0	0.00%	0	0.00%
48	Telephone Voting - Pre-poll	4	40.00%	0	0.00%	0	0.00%	0	0.00%	6	60.00%	10	0	0.00%	10	0.04%
49	Townsville All-Districts Centre Pre-Poll	1	33.33%	0	0.00%	1	33.33%	0	0.00%	1	33.33%	3	0	0.00%	3	0.01%
50	eAssist - Coorparoo Pre-Poll	0	0.00%	0	0.00%	0	0.00%	0	0.00%	2	100.00%	2	0	0.00%	2	0.01%
51	Returning Officer Ipswich Pre-Poll	1,165	24.97%	725	15.54%	294	6.30%	109	2.34%	2,373	50.86%	4,666	150	3.11%	4,816	17.09%
52	Returning Officer Algester Pre-Poll	0	0.00%	0	0.00%	0	0.00%	0	0.00%	0	0.00%	0	0	0.00%	0	0.00%
53	Returning Officer Aspley Pre-Poll	0	0.00%	0	0.00%	0	0.00%	0	0.00%	0	0.00%	0	0	0.00%	0	0.00%
54	Returning Officer Bancroft Pre-Poll	0	0.00%	0	0.00%	0	0.00%	0	0.00%	0	0.00%	0	0	0.00%	0	0.00%
55	Returning Officer Barron River Pre-Poll	0	0.00%	0	0.00%	0	0.00%	0	0.00%	0	0.00%	0	0	0.00%	0	0.00%
56	Returning Officer Bonney Pre-Poll	1	33.33%	2	66.67%	0	0.00%	0	0.00%	0	0.00%	3	0	0.00%	3	0.01%
57	Returning Officer Broadwater Pre-Poll	1	33.33%	0	0.00%	0	0.00%	0	0.00%	2	66.67%	3	1	25.00%	4	0.01%
58	Returning Officer Buderim Pre-Poll	0	0.00%	0	0.00%	0	0.00%	0	0.00%	0	0.00%	0	0	0.00%	0	0.00%
59	Returning Officer Bulimba Pre-Poll	0	0.00%	0	0.00%	0	0.00%	0	0.00%	1	100.00%	1	0	0.00%	1	0.00%
60	Returning Officer Bundaberg Pre-Poll	0	0.00%	0	0.00%	0	0.00%	0	0.00%	0	0.00%	0	0	0.00%	0	0.00%
61	Returning Officer Bundamba Pre-Poll	385	34.94%	139	12.61%	66	5.99%	18	1.63%	494	44.83%	1,102	35	3.08%	1,137	4.03%
62	Returning Officer Burdekin Pre-Poll	0	0.00%	0	0.00%	0	0.00%	0	0.00%	0	0.00%	0	0	0.00%	0	0.00%
63	Returning Officer Burleigh Pre-Poll	0	0.00%	0	0.00%	0	0.00%	0	0.00%	0	0.00%	0	0	0.00%	0	0.00%
64	Returning Officer Burnett Pre-Poll	0	0.00%	0	0.00%	0	0.00%	0	0.00%	0	0.00%	0	0	0.00%	0	0.00%
65	Returning Officer Cairns Pre-Poll	0	0.00%	0	0.00%	0	0.00%	0	0.00%	0	0.00%	0	0	0.00%	0	0.00%
66	Returning Officer Callide Pre-Poll	0	0.00%	0	0.00%	0	0.00%	0	0.00%	0	0.00%	0	0	0.00%	0	0.00%
67	Returning Officer Caloundra Pre-Poll	0	0.00%	0	0.00%	0	0.00%	0	0.00%	0	0.00%	0	0	0.00%	0	0.00%
68	Returning Officer Capalaba Pre-Poll	0	0.00%	0	0.00%	0	0.00%	0	0.00%	0	0.00%	0	0	0.00%	0	0.00%
69	Returning Officer Chatsworth Pre-Poll	0	0.00%	0	0.00%	0	0.00%	0	0.00%	0	0.00%	0	0	0.00%	0	0.00%
70	Returning Officer Clayfield Pre-Poll	0	0.00%	0	0.00%	0	0.00%	0	0.00%	0	0.00%	0	0	0.00%	0	0.00%

71	Returning Officer Condamine Pre-Poll	0	0.00%	0	0.00%	0	0.00%	0	0.00%	0	0.00%	0	0	0.00%	0	0.00%
72	Returning Officer Cook Pre-Poll	0	0.00%	0	0.00%	0	0.00%	0	0.00%	1	100.00%	1	0	0.00%	1	0.00%
73	Returning Officer Coomera Pre-Poll	0	0.00%	1	100.00%	0	0.00%	0	0.00%	0	0.00%	1	0	0.00%	1	0.00%
74	Returning Officer Cooper Pre-Poll	0	0.00%	1	50.00%	0	0.00%	0	0.00%	1	50.00%	2	0	0.00%	2	0.01%
75	Returning Officer Currumbin Pre-Poll	0	0.00%	0	0.00%	0	0.00%	0	0.00%	3	100.00%	3	0	0.00%	3	0.01%
76	Returning Officer Everton Pre-Poll	0	0.00%	0	0.00%	0	0.00%	0	0.00%	0	0.00%	0	0	0.00%	0	0.00%
77	Returning Officer Ferny Grove Pre-Poll	0	0.00%	1	100.00%	0	0.00%	0	0.00%	0	0.00%	1	0	0.00%	1	0.00%
78	Returning Officer Gaven Pre-Poll	0	0.00%	0	0.00%	0	0.00%	0	0.00%	0	0.00%	0	0	0.00%	0	0.00%
79	Returning Officer Gladstone Pre-Poll	0	0.00%	0	0.00%	0	0.00%	1	50.00%	1	50.00%	2	0	0.00%	2	0.01%
80	Returning Officer Glass House Pre-Poll	0	0.00%	0	0.00%	0	0.00%	0	0.00%	0	0.00%	0	0	0.00%	0	0.00%
81	Returning Officer Greenslopes Pre-Poll	2	100.00%	0	0.00%	0	0.00%	0	0.00%	0	0.00%	2	0	0.00%	2	0.01%
82	Returning Officer Gregory Pre-Poll	0	0.00%	0	0.00%	1	50.00%	0	0.00%	1	50.00%	2	0	0.00%	2	0.01%
83	Returning Officer Gympie Pre-Poll	1	100.00%	0	0.00%	0	0.00%	0	0.00%	0	0.00%	1	0	0.00%	1	0.00%
84	Returning Officer Hervey Bay Pre-Poll	0	0.00%	0	0.00%	0	0.00%	0	0.00%	0	0.00%	0	0	0.00%	0	0.00%
85	Returning Officer Hill Pre-Poll	0	0.00%	0	0.00%	0	0.00%	0	0.00%	0	0.00%	0	0	0.00%	0	0.00%
86	Returning Officer Hinchinbrook Pre-Poll	1	50.00%	1	50.00%	0	0.00%	0	0.00%	0	0.00%	2	0	0.00%	2	0.01%
87	Returning Officer Inala Pre-Poll	3	33.33%	1	11.11%	2	22.22%	1	11.11%	2	22.22%	9	1	10.00%	10	0.04%
88	Returning Officer Ipswich West Pre-Poll	0	0.00%	0	0.00%	0	0.00%	0	0.00%	0	0.00%	0	0	0.00%	0	0.00%
89	Returning Officer Jordan Pre-Poll	3	23.08%	1	7.69%	1	7.69%	3	23.08%	5	38.46%	13	2	13.33%	15	0.05%
90	Returning Officer Kawana Pre-Poll	0	0.00%	0	0.00%	0	0.00%	0	0.00%	1	100.00%	1	0	0.00%	1	0.00%
91	Returning Officer Keppel Pre-Poll	2	100.00%	0	0.00%	0	0.00%	0	0.00%	0	0.00%	2	0	0.00%	2	0.01%
92	Returning Officer Kurwongbah Pre-Poll	0	0.00%	0	0.00%	0	0.00%	0	0.00%	0	0.00%	0	0	0.00%	0	0.00%
93	Returning Officer Lockyer Pre-Poll	3	60.00%	1	20.00%	0	0.00%	0	0.00%	1	20.00%	5	0	0.00%	5	0.02%
94	Returning Officer Logan Pre-Poll	0	0.00%	0	0.00%	0	0.00%	0	0.00%	0	0.00%	0	0	0.00%	0	0.00%
95	Returning Officer Lytton Pre-Poll	0	0.00%	2	100.00%	0	0.00%	0	0.00%	0	0.00%	2	0	0.00%	2	0.01%
96	Returning Officer Macalister Pre-Poll	0	0.00%	0	0.00%	0	0.00%	0	0.00%	0	0.00%	0	0	0.00%	0	0.00%
97	Returning Officer Mackay Pre-Poll	0	0.00%	0	0.00%	0	0.00%	0	0.00%	0	0.00%	0	0	0.00%	0	0.00%
98	Returning Officer Maiwar Pre-Poll	0	0.00%	2	40.00%	1	20.00%	0	0.00%	2	40.00%	5	0	0.00%	5	0.02%
99	Returning Officer Mansfield Pre-Poll	0	0.00%	0	0.00%	0	0.00%	0	0.00%	0	0.00%	0	0	0.00%	0	0.00%
100	Returning Officer Maroochydore Pre-Poll	0	0.00%	0	0.00%	0	0.00%	0	0.00%	0	0.00%	0	0	0.00%	0	0.00%
101	Returning Officer Maryborough Pre-Poll	3	100.00%	0	0.00%	0	0.00%	0	0.00%	0	0.00%	3	2	40.00%	5	0.02%
102	Returning Officer Mcconnel Pre-Poll	0	0.00%	0	0.00%	0	0.00%	0	0.00%	1	100.00%	1	0	0.00%	1	0.00%
103	Returning Officer Mermaid Beach Pre-Poll	0	0.00%	0	0.00%	0	0.00%	0	0.00%	1	100.00%	1	0	0.00%	1	0.00%
104	Returning Officer Miller Pre-Poll	0	0.00%	0	0.00%	0	0.00%	0	0.00%	0	0.00%	0	0	0.00%	0	0.00%
105	Returning Officer Mirani Pre-Poll	0	0.00%	0	0.00%	0	0.00%	0	0.00%	0	0.00%	0	0	0.00%	0	0.00%
106	Returning Officer Moggill Pre-Poll	0	0.00%	1	33.33%	1	33.33%	0	0.00%	1	33.33%	3	0	0.00%	3	0.01%
107	Returning Officer Morayfield Pre-Poll	0	0.00%	0	0.00%	0	0.00%	0	0.00%	0	0.00%	0	0	0.00%	0	0.00%
108	Returning Officer Mount Ommaney Pre-Poll	5	83.33%	0	0.00%	0	0.00%	0	0.00%	1	16.67%	6	0	0.00%	6	0.02%
109	Returning Officer Mudgeeraba Pre-Poll	0	0.00%	0	0.00%	0	0.00%	0	0.00%	0	0.00%	0	0	0.00%	0	0.00%
110	Returning Officer Mulgrave Pre-Poll	0	0.00%	0	0.00%	0	0.00%	0	0.00%	0	0.00%	0	0	0.00%	0	0.00%
111	Returning Officer Mundingburra Pre-Poll	0	0.00%	0	0.00%	0	0.00%	0	0.00%	0	0.00%	0	0	0.00%	0	0.00%
112	Returning Officer Murrumba Pre-Poll	0	0.00%	0	0.00%	0	0.00%	0	0.00%	1	100.00%	1	0	0.00%	1	0.00%
113	Returning Officer Nanango Pre-Poll	0	0.00%	0	0.00%	0	0.00%	0	0.00%	0	0.00%	0	0	0.00%	0	0.00%
114	Returning Officer Nicklin Pre-Poll	1	50.00%	0	0.00%	0	0.00%	0	0.00%	1	50.00%	2	0	0.00%	2	0.01%
115	Returning Officer Ninderry Pre-Poll	0	0.00%	0	0.00%	0	0.00%	0	0.00%	0	0.00%	0	0	0.00%	0	0.00%
116	Returning Officer Noosa Pre-Poll	0	0.00%	0	0.00%	0	0.00%	0	0.00%	0	0.00%	0	0	0.00%	0	0.00%
117	Returning Officer Nudgee Pre-Poll	1	100.00%	0	0.00%	0	0.00%	0	0.00%	0	0.00%	1	0	0.00%	1	0.00%
118	Returning Officer Oodgeroo Pre-Poll	0	0.00%	0	0.00%	0	0.00%	0	0.00%	0	0.00%	0	0	0.00%	0	0.00%
119	Returning Officer Pine Rivers Pre-Poll	0	0.00%	1	25.00%	2	50.00%	0	0.00%	1	25.00%	4	0	0.00%	4	0.01%
120	Returning Officer Pumicestone Pre-Poll	0	0.00%	0	0.00%	0	0.00%	0	0.00%	0	0.00%	0	0	0.00%	0	0.00%
121	Returning Officer Redcliffe Pre-Poll	0	0.00%	0	0.00%	0	0.00%	0	0.00%	0	0.00%	0	0	0.00%	0	0.00%
122	Returning Officer Redlands Pre-Poll	0	0.00%	0	0.00%	0	0.00%	0	0.00%	0	0.00%	0	0	0.00%	0	0.00%
123	Returning Officer Rockhampton Pre-Poll	2	66.67%	0	0.00%	0	0.00%	0	0.00%	1	33.33%	3	2	40.00%	5	0.02%
124	Returning Officer Sandgate Pre-Poll	0	0.00%	1	100.00%	0	0.00%	0	0.00%	0	0.00%	1	0	0.00%	1	0.00%
125	Returning Officer Scenic Rim Pre-Poll	0	0.00%	0	0.00%	0	0.00%	0	0.00%	0	0.00%	0	0	0.00%	0	0.00%
126	Returning Officer South Brisbane Pre-Poll	6	28.57%	1	4.76%	4	19.05%	2	9.52%	8	38.10%	21	1	4.55%	22	0.08%
127	Returning Officer Southern Downs Pre-Poll	0	0.00%	0	0.00%	0	0.00%	0	0.00%	2	100.00%	2	0	0.00%	2	0.01%
128	Returning Officer Southport Pre-Poll	2	28.57%	2	28.57%	0	0.00%	0	0.00%	3	42.86%	7	0	0.00%	7	0.02%
129	Returning Officer Springwood Pre-Poll	1	12.50%	2	25.00%	0	0.00%	2	25.00%	3	37.50%	8	0	0.00%	8	0.03%
130	Returning Officer Stafford Pre-Poll	0	0.00%	0	0.00%	0	0.00%	0	0.00%	0	0.00%	0	0	0.00%	0	0.00%
131	Returning Officer Stretton Pre-Poll	0	0.00%	0	0.00%	0	0.00%	0	0.00%	0	0.00%	0	0	0.00%	0	0.00%
132	Returning Officer Surfers Paradise Pre-Poll	0	0.00%	1	100.00%	0	0.00%	0	0.00%	0	0.00%	1	0	0.00%	1	0.00%
133	Returning Officer Theodore Pre-Poll	0	0.00%	0	0.00%	0	0.00%	0	0.00%	0	0.00%	0	0	0.00%	0	0.00%
134	Returning Officer Thuringowa Pre-Poll	0	0.00%	0	0.00%	0	0.00%	0	0.00%	0	0.00%	0	0	0.00%	0	0.00%
135	Returning Officer Toohey Pre-Poll	1	25.00%	2	50.00%	0	0.00%	0	0.00%	1	25.00%	4	0	0.00%	4	0.01%
136	Returning Officer Toowoomba North Pre-Poll	1	33.33%	0	0.00%	0	0.00%	1	33.33%	1	33.33%	3	0	0.00%	3	0.01%
137	Returning Officer Toowoomba South Pre-Poll	0	0.00%	0	0.00%	0	0.00%	0	0.00%	0	0.00%	0	0	0.00%	0	0.00%
138	Returning Officer Townsville Pre-Poll	0	0.00%	0	0.00%	0	0.00%	0	0.00%	0	0.00%	0	0	0.00%	0	0.00%
139	Returning Officer Traeger Pre-Poll	0	0.00%	0	0.00%	0	0.00%	0	0.00%	2	100.00%	2	0	0.00%	2	0.01%
140	Returning Officer Warrego Pre-Poll	0	0.00%	0	0.00%	0	0.00%	0	0.00%	0	0.00%	0	0	0.00%	0	0.00%
141	Returning Officer Waterford Pre-Poll	0	0.00%	0	0.00%	0	0.00%	0	0.00%	0	0.00%	0	0	0.00%	0	0.00%
142	Returning Officer Whitsunday Pre-Poll	0	0.00%	0	0.00%	0	0.00%	0	0.00%	0	0.00%	0	0	0.00%	0	0.00%
143	Returning Officer Woodridge Pre-Poll	0	0.00%	1	20.00%	3	60.00%	0	0.00%	1	20.00%	5	0	0.00%	5	0.02%
	Polling Booth Totals	**6,083**	**26.85%**	**3,067**	**13.54%**	**1,966**	**8.68%**	**619**	**2.73%**	**10,919**	**48.20%**	**22,654**	**1,110**	**4.67%**	**23,764**	**84.32%**
	Postal, Special Postal, Unenrolled Votes	700	24.75%	447	15.81%	193	6.82%	85	3.01%	1,403	49.61%	2,828	295	9.45%	3,123	11.08%
	Pre-Poll (In Person) Absent Votes	16	38.10%	6	14.29%	6	14.29%	2	4.76%	12	28.57%	42	0	0.00%	42	0.15%
	Polling Day Absent Votes	284	26.18%	175	16.13%	146	13.46%	49	4.52%	431	39.72%	1,085	63	5.49%	1,148	4.07%
	Declared Institution Votes	7	23.33%	6	20.00%	2	6.67%	0	0.00%	15	50.00%	30	1	3.23%	31	0.11%

Polling Day Declaration Votes	16	22.86%	11	15.71%	6	8.57%	2	2.86%	35	50.00%	70	4	5.41%	74	0.26%
Uncertain Identity	0	0.00%	0	0.00%	0	0.00%	0	0.00%	0	0.00%	0	0	0.00%	0	0.00%
Declaration and Pre-Poll Votes Totals	**1,023**	**25.23%**	**645**	**15.91%**	**353**	**8.71%**	**138**	**3.40%**	**1,896**	**46.76%**	**4,055**	**363**	**8.22%**	**4,418**	**15.68%**
Total First Preference Votes	**7,106**	**26.61%**	**3,712**	**13.90%**	**2,319**	**8.68%**	**757**	**2.83%**	**12,815**	**47.98%**	**26,709**	**1,473**	**5.23%**	**28,182**	**100.00%**

Distribution of Preferences

	ROBERTS Malcolm		CASWELL Andrew		MORRISSEY Brett		AGGETT Troy		* HOWARD Jennifer		Votes remaining in count	Exhausted		Total Formal Votes
Preference Distribution	**Votes**	**%**	**Votes**	**%**	**Votes**	**%**	**Votes**	**%**	**Votes**	**%**		**Votes**	**%**	
First Preference Votes	7,106	26.61%	3,712	13.90%	2,319	8.68%	757	2.83%	12,815	47.98%	26,709			26,709
AGGETT Excluded (1st)	**189**	**24.97%**	**134**	**17.70%**	**206**	**27.21%**			**228**	**30.12%**	**757**	**0**	**0.00%**	**757**
Total	7,295	27.31%	3,846	14.40%	2,525	9.45%			13,043	48.83%	26,709	0	0.00%	26,709
MORRISSEY Excluded (2nd)	**407**	**16.12%**	**392**	**15.52%**					**1,726**	**68.36%**	**2,525**	**0**	**0.00%**	**2,525**
Total	7,702	28.84%	4,238	15.87%					14,769	55.30%	26,709	0	0.00%	26,709
CASWELL Excluded (3rd)	**2,745**	**64.77%**							**1,493**	**35.23%**	**4,238**	**0**	**0.00%**	**4,238**
District Total	**10,447**	**39.11%**							**16,262**	**60.89%**	**26,709**	**0**	**0.00%**	**26,709**

*** Indicates the winner**

38 - Electoral District of Ipswich West

First Preference Votes Polled for each Candidate at each Polling Booth

Booth No.	Polling Booth	* MADDEN Jim ALP Votes	%	TRUSSELL Brad ONP Votes	%	MULLER Keith GRN Votes	%	O'NEILL Anna LNP Votes	%	Total Formal Votes	Informal Votes	%	Total Votes	% of Total Votes
1	Brassall	1,101	49.26%	629	28.14%	226	10.11%	279	12.48%	2,235	145	6.09%	2,380	7.90%
2	Brassall West	1,076	54.98%	417	21.31%	111	5.67%	353	18.04%	1,957	62	3.07%	2,019	6.70%
3	Churchill	190	48.59%	118	30.18%	22	5.63%	61	15.60%	391	33	7.78%	424	1.41%
4	Grandchester	33	25.78%	51	39.84%	17	13.28%	27	21.09%	128	5	3.76%	133	0.44%
5	Haigslea	123	33.88%	144	39.67%	17	4.68%	79	21.76%	363	6	1.63%	369	1.23%
6	Karalee	1,018	39.23%	737	28.40%	269	10.37%	571	22.00%	2,595	124	4.56%	2,719	9.03%
7	Leichhardt	671	55.82%	317	26.37%	112	9.32%	102	8.49%	1,202	51	4.07%	1,253	4.16%
8	Leichhardt School	606	54.40%	296	26.57%	111	9.96%	101	9.07%	1,114	85	7.09%	1,199	3.98%
9	Marburg	167	36.95%	163	36.06%	44	9.73%	78	17.26%	452	19	4.03%	471	1.56%
10	North Ipswich	469	56.10%	180	21.53%	98	11.72%	89	10.65%	836	47	5.32%	883	2.93%
11	Pine Mountain Hall	256	40.13%	179	28.06%	50	7.84%	153	23.98%	638	18	2.74%	656	2.18%
12	Pine Mountain Road	538	49.36%	312	28.62%	106	9.72%	134	12.29%	1,090	51	4.47%	1,141	3.79%
13	Rosewood	647	43.02%	519	34.51%	94	6.25%	244	16.22%	1,504	60	3.84%	1,564	5.19%
14	Sadliers Crossing	53	46.90%	31	27.43%	12	10.62%	17	15.04%	113	11	8.87%	124	0.41%
15	Tivoli	677	50.26%	325	24.13%	113	8.39%	232	17.22%	1,347	56	3.99%	1,403	4.66%
16	Walloon	591	41.18%	586	40.84%	56	3.90%	202	14.08%	1,435	49	3.30%	1,484	4.93%
17	Yamanto	688	49.50%	392	28.20%	90	6.47%	220	15.83%	1,390	65	4.47%	1,455	4.83%
18	Brisbane CBD All-Districts Centre	8	57.14%	0	0.00%	6	42.86%	0	0.00%	14	2	12.50%	16	0.05%
19	Bundaberg All-Districts Centre	0	0.00%	0	0.00%	0	0.00%	0	0.00%	0	0	0.00%	0	0.00%
20	Burleigh All-Districts Centre	3	75.00%	1	25.00%	0	0.00%	0	0.00%	4	0	0.00%	4	0.01%
21	Cairns All-Districts Centre	0	0.00%	1	100.00%	0	0.00%	0	0.00%	1	0	0.00%	1	0.00%
22	East Brisbane All-Districts Centre	0	0.00%	0	0.00%	0	0.00%	0	0.00%	0	0	0.00%	0	0.00%
23	Hervey Bay All-Districts Centre	0	0.00%	0	0.00%	0	0.00%	0	0.00%	0	0	0.00%	0	0.00%
24	Mackay All-Districts Centre	0	0.00%	2	100.00%	0	0.00%	0	0.00%	2	0	0.00%	2	0.01%
25	Maroochydore All-Districts Centre	1	100.00%	0	0.00%	0	0.00%	0	0.00%	1	0	0.00%	1	0.00%
26	Morayfield All-Districts Centre	0	0.00%	0	0.00%	1	100.00%	0	0.00%	1	0	0.00%	1	0.00%
27	Noosa All-Districts Centre	0	0.00%	3	100.00%	0	0.00%	0	0.00%	3	0	0.00%	3	0.01%
28	Oodgeroo All-Districts Centre	0	0.00%	0	0.00%	0	0.00%	0	0.00%	0	0	0.00%	0	0.00%
29	Redcliffe All-Districts Centre	0	0.00%	0	0.00%	0	0.00%	0	0.00%	0	0	0.00%	0	0.00%
30	Southport All-Districts Centre	0	0.00%	0	0.00%	0	0.00%	0	0.00%	0	0	0.00%	0	0.00%
31	Telephone Voting	5	100.00%	0	0.00%	0	0.00%	0	0.00%	5	0	0.00%	5	0.02%
32	Townsville All-Districts Centre	0	0.00%	0	0.00%	0	0.00%	0	0.00%	0	0	0.00%	0	0.00%
33	Vulture Street All-Districts Centre	0	0.00%	0	0.00%	0	0.00%	0	0.00%	0	0	0.00%	0	0.00%
34	Woolloongabba All-Districts Centre	0	0.00%	0	0.00%	0	0.00%	0	0.00%	0	0	0.00%	0	0.00%
35	Brisbane CBD All-Districts Centre Pre-Poll	62	54.87%	12	10.62%	22	19.47%	17	15.04%	113	2	1.74%	115	0.38%
36	Bundaberg All-Districts Centre Pre-Poll	0	0.00%	1	100.00%	0	0.00%	0	0.00%	1	0	0.00%	1	0.00%
37	Burleigh All-Districts Centre Pre-Poll	1	33.33%	2	66.67%	0	0.00%	0	0.00%	3	0	0.00%	3	0.01%
38	Cairns All-Districts Centre Pre-Poll	1	100.00%	0	0.00%	0	0.00%	0	0.00%	1	1	50.00%	2	0.01%
39	Electoral Visit	72	50.70%	27	19.01%	3	2.11%	40	28.17%	142	6	4.05%	148	0.49%
40	Hervey Bay All-Districts Centre Pre-poll	0	0.00%	0	0.00%	0	0.00%	0	0.00%	0	1	0.00%	1	0.00%
41	Mackay All-Districts Centre Pre-Poll	3	60.00%	1	20.00%	0	0.00%	1	20.00%	5	0	0.00%	5	0.02%
42	Maroochydore All-Districts Centre Pre-Poll	2	50.00%	1	25.00%	0	0.00%	1	25.00%	4	0	0.00%	4	0.01%
43	Morayfield All-Districts Centre Pre-poll	3	37.50%	1	12.50%	0	0.00%	4	50.00%	8	2	20.00%	10	0.03%
44	Noosa All-Districts Centre Pre-Poll	1	100.00%	0	0.00%	0	0.00%	0	0.00%	1	1	50.00%	2	0.01%
45	Oodgeroo All-Districts Centre Pre-Poll	1	16.67%	3	50.00%	0	0.00%	2	33.33%	6	0	0.00%	6	0.02%
46	Redcliffe All-Districts Centre Pre-Poll	1	100.00%	0	0.00%	0	0.00%	0	0.00%	1	0	0.00%	1	0.00%
47	Southport All-Districts Centre Pre-Poll	1	50.00%	0	0.00%	0	0.00%	1	50.00%	2	1	33.33%	3	0.01%
48	Telephone Voting - Pre-poll	3	50.00%	1	16.67%	1	16.67%	1	16.67%	6	0	0.00%	6	0.02%
49	Townsville All-Districts Centre Pre-Poll	0	0.00%	1	20.00%	0	0.00%	4	80.00%	5	1	16.67%	6	0.02%
50	eAssist - Coorparoo Pre-Poll	3	100.00%	0	0.00%	0	0.00%	0	0.00%	3	0	0.00%	3	0.01%
51	Returning Officer Ipswich West Pre-Poll	2,294	49.38%	1,259	27.10%	270	5.81%	823	17.71%	4,646	147	3.07%	4,793	15.92%
52	Returning Officer Algester Pre-Poll	0	0.00%	0	0.00%	0	0.00%	0	0.00%	0	0	0.00%	0	0.00%
53	Returning Officer Aspley Pre-Poll	0	0.00%	1	100.00%	0	0.00%	0	0.00%	1	1	50.00%	2	0.01%
54	Returning Officer Bancroft Pre-Poll	0	0.00%	0	0.00%	0	0.00%	1	100.00%	1	0	0.00%	1	0.00%
55	Returning Officer Barron River Pre-Poll	0	0.00%	0	0.00%	0	0.00%	0	0.00%	0	0	0.00%	0	0.00%
56	Returning Officer Bonney Pre-Poll	0	0.00%	0	0.00%	0	0.00%	0	0.00%	0	0	0.00%	0	0.00%
57	Returning Officer Broadwater Pre-Poll	0	0.00%	0	0.00%	0	0.00%	1	100.00%	1	0	0.00%	1	0.00%
58	Returning Officer Buderim Pre-Poll	0	0.00%	0	0.00%	0	0.00%	0	0.00%	0	0	0.00%	0	0.00%
59	Returning Officer Bulimba Pre-Poll	0	0.00%	0	0.00%	0	0.00%	1	100.00%	1	0	0.00%	1	0.00%
60	Returning Officer Bundaberg Pre-Poll	0	0.00%	0	0.00%	0	0.00%	0	0.00%	0	0	0.00%	0	0.00%
61	Returning Officer Bundamba Pre-Poll	190	44.29%	134	31.24%	30	6.99%	75	17.48%	429	16	3.60%	445	1.48%
62	Returning Officer Burdekin Pre-Poll	0	0.00%	0	0.00%	0	0.00%	0	0.00%	0	0	0.00%	0	0.00%

63	Returning Officer Burleigh Pre-Poll	0	0.00%	0	0.00%	0	0.00%	0	0.00%	0	0	0.00%	0	0.00%
64	Returning Officer Burnett Pre-Poll	0	0.00%	0	0.00%	0	0.00%	0	0.00%	0	0	0.00%	0	0.00%
65	Returning Officer Cairns Pre-Poll	0	0.00%	0	0.00%	0	0.00%	0	0.00%	0	0	0.00%	0	0.00%
66	Returning Officer Callide Pre-Poll	0	0.00%	0	0.00%	0	0.00%	0	0.00%	0	0	0.00%	0	0.00%
67	Returning Officer Caloundra Pre-Poll	3	75.00%	1	25.00%	0	0.00%	0	0.00%	4	0	0.00%	4	0.01%
68	Returning Officer Capalaba Pre-Poll	1	50.00%	1	50.00%	0	0.00%	0	0.00%	2	0	0.00%	2	0.01%
69	Returning Officer Chatsworth Pre-Poll	0	0.00%	0	0.00%	0	0.00%	1	100.00%	1	0	0.00%	1	0.00%
70	Returning Officer Clayfield Pre-Poll	1	20.00%	2	40.00%	1	20.00%	1	20.00%	5	1	16.67%	6	0.02%
71	Returning Officer Condamine Pre-Poll	0	0.00%	2	66.67%	0	0.00%	1	33.33%	3	1	25.00%	4	0.01%
72	Returning Officer Cook Pre-Poll	0	0.00%	0	0.00%	0	0.00%	0	0.00%	0	0	0.00%	0	0.00%
73	Returning Officer Coomera Pre-Poll	0	0.00%	0	0.00%	0	0.00%	0	0.00%	0	0	0.00%	0	0.00%
74	Returning Officer Cooper Pre-Poll	1	33.33%	1	33.33%	1	33.33%	0	0.00%	3	0	0.00%	3	0.01%
75	Returning Officer Currumbin Pre-Poll	0	0.00%	1	100.00%	0	0.00%	0	0.00%	1	0	0.00%	1	0.00%
76	Returning Officer Everton Pre-Poll	0	0.00%	0	0.00%	0	0.00%	0	0.00%	0	0	0.00%	0	0.00%
77	Returning Officer Ferny Grove Pre-Poll	0	0.00%	0	0.00%	0	0.00%	0	0.00%	0	0	0.00%	0	0.00%
78	Returning Officer Gaven Pre-Poll	0	0.00%	1	100.00%	0	0.00%	0	0.00%	1	0	0.00%	1	0.00%
79	Returning Officer Gladstone Pre-Poll	1	50.00%	0	0.00%	0	0.00%	1	50.00%	2	0	0.00%	2	0.01%
80	Returning Officer Glass House Pre-Poll	0	0.00%	0	0.00%	0	0.00%	0	0.00%	0	0	0.00%	0	0.00%
81	Returning Officer Greenslopes Pre-Poll	1	50.00%	1	50.00%	0	0.00%	0	0.00%	2	0	0.00%	2	0.01%
82	Returning Officer Gregory Pre-Poll	0	0.00%	1	100.00%	0	0.00%	0	0.00%	1	0	0.00%	1	0.00%
83	Returning Officer Gympie Pre-Poll	0	0.00%	0	0.00%	0	0.00%	0	0.00%	0	0	0.00%	0	0.00%
84	Returning Officer Hervey Bay Pre-Poll	0	0.00%	0	0.00%	0	0.00%	0	0.00%	0	0	0.00%	0	0.00%
85	Returning Officer Hill Pre-Poll	0	0.00%	0	0.00%	0	0.00%	0	0.00%	0	0	0.00%	0	0.00%
86	Returning Officer Hinchinbrook Pre-Poll	0	0.00%	0	0.00%	0	0.00%	0	0.00%	0	0	0.00%	0	0.00%
87	Returning Officer Inala Pre-Poll	11	52.38%	5	23.81%	2	9.52%	3	14.29%	21	0	0.00%	21	0.07%
88	Returning Officer Ipswich Pre-Poll	0	0.00%	0	0.00%	0	0.00%	0	0.00%	0	0	0.00%	0	0.00%
89	Returning Officer Jordan Pre-Poll	2	22.22%	4	44.44%	0	0.00%	3	33.33%	9	0	0.00%	9	0.03%
90	Returning Officer Kawana Pre-Poll	0	0.00%	0	0.00%	0	0.00%	0	0.00%	0	0	0.00%	0	0.00%
91	Returning Officer Keppel Pre-Poll	0	0.00%	0	0.00%	0	0.00%	0	0.00%	0	0	0.00%	0	0.00%
92	Returning Officer Kurwongbah Pre-Poll	1	50.00%	1	50.00%	0	0.00%	0	0.00%	2	0	0.00%	2	0.01%
93	Returning Officer Lockyer Pre-Poll	3	20.00%	7	46.67%	1	6.67%	4	26.67%	15	1	6.25%	16	0.05%
94	Returning Officer Logan Pre-Poll	0	0.00%	0	0.00%	0	0.00%	0	0.00%	0	0	0.00%	0	0.00%
95	Returning Officer Lytton Pre-Poll	0	0.00%	5	100.00%	0	0.00%	0	0.00%	5	1	16.67%	6	0.02%
96	Returning Officer Macalister Pre-Poll	0	0.00%	0	0.00%	0	0.00%	0	0.00%	0	0	0.00%	0	0.00%
97	Returning Officer Mackay Pre-Poll	0	0.00%	0	0.00%	0	0.00%	0	0.00%	0	0	0.00%	0	0.00%
98	Returning Officer Maiwar Pre-Poll	2	40.00%	0	0.00%	2	40.00%	1	20.00%	5	1	16.67%	6	0.02%
99	Returning Officer Mansfield Pre-Poll	0	0.00%	0	0.00%	0	0.00%	0	0.00%	0	0	0.00%	0	0.00%
100	Returning Officer Maroochydore Pre-Poll	0	0.00%	0	0.00%	0	0.00%	0	0.00%	0	0	0.00%	0	0.00%
101	Returning Officer Maryborough Pre-Poll	0	0.00%	0	0.00%	0	0.00%	0	0.00%	0	0	0.00%	0	0.00%
102	Returning Officer Mcconnel Pre-Poll	0	0.00%	0	0.00%	0	0.00%	0	0.00%	0	0	0.00%	0	0.00%
103	Returning Officer Mermaid Beach Pre-Poll	1	100.00%	0	0.00%	0	0.00%	0	0.00%	1	1	50.00%	2	0.01%
104	Returning Officer Miller Pre-Poll	3	100.00%	0	0.00%	0	0.00%	0	0.00%	3	2	40.00%	5	0.02%
105	Returning Officer Mirani Pre-Poll	0	0.00%	0	0.00%	0	0.00%	0	0.00%	0	0	0.00%	0	0.00%
106	Returning Officer Moggill Pre-Poll	3	75.00%	0	0.00%	1	25.00%	0	0.00%	4	0	0.00%	4	0.01%
107	Returning Officer Morayfield Pre-Poll	0	0.00%	0	0.00%	0	0.00%	0	0.00%	0	0	0.00%	0	0.00%
108	Returning Officer Mount Ommaney Pre-Poll	1	20.00%	1	20.00%	1	20.00%	2	40.00%	5	1	16.67%	6	0.02%
109	Returning Officer Mudgeeraba Pre-Poll	1	100.00%	0	0.00%	0	0.00%	0	0.00%	1	0	0.00%	1	0.00%
110	Returning Officer Mulgrave Pre-Poll	0	0.00%	0	0.00%	0	0.00%	0	0.00%	0	0	0.00%	0	0.00%
111	Returning Officer Mundingburra Pre-Poll	0	0.00%	0	0.00%	0	0.00%	0	0.00%	0	0	0.00%	0	0.00%
112	Returning Officer Murrumba Pre-Poll	0	0.00%	0	0.00%	0	0.00%	0	0.00%	0	0	0.00%	0	0.00%
113	Returning Officer Nanango Pre-Poll	0	0.00%	0	0.00%	0	0.00%	0	0.00%	0	0	0.00%	0	0.00%
114	Returning Officer Nicklin Pre-Poll	1	100.00%	0	0.00%	0	0.00%	0	0.00%	1	0	0.00%	1	0.00%
115	Returning Officer Ninderry Pre-Poll	0	0.00%	0	0.00%	0	0.00%	0	0.00%	0	0	0.00%	0	0.00%
116	Returning Officer Noosa Pre-Poll	0	0.00%	0	0.00%	0	0.00%	0	0.00%	0	0	0.00%	0	0.00%
117	Returning Officer Nudgee Pre-Poll	0	0.00%	0	0.00%	1	100.00%	0	0.00%	1	0	0.00%	1	0.00%
118	Returning Officer Oodgeroo Pre-Poll	0	0.00%	0	0.00%	0	0.00%	0	0.00%	0	0	0.00%	0	0.00%
119	Returning Officer Pine Rivers Pre-Poll	0	0.00%	1	100.00%	0	0.00%	0	0.00%	1	0	0.00%	1	0.00%
120	Returning Officer Pumicestone Pre-Poll	0	0.00%	0	0.00%	0	0.00%	0	0.00%	0	0	0.00%	0	0.00%
121	Returning Officer Redcliffe Pre-Poll	0	0.00%	0	0.00%	0	0.00%	0	0.00%	0	0	0.00%	0	0.00%
122	Returning Officer Redlands Pre-Poll	0	0.00%	0	0.00%	0	0.00%	0	0.00%	0	0	0.00%	0	0.00%
123	Returning Officer Rockhampton Pre-Poll	2	50.00%	2	50.00%	0	0.00%	0	0.00%	4	0	0.00%	4	0.01%
124	Returning Officer Sandgate Pre-Poll	0	0.00%	0	0.00%	0	0.00%	0	0.00%	0	0	0.00%	0	0.00%
125	Returning Officer Scenic Rim Pre-Poll	1	100.00%	0	0.00%	0	0.00%	0	0.00%	1	1	50.00%	2	0.01%
126	Returning Officer South Brisbane Pre-Poll	6	37.50%	5	31.25%	2	12.50%	3	18.75%	16	2	11.11%	18	0.06%
127	Returning Officer Southern Downs Pre-Poll	0	0.00%	0	0.00%	0	0.00%	1	100.00%	1	0	0.00%	1	0.00%
128	Returning Officer Southport Pre-Poll	0	0.00%	0	0.00%	0	0.00%	0	0.00%	0	0	0.00%	0	0.00%
129	Returning Officer Springwood Pre-Poll	1	25.00%	0	0.00%	2	50.00%	1	25.00%	4	0	0.00%	4	0.01%
130	Returning Officer Stafford Pre-Poll	0	0.00%	0	0.00%	0	0.00%	0	0.00%	0	0	0.00%	0	0.00%
131	Returning Officer Stretton Pre-Poll	0	0.00%	0	0.00%	0	0.00%	0	0.00%	0	0	0.00%	0	0.00%
132	Returning Officer Surfers Paradise Pre-Poll	0	0.00%	0	0.00%	0	0.00%	0	0.00%	0	0	0.00%	0	0.00%
133	Returning Officer Theodore Pre-Poll	0	0.00%	0	0.00%	0	0.00%	1	100.00%	1	0	0.00%	1	0.00%

134	Returning Officer Thuringowa Pre-Poll	0	0.00%	0	0.00%	0	0.00%	0	0.00%	0	0	0.00%	0	0.00%
135	Returning Officer Toohey Pre-Poll	2	28.57%	2	28.57%	2	28.57%	1	14.29%	7	1	12.50%	8	0.03%
136	Returning Officer Toowoomba North Pre-Poll	1	50.00%	1	50.00%	0	0.00%	0	0.00%	2	0	0.00%	2	0.01%
137	Returning Officer Toowoomba South Pre-Poll	2	66.67%	1	33.33%	0	0.00%	0	0.00%	3	0	0.00%	3	0.01%
138	Returning Officer Townsville Pre-Poll	0	0.00%	0	0.00%	0	0.00%	0	0.00%	0	0	0.00%	0	0.00%
139	Returning Officer Traeger Pre-Poll	0	0.00%	0	0.00%	0	0.00%	0	0.00%	0	0	0.00%	0	0.00%
140	Returning Officer Warrego Pre-Poll	0	0.00%	1	100.00%	0	0.00%	0	0.00%	1	0	0.00%	1	0.00%
141	Returning Officer Waterford Pre-Poll	0	0.00%	0	0.00%	0	0.00%	0	0.00%	0	0	0.00%	0	0.00%
142	Returning Officer Whitsunday Pre-Poll	2	100.00%	0	0.00%	0	0.00%	0	0.00%	2	0	0.00%	2	0.01%
143	Returning Officer Woodridge Pre-Poll	1	50.00%	0	0.00%	1	50.00%	0	0.00%	2	0	0.00%	2	0.01%
	Polling Booth Totals	**11,614**	**47.71%**	**6,894**	**28.32%**	**1,898**	**7.80%**	**3,938**	**16.18%**	**24,344**	**1,081**	**4.25%**	**25,425**	**84.43%**
	Postal, Special Postal, Unenrolled Votes	1,229	47.58%	683	26.44%	175	6.78%	496	19.20%	2,583	248	8.76%	2,831	9.40%
	Pre-Poll (In Person) Absent Votes	18	31.58%	17	29.82%	3	5.26%	19	33.33%	57	3	5.00%	60	0.20%
	Polling Day Absent Votes	583	39.69%	424	28.86%	208	14.16%	254	17.29%	1,469	84	5.41%	1,553	5.16%
	Declared Institution Votes	88	56.05%	30	19.11%	14	8.92%	25	15.92%	157	6	3.68%	163	0.54%
	Polling Day Declaration Votes	28	36.36%	30	38.96%	5	6.49%	14	18.18%	77	5	6.10%	82	0.27%
	Uncertain Identity	0	0.00%	0	0.00%	0	0.00%	0	0.00%	0	0	0.00%	0	0.00%
	Declaration and Pre-Poll Votes Totals	**1,946**	**44.81%**	**1,184**	**27.26%**	**405**	**9.33%**	**808**	**18.60%**	**4,343**	**346**	**7.38%**	**4,689**	**15.57%**
	Total First Preference Votes	**13,560**	**47.27%**	**8,078**	**28.16%**	**2,303**	**8.03%**	**4,746**	**16.54%**	**28,687**	**1,427**	**4.74%**	**30,114**	**100.00%**

Distribution of Preferences

Preference Distribution	* MADDEN Jim Votes	%	TRUSSELL Brad Votes	%	MULLER Keith Votes	%	O'NEILL Anna Votes	%	Votes remaining in count	Exhausted Votes	%	Total Formal Votes
First Preference Votes	13,560	47.27%	8,078	28.16%	2,303	8.03%	4,746	16.54%	28,687			28,687
MULLER Excluded (1st)	**1,466**	**63.66%**	**389**	**16.89%**			**448**	**19.45%**	**2,303**	**0**	**0.00%**	**2,303**
Total	15,026	52.38%	8,467	29.52%			5,194	18.11%	28,687	0	0.00%	28,687
O'NEILL Excluded (2nd)	**1,818**	**35.00%**	**3,376**	**65.00%**					**5,194**	**0**	**0.00%**	**5,194**
District Total	**16,844**	**58.72%**	**11,843**	**41.28%**					**28,687**	**0**	**0.00%**	**28,687**

*** Indicates the winner**

39 - Electoral District of Jordan

First Preference Votes Polled for each Candidate at each Polling Booth

Booth No.	Polling Booth	* MULLEN Charis ALP Votes	%	PUCCI Michael ONP Votes	%	MURRAY Duncan LNP Votes	%	HODGSON Steve Votes	%	ERVIK Peter CR Votes	%	CUTCLIFFE Phil Votes	%	PURCELL Steven GRN Votes	%	Total Formal Votes	Informal Votes	%	Total Votes	% of Total Votes
1	Augustine Heights	1,059	39.22%	306	11.33%	545	20.19%	269	9.96%	23	0.85%	281	10.41%	217	8.04%	2,700	143	5.03%	2,843	9.58%
2	Camira	1,095	42.61%	395	15.37%	244	9.49%	276	10.74%	33	1.28%	307	11.95%	220	8.56%	2,570	188	6.82%	2,758	9.29%
3	Flagstone	667	37.22%	644	35.94%	200	11.16%	112	6.25%	34	1.90%	47	2.62%	88	4.91%	1,792	114	5.98%	1,906	6.42%
4	Gailes	530	48.71%	193	17.74%	77	7.08%	52	4.78%	19	1.75%	127	11.67%	90	8.27%	1,088	105	8.80%	1,193	4.02%
5	Greenbank	805	34.62%	664	28.56%	378	16.26%	127	5.46%	35	1.51%	178	7.66%	138	5.94%	2,325	145	5.87%	2,470	8.32%
6	Jimboomba	65	35.71%	67	36.81%	21	11.54%	8	4.40%	4	2.20%	5	2.75%	12	6.59%	182	14	7.14%	196	0.66%
7	Kruger	32	42.11%	9	11.84%	18	23.68%	5	6.58%	3	3.95%	4	5.26%	5	6.58%	76	5	6.17%	81	0.27%
8	Redbank Plains	29	46.03%	7	11.11%	9	14.29%	2	3.17%	2	3.17%	8	12.70%	6	9.52%	63	5	7.35%	68	0.23%
9	Redbank Plains High	79	42.02%	34	18.09%	23	12.23%	13	6.91%	5	2.66%	16	8.51%	18	9.57%	188	16	7.84%	204	0.69%
10	Springfield	993	44.31%	266	11.87%	212	9.46%	212	9.46%	28	1.25%	376	16.78%	154	6.87%	2,241	139	5.84%	2,380	8.02%
11	Springfield Central	685	43.60%	177	11.27%	208	13.24%	144	9.17%	35	2.23%	181	11.52%	141	8.98%	1,571	92	5.53%	1,663	5.60%
12	Springfield Lakes	1,577	43.85%	406	11.29%	449	12.49%	340	9.45%	49	1.36%	459	12.76%	316	8.79%	3,596	267	6.91%	3,863	13.01%
13	Teviot Road	559	36.56%	471	30.80%	280	18.31%	47	3.07%	21	1.37%	73	4.77%	78	5.10%	1,529	59	3.72%	1,588	5.35%
14	Brisbane CBD All-Districts Centre	14	45.16%	3	9.68%	5	16.13%	2	6.45%	0	0.00%	2	6.45%	5	16.13%	31	2	6.06%	33	0.11%
15	Bundaberg All-Districts Centre	0	0.00%	1	100.00%	0	0.00%	0	0.00%	0	0.00%	0	0.00%	0	0.00%	1	0	0.00%	1	0.00%
16	Burleigh All-Districts Centre	0	0.00%	0	0.00%	0	0.00%	0	0.00%	0	0.00%	1	100.00%	0	0.00%	1	1	50.00%	2	0.01%
17	Cairns All-Districts Centre	0	0.00%	0	0.00%	0	0.00%	0	0.00%	0	0.00%	0	0.00%	0	0.00%	0	0	0.00%	0	0.00%
18	East Brisbane All-Districts Centre	5	50.00%	0	0.00%	1	10.00%	1	10.00%	0	0.00%	1	10.00%	2	20.00%	10	0	0.00%	10	0.03%
19	Hervey Bay All-Districts Centre	0	0.00%	0	0.00%	0	0.00%	0	0.00%	0	0.00%	0	0.00%	0	0.00%	0	0	0.00%	0	0.00%
20	Mackay All-Districts Centre	0	0.00%	0	0.00%	0	0.00%	0	0.00%	0	0.00%	0	0.00%	0	0.00%	0	0	0.00%	0	0.00%
21	Maroochydore All-Districts Centre	2	50.00%	0	0.00%	2	50.00%	0	0.00%	0	0.00%	0	0.00%	0	0.00%	4	0	0.00%	4	0.01%
22	Morayfield All-Districts Centre	0	0.00%	0	0.00%	0	0.00%	0	0.00%	0	0.00%	1	100.00%	0	0.00%	1	0	0.00%	1	0.00%
23	Noosa All-Districts Centre	0	0.00%	0	0.00%	0	0.00%	0	0.00%	0	0.00%	0	0.00%	0	0.00%	0	0	0.00%	0	0.00%
24	Oodgeroo All-Districts Centre	0	0.00%	0	0.00%	0	0.00%	0	0.00%	0	0.00%	2	100.00%	0	0.00%	2	0	0.00%	2	0.01%
25	Redcliffe All-Districts Centre	0	0.00%	1	100.00%	0	0.00%	0	0.00%	0	0.00%	0	0.00%	0	0.00%	1	0	0.00%	1	0.00%
26	Southport All-Districts Centre	0	0.00%	0	0.00%	0	0.00%	0	0.00%	0	0.00%	0	0.00%	0	0.00%	0	0	0.00%	0	0.00%
27	Telephone Voting	5	55.56%	3	33.33%	0	0.00%	0	0.00%	0	0.00%	0	0.00%	1	11.11%	9	0	0.00%	9	0.03%
28	Townsville All-Districts Centre	0	0.00%	0	0.00%	0	0.00%	0	0.00%	0	0.00%	0	0.00%	0	0.00%	0	0	0.00%	0	0.00%
29	Vulture Street All-Districts Centre	0	0.00%	0	0.00%	0	0.00%	0	0.00%	0	0.00%	1	100.00%	0	0.00%	1	0	0.00%	1	0.00%
30	Woolloongabba All-Districts Centre	1	33.33%	0	0.00%	1	33.33%	0	0.00%	0	0.00%	0	0.00%	1	33.33%	3	0	0.00%	3	0.01%
31	Brisbane CBD All-Districts Centre Pre-Poll	154	46.53%	29	8.76%	61	18.43%	27	8.16%	6	1.81%	26	7.85%	28	8.46%	331	15	4.34%	346	1.17%
32	Bundaberg All-Districts Centre Pre-Poll	0	0.00%	0	0.00%	0	0.00%	0	0.00%	0	0.00%	0	0.00%	0	0.00%	0	0	0.00%	0	0.00%
33	Burleigh All-Districts Centre Pre-Poll	0	0.00%	0	0.00%	0	0.00%	0	0.00%	0	0.00%	0	0.00%	0	0.00%	0	0	0.00%	0	0.00%
34	Cairns All-Districts Centre Pre-Poll	1	11.11%	3	33.33%	3	33.33%	0	0.00%	1	11.11%	0	0.00%	1	11.11%	9	0	0.00%	9	0.03%
35	Electoral Visit	10	41.67%	1	4.17%	3	12.50%	7	29.17%	0	0.00%	1	4.17%	2	8.33%	24	0	0.00%	24	0.08%
36	Hervey Bay All-Districts Centre Pre-poll	6	50.00%	5	41.67%	1	8.33%	0	0.00%	0	0.00%	0	0.00%	0	0.00%	12	0	0.00%	12	0.04%
37	Mackay All-Districts Centre Pre-Poll	0	0.00%	0	0.00%	1	100.00%	0	0.00%	0	0.00%	0	0.00%	0	0.00%	1	0	0.00%	1	0.00%
38	Maroochydore All-Districts Centre Pre-Poll	1	14.29%	1	14.29%	1	14.29%	0	0.00%	0	0.00%	2	28.57%	2	28.57%	7	1	12.50%	8	0.03%
39	Morayfield All-Districts Centre Pre-poll	0	0.00%	2	33.33%	1	16.67%	0	0.00%	0	0.00%	2	33.33%	1	16.67%	6	0	0.00%	6	0.02%
40	Noosa All-Districts Centre Pre-Poll	1	16.67%	0	0.00%	3	50.00%	0	0.00%	0	0.00%	2	33.33%	0	0.00%	6	0	0.00%	6	0.02%
41	Oodgeroo All-Districts Centre Pre-Poll	1	14.29%	2	28.57%	1	14.29%	2	28.57%	0	0.00%	1	14.29%	0	0.00%	7	0	0.00%	7	0.02%
42	Redcliffe All-Districts Centre Pre-Poll	4	50.00%	0	0.00%	3	37.50%	0	0.00%	0	0.00%	1	12.50%	0	0.00%	8	0	0.00%	8	0.03%
43	Southport All-Districts Centre Pre-Poll	2	15.38%	4	30.77%	5	38.46%	0	0.00%	0	0.00%	2	15.38%	0	0.00%	13	0	0.00%	13	0.04%
44	Telephone Voting - Pre-poll	4	36.36%	0	0.00%	6	54.55%	1	9.09%	0	0.00%	0	0.00%	0	0.00%	11	0	0.00%	11	0.04%
45	Townsville All-Districts Centre Pre-Poll	1	50.00%	1	50.00%	0	0.00%	0	0.00%	0	0.00%	0	0.00%	0	0.00%	2	2	50.00%	4	0.01%
46	eAssist - Coorparoo Pre-Poll	1	33.33%	1	33.33%	1	33.33%	0	0.00%	0	0.00%	0	0.00%	0	0.00%	3	0	0.00%	3	0.01%
47	Returning Officer Jordan Pre-Poll	515	32.62%	303	19.19%	249	15.77%	212	13.43%	20	1.27%	204	12.92%	76	4.81%	1,579	67	4.07%	1,646	5.55%
48	Returning Officer Algester Pre-Poll	0	0.00%	0	0.00%	0	0.00%	0	0.00%	0	0.00%	0	0.00%	0	0.00%	0	0	0.00%	0	0.00%
49	Returning Officer Aspley Pre-Poll	0	0.00%	0	0.00%	0	0.00%	0	0.00%	0	0.00%	0	0.00%	0	0.00%	0	0	0.00%	0	0.00%
50	Returning Officer Bancroft Pre-Poll	0	0.00%	1	100.00%	0	0.00%	0	0.00%	0	0.00%	0	0.00%	0	0.00%	1	0	0.00%	1	0.00%
51	Returning Officer Barron River Pre-Poll	0	0.00%	0	0.00%	0	0.00%	0	0.00%	0	0.00%	0	0.00%	0	0.00%	0	0	0.00%	0	0.00%
52	Returning Officer Bonney Pre-Poll	0	0.00%	0	0.00%	1	100.00%	0	0.00%	0	0.00%	0	0.00%	0	0.00%	1	0	0.00%	1	0.00%
53	Returning Officer Broadwater Pre-Poll	1	100.00%	0	0.00%	0	0.00%	0	0.00%	0	0.00%	0	0.00%	0	0.00%	1	0	0.00%	1	0.00%
54	Returning Officer Buderim Pre-Poll	0	0.00%	0	0.00%	0	0.00%	0	0.00%	0	0.00%	0	0.00%	0	0.00%	0	0	0.00%	0	0.00%
55	Returning Officer Bulimba Pre-Poll	1	50.00%	1	50.00%	0	0.00%	0	0.00%	0	0.00%	0	0.00%	0	0.00%	2	0	0.00%	2	0.01%
56	Returning Officer Bundaberg Pre-Poll	0	0.00%	0	0.00%	0	0.00%	0	0.00%	0	0.00%	0	0.00%	0	0.00%	0	0	0.00%	0	0.00%
57	Returning Officer Bundamba Pre-Poll	110	42.47%	49	18.92%	31	11.97%	28	10.81%	3	1.16%	22	8.49%	16	6.18%	259	8	3.00%	267	0.90%
58	Returning Officer Burdekin Pre-Poll	0	0.00%	0	0.00%	0	0.00%	0	0.00%	0	0.00%	0	0.00%	0	0.00%	0	0	0.00%	0	0.00%
59	Returning Officer Burleigh Pre-Poll	0	0.00%	0	0.00%	0	0.00%	0	0.00%	0	0.00%	0	0.00%	0	0.00%	0	0	0.00%	0	0.00%
60	Returning Officer Burnett Pre-Poll	0	0.00%	0	0.00%	0	0.00%	0	0.00%	0	0.00%	0	0.00%	0	0.00%	0	0	0.00%	0	0.00%
61	Returning Officer Cairns Pre-Poll	0	0.00%	0	0.00%	0	0.00%	0	0.00%	0	0.00%	0	0.00%	0	0.00%	0	0	0.00%	0	0.00%
62	Returning Officer Callide Pre-Poll	0	0.00%	0	0.00%	0	0.00%	0	0.00%	0	0.00%	0	0.00%	0	0.00%	0	0	0.00%	0	0.00%
63	Returning Officer Caloundra Pre-Poll	0	0.00%	1	50.00%	0	0.00%	1	50.00%	0	0.00%	0	0.00%	0	0.00%	2	0	0.00%	2	0.01%
64	Returning Officer Capalaba Pre-Poll	0	0.00%	0	0.00%	1	100.00%	0	0.00%	0	0.00%	0	0.00%	0	0.00%	1	1	50.00%	2	0.01%
65	Returning Officer Chatsworth Pre-Poll	0	0.00%	0	0.00%	0	0.00%	0	0.00%	0	0.00%	0	0.00%	0	0.00%	0	1	0.00%	1	0.00%
66	Returning Officer Clayfield Pre-Poll	3	60.00%	0	0.00%	0	0.00%	0	0.00%	0	0.00%	0	0.00%	2	40.00%	5	0	0.00%	5	0.02%
67	Returning Officer Condamine Pre-Poll	0	0.00%	0	0.00%	0	0.00%	0	0.00%	0	0.00%	0	0.00%	0	0.00%	0	0	0.00%	0	0.00%
68	Returning Officer Cook Pre-Poll	0	0.00%	0	0.00%	0	0.00%	0	0.00%	0	0.00%	0	0.00%	0	0.00%	0	0	0.00%	0	0.00%
69	Returning Officer Coomera Pre-Poll	0	0.00%	0	0.00%	1	100.00%	0	0.00%	0	0.00%	0	0.00%	0	0.00%	1	0	0.00%	1	0.00%
70	Returning Officer Cooper Pre-Poll	1	16.67%	0	0.00%	2	33.33%	2	33.33%	0	0.00%	0	0.00%	1	16.67%	6	1	14.29%	7	0.02%
71	Returning Officer Currumbin Pre-Poll	0	0.00%	0	0.00%	1	100.00%	0	0.00%	0	0.00%	0	0.00%	0	0.00%	1	0	0.00%	1	0.00%
72	Returning Officer Everton Pre-Poll	0	0.00%	0	0.00%	0	0.00%	0	0.00%	0	0.00%	0	0.00%	0	0.00%	0	0	0.00%	0	0.00%
73	Returning Officer Ferny Grove Pre-Poll	1	33.33%	0	0.00%	2	66.67%	0	0.00%	0	0.00%	0	0.00%	0	0.00%	3	0	0.00%	3	0.01%
74	Returning Officer Gaven Pre-Poll	1	33.33%	1	33.33%	1	33.33%	0	0.00%	0	0.00%	0	0.00%	0	0.00%	3	0	0.00%	3	0.01%
75	Returning Officer Gladstone Pre-Poll	0	0.00%	0	0.00%	0	0.00%	0	0.00%	0	0.00%	0	0.00%	0	0.00%	0	1	0.00%	1	0.00%
76	Returning Officer Glass House Pre-Poll	0	0.00%	0	0.00%	0	0.00%	0	0.00%	0	0.00%	0	0.00%	0	0.00%	0	0	0.00%	0	0.00%
77	Returning Officer Greenslopes Pre-Poll	3	33.33%	1	11.11%	2	22.22%	2	22.22%	0	0.00%	1	11.11%	0	0.00%	9	0	0.00%	9	0.03%
78	Returning Officer Gregory Pre-Poll	0	0.00%	0	0.00%	0	0.00%	0	0.00%	0	0.00%	0	0.00%	0	0.00%	0	0	0.00%	0	0.00%
79	Returning Officer Gympie Pre-Poll	0	0.00%	0	0.00%	0	0.00%	0	0.00%	0	0.00%	0	0.00%	0	0.00%	0	0	0.00%	0	0.00%
80	Returning Officer Hervey Bay Pre-Poll	0	0.00%	0	0.00%	0	0.00%	0	0.00%	0	0.00%	0	0.00%	0	0.00%	0	0	0.00%	0	0.00%
81	Returning Officer Hill Pre-Poll	0	0.00%	0	0.00%	0	0.00%	0	0.00%	0	0.00%	0	0.00%	0	0.00%	0	0	0.00%	0	0.00%
82	Returning Officer Hinchinbrook Pre-Poll	0	0.00%	0	0.00%	0	0.00%	0	0.00%	0	0.00%	0	0.00%	0	0.00%	0	0	0.00%	0	0.00%
83	Returning Officer Inala Pre-Poll	69	42.07%	22	13.41%	22	13.41%	10	6.10%	5	3.05%	24	14.63%	12	7.32%	164	10	5.75%	174	0.59%
84	Returning Officer Ipswich Pre-Poll	73	35.10%	31	14.90%	43	20.67%	21	10.10%	4	1.92%	23	11.06%	13	6.25%	208	11	5.02%	219	0.74%
85	Returning Officer Ipswich West Pre-Poll	0	0.00%	0	0.00%	0	0.00%	0	0.00%	0	0.00%	0	0.00%	0	0.00%	0	0	0.00%	0	0.00%

86	Returning Officer Kawana Pre-Poll	0	0.00%	0	0.00%	0	0.00%	0	0.00%	0	0.00%	0	0.00%	0	0.00%	0	0	0.00%	0	0.00%
87	Returning Officer Keppel Pre-Poll	0	0.00%	0	0.00%	0	0.00%	1	100.00%	0	0.00%	0	0.00%	0	0.00%	1	1	50.00%	2	0.01%
88	Returning Officer Kurwongbah Pre-Poll	1	50.00%	0	0.00%	0	0.00%	0	0.00%	0	0.00%	0	0.00%	1	50.00%	2	0	0.00%	2	0.01%
89	Returning Officer Lockyer Pre-Poll	1	33.33%	0	0.00%	2	66.67%	0	0.00%	0	0.00%	0	0.00%	0	0.00%	3	0	0.00%	3	0.01%
90	Returning Officer Logan Pre-Poll	65	31.71%	95	46.34%	29	14.15%	4	1.95%	1	0.49%	1	0.49%	10	4.88%	205	10	4.65%	215	0.72%
91	Returning Officer Lytton Pre-Poll	0	0.00%	0	0.00%	0	0.00%	1	100.00%	0	0.00%	0	0.00%	0	0.00%	1	0	0.00%	1	0.00%
92	Returning Officer Macalister Pre-Poll	0	0.00%	0	0.00%	0	0.00%	0	0.00%	0	0.00%	0	0.00%	0	0.00%	0	0	0.00%	0	0.00%
93	Returning Officer Mackay Pre-Poll	0	0.00%	0	0.00%	0	0.00%	0	0.00%	0	0.00%	0	0.00%	0	0.00%	0	0	0.00%	0	0.00%
94	Returning Officer Maiwar Pre-Poll	2	16.67%	1	8.33%	5	41.67%	1	8.33%	0	0.00%	1	8.33%	2	16.67%	12	1	7.69%	13	0.04%
95	Returning Officer Mansfield Pre-Poll	3	60.00%	0	0.00%	1	20.00%	0	0.00%	0	0.00%	0	0.00%	1	20.00%	5	2	28.57%	7	0.02%
96	Returning Officer Maroochydore Pre-Poll	0	0.00%	0	0.00%	0	0.00%	0	0.00%	0	0.00%	0	0.00%	0	0.00%	0	0	0.00%	0	0.00%
97	Returning Officer Maryborough Pre-Poll	0	0.00%	0	0.00%	0	0.00%	0	0.00%	0	0.00%	0	0.00%	0	0.00%	0	0	0.00%	0	0.00%
98	Returning Officer Mcconnel Pre-Poll	4	66.67%	0	0.00%	1	16.67%	0	0.00%	1	16.67%	0	0.00%	0	0.00%	6	0	0.00%	6	0.02%
99	Returning Officer Mermaid Beach Pre-Poll	0	0.00%	0	0.00%	0	0.00%	0	0.00%	0	0.00%	0	0.00%	0	0.00%	0	0	0.00%	0	0.00%
100	Returning Officer Miller Pre-Poll	10	47.62%	2	9.52%	6	28.57%	1	4.76%	1	4.76%	1	4.76%	0	0.00%	21	3	12.50%	24	0.08%
101	Returning Officer Mirani Pre-Poll	0	0.00%	0	0.00%	0	0.00%	0	0.00%	0	0.00%	0	0.00%	0	0.00%	0	0	0.00%	0	0.00%
102	Returning Officer Moggill Pre-Poll	0	0.00%	0	0.00%	1	14.29%	0	0.00%	1	14.29%	2	28.57%	3	42.86%	7	0	0.00%	7	0.02%
103	Returning Officer Morayfield Pre-Poll	0	0.00%	0	0.00%	0	0.00%	0	0.00%	0	0.00%	0	0.00%	0	0.00%	0	0	0.00%	0	0.00%
104	Returning Officer Mount Ommaney Pre-Poll	22	38.60%	6	10.53%	15	26.32%	5	8.77%	2	3.51%	3	5.26%	4	7.02%	57	2	3.39%	59	0.20%
105	Returning Officer Mudgeeraba Pre-Poll	0	0.00%	0	0.00%	0	0.00%	0	0.00%	0	0.00%	0	0.00%	0	0.00%	0	0	0.00%	0	0.00%
106	Returning Officer Mulgrave Pre-Poll	0	0.00%	0	0.00%	0	0.00%	0	0.00%	0	0.00%	0	0.00%	0	0.00%	0	0	0.00%	0	0.00%
107	Returning Officer Mundingburra Pre-Poll	0	0.00%	0	0.00%	0	0.00%	0	0.00%	0	0.00%	0	0.00%	0	0.00%	0	0	0.00%	0	0.00%
108	Returning Officer Murrumba Pre-Poll	1	33.33%	0	0.00%	0	0.00%	0	0.00%	1	33.33%	1	33.33%	0	0.00%	3	0	0.00%	3	0.01%
109	Returning Officer Nanango Pre-Poll	0	0.00%	1	50.00%	0	0.00%	0	0.00%	1	50.00%	0	0.00%	0	0.00%	2	0	0.00%	2	0.01%
110	Returning Officer Nicklin Pre-Poll	0	0.00%	0	0.00%	0	0.00%	0	0.00%	0	0.00%	0	0.00%	0	0.00%	0	0	0.00%	0	0.00%
111	Returning Officer Ninderry Pre-Poll	0	0.00%	0	0.00%	0	0.00%	0	0.00%	0	0.00%	0	0.00%	0	0.00%	0	0	0.00%	0	0.00%
112	Returning Officer Noosa Pre-Poll	0	0.00%	0	0.00%	0	0.00%	0	0.00%	0	0.00%	0	0.00%	0	0.00%	0	0	0.00%	0	0.00%
113	Returning Officer Nudgee Pre-Poll	1	100.00%	0	0.00%	0	0.00%	0	0.00%	0	0.00%	0	0.00%	0	0.00%	1	0	0.00%	1	0.00%
114	Returning Officer Oodgeroo Pre-Poll	0	0.00%	0	0.00%	0	0.00%	0	0.00%	0	0.00%	0	0.00%	0	0.00%	0	0	0.00%	0	0.00%
115	Returning Officer Pine Rivers Pre-Poll	1	100.00%	0	0.00%	0	0.00%	0	0.00%	0	0.00%	0	0.00%	0	0.00%	1	0	0.00%	1	0.00%
116	Returning Officer Pumicestone Pre-Poll	1	100.00%	0	0.00%	0	0.00%	0	0.00%	0	0.00%	0	0.00%	0	0.00%	1	0	0.00%	1	0.00%
117	Returning Officer Redcliffe Pre-Poll	0	0.00%	0	0.00%	0	0.00%	0	0.00%	0	0.00%	0	0.00%	0	0.00%	0	0	0.00%	0	0.00%
118	Returning Officer Redlands Pre-Poll	1	14.29%	3	42.86%	2	28.57%	1	14.29%	0	0.00%	0	0.00%	0	0.00%	7	0	0.00%	7	0.02%
119	Returning Officer Rockhampton Pre-Poll	2	100.00%	0	0.00%	0	0.00%	0	0.00%	0	0.00%	0	0.00%	0	0.00%	2	0	0.00%	2	0.01%
120	Returning Officer Sandgate Pre-Poll	1	50.00%	0	0.00%	0	0.00%	0	0.00%	0	0.00%	0	0.00%	1	50.00%	2	0	0.00%	2	0.01%
121	Returning Officer Scenic Rim Pre-Poll	10	23.81%	24	57.14%	6	14.29%	0	0.00%	0	0.00%	0	0.00%	2	4.76%	42	3	6.67%	45	0.15%
122	Returning Officer South Brisbane Pre-Poll	1	20.00%	0	0.00%	3	60.00%	1	20.00%	0	0.00%	0	0.00%	0	0.00%	5	0	0.00%	5	0.02%
123	Returning Officer Southern Downs Pre-Poll	0	0.00%	0	0.00%	1	33.33%	0	0.00%	1	33.33%	1	33.33%	0	0.00%	3	0	0.00%	3	0.01%
124	Returning Officer Southport Pre-Poll	0	0.00%	0	0.00%	0	0.00%	0	0.00%	0	0.00%	0	0.00%	0	0.00%	0	0	0.00%	0	0.00%
125	Returning Officer Springwood Pre-Poll	11	39.29%	5	17.86%	8	28.57%	1	3.57%	2	7.14%	0	0.00%	1	3.57%	28	2	6.67%	30	0.10%
126	Returning Officer Stafford Pre-Poll	2	50.00%	2	50.00%	0	0.00%	0	0.00%	0	0.00%	0	0.00%	0	0.00%	4	0	0.00%	4	0.01%
127	Returning Officer Stretton Pre-Poll	3	75.00%	0	0.00%	1	25.00%	0	0.00%	0	0.00%	0	0.00%	0	0.00%	4	0	0.00%	4	0.01%
128	Returning Officer Surfers Paradise Pre-Poll	0	0.00%	0	0.00%	0	0.00%	0	0.00%	0	0.00%	0	0.00%	0	0.00%	0	0	0.00%	0	0.00%
129	Returning Officer Theodore Pre-Poll	0	0.00%	1	100.00%	0	0.00%	0	0.00%	0	0.00%	0	0.00%	0	0.00%	1	1	50.00%	2	0.01%
130	Returning Officer Thuringowa Pre-Poll	0	0.00%	0	0.00%	0	0.00%	0	0.00%	0	0.00%	0	0.00%	0	0.00%	0	0	0.00%	0	0.00%
131	Returning Officer Toohey Pre-Poll	2	22.22%	3	33.33%	2	22.22%	1	11.11%	0	0.00%	0	0.00%	1	11.11%	9	1	10.00%	10	0.03%
132	Returning Officer Toowoomba North Pre-Poll	1	25.00%	0	0.00%	2	50.00%	0	0.00%	0	0.00%	0	0.00%	1	25.00%	4	0	0.00%	4	0.01%
133	Returning Officer Toowoomba South Pre-Poll	0	0.00%	0	0.00%	0	0.00%	0	0.00%	0	0.00%	0	0.00%	0	0.00%	0	0	0.00%	0	0.00%
134	Returning Officer Townsville Pre-Poll	0	0.00%	0	0.00%	0	0.00%	0	0.00%	0	0.00%	0	0.00%	0	0.00%	0	0	0.00%	0	0.00%
135	Returning Officer Traeger Pre-Poll	0	0.00%	0	0.00%	0	0.00%	0	0.00%	0	0.00%	0	0.00%	0	0.00%	0	0	0.00%	0	0.00%
136	Returning Officer Warrego Pre-Poll	0	0.00%	0	0.00%	0	0.00%	0	0.00%	0	0.00%	0	0.00%	0	0.00%	0	0	0.00%	0	0.00%
137	Returning Officer Waterford Pre-Poll	0	0.00%	0	0.00%	0	0.00%	0	0.00%	0	0.00%	0	0.00%	0	0.00%	0	0	0.00%	0	0.00%
138	Returning Officer Whitsunday Pre-Poll	0	0.00%	0	0.00%	0	0.00%	0	0.00%	0	0.00%	0	0.00%	0	0.00%	0	0	0.00%	0	0.00%
139	Returning Officer Woodridge Pre-Poll	34	47.22%	23	31.94%	13	18.06%	1	1.39%	1	1.39%	0	0.00%	0	0.00%	72	5	6.49%	77	0.26%
	Polling Booth Totals	**9,346**	**40.32%**	**4,272**	**18.43%**	**3,217**	**13.88%**	**1,941**	**8.37%**	**342**	**1.48%**	**2,391**	**10.31%**	**1,673**	**7.22%**	**23,182**	**1,444**	**5.86%**	**24,626**	**82.96%**
	Postal, Special Postal, Unenrolled Votes	1,055	35.41%	629	21.11%	533	17.89%	278	9.33%	89	2.99%	194	6.51%	201	6.75%	2,979	315	9.56%	3,294	11.10%
	Pre-Poll (In Person) Absent Votes	25	38.46%	13	20.00%	13	20.00%	2	3.08%	3	4.62%	3	4.62%	6	9.23%	65	6	8.45%	71	0.24%
	Polling Day Absent Votes	524	37.06%	310	21.92%	229	16.20%	58	4.10%	47	3.32%	73	5.16%	173	12.23%	1,414	86	5.73%	1,500	5.05%
	Declared Institution Votes	33	42.31%	12	15.38%	7	8.97%	6	7.69%	4	5.13%	9	11.54%	7	8.97%	78	3	3.70%	81	0.27%
	Polling Day Declaration Votes	43	40.19%	19	17.76%	13	12.15%	8	7.48%	4	3.74%	12	11.21%	8	7.48%	107	4	3.60%	111	0.37%
	Uncertain Identity	0	0.00%	0	0.00%	0	0.00%	0	0.00%	0	0.00%	0	0.00%	0	0.00%	0	0	0.00%	0	0.00%
	Declaration and Pre-Poll Votes Totals	**1,680**	**36.18%**	**983**	**21.17%**	**795**	**17.12%**	**352**	**7.58%**	**147**	**3.17%**	**291**	**6.27%**	**395**	**8.51%**	**4,643**	**414**	**8.19%**	**5,057**	**17.04%**
	Total First Preference Votes	**11,026**	**39.63%**	**5,255**	**18.89%**	**4,012**	**14.42%**	**2,293**	**8.24%**	**489**	**1.76%**	**2,682**	**9.64%**	**2,068**	**7.43%**	**27,825**	**1,858**	**6.26%**	**29,683**	**100.00%**

Distribution of Preferences

Preference Distribution	* MULLEN Charis Votes	%	PUCCI Michael Votes	%	MURRAY Duncan Votes	%	HODGSON Steve Votes	%	ERVIK Peter Votes	%	CUTCLIFFE Phil Votes	%	PURCELL Steven Votes	%	Votes remaining in count	Exhausted Votes	%	Total Formal Votes
First Preference Votes	11,026	39.63%	5,255	18.89%	4,012	14.42%	2,293	8.24%	489	1.76%	2,682	9.64%	2,068	7.43%	27,825			27,825
ERVIK Excluded (1st)	**83**	**16.97%**	**72**	**14.72%**	**55**	**11.25%**	**86**	**17.59%**			**96**	**19.63%**	**97**	**19.84%**	**489**	**0**	**0.00%**	**489**
Total	11,109	39.92%	5,327	19.14%	4,067	14.62%	2,379	8.55%			2,778	9.98%	2,165	7.78%	27,825	0	0.00%	27,825
PURCELL Excluded (2nd)	**1,167**	**53.90%**	**158**	**7.30%**	**159**	**7.34%**	**261**	**12.06%**			**420**	**19.40%**			**2,165**	**0**	**0.00%**	**2,165**
Total	12,276	44.12%	5,485	19.71%	4,226	15.19%	2,640	9.49%			3,198	11.49%			27,825	0	0.00%	27,825
HODGSON Excluded (3rd)	**622**	**23.56%**	**303**	**11.48%**	**380**	**14.39%**					**1,335**	**50.57%**			**2,640**	**0**	**0.00%**	**2,640**
Total	12,898	46.35%	5,788	20.80%	4,606	16.55%					4,533	16.29%			27,825	0	0.00%	27,825
CUTCLIFFE Excluded (4th)	**1,545**	**34.08%**	**1,391**	**30.69%**	**1,597**	**35.23%**									**4,533**	**0**	**0.00%**	**4,533**
Total	14,443	51.91%	7,179	25.80%	6,203	22.29%									27,825	0	0.00%	27,825
MURRAY Excluded (5th)	**2,226**	**35.89%**	**3,977**	**64.11%**											**6,203**	**0**	**0.00%**	**6,203**
District Total	**16,669**	**59.91%**	**11,156**	**40.09%**											**27,825**	**0**	**0.00%**	**27,825**

*** Indicates the winner**

40 - Electoral District of Kawana

First Preference Votes Polled for each Candidate at each Polling Booth

Booth No.	Polling Booth	JESSOP Michael		MOSS Mark ALP		SPENDLOVE Annette GRN		DAVEY Jeremy		* BLEIJIE Jarrod LNP		Total Formal Votes	Informal		Total Votes	% of Total Votes
		Votes	%	Votes	%	Votes	%	Votes	%	Votes	%		Votes	%		
1	Buddina	57	3.81%	379	25.35%	202	13.51%	45	3.01%	812	54.31%	1,495	75	4.78%	1,570	5.13%
2	Caloundra	33	10.03%	97	29.48%	46	13.98%	10	3.04%	143	43.47%	329	18	5.19%	347	1.13%
3	Caloundra Unity	11	6.71%	56	34.15%	23	14.02%	10	6.10%	64	39.02%	164	10	5.75%	174	0.57%
4	Currimundi	81	6.12%	431	32.55%	220	16.62%	49	3.70%	543	41.01%	1,324	95	6.69%	1,419	4.64%
5	Currimundi West	142	5.10%	806	28.92%	298	10.69%	98	3.52%	1,443	51.78%	2,787	162	5.49%	2,949	9.64%
6	Golden Beach	8	5.37%	49	32.89%	17	11.41%	11	7.38%	64	42.95%	149	8	5.10%	157	0.51%
7	Kawana Waters	88	4.59%	478	24.95%	245	12.79%	62	3.24%	1,043	54.44%	1,916	124	6.08%	2,040	6.67%
8	Meridan Plains	138	5.09%	669	24.67%	314	11.58%	93	3.43%	1,498	55.24%	2,712	108	3.83%	2,820	9.22%
9	Minyama	42	4.91%	156	18.22%	58	6.78%	20	2.34%	580	67.76%	856	28	3.17%	884	2.89%
10	Shelly Beach	7	7.69%	24	26.37%	12	13.19%	2	2.20%	46	50.55%	91	13	12.50%	104	0.34%
11	Sippy Downs	7	7.29%	25	26.04%	20	20.83%	4	4.17%	40	41.67%	96	8	7.69%	104	0.34%
12	Warana	71	3.58%	540	27.20%	248	12.49%	47	2.37%	1,079	54.36%	1,985	92	4.43%	2,077	6.79%
13	Brisbane CBD All-Districts Centre	1	5.26%	4	21.05%	8	42.11%	0	0.00%	6	31.58%	19	0	0.00%	19	0.06%
14	Bundaberg All-Districts Centre	2	20.00%	4	40.00%	1	10.00%	1	10.00%	2	20.00%	10	0	0.00%	10	0.03%
15	Burleigh All-Districts Centre	0	0.00%	0	0.00%	0	0.00%	0	0.00%	0	0.00%	0	0	0.00%	0	0.00%
16	Cairns All-Districts Centre	0	0.00%	0	0.00%	0	0.00%	0	0.00%	0	0.00%	0	0	0.00%	0	0.00%
17	East Brisbane All-Districts Centre	0	0.00%	0	0.00%	0	0.00%	0	0.00%	0	0.00%	0	0	0.00%	0	0.00%
18	Hervey Bay All-Districts Centre	0	0.00%	0	0.00%	0	0.00%	0	0.00%	0	0.00%	0	0	0.00%	0	0.00%
19	Mackay All-Districts Centre	0	0.00%	1	100.00%	0	0.00%	0	0.00%	0	0.00%	1	0	0.00%	1	0.00%
20	Maroochydore All-Districts Centre	2	6.67%	7	23.33%	4	13.33%	0	0.00%	17	56.67%	30	3	9.09%	33	0.11%
21	Morayfield All-Districts Centre	0	0.00%	2	66.67%	1	33.33%	0	0.00%	0	0.00%	3	0	0.00%	3	0.01%
22	Noosa All-Districts Centre	0	0.00%	1	100.00%	0	0.00%	0	0.00%	0	0.00%	1	0	0.00%	1	0.00%
23	Oodgeroo All-Districts Centre	0	0.00%	1	100.00%	0	0.00%	0	0.00%	0	0.00%	1	0	0.00%	1	0.00%
24	Redcliffe All-Districts Centre	0	0.00%	0	0.00%	0	0.00%	0	0.00%	0	0.00%	0	0	0.00%	0	0.00%
25	Southport All-Districts Centre	0	0.00%	0	0.00%	0	0.00%	0	0.00%	1	100.00%	1	0	0.00%	1	0.00%
26	Telephone Voting	0	0.00%	1	50.00%	1	50.00%	0	0.00%	0	0.00%	2	0	0.00%	2	0.01%
27	Townsville All-Districts Centre	0	0.00%	0	0.00%	0	0.00%	0	0.00%	0	0.00%	0	0	0.00%	0	0.00%
28	Vulture Street All-Districts Centre	0	0.00%	0	0.00%	0	0.00%	0	0.00%	0	0.00%	0	0	0.00%	0	0.00%
29	Woolloongabba All-Districts Centre	0	0.00%	0	0.00%	0	0.00%	0	0.00%	0	0.00%	0	0	0.00%	0	0.00%
30	Brisbane CBD All-Districts Centre Pre-Poll	2	5.41%	12	32.43%	6	16.22%	1	2.70%	16	43.24%	37	0	0.00%	37	0.12%
31	Bundaberg All-Districts Centre Pre-Poll	0	0.00%	0	0.00%	0	0.00%	0	0.00%	0	0.00%	0	0	0.00%	0	0.00%
32	Burleigh All-Districts Centre Pre-Poll	0	0.00%	3	21.43%	2	14.29%	0	0.00%	9	64.29%	14	0	0.00%	14	0.05%
33	Cairns All-Districts Centre Pre-Poll	3	21.43%	2	14.29%	0	0.00%	0	0.00%	9	64.29%	14	0	0.00%	14	0.05%
34	Electoral Visit	6	4.26%	47	33.33%	6	4.26%	4	2.84%	78	55.32%	141	3	2.08%	144	0.47%
35	Hervey Bay All-Districts Centre Pre-poll	2	14.29%	3	21.43%	1	7.14%	1	7.14%	7	50.00%	14	2	12.50%	16	0.05%
36	Mackay All-Districts Centre Pre-Poll	0	0.00%	2	66.67%	1	33.33%	0	0.00%	0	0.00%	3	0	0.00%	3	0.01%
37	Maroochydore All-Districts Centre Pre-Poll	43	6.45%	141	21.14%	86	12.89%	13	1.95%	384	57.57%	667	31	4.44%	698	2.28%
38	Morayfield All-Districts Centre Pre-poll	3	14.29%	10	47.62%	1	4.76%	1	4.76%	6	28.57%	21	1	4.55%	22	0.07%
39	Noosa All-Districts Centre Pre-Poll	0	0.00%	3	12.50%	4	16.67%	3	12.50%	14	58.33%	24	0	0.00%	24	0.08%
40	Oodgeroo All-Districts Centre Pre-Poll	0	0.00%	0	0.00%	1	50.00%	0	0.00%	1	50.00%	2	0	0.00%	2	0.01%
41	Redcliffe All-Districts Centre Pre-Poll	1	6.25%	6	37.50%	0	0.00%	2	12.50%	7	43.75%	16	0	0.00%	16	0.05%
42	Southport All-Districts Centre Pre-Poll	0	0.00%	1	25.00%	0	0.00%	0	0.00%	3	75.00%	4	1	20.00%	5	0.02%
43	Telephone Voting - Pre-poll	1	25.00%	0	0.00%	1	25.00%	0	0.00%	2	50.00%	4	0	0.00%	4	0.01%
44	Townsville All-Districts Centre Pre-Poll	0	0.00%	0	0.00%	0	0.00%	0	0.00%	5	100.00%	5	0	0.00%	5	0.02%
45	eAssist - Coorparoo Pre-Poll	0	0.00%	0	0.00%	0	0.00%	0	0.00%	0	0.00%	0	0	0.00%	0	0.00%
46	Returning Officer Kawana Pre-Poll	167	3.42%	1,059	21.70%	385	7.89%	132	2.70%	3,138	64.29%	4,881	154	3.06%	5,035	16.45%
47	Returning Officer Algester Pre-Poll	0	0.00%	0	0.00%	0	0.00%	0	0.00%	0	0.00%	0	0	0.00%	0	0.00%
48	Returning Officer Aspley Pre-Poll	0	0.00%	0	0.00%	0	0.00%	0	0.00%	4	100.00%	4	0	0.00%	4	0.01%
49	Returning Officer Bancroft Pre-Poll	0	0.00%	1	33.33%	1	33.33%	0	0.00%	1	33.33%	3	0	0.00%	3	0.01%
50	Returning Officer Barron River Pre-Poll	0	0.00%	0	0.00%	0	0.00%	0	0.00%	0	0.00%	0	0	0.00%	0	0.00%
51	Returning Officer Bonney Pre-Poll	0	0.00%	0	0.00%	0	0.00%	0	0.00%	0	0.00%	0	0	0.00%	0	0.00%
52	Returning Officer Broadwater Pre-Poll	0	0.00%	0	0.00%	0	0.00%	0	0.00%	2	100.00%	2	0	0.00%	2	0.01%
53	Returning Officer Buderim Pre-Poll	10	7.46%	19	14.18%	17	12.69%	5	3.73%	83	61.94%	134	8	5.63%	142	0.46%
54	Returning Officer Bulimba Pre-Poll	0	0.00%	1	33.33%	0	0.00%	0	0.00%	2	66.67%	3	0	0.00%	3	0.01%
55	Returning Officer Bundaberg Pre-Poll	0	0.00%	0	0.00%	0	0.00%	0	0.00%	0	0.00%	0	0	0.00%	0	0.00%
56	Returning Officer Bundamba Pre-Poll	0	0.00%	0	0.00%	0	0.00%	0	0.00%	0	0.00%	0	0	0.00%	0	0.00%
57	Returning Officer Burdekin Pre-Poll	0	0.00%	0	0.00%	0	0.00%	0	0.00%	0	0.00%	0	0	0.00%	0	0.00%
58	Returning Officer Burleigh Pre-Poll	0	0.00%	0	0.00%	0	0.00%	0	0.00%	0	0.00%	0	0	0.00%	0	0.00%
59	Returning Officer Burnett Pre-Poll	0	0.00%	0	0.00%	0	0.00%	0	0.00%	0	0.00%	0	0	0.00%	0	0.00%
60	Returning Officer Cairns Pre-Poll	0	0.00%	0	0.00%	0	0.00%	0	0.00%	0	0.00%	0	0	0.00%	0	0.00%
61	Returning Officer Callide Pre-Poll	0	0.00%	0	0.00%	0	0.00%	0	0.00%	2	100.00%	2	0	0.00%	2	0.01%
62	Returning Officer Caloundra Pre-Poll	286	6.63%	1,190	27.59%	310	7.19%	115	2.67%	2,412	55.92%	4,313	229	5.04%	4,542	14.84%
63	Returning Officer Capalaba Pre-Poll	0	0.00%	0	0.00%	0	0.00%	1	33.33%	2	66.67%	3	0	0.00%	3	0.01%
64	Returning Officer Chatsworth Pre-Poll	0	0.00%	2	100.00%	0	0.00%	0	0.00%	0	0.00%	2	0	0.00%	2	0.01%
65	Returning Officer Clayfield Pre-Poll	0	0.00%	1	20.00%	1	20.00%	0	0.00%	3	60.00%	5	1	16.67%	6	0.02%
66	Returning Officer Condamine Pre-Poll	0	0.00%	0	0.00%	0	0.00%	0	0.00%	0	0.00%	0	0	0.00%	0	0.00%
67	Returning Officer Cook Pre-Poll	0	0.00%	0	0.00%	0	0.00%	0	0.00%	0	0.00%	0	0	0.00%	0	0.00%
68	Returning Officer Coomera Pre-Poll	0	0.00%	0	0.00%	0	0.00%	0	0.00%	0	0.00%	0	0	0.00%	0	0.00%
69	Returning Officer Cooper Pre-Poll	0	0.00%	0	0.00%	0	0.00%	0	0.00%	2	100.00%	2	0	0.00%	2	0.01%
70	Returning Officer Currumbin Pre-Poll	0	0.00%	0	0.00%	0	0.00%	0	0.00%	2	100.00%	2	0	0.00%	2	0.01%
71	Returning Officer Everton Pre-Poll	0	0.00%	0	0.00%	0	0.00%	1	50.00%	1	50.00%	2	0	0.00%	2	0.01%

72	Returning Officer Ferny Grove Pre-Poll	0	0.00%	2	50.00%	2	50.00%	0	0.00%	0	0.00%	4	0	0.00%	4	0.01%
73	Returning Officer Gaven Pre-Poll	0	0.00%	0	0.00%	0	0.00%	0	0.00%	0	0.00%	0	0	0.00%	0	0.00%
74	Returning Officer Gladstone Pre-Poll	0	0.00%	1	20.00%	2	40.00%	0	0.00%	2	40.00%	5	0	0.00%	5	0.02%
75	Returning Officer Glass House Pre-Poll	4	14.81%	3	11.11%	2	7.41%	1	3.70%	17	62.96%	27	3	10.00%	30	0.10%
76	Returning Officer Greenslopes Pre-Poll	0	0.00%	0	0.00%	0	0.00%	0	0.00%	1	100.00%	1	0	0.00%	1	0.00%
77	Returning Officer Gregory Pre-Poll	0	0.00%	0	0.00%	0	0.00%	0	0.00%	0	0.00%	0	0	0.00%	0	0.00%
78	Returning Officer Gympie Pre-Poll	0	0.00%	0	0.00%	1	25.00%	0	0.00%	3	75.00%	4	0	0.00%	4	0.01%
79	Returning Officer Hervey Bay Pre-Poll	0	0.00%	0	0.00%	0	0.00%	0	0.00%	0	0.00%	0	0	0.00%	0	0.00%
80	Returning Officer Hill Pre-Poll	1	100.00%	0	0.00%	0	0.00%	0	0.00%	0	0.00%	1	0	0.00%	1	0.00%
81	Returning Officer Hinchinbrook Pre-Poll	0	0.00%	0	0.00%	0	0.00%	0	0.00%	0	0.00%	0	0	0.00%	0	0.00%
82	Returning Officer Inala Pre-Poll	0	0.00%	0	0.00%	0	0.00%	0	0.00%	2	100.00%	2	0	0.00%	2	0.01%
83	Returning Officer Ipswich Pre-Poll	0	0.00%	0	0.00%	0	0.00%	0	0.00%	0	0.00%	0	0	0.00%	0	0.00%
84	Returning Officer Ipswich West Pre-Poll	0	0.00%	0	0.00%	0	0.00%	0	0.00%	0	0.00%	0	0	0.00%	0	0.00%
85	Returning Officer Jordan Pre-Poll	0	0.00%	0	0.00%	1	50.00%	0	0.00%	1	50.00%	2	0	0.00%	2	0.01%
86	Returning Officer Keppel Pre-Poll	0	0.00%	0	0.00%	0	0.00%	0	0.00%	2	100.00%	2	0	0.00%	2	0.01%
87	Returning Officer Kurwongbah Pre-Poll	0	0.00%	1	20.00%	0	0.00%	1	20.00%	3	60.00%	5	0	0.00%	5	0.02%
88	Returning Officer Lockyer Pre-Poll	0	0.00%	0	0.00%	0	0.00%	0	0.00%	0	0.00%	0	0	0.00%	0	0.00%
89	Returning Officer Logan Pre-Poll	0	0.00%	0	0.00%	0	0.00%	0	0.00%	1	100.00%	1	0	0.00%	1	0.00%
90	Returning Officer Lytton Pre-Poll	0	0.00%	1	50.00%	1	50.00%	0	0.00%	0	0.00%	2	0	0.00%	2	0.01%
91	Returning Officer Macalister Pre-Poll	0	0.00%	0	0.00%	0	0.00%	0	0.00%	0	0.00%	0	0	0.00%	0	0.00%
92	Returning Officer Mackay Pre-Poll	0	0.00%	0	0.00%	0	0.00%	0	0.00%	0	0.00%	0	0	0.00%	0	0.00%
93	Returning Officer Maiwar Pre-Poll	0	0.00%	0	0.00%	0	0.00%	0	0.00%	0	0.00%	0	0	0.00%	0	0.00%
94	Returning Officer Mansfield Pre-Poll	0	0.00%	0	0.00%	0	0.00%	0	0.00%	0	0.00%	0	0	0.00%	0	0.00%
95	Returning Officer Maroochydore Pre-Poll	0	0.00%	0	0.00%	0	0.00%	0	0.00%	0	0.00%	0	0	0.00%	0	0.00%
96	Returning Officer Maryborough Pre-Poll	0	0.00%	3	75.00%	0	0.00%	0	0.00%	1	25.00%	4	0	0.00%	4	0.01%
97	Returning Officer Mcconnel Pre-Poll	0	0.00%	2	66.67%	0	0.00%	0	0.00%	1	33.33%	3	0	0.00%	3	0.01%
98	Returning Officer Mermaid Beach Pre-Poll	0	0.00%	1	50.00%	0	0.00%	1	50.00%	0	0.00%	2	0	0.00%	2	0.01%
99	Returning Officer Miller Pre-Poll	0	0.00%	1	100.00%	0	0.00%	0	0.00%	0	0.00%	1	0	0.00%	1	0.00%
100	Returning Officer Mirani Pre-Poll	0	0.00%	0	0.00%	0	0.00%	0	0.00%	0	0.00%	0	0	0.00%	0	0.00%
101	Returning Officer Moggill Pre-Poll	0	0.00%	0	0.00%	0	0.00%	0	0.00%	0	0.00%	0	0	0.00%	0	0.00%
102	Returning Officer Morayfield Pre-Poll	0	0.00%	0	0.00%	0	0.00%	0	0.00%	0	0.00%	0	0	0.00%	0	0.00%
103	Returning Officer Mount Ommaney Pre-Poll	0	0.00%	1	50.00%	0	0.00%	0	0.00%	1	50.00%	2	0	0.00%	2	0.01%
104	Returning Officer Mudgeeraba Pre-Poll	0	0.00%	1	100.00%	0	0.00%	0	0.00%	0	0.00%	1	0	0.00%	1	0.00%
105	Returning Officer Mulgrave Pre-Poll	0	0.00%	0	0.00%	0	0.00%	0	0.00%	0	0.00%	0	0	0.00%	0	0.00%
106	Returning Officer Mundingburra Pre-Poll	0	0.00%	0	0.00%	0	0.00%	0	0.00%	0	0.00%	0	0	0.00%	0	0.00%
107	Returning Officer Murrumba Pre-Poll	0	0.00%	1	100.00%	0	0.00%	0	0.00%	0	0.00%	1	1	50.00%	2	0.01%
108	Returning Officer Nanango Pre-Poll	0	0.00%	0	0.00%	1	33.33%	0	0.00%	2	66.67%	3	0	0.00%	3	0.01%
109	Returning Officer Nicklin Pre-Poll	6	10.71%	17	30.36%	7	12.50%	1	1.79%	25	44.64%	56	5	8.20%	61	0.20%
110	Returning Officer Ninderry Pre-Poll	2	10.53%	4	21.05%	2	10.53%	1	5.26%	10	52.63%	19	1	5.00%	20	0.07%
111	Returning Officer Noosa Pre-Poll	0	0.00%	0	0.00%	0	0.00%	0	0.00%	0	0.00%	0	0	0.00%	0	0.00%
112	Returning Officer Nudgee Pre-Poll	0	0.00%	0	0.00%	0	0.00%	0	0.00%	2	100.00%	2	0	0.00%	2	0.01%
113	Returning Officer Oodgeroo Pre-Poll	0	0.00%	0	0.00%	0	0.00%	0	0.00%	0	0.00%	0	0	0.00%	0	0.00%
114	Returning Officer Pine Rivers Pre-Poll	0	0.00%	2	100.00%	0	0.00%	0	0.00%	0	0.00%	2	0	0.00%	2	0.01%
115	Returning Officer Pumicestone Pre-Poll	1	25.00%	1	25.00%	0	0.00%	0	0.00%	2	50.00%	4	0	0.00%	4	0.01%
116	Returning Officer Redcliffe Pre-Poll	0	0.00%	0	0.00%	0	0.00%	0	0.00%	0	0.00%	0	0	0.00%	0	0.00%
117	Returning Officer Redlands Pre-Poll	0	0.00%	0	0.00%	1	100.00%	0	0.00%	0	0.00%	1	0	0.00%	1	0.00%
118	Returning Officer Rockhampton Pre-Poll	0	0.00%	0	0.00%	0	0.00%	1	100.00%	0	0.00%	1	0	0.00%	1	0.00%
119	Returning Officer Sandgate Pre-Poll	0	0.00%	1	33.33%	0	0.00%	0	0.00%	2	66.67%	3	0	0.00%	3	0.01%
120	Returning Officer Scenic Rim Pre-Poll	0	0.00%	0	0.00%	0	0.00%	0	0.00%	0	0.00%	0	0	0.00%	0	0.00%
121	Returning Officer South Brisbane Pre-Poll	0	0.00%	3	20.00%	3	20.00%	0	0.00%	9	60.00%	15	0	0.00%	15	0.05%
122	Returning Officer Southern Downs Pre-Poll	0	0.00%	1	25.00%	0	0.00%	0	0.00%	3	75.00%	4	0	0.00%	4	0.01%
123	Returning Officer Southport Pre-Poll	0	0.00%	0	0.00%	0	0.00%	0	0.00%	0	0.00%	0	0	0.00%	0	0.00%
124	Returning Officer Springwood Pre-Poll	0	0.00%	0	0.00%	0	0.00%	0	0.00%	1	100.00%	1	0	0.00%	1	0.00%
125	Returning Officer Stafford Pre-Poll	0	0.00%	1	50.00%	0	0.00%	0	0.00%	1	50.00%	2	0	0.00%	2	0.01%
126	Returning Officer Stretton Pre-Poll	0	0.00%	0	0.00%	0	0.00%	0	0.00%	0	0.00%	0	0	0.00%	0	0.00%
127	Returning Officer Surfers Paradise Pre-Poll	0	0.00%	1	100.00%	0	0.00%	0	0.00%	0	0.00%	1	1	50.00%	2	0.01%
128	Returning Officer Theodore Pre-Poll	1	100.00%	0	0.00%	0	0.00%	0	0.00%	0	0.00%	1	0	0.00%	1	0.00%
129	Returning Officer Thuringowa Pre-Poll	0	0.00%	0	0.00%	0	0.00%	0	0.00%	0	0.00%	0	0	0.00%	0	0.00%
130	Returning Officer Toohey Pre-Poll	0	0.00%	1	50.00%	0	0.00%	0	0.00%	1	50.00%	2	0	0.00%	2	0.01%
131	Returning Officer Toowoomba North Pre-Poll	0	0.00%	1	50.00%	0	0.00%	0	0.00%	1	50.00%	2	0	0.00%	2	0.01%
132	Returning Officer Toowoomba South Pre-Poll	0	0.00%	0	0.00%	2	100.00%	0	0.00%	0	0.00%	2	0	0.00%	2	0.01%
133	Returning Officer Townsville Pre-Poll	0	0.00%	0	0.00%	0	0.00%	0	0.00%	0	0.00%	0	0	0.00%	0	0.00%
134	Returning Officer Traeger Pre-Poll	0	0.00%	0	0.00%	0	0.00%	1	100.00%	0	0.00%	1	0	0.00%	1	0.00%
135	Returning Officer Warrego Pre-Poll	0	0.00%	0	0.00%	0	0.00%	0	0.00%	0	0.00%	0	0	0.00%	0	0.00%
136	Returning Officer Waterford Pre-Poll	0	0.00%	0	0.00%	0	0.00%	0	0.00%	0	0.00%	0	0	0.00%	0	0.00%
137	Returning Officer Whitsunday Pre-Poll	0	0.00%	0	0.00%	0	0.00%	0	0.00%	3	100.00%	3	0	0.00%	3	0.01%
138	Returning Officer Woodridge Pre-Poll	0	0.00%	2	100.00%	0	0.00%	0	0.00%	0	0.00%	2	0	0.00%	2	0.01%
	Polling Booth Totals	**1,229**	**5.02%**	**6,287**	**25.67%**	**2,566**	**10.48%**	**738**	**3.01%**	**13,673**	**55.82%**	**24,493**	**1,185**	**4.61%**	**25,678**	**83.92%**
	Postal, Special Postal, Unenrolled Votes	118	3.77%	714	22.80%	236	7.54%	81	2.59%	1,982	63.30%	3,131	240	7.12%	3,371	11.02%
	Pre-Poll (In Person) Absent Votes	17	12.41%	29	21.17%	25	18.25%	7	5.11%	59	43.07%	137	8	5.52%	145	0.47%
	Polling Day Absent Votes	98	8.07%	344	28.31%	214	17.61%	55	4.53%	504	41.48%	1,215	62	4.86%	1,277	4.17%
	Declared Institution Votes	7	10.29%	23	33.82%	6	8.82%	5	7.35%	27	39.71%	68	1	1.45%	69	0.23%
	Polling Day Declaration Votes	3	5.36%	18	32.14%	11	19.64%	1	1.79%	23	41.07%	56	3	5.08%	59	0.19%
	Uncertain Identity	0	0.00%	0	0.00%	0	0.00%	0	0.00%	0	0.00%	0	0	0.00%	0	0.00%
	Declaration and Pre-Poll Votes Totals	**243**	**5.27%**	**1,128**	**24.48%**	**492**	**10.68%**	**149**	**3.23%**	**2,595**	**56.33%**	**4,607**	**314**	**6.38%**	**4,921**	**16.08%**
	Total First Preference Votes	**1,472**	**5.06%**	**7,415**	**25.48%**	**3,058**	**10.51%**	**887**	**3.05%**	**16,268**	**55.90%**	**29,100**	**1,499**	**4.90%**	**30,599**	**100.00%**

Statistical Reports

Distribution of Preferences

Preference Distribution	JESSOP Michael Votes	%	MOSS Mark Votes	%	SPENDLOVE Annette Votes	%	DAVEY Jeremy Votes	%	* BLEIJIE Jarrod Votes	%	Votes remaining in count	Exhausted Votes	%	Total Formal Votes
First Preference Votes	1,472	5.06%	7,415	25.48%	3,058	10.51%	887	3.05%	16,268	55.90%	29,100			29,100
DAVEY Excluded (1st)	**459**	**51.75%**	**97**	**10.94%**	**115**	**12.97%**			**216**	**24.35%**	**887**	**0**	**0.00%**	**887**
Total	1,931	6.64%	7,512	25.81%	3,173	10.90%			16,484	56.65%	29,100	0	0.00%	29,100
JESSOP Excluded (2nd)			**677**	**35.06%**	**539**	**27.91%**			**715**	**37.03%**	**1,931**	**0**	**0.00%**	**1,931**
Total			8,189	28.14%	3,712	12.76%			17,199	59.10%	29,100	0	0.00%	29,100
SPENDLOVE Excluded (3rd)			**2,557**	**68.88%**					**1,155**	**31.12%**	**3,712**	**0**	**0.00%**	**3,712**
District Total			**10,746**	**36.93%**					**18,354**	**63.07%**	**29,100**	**0**	**0.00%**	**29,100**

*** Indicates the winner**

41 - Electoral District of Keppel

First Preference Votes Polled for each Candidate at each Polling Booth

Booth No.	Polling Booth	LOTH Matt ONP Votes	%	* LAUGA Brittany ALP Votes	%	MULLBRICK Clancy GRN Votes	%	BLUNDELL Peter LNP Votes	%	Total Formal Votes	Informal Votes	%	Total Votes	% of Total Votes
1	Berserker Street	27	20.15%	71	52.99%	10	7.46%	26	19.40%	134	5	3.60%	139	0.43%
2	Byfield	30	27.78%	35	32.41%	33	30.56%	10	9.26%	108	2	1.82%	110	0.34%
3	Cawarral	224	36.01%	250	40.19%	42	6.75%	106	17.04%	622	18	2.81%	640	2.00%
4	Emmaus	77	21.39%	191	53.06%	14	3.89%	78	21.67%	360	10	2.70%	370	1.16%
5	Emu Park	466	27.00%	771	44.67%	128	7.42%	361	20.92%	1,726	51	2.87%	1,777	5.55%
6	Farnborough	182	25.24%	261	36.20%	72	9.99%	206	28.57%	721	24	3.22%	745	2.33%
7	Frenchville	251	20.08%	630	50.40%	71	5.68%	298	23.84%	1,250	46	3.55%	1,296	4.05%
8	Glenmore	136	20.24%	363	54.02%	55	8.18%	118	17.56%	672	53	7.31%	725	2.27%
9	Keppel Sands	69	26.34%	127	48.47%	12	4.58%	54	20.61%	262	6	2.24%	268	0.84%
10	Lakes Creek	156	34.74%	177	39.42%	24	5.35%	92	20.49%	449	14	3.02%	463	1.45%
11	Mount Archer	286	23.46%	623	51.11%	86	7.05%	224	18.38%	1,219	75	5.80%	1,294	4.04%
12	Norman Road	351	18.17%	1,007	52.12%	101	5.23%	473	24.48%	1,932	75	3.74%	2,007	6.27%
13	North Rockhampton	114	19.00%	333	55.50%	42	7.00%	111	18.50%	600	27	4.31%	627	1.96%
14	Parkhurst	209	28.40%	359	48.78%	36	4.89%	132	17.93%	736	22	2.90%	758	2.37%
15	Taranganba	368	22.62%	639	39.27%	138	8.48%	482	29.63%	1,627	56	3.33%	1,683	5.26%
16	The Caves	89	37.08%	80	33.33%	13	5.42%	58	24.17%	240	18	6.98%	258	0.81%
17	Yeppoon	410	23.81%	668	38.79%	219	12.72%	425	24.68%	1,722	63	3.53%	1,785	5.58%
18	Yeppoon North	134	20.21%	257	38.76%	82	12.37%	190	28.66%	663	18	2.64%	681	2.13%
19	Brisbane CBD All-Districts Centre	0	0.00%	4	50.00%	2	25.00%	2	25.00%	8	0	0.00%	8	0.03%
20	Bundaberg All-Districts Centre	0	0.00%	0	0.00%	0	0.00%	0	0.00%	0	0	0.00%	0	0.00%
21	Burleigh All-Districts Centre	0	0.00%	0	0.00%	0	0.00%	0	0.00%	0	0	0.00%	0	0.00%
22	Cairns All-Districts Centre	0	0.00%	1	100.00%	0	0.00%	0	0.00%	1	0	0.00%	1	0.00%
23	East Brisbane All-Districts Centre	0	0.00%	2	100.00%	0	0.00%	0	0.00%	2	0	0.00%	2	0.01%
24	Hervey Bay All-Districts Centre	0	0.00%	0	0.00%	0	0.00%	0	0.00%	0	0	0.00%	0	0.00%
25	Mackay All-Districts Centre	0	0.00%	0	0.00%	0	0.00%	0	0.00%	0	1	0.00%	1	0.00%
26	Maroochydore All-Districts Centre	0	0.00%	2	100.00%	0	0.00%	0	0.00%	2	0	0.00%	2	0.01%
27	Morayfield All-Districts Centre	1	100.00%	0	0.00%	0	0.00%	0	0.00%	1	0	0.00%	1	0.00%
28	Noosa All-Districts Centre	0	0.00%	0	0.00%	0	0.00%	0	0.00%	0	0	0.00%	0	0.00%
29	Oodgeroo All-Districts Centre	0	0.00%	0	0.00%	0	0.00%	0	0.00%	0	0	0.00%	0	0.00%
30	Redcliffe All-Districts Centre	0	0.00%	0	0.00%	0	0.00%	0	0.00%	0	0	0.00%	0	0.00%
31	Southport All-Districts Centre	0	0.00%	0	0.00%	0	0.00%	0	0.00%	0	0	0.00%	0	0.00%
32	Telephone Voting	2	66.67%	1	33.33%	0	0.00%	0	0.00%	3	0	0.00%	3	0.01%
33	Townsville All-Districts Centre	0	0.00%	2	100.00%	0	0.00%	0	0.00%	2	0	0.00%	2	0.01%
34	Vulture Street All-Districts Centre	0	0.00%	0	0.00%	0	0.00%	0	0.00%	0	0	0.00%	0	0.00%
35	Woolloongabba All-Districts Centre	0	0.00%	0	0.00%	0	0.00%	0	0.00%	0	0	0.00%	0	0.00%
36	Brisbane CBD All-Districts Centre Pre-Poll	8	24.24%	11	33.33%	6	18.18%	8	24.24%	33	0	0.00%	33	0.10%
37	Bundaberg All-Districts Centre Pre-Poll	1	9.09%	6	54.55%	1	9.09%	3	27.27%	11	0	0.00%	11	0.03%
38	Burleigh All-Districts Centre Pre-Poll	0	0.00%	6	46.15%	1	7.69%	6	46.15%	13	0	0.00%	13	0.04%
39	Cairns All-Districts Centre Pre-Poll	0	0.00%	2	66.67%	1	33.33%	0	0.00%	3	0	0.00%	3	0.01%
40	Electoral Visit	29	16.57%	79	45.14%	11	6.29%	56	32.00%	175	9	4.89%	184	0.58%
41	Hervey Bay All-Districts Centre Pre-poll	2	28.57%	3	42.86%	0	0.00%	2	28.57%	7	0	0.00%	7	0.02%
42	Mackay All-Districts Centre Pre-Poll	9	40.91%	10	45.45%	2	9.09%	1	4.55%	22	0	0.00%	22	0.07%
43	Maroochydore All-Districts Centre Pre-Poll	1	16.67%	3	50.00%	0	0.00%	2	33.33%	6	0	0.00%	6	0.02%
44	Morayfield All-Districts Centre Pre-poll	1	33.33%	1	33.33%	1	33.33%	0	0.00%	3	0	0.00%	3	0.01%
45	Noosa All-Districts Centre Pre-Poll	0	0.00%	2	100.00%	0	0.00%	0	0.00%	2	0	0.00%	2	0.01%
46	Oodgeroo All-Districts Centre Pre-Poll	0	0.00%	0	0.00%	0	0.00%	0	0.00%	0	0	0.00%	0	0.00%
47	Redcliffe All-Districts Centre Pre-Poll	2	40.00%	0	0.00%	1	20.00%	2	40.00%	5	1	16.67%	6	0.02%
48	Southport All-Districts Centre Pre-Poll	1	33.33%	0	0.00%	0	0.00%	2	66.67%	3	1	25.00%	4	0.01%
49	Telephone Voting - Pre-poll	1	33.33%	0	0.00%	2	66.67%	0	0.00%	3	0	0.00%	3	0.01%
50	Townsville All-Districts Centre Pre-Poll	4	26.67%	6	40.00%	2	13.33%	3	20.00%	15	0	0.00%	15	0.05%
51	eAssist - Coorparoo Pre-Poll	0	0.00%	0	0.00%	0	0.00%	0	0.00%	0	0	0.00%	0	0.00%
52	Returning Officer Keppel Pre-Poll	2,340	28.44%	3,059	37.18%	437	5.31%	2,392	29.07%	8,228	201	2.38%	8,429	26.34%
53	Returning Officer Algester Pre-Poll	0	0.00%	0	0.00%	0	0.00%	0	0.00%	0	0	0.00%	0	0.00%
54	Returning Officer Aspley Pre-Poll	2	100.00%	0	0.00%	0	0.00%	0	0.00%	2	0	0.00%	2	0.01%
55	Returning Officer Bancroft Pre-Poll	0	0.00%	0	0.00%	0	0.00%	0	0.00%	0	0	0.00%	0	0.00%
56	Returning Officer Barron River Pre-Poll	3	100.00%	0	0.00%	0	0.00%	0	0.00%	3	0	0.00%	3	0.01%
57	Returning Officer Bonney Pre-Poll	0	0.00%	1	100.00%	0	0.00%	0	0.00%	1	0	0.00%	1	0.00%
58	Returning Officer Broadwater Pre-Poll	0	0.00%	0	0.00%	0	0.00%	0	0.00%	0	0	0.00%	0	0.00%
59	Returning Officer Buderim Pre-Poll	0	0.00%	1	100.00%	0	0.00%	0	0.00%	1	0	0.00%	1	0.00%
60	Returning Officer Bulimba Pre-Poll	1	50.00%	0	0.00%	0	0.00%	1	50.00%	2	0	0.00%	2	0.01%
61	Returning Officer Bundaberg Pre-Poll	0	0.00%	0	0.00%	0	0.00%	0	0.00%	0	0	0.00%	0	0.00%
62	Returning Officer Bundamba Pre-Poll	1	100.00%	0	0.00%	0	0.00%	0	0.00%	1	0	0.00%	1	0.00%

63	Returning Officer Burdekin Pre-Poll	2	100.00%	0	0.00%	0	0.00%	0	0.00%	2	0	0.00%	2	0.01%
64	Returning Officer Burleigh Pre-Poll	0	0.00%	0	0.00%	0	0.00%	0	0.00%	0	0	0.00%	0	0.00%
65	Returning Officer Burnett Pre-Poll	0	0.00%	0	0.00%	0	0.00%	0	0.00%	0	0	0.00%	0	0.00%
66	Returning Officer Cairns Pre-Poll	0	0.00%	0	0.00%	0	0.00%	0	0.00%	0	0	0.00%	0	0.00%
67	Returning Officer Callide Pre-Poll	0	0.00%	0	0.00%	0	0.00%	0	0.00%	0	0	0.00%	0	0.00%
68	Returning Officer Caloundra Pre-Poll	1	50.00%	0	0.00%	0	0.00%	1	50.00%	2	0	0.00%	2	0.01%
69	Returning Officer Capalaba Pre-Poll	0	0.00%	0	0.00%	0	0.00%	0	0.00%	0	0	0.00%	0	0.00%
70	Returning Officer Chatsworth Pre-Poll	0	0.00%	1	50.00%	0	0.00%	1	50.00%	2	0	0.00%	2	0.01%
71	Returning Officer Clayfield Pre-Poll	0	0.00%	1	100.00%	0	0.00%	0	0.00%	1	0	0.00%	1	0.00%
72	Returning Officer Condamine Pre-Poll	0	0.00%	0	0.00%	0	0.00%	0	0.00%	0	0	0.00%	0	0.00%
73	Returning Officer Cook Pre-Poll	2	100.00%	0	0.00%	0	0.00%	0	0.00%	2	0	0.00%	2	0.01%
74	Returning Officer Coomera Pre-Poll	0	0.00%	0	0.00%	0	0.00%	0	0.00%	0	0	0.00%	0	0.00%
75	Returning Officer Cooper Pre-Poll	0	0.00%	0	0.00%	0	0.00%	0	0.00%	0	0	0.00%	0	0.00%
76	Returning Officer Currumbin Pre-Poll	1	100.00%	0	0.00%	0	0.00%	0	0.00%	1	0	0.00%	1	0.00%
77	Returning Officer Everton Pre-Poll	0	0.00%	0	0.00%	0	0.00%	0	0.00%	0	0	0.00%	0	0.00%
78	Returning Officer Ferny Grove Pre-Poll	0	0.00%	2	100.00%	0	0.00%	0	0.00%	2	0	0.00%	2	0.01%
79	Returning Officer Gaven Pre-Poll	0	0.00%	0	0.00%	0	0.00%	0	0.00%	0	0	0.00%	0	0.00%
80	Returning Officer Gladstone Pre-Poll	4	19.05%	14	66.67%	0	0.00%	3	14.29%	21	3	12.50%	24	0.08%
81	Returning Officer Glass House Pre-Poll	1	50.00%	0	0.00%	0	0.00%	1	50.00%	2	0	0.00%	2	0.01%
82	Returning Officer Greenslopes Pre-Poll	0	0.00%	2	40.00%	1	20.00%	2	40.00%	5	0	0.00%	5	0.02%
83	Returning Officer Gregory Pre-Poll	0	0.00%	1	50.00%	1	50.00%	0	0.00%	2	0	0.00%	2	0.01%
84	Returning Officer Gympie Pre-Poll	3	75.00%	1	25.00%	0	0.00%	0	0.00%	4	0	0.00%	4	0.01%
85	Returning Officer Hervey Bay Pre-Poll	0	0.00%	0	0.00%	0	0.00%	0	0.00%	0	0	0.00%	0	0.00%
86	Returning Officer Hill Pre-Poll	0	0.00%	2	100.00%	0	0.00%	0	0.00%	2	0	0.00%	2	0.01%
87	Returning Officer Hinchinbrook Pre-Poll	1	100.00%	0	0.00%	0	0.00%	0	0.00%	1	0	0.00%	1	0.00%
88	Returning Officer Inala Pre-Poll	0	0.00%	0	0.00%	0	0.00%	1	100.00%	1	0	0.00%	1	0.00%
89	Returning Officer Ipswich Pre-Poll	0	0.00%	0	0.00%	0	0.00%	0	0.00%	0	0	0.00%	0	0.00%
90	Returning Officer Ipswich West Pre-Poll	0	0.00%	0	0.00%	0	0.00%	0	0.00%	0	0	0.00%	0	0.00%
91	Returning Officer Jordan Pre-Poll	0	0.00%	0	0.00%	0	0.00%	1	100.00%	1	0	0.00%	1	0.00%
92	Returning Officer Kawana Pre-Poll	2	50.00%	2	50.00%	0	0.00%	0	0.00%	4	0	0.00%	4	0.01%
93	Returning Officer Kurwongbah Pre-Poll	0	0.00%	0	0.00%	0	0.00%	0	0.00%	0	0	0.00%	0	0.00%
94	Returning Officer Lockyer Pre-Poll	0	0.00%	0	0.00%	1	100.00%	0	0.00%	1	0	0.00%	1	0.00%
95	Returning Officer Logan Pre-Poll	1	100.00%	0	0.00%	0	0.00%	0	0.00%	1	0	0.00%	1	0.00%
96	Returning Officer Lytton Pre-Poll	1	50.00%	1	50.00%	0	0.00%	0	0.00%	2	0	0.00%	2	0.01%
97	Returning Officer Macalister Pre-Poll	0	0.00%	0	0.00%	0	0.00%	0	0.00%	0	0	0.00%	0	0.00%
98	Returning Officer Mackay Pre-Poll	0	0.00%	0	0.00%	0	0.00%	0	0.00%	0	0	0.00%	0	0.00%
99	Returning Officer Maiwar Pre-Poll	0	0.00%	0	0.00%	1	100.00%	0	0.00%	1	0	0.00%	1	0.00%
100	Returning Officer Mansfield Pre-Poll	1	33.33%	2	66.67%	0	0.00%	0	0.00%	3	0	0.00%	3	0.01%
101	Returning Officer Maroochydore Pre-Poll	0	0.00%	0	0.00%	0	0.00%	0	0.00%	0	0	0.00%	0	0.00%
102	Returning Officer Maryborough Pre-Poll	1	25.00%	2	50.00%	1	25.00%	0	0.00%	4	0	0.00%	4	0.01%
103	Returning Officer Mcconnel Pre-Poll	0	0.00%	1	33.33%	1	33.33%	1	33.33%	3	0	0.00%	3	0.01%
104	Returning Officer Mermaid Beach Pre-Poll	0	0.00%	1	50.00%	0	0.00%	1	50.00%	2	0	0.00%	2	0.01%
105	Returning Officer Miller Pre-Poll	0	0.00%	0	0.00%	0	0.00%	0	0.00%	0	0	0.00%	0	0.00%
106	Returning Officer Mirani Pre-Poll	1	33.33%	0	0.00%	2	66.67%	0	0.00%	3	0	0.00%	3	0.01%
107	Returning Officer Moggill Pre-Poll	0	0.00%	0	0.00%	0	0.00%	3	100.00%	3	0	0.00%	3	0.01%
108	Returning Officer Morayfield Pre-Poll	0	0.00%	0	0.00%	0	0.00%	0	0.00%	0	0	0.00%	0	0.00%
109	Returning Officer Mount Ommaney Pre-Poll	1	100.00%	0	0.00%	0	0.00%	0	0.00%	1	0	0.00%	1	0.00%
110	Returning Officer Mudgeeraba Pre-Poll	0	0.00%	0	0.00%	0	0.00%	0	0.00%	0	0	0.00%	0	0.00%
111	Returning Officer Mulgrave Pre-Poll	1	100.00%	0	0.00%	0	0.00%	0	0.00%	1	0	0.00%	1	0.00%
112	Returning Officer Mundingburra Pre-Poll	0	0.00%	0	0.00%	0	0.00%	0	0.00%	0	0	0.00%	0	0.00%
113	Returning Officer Murrumba Pre-Poll	0	0.00%	1	50.00%	0	0.00%	1	50.00%	2	0	0.00%	2	0.01%
114	Returning Officer Nanango Pre-Poll	0	0.00%	0	0.00%	0	0.00%	0	0.00%	0	0	0.00%	0	0.00%
115	Returning Officer Nicklin Pre-Poll	1	20.00%	2	40.00%	0	0.00%	2	40.00%	5	0	0.00%	5	0.02%
116	Returning Officer Ninderry Pre-Poll	0	0.00%	0	0.00%	0	0.00%	0	0.00%	0	0	0.00%	0	0.00%
117	Returning Officer Noosa Pre-Poll	0	0.00%	0	0.00%	0	0.00%	0	0.00%	0	0	0.00%	0	0.00%
118	Returning Officer Nudgee Pre-Poll	0	0.00%	0	0.00%	0	0.00%	0	0.00%	0	0	0.00%	0	0.00%
119	Returning Officer Oodgeroo Pre-Poll	0	0.00%	0	0.00%	0	0.00%	0	0.00%	0	0	0.00%	0	0.00%
120	Returning Officer Pine Rivers Pre-Poll	0	0.00%	1	100.00%	0	0.00%	0	0.00%	1	1	50.00%	2	0.01%
121	Returning Officer Pumicestone Pre-Poll	1	33.33%	1	33.33%	0	0.00%	1	33.33%	3	0	0.00%	3	0.01%
122	Returning Officer Redcliffe Pre-Poll	0	0.00%	0	0.00%	0	0.00%	0	0.00%	0	0	0.00%	0	0.00%
123	Returning Officer Redlands Pre-Poll	0	0.00%	1	50.00%	0	0.00%	1	50.00%	2	0	0.00%	2	0.01%
124	Returning Officer Rockhampton Pre-Poll	838	23.32%	1,712	47.65%	145	4.04%	898	24.99%	3,593	117	3.15%	3,710	11.59%
125	Returning Officer Sandgate Pre-Poll	1	50.00%	1	50.00%	0	0.00%	0	0.00%	2	0	0.00%	2	0.01%
126	Returning Officer Scenic Rim Pre-Poll	1	50.00%	0	0.00%	0	0.00%	1	50.00%	2	0	0.00%	2	0.01%
127	Returning Officer South Brisbane Pre-Poll	1	33.33%	0	0.00%	1	33.33%	1	33.33%	3	0	0.00%	3	0.01%
128	Returning Officer Southern Downs Pre-Poll	1	25.00%	2	50.00%	0	0.00%	1	25.00%	4	0	0.00%	4	0.01%
129	Returning Officer Southport Pre-Poll	0	0.00%	0	0.00%	0	0.00%	0	0.00%	0	0	0.00%	0	0.00%
130	Returning Officer Springwood Pre-Poll	0	0.00%	0	0.00%	0	0.00%	1	100.00%	1	0	0.00%	1	0.00%
131	Returning Officer Stafford Pre-Poll	0	0.00%	2	66.67%	0	0.00%	1	33.33%	3	0	0.00%	3	0.01%
132	Returning Officer Stretton Pre-Poll	0	0.00%	0	0.00%	0	0.00%	0	0.00%	0	0	0.00%	0	0.00%
133	Returning Officer Surfers Paradise Pre-Poll	0	0.00%	0	0.00%	0	0.00%	2	100.00%	2	1	33.33%	3	0.01%

134	Returning Officer Theodore Pre-Poll	0	0.00%	0	0.00%	0	0.00%	0	0.00%	0	0	0.00%	0	0.00%
135	Returning Officer Thuringowa Pre-Poll	0	0.00%	0	0.00%	0	0.00%	0	0.00%	0	0	0.00%	0	0.00%
136	Returning Officer Toohey Pre-Poll	0	0.00%	0	0.00%	0	0.00%	0	0.00%	0	1	0.00%	1	0.00%
137	Returning Officer Toowoomba North Pre-Poll	0	0.00%	0	0.00%	0	0.00%	0	0.00%	0	0	0.00%	0	0.00%
138	Returning Officer Toowoomba South Pre-Poll	0	0.00%	0	0.00%	0	0.00%	0	0.00%	0	0	0.00%	0	0.00%
139	Returning Officer Townsville Pre-Poll	0	0.00%	0	0.00%	0	0.00%	0	0.00%	0	0	0.00%	0	0.00%
140	Returning Officer Traeger Pre-Poll	1	33.33%	2	66.67%	0	0.00%	0	0.00%	3	0	0.00%	3	0.01%
141	Returning Officer Warrego Pre-Poll	0	0.00%	0	0.00%	0	0.00%	0	0.00%	0	0	0.00%	0	0.00%
142	Returning Officer Waterford Pre-Poll	0	0.00%	0	0.00%	0	0.00%	0	0.00%	0	0	0.00%	0	0.00%
143	Returning Officer Whitsunday Pre-Poll	2	50.00%	0	0.00%	1	25.00%	1	25.00%	4	0	0.00%	4	0.01%
144	Returning Officer Woodridge Pre-Poll	2	100.00%	0	0.00%	0	0.00%	0	0.00%	2	0	0.00%	2	0.01%
	Polling Booth Totals	**6,861**	**25.12%**	**11,802**	**43.21%**	**1,800**	**6.59%**	**6,850**	**25.08%**	**27,313**	**919**	**3.26%**	**28,232**	**88.23%**
	Postal, Special Postal, Unenrolled Votes	538	25.53%	925	43.90%	104	4.94%	540	25.63%	2,107	120	5.39%	2,227	6.96%
	Pre-Poll (In Person) Absent Votes	87	37.50%	70	30.17%	15	6.47%	60	25.86%	232	15	6.07%	247	0.77%
	Polling Day Absent Votes	351	31.34%	447	39.91%	107	9.55%	215	19.20%	1,120	44	3.78%	1,164	3.64%
	Declared Institution Votes	16	28.07%	24	42.11%	4	7.02%	13	22.81%	57	0	0.00%	57	0.18%
	Polling Day Declaration Votes	12	17.14%	36	51.43%	9	12.86%	13	18.57%	70	0	0.00%	70	0.22%
	Uncertain Identity	0	0.00%	0	0.00%	0	0.00%	0	0.00%	0	0	0.00%	0	0.00%
	Declaration and Pre-Poll Votes Totals	**1,004**	**28.00%**	**1,502**	**41.89%**	**239**	**6.66%**	**841**	**23.45%**	**3,586**	**179**	**4.75%**	**3,765**	**11.77%**
	Total First Preference Votes	**7,865**	**25.45%**	**13,304**	**43.06%**	**2,039**	**6.60%**	**7,691**	**24.89%**	**30,899**	**1,098**	**3.43%**	**31,997**	**100.00%**

Distribution of Preferences

	LOTH Matt		* LAUGA Brittany		MULLBRICK Clancy		BLUNDELL Peter		Votes remaining in count	Exhausted		Total Formal Votes
Preference Distribution	**Votes**	**%**	**Votes**	**%**	**Votes**	**%**	**Votes**	**%**		**Votes**	**%**	
First Preference Votes	7,865	25.45%	13,304	43.06%	2,039	6.60%	7,691	24.89%	30,899			30,899
MULLBRICK Excluded (1st)	**364**	**17.85%**	**1,328**	**65.13%**			**347**	**17.02%**	**2,039**	**0**	**0.00%**	**2,039**
Total	8,229	26.63%	14,632	47.35%			8,038	26.01%	30,899	0	0.00%	30,899
BLUNDELL Excluded (2nd)	**6,251**	**77.77%**	**1,787**	**22.23%**					**8,038**	**0**	**0.00%**	**8,038**
District Total	**14,480**	**46.86%**	**16,419**	**53.14%**					**30,899**	**0**	**0.00%**	**30,899**

*** Indicates the winner**

42 - Electoral District of Kurwongbah

First Preference Votes Polled for each Candidate at each Polling Booth

Booth No.	Polling Booth	HADDOCK Karen ONP Votes	%	COOK Allan LNP Votes	%	DOHERTY Rachel GRN Votes	%	* KING Shane ALP Votes	%	PROHASKA Thor Votes	%	Total Formal Votes	Informal Votes	%	Total Votes	% of Total Votes
1	Bray Park	62	18.13%	67	19.59%	29	8.48%	159	46.49%	25	7.31%	342	23	6.30%	365	1.18%
2	Bray Park High	77	18.69%	92	22.33%	25	6.07%	185	44.90%	33	8.01%	412	30	6.79%	442	1.43%
3	Burpengary	292	24.39%	213	17.79%	116	9.69%	517	43.19%	59	4.93%	1,197	79	6.19%	1,276	4.12%
4	Burpengary Meadows	47	22.27%	52	24.64%	20	9.48%	85	40.28%	7	3.32%	211	12	5.38%	223	0.72%
5	Burpengary North	258	23.41%	268	24.32%	84	7.62%	444	40.29%	48	4.36%	1,102	57	4.92%	1,159	3.74%
6	Burpengary South	304	26.83%	246	21.71%	96	8.47%	432	38.13%	55	4.85%	1,133	51	4.31%	1,184	3.82%
7	Kallangur	56	23.73%	48	20.34%	22	9.32%	100	42.37%	10	4.24%	236	12	4.84%	248	0.80%
8	Kallangur East	17	19.54%	21	24.14%	9	10.34%	36	41.38%	4	4.60%	87	6	6.45%	93	0.30%
9	Kurwongbah	342	18.99%	414	22.99%	184	10.22%	786	43.64%	75	4.16%	1,801	74	3.95%	1,875	6.05%
10	Lawnton	242	16.34%	282	19.04%	163	11.01%	700	47.27%	94	6.35%	1,481	78	5.00%	1,559	5.03%
11	Morayfield East	33	24.81%	28	21.05%	14	10.53%	53	39.85%	5	3.76%	133	7	5.00%	140	0.45%
12	Narangba	412	22.45%	427	23.27%	187	10.19%	751	40.93%	58	3.16%	1,835	68	3.57%	1,903	6.14%
13	Narangba Valley	642	20.12%	795	24.91%	279	8.74%	1,371	42.96%	104	3.26%	3,191	141	4.23%	3,332	10.75%
14	Petrie	309	16.96%	490	26.89%	175	9.60%	772	42.37%	76	4.17%	1,822	53	2.83%	1,875	6.05%
15	Strathpine	24	24.00%	17	17.00%	9	9.00%	42	42.00%	8	8.00%	100	7	6.54%	107	0.35%
16	Warner	208	16.72%	371	29.82%	108	8.68%	486	39.07%	71	5.71%	1,244	68	5.18%	1,312	4.23%
17	Brisbane CBD All-Districts Centre	2	12.50%	2	12.50%	2	12.50%	8	50.00%	2	12.50%	16	2	11.11%	18	0.06%
18	Bundaberg All-Districts Centre	0	0.00%	1	100.00%	0	0.00%	0	0.00%	0	0.00%	1	0	0.00%	1	0.00%
19	Burleigh All-Districts Centre	0	0.00%	0	0.00%	0	0.00%	0	0.00%	0	0.00%	0	1	0.00%	1	0.00%
20	Cairns All-Districts Centre	0	0.00%	0	0.00%	0	0.00%	0	0.00%	0	0.00%	0	1	0.00%	1	0.00%
21	East Brisbane All-Districts Centre	1	20.00%	1	20.00%	1	20.00%	2	40.00%	0	0.00%	5	0	0.00%	5	0.02%
22	Hervey Bay All-Districts Centre	0	0.00%	0	0.00%	0	0.00%	0	0.00%	0	0.00%	0	0	0.00%	0	0.00%
23	Mackay All-Districts Centre	0	0.00%	0	0.00%	0	0.00%	0	0.00%	0	0.00%	0	0	0.00%	0	0.00%
24	Maroochydore All-Districts Centre	0	0.00%	0	0.00%	0	0.00%	1	100.00%	0	0.00%	1	0	0.00%	1	0.00%
25	Morayfield All-Districts Centre	13	31.71%	4	9.76%	4	9.76%	19	46.34%	1	2.44%	41	1	2.38%	42	0.14%
26	Noosa All-Districts Centre	0	0.00%	0	0.00%	1	25.00%	3	75.00%	0	0.00%	4	0	0.00%	4	0.01%
27	Oodgeroo All-Districts Centre	0	0.00%	0	0.00%	0	0.00%	0	0.00%	0	0.00%	0	0	0.00%	0	0.00%
28	Redcliffe All-Districts Centre	1	16.67%	3	50.00%	0	0.00%	1	16.67%	1	16.67%	6	3	33.33%	9	0.03%
29	Southport All-Districts Centre	0	0.00%	0	0.00%	1	100.00%	0	0.00%	0	0.00%	1	0	0.00%	1	0.00%
30	Telephone Voting	0	0.00%	0	0.00%	0	0.00%	2	100.00%	0	0.00%	2	0	0.00%	2	0.01%
31	Townsville All-Districts Centre	0	0.00%	0	0.00%	0	0.00%	0	0.00%	0	0.00%	0	0	0.00%	0	0.00%
32	Vulture Street All-Districts Centre	0	0.00%	0	0.00%	0	0.00%	1	100.00%	0	0.00%	1	0	0.00%	1	0.00%
33	Woolloongabba All-Districts Centre	0	0.00%	2	66.67%	1	33.33%	0	0.00%	0	0.00%	3	0	0.00%	3	0.01%
34	Brisbane CBD All-Districts Centre Pre-Poll	20	8.37%	47	19.67%	39	16.32%	120	50.21%	13	5.44%	239	5	2.05%	244	0.79%
35	Bundaberg All-Districts Centre Pre-Poll	7	63.64%	1	9.09%	0	0.00%	3	27.27%	0	0.00%	11	0	0.00%	11	0.04%
36	Burleigh All-Districts Centre Pre-Poll	1	33.33%	0	0.00%	1	33.33%	1	33.33%	0	0.00%	3	0	0.00%	3	0.01%
37	Cairns All-Districts Centre Pre-Poll	1	50.00%	0	0.00%	1	50.00%	0	0.00%	0	0.00%	2	1	33.33%	3	0.01%
38	Electoral Visit	2	7.14%	14	50.00%	1	3.57%	11	39.29%	0	0.00%	28	2	6.67%	30	0.10%
39	Hervey Bay All-Districts Centre Pre-poll	1	100.00%	0	0.00%	0	0.00%	0	0.00%	0	0.00%	1	0	0.00%	1	0.00%
40	Mackay All-Districts Centre Pre-Poll	0	0.00%	0	0.00%	1	25.00%	3	75.00%	0	0.00%	4	0	0.00%	4	0.01%
41	Maroochydore All-Districts Centre Pre-Poll	1	9.09%	1	9.09%	1	9.09%	8	72.73%	0	0.00%	11	1	8.33%	12	0.04%
42	Morayfield All-Districts Centre Pre-poll	280	27.32%	257	25.07%	61	5.95%	400	39.02%	27	2.63%	1,025	29	2.75%	1,054	3.40%
43	Noosa All-Districts Centre Pre-Poll	1	50.00%	1	50.00%	0	0.00%	0	0.00%	0	0.00%	2	1	33.33%	3	0.01%
44	Oodgeroo All-Districts Centre Pre-Poll	1	33.33%	1	33.33%	0	0.00%	1	33.33%	0	0.00%	3	0	0.00%	3	0.01%
45	Redcliffe All-Districts Centre Pre-Poll	38	26.76%	42	29.58%	16	11.27%	43	30.28%	3	2.11%	142	3	2.07%	145	0.47%
46	Southport All-Districts Centre Pre-Poll	2	28.57%	2	28.57%	1	14.29%	2	28.57%	0	0.00%	7	0	0.00%	7	0.02%
47	Telephone Voting - Pre-poll	2	33.33%	0	0.00%	0	0.00%	2	33.33%	2	33.33%	6	0	0.00%	6	0.02%
48	Townsville All-Districts Centre Pre-Poll	0	0.00%	2	40.00%	0	0.00%	3	60.00%	0	0.00%	5	0	0.00%	5	0.02%
49	eAssist - Coorparoo Pre-Poll	0	0.00%	0	0.00%	0	0.00%	0	0.00%	0	0.00%	0	0	0.00%	0	0.00%
50	Returning Officer Kurwongbah Pre-Poll	936	25.78%	880	24.24%	178	4.90%	1,543	42.50%	94	2.59%	3,631	137	3.64%	3,768	12.16%
51	Returning Officer Algester Pre-Poll	0	0.00%	0	0.00%	0	0.00%	0	0.00%	0	0.00%	0	0	0.00%	0	0.00%
52	Returning Officer Aspley Pre-Poll	4	19.05%	7	33.33%	1	4.76%	8	38.10%	1	4.76%	21	2	8.70%	23	0.07%
53	Returning Officer Bancroft Pre-Poll	18	33.96%	11	20.75%	4	7.55%	19	35.85%	1	1.89%	53	4	7.02%	57	0.18%
54	Returning Officer Barron River Pre-Poll	0	0.00%	0	0.00%	0	0.00%	0	0.00%	0	0.00%	0	0	0.00%	0	0.00%
55	Returning Officer Bonney Pre-Poll	0	0.00%	0	0.00%	0	0.00%	0	0.00%	0	0.00%	0	0	0.00%	0	0.00%
56	Returning Officer Broadwater Pre-Poll	0	0.00%	0	0.00%	0	0.00%	1	100.00%	0	0.00%	1	0	0.00%	1	0.00%
57	Returning Officer Buderim Pre-Poll	1	20.00%	2	40.00%	0	0.00%	2	40.00%	0	0.00%	5	0	0.00%	5	0.02%
58	Returning Officer Bulimba Pre-Poll	0	0.00%	0	0.00%	0	0.00%	0	0.00%	0	0.00%	0	0	0.00%	0	0.00%
59	Returning Officer Bundaberg Pre-Poll	0	0.00%	0	0.00%	0	0.00%	0	0.00%	0	0.00%	0	0	0.00%	0	0.00%
60	Returning Officer Bundamba Pre-Poll	0	0.00%	0	0.00%	0	0.00%	0	0.00%	0	0.00%	0	0	0.00%	0	0.00%
61	Returning Officer Burdekin Pre-Poll	0	0.00%	1	100.00%	0	0.00%	0	0.00%	0	0.00%	1	0	0.00%	1	0.00%
62	Returning Officer Burleigh Pre-Poll	0	0.00%	0	0.00%	0	0.00%	0	0.00%	0	0.00%	0	0	0.00%	0	0.00%
63	Returning Officer Burnett Pre-Poll	0	0.00%	0	0.00%	0	0.00%	0	0.00%	0	0.00%	0	0	0.00%	0	0.00%
64	Returning Officer Cairns Pre-Poll	0	0.00%	0	0.00%	0	0.00%	0	0.00%	0	0.00%	0	0	0.00%	0	0.00%
65	Returning Officer Callide Pre-Poll	0	0.00%	0	0.00%	0	0.00%	0	0.00%	0	0.00%	0	0	0.00%	0	0.00%
66	Returning Officer Caloundra Pre-Poll	1	11.11%	3	33.33%	1	11.11%	4	44.44%	0	0.00%	9	0	0.00%	9	0.03%
67	Returning Officer Capalaba Pre-Poll	0	0.00%	0	0.00%	0	0.00%	0	0.00%	0	0.00%	0	0	0.00%	0	0.00%
68	Returning Officer Chatsworth Pre-Poll	0	0.00%	0	0.00%	0	0.00%	0	0.00%	0	0.00%	0	0	0.00%	0	0.00%
69	Returning Officer Clayfield Pre-Poll	4	22.22%	4	22.22%	1	5.56%	9	50.00%	0	0.00%	18	1	5.26%	19	0.06%
70	Returning Officer Condamine Pre-Poll	0	0.00%	0	0.00%	0	0.00%	0	0.00%	0	0.00%	0	0	0.00%	0	0.00%

71	Returning Officer Cook Pre-Poll	0	0.00%	0	0.00%	0	0.00%	0	0.00%	0	0.00%	0	0	0.00%	0	0.00%
72	Returning Officer Coomera Pre-Poll	0	0.00%	0	0.00%	0	0.00%	0	0.00%	0	0.00%	0	0	0.00%	0	0.00%
73	Returning Officer Cooper Pre-Poll	1	12.50%	0	0.00%	1	12.50%	6	75.00%	0	0.00%	8	1	11.11%	9	0.03%
74	Returning Officer Currumbin Pre-Poll	2	50.00%	2	50.00%	0	0.00%	0	0.00%	0	0.00%	4	0	0.00%	4	0.01%
75	Returning Officer Everton Pre-Poll	1	9.09%	1	9.09%	4	36.36%	4	36.36%	1	9.09%	11	0	0.00%	11	0.04%
76	Returning Officer Ferny Grove Pre-Poll	0	0.00%	2	25.00%	2	25.00%	4	50.00%	0	0.00%	8	0	0.00%	8	0.03%
77	Returning Officer Gaven Pre-Poll	0	0.00%	0	0.00%	0	0.00%	0	0.00%	0	0.00%	0	0	0.00%	0	0.00%
78	Returning Officer Gladstone Pre-Poll	0	0.00%	0	0.00%	0	0.00%	0	0.00%	0	0.00%	0	0	0.00%	0	0.00%
79	Returning Officer Glass House Pre-Poll	2	50.00%	0	0.00%	1	25.00%	1	25.00%	0	0.00%	4	0	0.00%	4	0.01%
80	Returning Officer Greenslopes Pre-Poll	0	0.00%	1	100.00%	0	0.00%	0	0.00%	0	0.00%	1	0	0.00%	1	0.00%
81	Returning Officer Gregory Pre-Poll	0	0.00%	0	0.00%	0	0.00%	0	0.00%	0	0.00%	0	0	0.00%	0	0.00%
82	Returning Officer Gympie Pre-Poll	0	0.00%	1	33.33%	1	33.33%	1	33.33%	0	0.00%	3	0	0.00%	3	0.01%
83	Returning Officer Hervey Bay Pre-Poll	0	0.00%	0	0.00%	0	0.00%	0	0.00%	0	0.00%	0	0	0.00%	0	0.00%
84	Returning Officer Hill Pre-Poll	0	0.00%	0	0.00%	0	0.00%	0	0.00%	0	0.00%	0	0	0.00%	0	0.00%
85	Returning Officer Hinchinbrook Pre-Poll	0	0.00%	0	0.00%	0	0.00%	0	0.00%	0	0.00%	0	0	0.00%	0	0.00%
86	Returning Officer Inala Pre-Poll	0	0.00%	0	0.00%	1	100.00%	0	0.00%	0	0.00%	1	0	0.00%	1	0.00%
87	Returning Officer Ipswich Pre-Poll	0	0.00%	0	0.00%	1	100.00%	0	0.00%	0	0.00%	1	0	0.00%	1	0.00%
88	Returning Officer Ipswich West Pre-Poll	0	0.00%	0	0.00%	0	0.00%	0	0.00%	0	0.00%	0	0	0.00%	0	0.00%
89	Returning Officer Jordan Pre-Poll	0	0.00%	0	0.00%	0	0.00%	1	100.00%	0	0.00%	1	0	0.00%	1	0.00%
90	Returning Officer Kawana Pre-Poll	2	40.00%	2	40.00%	0	0.00%	1	20.00%	0	0.00%	5	1	16.67%	6	0.02%
91	Returning Officer Keppel Pre-Poll	0	0.00%	0	0.00%	0	0.00%	0	0.00%	0	0.00%	0	0	0.00%	0	0.00%
92	Returning Officer Lockyer Pre-Poll	1	100.00%	0	0.00%	0	0.00%	0	0.00%	0	0.00%	1	0	0.00%	1	0.00%
93	Returning Officer Logan Pre-Poll	1	100.00%	0	0.00%	0	0.00%	0	0.00%	0	0.00%	1	0	0.00%	1	0.00%
94	Returning Officer Lytton Pre-Poll	0	0.00%	0	0.00%	0	0.00%	3	100.00%	0	0.00%	3	0	0.00%	3	0.01%
95	Returning Officer Macalister Pre-Poll	0	0.00%	0	0.00%	0	0.00%	0	0.00%	0	0.00%	0	0	0.00%	0	0.00%
96	Returning Officer Mackay Pre-Poll	0	0.00%	0	0.00%	0	0.00%	0	0.00%	0	0.00%	0	0	0.00%	0	0.00%
97	Returning Officer Maiwar Pre-Poll	3	75.00%	0	0.00%	0	0.00%	1	25.00%	0	0.00%	4	0	0.00%	4	0.01%
98	Returning Officer Mansfield Pre-Poll	0	0.00%	1	50.00%	1	50.00%	0	0.00%	0	0.00%	2	0	0.00%	2	0.01%
99	Returning Officer Maroochydore Pre-Poll	0	0.00%	0	0.00%	0	0.00%	0	0.00%	0	0.00%	0	0	0.00%	0	0.00%
100	Returning Officer Maryborough Pre-Poll	2	66.67%	1	33.33%	0	0.00%	0	0.00%	0	0.00%	3	0	0.00%	3	0.01%
101	Returning Officer Mcconnel Pre-Poll	0	0.00%	2	22.22%	4	44.44%	3	33.33%	0	0.00%	9	0	0.00%	9	0.03%
102	Returning Officer Mermaid Beach Pre-Poll	0	0.00%	0	0.00%	0	0.00%	0	0.00%	0	0.00%	0	0	0.00%	0	0.00%
103	Returning Officer Miller Pre-Poll	1	33.33%	0	0.00%	0	0.00%	2	66.67%	0	0.00%	3	0	0.00%	3	0.01%
104	Returning Officer Mirani Pre-Poll	0	0.00%	0	0.00%	0	0.00%	0	0.00%	0	0.00%	0	0	0.00%	0	0.00%
105	Returning Officer Moggill Pre-Poll	0	0.00%	0	0.00%	0	0.00%	0	0.00%	0	0.00%	0	0	0.00%	0	0.00%
106	Returning Officer Morayfield Pre-Poll	0	0.00%	0	0.00%	0	0.00%	0	0.00%	0	0.00%	0	0	0.00%	0	0.00%
107	Returning Officer Mount Ommaney Pre-Poll	0	0.00%	0	0.00%	0	0.00%	2	66.67%	1	33.33%	3	0	0.00%	3	0.01%
108	Returning Officer Mudgeeraba Pre-Poll	0	0.00%	0	0.00%	0	0.00%	0	0.00%	0	0.00%	0	0	0.00%	0	0.00%
109	Returning Officer Mulgrave Pre-Poll	0	0.00%	0	0.00%	0	0.00%	0	0.00%	0	0.00%	0	0	0.00%	0	0.00%
110	Returning Officer Mundingburra Pre-Poll	0	0.00%	0	0.00%	0	0.00%	0	0.00%	0	0.00%	0	0	0.00%	0	0.00%
111	Returning Officer Murrumba Pre-Poll	176	23.37%	215	28.55%	45	5.98%	310	41.17%	7	0.93%	753	26	3.34%	779	2.51%
112	Returning Officer Nanango Pre-Poll	1	100.00%	0	0.00%	0	0.00%	0	0.00%	0	0.00%	1	0	0.00%	1	0.00%
113	Returning Officer Nicklin Pre-Poll	0	0.00%	3	60.00%	0	0.00%	2	40.00%	0	0.00%	5	0	0.00%	5	0.02%
114	Returning Officer Ninderry Pre-Poll	0	0.00%	1	50.00%	1	50.00%	0	0.00%	0	0.00%	2	1	33.33%	3	0.01%
115	Returning Officer Noosa Pre-Poll	0	0.00%	0	0.00%	0	0.00%	0	0.00%	0	0.00%	0	0	0.00%	0	0.00%
116	Returning Officer Nudgee Pre-Poll	4	30.77%	2	15.38%	2	15.38%	4	30.77%	1	7.69%	13	0	0.00%	13	0.04%
117	Returning Officer Oodgeroo Pre-Poll	0	0.00%	0	0.00%	0	0.00%	0	0.00%	0	0.00%	0	0	0.00%	0	0.00%
118	Returning Officer Pine Rivers Pre-Poll	185	23.01%	222	27.61%	50	6.22%	310	38.56%	37	4.60%	804	18	2.19%	822	2.65%
119	Returning Officer Pumicestone Pre-Poll	22	36.67%	16	26.67%	4	6.67%	18	30.00%	0	0.00%	60	6	9.09%	66	0.21%
120	Returning Officer Redcliffe Pre-Poll	0	0.00%	0	0.00%	0	0.00%	0	0.00%	0	0.00%	0	0	0.00%	0	0.00%
121	Returning Officer Redlands Pre-Poll	1	50.00%	0	0.00%	0	0.00%	0	0.00%	1	50.00%	2	0	0.00%	2	0.01%
122	Returning Officer Rockhampton Pre-Poll	1	50.00%	0	0.00%	0	0.00%	1	50.00%	0	0.00%	2	0	0.00%	2	0.01%
123	Returning Officer Sandgate Pre-Poll	2	12.50%	0	0.00%	3	18.75%	10	62.50%	1	6.25%	16	4	20.00%	20	0.06%
124	Returning Officer Scenic Rim Pre-Poll	0	0.00%	1	100.00%	0	0.00%	0	0.00%	0	0.00%	1	0	0.00%	1	0.00%
125	Returning Officer South Brisbane Pre-Poll	1	50.00%	1	50.00%	0	0.00%	0	0.00%	0	0.00%	2	1	33.33%	3	0.01%
126	Returning Officer Southern Downs Pre-Poll	0	0.00%	2	66.67%	0	0.00%	1	33.33%	0	0.00%	3	0	0.00%	3	0.01%
127	Returning Officer Southport Pre-Poll	0	0.00%	0	0.00%	0	0.00%	0	0.00%	0	0.00%	0	0	0.00%	0	0.00%
128	Returning Officer Springwood Pre-Poll	0	0.00%	0	0.00%	1	100.00%	0	0.00%	0	0.00%	1	0	0.00%	1	0.00%
129	Returning Officer Stafford Pre-Poll	1	10.00%	1	10.00%	3	30.00%	5	50.00%	0	0.00%	10	2	16.67%	12	0.04%
130	Returning Officer Stretton Pre-Poll	0	0.00%	0	0.00%	0	0.00%	0	0.00%	0	0.00%	0	0	0.00%	0	0.00%
131	Returning Officer Surfers Paradise Pre-Poll	1	100.00%	0	0.00%	0	0.00%	0	0.00%	0	0.00%	1	0	0.00%	1	0.00%
132	Returning Officer Theodore Pre-Poll	0	0.00%	0	0.00%	0	0.00%	0	0.00%	0	0.00%	0	0	0.00%	0	0.00%
133	Returning Officer Thuringowa Pre-Poll	0	0.00%	0	0.00%	0	0.00%	0	0.00%	0	0.00%	0	0	0.00%	0	0.00%
134	Returning Officer Toohey Pre-Poll	1	50.00%	1	50.00%	0	0.00%	0	0.00%	0	0.00%	2	1	33.33%	3	0.01%
135	Returning Officer Toowoomba North Pre-Poll	0	0.00%	0	0.00%	0	0.00%	0	0.00%	0	0.00%	0	0	0.00%	0	0.00%
136	Returning Officer Toowoomba South Pre-Poll	0	0.00%	0	0.00%	0	0.00%	1	50.00%	1	50.00%	2	0	0.00%	2	0.01%
137	Returning Officer Townsville Pre-Poll	0	0.00%	0	0.00%	0	0.00%	0	0.00%	0	0.00%	0	0	0.00%	0	0.00%
138	Returning Officer Traeger Pre-Poll	2	66.67%	1	33.33%	0	0.00%	0	0.00%	0	0.00%	3	0	0.00%	3	0.01%
139	Returning Officer Warrego Pre-Poll	0	0.00%	0	0.00%	0	0.00%	2	100.00%	0	0.00%	2	0	0.00%	2	0.01%
140	Returning Officer Waterford Pre-Poll	0	0.00%	0	0.00%	0	0.00%	0	0.00%	0	0.00%	0	0	0.00%	0	0.00%
141	Returning Officer Whitsunday Pre-Poll	0	0.00%	0	0.00%	0	0.00%	0	0.00%	0	0.00%	0	0	0.00%	0	0.00%
142	Returning Officer Woodridge Pre-Poll	1	33.33%	1	33.33%	0	0.00%	0	0.00%	1	33.33%	3	0	0.00%	3	0.01%
	Polling Booth Totals	**5,078**	**21.70%**	**5,600**	**23.93%**	**1,962**	**8.38%**	**9,832**	**42.02%**	**928**	**3.97%**	**23,400**	**1,021**	**4.18%**	**24,421**	**78.83%**
	Postal, Special Postal, Unenrolled Votes	577	22.19%	725	27.88%	195	7.50%	1,025	39.42%	78	3.00%	2,600	212	7.54%	2,812	9.08%
	Pre-Poll (In Person) Absent Votes	429	20.96%	591	28.87%	152	7.43%	822	40.16%	53	2.59%	2,047	64	3.03%	2,111	6.81%
	Polling Day Absent Votes	338	23.13%	313	21.42%	200	13.69%	536	36.69%	74	5.07%	1,461	71	4.63%	1,532	4.94%
	Declared Institution Votes	17	29.82%	10	17.54%	3	5.26%	26	45.61%	1	1.75%	57	4	6.56%	61	0.20%
	Polling Day Declaration Votes	13	30.95%	8	19.05%	7	16.67%	14	33.33%	0	0.00%	42	2	4.55%	44	0.14%

Uncertain Identity	0	0.00%	0	0.00%	0	0.00%	0	0.00%	0	0.00%	0	0	0.00%	0	0.00%
Declaration and Pre-Poll Votes Totals	**1,374**	**22.14%**	**1,647**	**26.53%**	**557**	**8.97%**	**2,423**	**39.04%**	**206**	**3.32%**	**6,207**	**353**	**5.38%**	**6,560**	**21.17%**
Total First Preference Votes	**6,452**	**21.79%**	**7,247**	**24.48%**	**2,519**	**8.51%**	**12,255**	**41.39%**	**1,134**	**3.83%**	**29,607**	**1,374**	**4.43%**	**30,981**	**100.00%**

Distribution of Preferences

	HADDOCK Karen		COOK Allan		DOHERTY Rachel		* KING Shane		PROHASKA Thor		Votes remaining in count	Exhausted		Total Formal Votes
Preference Distribution	**Votes**	**%**	**Votes**	**%**	**Votes**	**%**	**Votes**	**%**	**Votes**	**%**		**Votes**	**%**	
First Preference Votes	6,452	21.79%	7,247	24.48%	2,519	8.51%	12,255	41.39%	1,134	3.83%	29,607			29,607
PROHASKA Excluded (1st)	**277**	**24.43%**	**199**	**17.55%**	**314**	**27.69%**	**344**	**30.34%**			**1,134**	**0**	**0.00%**	**1,134**
Total	6,729	22.73%	7,446	25.15%	2,833	9.57%	12,599	42.55%			29,607	0	0.00%	29,607
DOHERTY Excluded (2nd)	**475**	**16.77%**	**476**	**16.80%**			**1,882**	**66.43%**			**2,833**	**0**	**0.00%**	**2,833**
Total	7,204	24.33%	7,922	26.76%			14,481	48.91%			29,607	0	0.00%	29,607
HADDOCK Excluded (3rd)			**4,811**	**66.78%**			**2,393**	**33.22%**			**7,204**	**0**	**0.00%**	**7,204**
District Total			**12,733**	**43.01%**			**16,874**	**56.99%**			**29,607**	**0**	**0.00%**	**29,607**

*** Indicates the winner**

43 - Electoral District of Lockyer

First Preference Votes Polled for each Candidate at each Polling Booth

Booth No.	Polling Booth	* MCDONALD Jim LNP Votes	%	SAVAGE Jim ONP Votes	%	SIMONS Ian GRN Votes	%	LINCOLN Nicole ALP Votes	%	PARR Tony Votes	%	Total Formal Votes	Informal Votes	%	Total Votes	% of Total Votes
1	Blenheim	157	41.53%	126	33.33%	8	2.12%	82	21.69%	5	1.32%	378	16	4.06%	394	1.31%
2	Fernvale	352	23.83%	476	32.23%	89	6.03%	521	35.27%	39	2.64%	1,477	63	4.09%	1,540	5.11%
3	Flagstone Creek	64	48.48%	46	34.85%	3	2.27%	14	10.61%	5	3.79%	132	0	0.00%	132	0.44%
4	Forest Hill	275	45.76%	197	32.78%	20	3.33%	94	15.64%	15	2.50%	601	27	4.30%	628	2.08%
5	Gatton	383	33.74%	415	36.56%	63	5.55%	249	21.94%	25	2.20%	1,135	64	5.34%	1,199	3.98%
6	Gatton South	364	42.03%	259	29.91%	42	4.85%	181	20.90%	20	2.31%	866	39	4.31%	905	3.00%
7	Glamorgan Vale	166	32.49%	164	32.09%	24	4.70%	150	29.35%	7	1.37%	511	17	3.22%	528	1.75%
8	Glenore Grove	345	29.84%	424	36.68%	39	3.37%	304	26.30%	44	3.81%	1,156	49	4.07%	1,205	4.00%
9	Grantham	174	37.18%	179	38.25%	23	4.91%	86	18.38%	6	1.28%	468	11	2.30%	479	1.59%
10	Hatton Vale	478	26.13%	731	39.97%	82	4.48%	496	27.12%	42	2.30%	1,829	57	3.02%	1,886	6.26%
11	Helidon	214	30.84%	310	44.67%	28	4.03%	127	18.30%	15	2.16%	694	32	4.41%	726	2.41%
12	Kentville	53	27.46%	79	40.93%	13	6.74%	45	23.32%	3	1.55%	193	2	1.03%	195	0.65%
13	Laidley	780	40.77%	535	27.97%	95	4.97%	458	23.94%	45	2.35%	1,913	74	3.72%	1,987	6.59%
14	Lake Clarendon	133	38.33%	135	38.90%	12	3.46%	55	15.85%	12	3.46%	347	9	2.53%	356	1.18%
15	Lawes	15	32.61%	12	26.09%	6	13.04%	11	23.91%	2	4.35%	46	1	2.13%	47	0.16%
16	Lockrose	62	26.27%	93	39.41%	4	1.69%	73	30.93%	4	1.69%	236	13	5.22%	249	0.83%
17	Lowood	396	27.33%	425	29.33%	81	5.59%	517	35.68%	30	2.07%	1,449	74	4.86%	1,523	5.05%
18	Ma Ma Creek	101	42.44%	108	45.38%	8	3.36%	18	7.56%	3	1.26%	238	7	2.86%	245	0.81%
19	Minden	195	26.03%	321	42.86%	30	4.01%	189	25.23%	14	1.87%	749	26	3.35%	775	2.57%
20	Mount Sylvia	46	33.58%	73	53.28%	3	2.19%	13	9.49%	2	1.46%	137	4	2.84%	141	0.47%
21	Murphys Creek	151	27.91%	217	40.11%	40	7.39%	112	20.70%	21	3.88%	541	24	4.25%	565	1.87%
22	Plainland	206	39.39%	164	31.36%	22	4.21%	120	22.94%	11	2.10%	523	18	3.33%	541	1.79%
23	Stockyard Creek	69	33.17%	88	42.31%	10	4.81%	38	18.27%	3	1.44%	208	4	1.89%	212	0.70%
24	Tarampa	188	31.28%	213	35.44%	23	3.83%	170	28.29%	7	1.16%	601	24	3.84%	625	2.07%
25	Thornton	100	59.52%	34	20.24%	2	1.19%	27	16.07%	5	2.98%	168	4	2.33%	172	0.57%
26	Upper Tenthill	118	48.56%	88	36.21%	1	0.41%	31	12.76%	5	2.06%	243	9	3.57%	252	0.84%
27	Withcott	453	33.66%	448	33.28%	73	5.42%	342	25.41%	30	2.23%	1,346	56	3.99%	1,402	4.65%
28	Brisbane CBD All-Districts Centre	5	50.00%	2	20.00%	2	20.00%	1	10.00%	0	0.00%	10	0	0.00%	10	0.03%
29	Bundaberg All-Districts Centre	1	20.00%	4	80.00%	0	0.00%	0	0.00%	0	0.00%	5	0	0.00%	5	0.02%
30	Burleigh All-Districts Centre	2	100.00%	0	0.00%	0	0.00%	0	0.00%	0	0.00%	2	0	0.00%	2	0.01%
31	Cairns All-Districts Centre	0	0.00%	0	0.00%	0	0.00%	0	0.00%	0	0.00%	0	0	0.00%	0	0.00%
32	East Brisbane All-Districts Centre	0	0.00%	0	0.00%	0	0.00%	0	0.00%	0	0.00%	0	0	0.00%	0	0.00%
33	Hervey Bay All-Districts Centre	0	0.00%	0	0.00%	0	0.00%	0	0.00%	0	0.00%	0	0	0.00%	0	0.00%
34	Mackay All-Districts Centre	0	0.00%	0	0.00%	0	0.00%	0	0.00%	0	0.00%	0	0	0.00%	0	0.00%
35	Maroochydore All-Districts Centre	1	33.33%	0	0.00%	2	66.67%	0	0.00%	0	0.00%	3	0	0.00%	3	0.01%
36	Morayfield All-Districts Centre	0	0.00%	0	0.00%	0	0.00%	0	0.00%	0	0.00%	0	0	0.00%	0	0.00%
37	Noosa All-Districts Centre	0	0.00%	1	100.00%	0	0.00%	0	0.00%	0	0.00%	1	0	0.00%	1	0.00%
38	Oodgeroo All-Districts Centre	0	0.00%	0	0.00%	0	0.00%	0	0.00%	0	0.00%	0	0	0.00%	0	0.00%
39	Redcliffe All-Districts Centre	1	25.00%	1	25.00%	0	0.00%	2	50.00%	0	0.00%	4	0	0.00%	4	0.01%
40	Southport All-Districts Centre	0	0.00%	0	0.00%	0	0.00%	0	0.00%	0	0.00%	0	0	0.00%	0	0.00%
41	Telephone Voting	0	0.00%	0	0.00%	0	0.00%	0	0.00%	1	100.00%	1	0	0.00%	1	0.00%
42	Townsville All-Districts Centre	0	0.00%	0	0.00%	0	0.00%	1	100.00%	0	0.00%	1	0	0.00%	1	0.00%
43	Vulture Street All-Districts Centre	0	0.00%	0	0.00%	0	0.00%	0	0.00%	0	0.00%	0	0	0.00%	0	0.00%
44	Woolloongabba All-Districts Centre	0	0.00%	0	0.00%	0	0.00%	0	0.00%	0	0.00%	0	0	0.00%	0	0.00%
45	Brisbane CBD All-Districts Centre Pre-Poll	16	37.21%	6	13.95%	5	11.63%	14	32.56%	2	4.65%	43	0	0.00%	43	0.14%
46	Bundaberg All-Districts Centre Pre-Poll	0	0.00%	0	0.00%	0	0.00%	0	0.00%	0	0.00%	0	0	0.00%	0	0.00%
47	Burleigh All-Districts Centre Pre-Poll	4	66.67%	1	16.67%	0	0.00%	1	16.67%	0	0.00%	6	0	0.00%	6	0.02%
48	Cairns All-Districts Centre Pre-Poll	1	33.33%	0	0.00%	1	33.33%	1	33.33%	0	0.00%	3	0	0.00%	3	0.01%
49	Electoral Visit	53	58.24%	17	18.68%	4	4.40%	17	18.68%	0	0.00%	91	2	2.15%	93	0.31%
50	Hervey Bay All-Districts Centre Pre-poll	2	33.33%	3	50.00%	0	0.00%	1	16.67%	0	0.00%	6	0	0.00%	6	0.02%
51	Mackay All-Districts Centre Pre-Poll	0	0.00%	3	100.00%	0	0.00%	0	0.00%	0	0.00%	3	0	0.00%	3	0.01%
52	Maroochydore All-Districts Centre Pre-Poll	3	42.86%	1	14.29%	1	14.29%	1	14.29%	1	14.29%	7	0	0.00%	7	0.02%
53	Morayfield All-Districts Centre Pre-poll	2	22.22%	4	44.44%	2	22.22%	1	11.11%	0	0.00%	9	0	0.00%	9	0.03%
54	Noosa All-Districts Centre Pre-Poll	1	100.00%	0	0.00%	0	0.00%	0	0.00%	0	0.00%	1	0	0.00%	1	0.00%
55	Oodgeroo All-Districts Centre Pre-Poll	1	25.00%	0	0.00%	0	0.00%	3	75.00%	0	0.00%	4	0	0.00%	4	0.01%
56	Redcliffe All-Districts Centre Pre-Poll	1	20.00%	2	40.00%	0	0.00%	1	20.00%	1	20.00%	5	0	0.00%	5	0.02%
57	Southport All-Districts Centre Pre-Poll	0	0.00%	2	100.00%	0	0.00%	0	0.00%	0	0.00%	2	1	33.33%	3	0.01%
58	Telephone Voting - Pre-poll	4	57.14%	1	14.29%	0	0.00%	2	28.57%	0	0.00%	7	0	0.00%	7	0.02%
59	Townsville All-Districts Centre Pre-Poll	2	50.00%	0	0.00%	0	0.00%	2	50.00%	0	0.00%	4	0	0.00%	4	0.01%
60	eAssist - Coorparoo Pre-Poll	0	0.00%	1	50.00%	0	0.00%	1	50.00%	0	0.00%	2	0	0.00%	2	0.01%
61	Returning Officer Lockyer Pre-Poll	1,886	45.03%	1,462	34.91%	118	2.82%	659	15.74%	63	1.50%	4,188	110	2.56%	4,298	14.26%
62	Returning Officer Algester Pre-Poll	0	0.00%	0	0.00%	0	0.00%	0	0.00%	0	0.00%	0	0	0.00%	0	0.00%
63	Returning Officer Aspley Pre-Poll	0	0.00%	0	0.00%	0	0.00%	1	50.00%	1	50.00%	2	0	0.00%	2	0.01%
64	Returning Officer Bancroft Pre-Poll	0	0.00%	0	0.00%	0	0.00%	1	100.00%	0	0.00%	1	0	0.00%	1	0.00%
65	Returning Officer Barron River Pre-Poll	0	0.00%	0	0.00%	0	0.00%	0	0.00%	0	0.00%	0	0	0.00%	0	0.00%
66	Returning Officer Bonney Pre-Poll	0	0.00%	0	0.00%	0	0.00%	0	0.00%	0	0.00%	0	0	0.00%	0	0.00%
67	Returning Officer Broadwater Pre-Poll	0	0.00%	0	0.00%	0	0.00%	1	100.00%	0	0.00%	1	0	0.00%	1	0.00%
68	Returning Officer Buderim Pre-Poll	1	100.00%	0	0.00%	0	0.00%	0	0.00%	0	0.00%	1	0	0.00%	1	0.00%
69	Returning Officer Bulimba Pre-Poll	0	0.00%	0	0.00%	0	0.00%	0	0.00%	0	0.00%	0	0	0.00%	0	0.00%
70	Returning Officer Bundaberg Pre-Poll	0	0.00%	0	0.00%	0	0.00%	0	0.00%	0	0.00%	0	0	0.00%	0	0.00%

71	Returning Officer Bundamba Pre-Poll	7	15.56%	23	51.11%	0	0.00%	14	31.11%	1	2.22%	45	1	2.17%	46	0.15%
72	Returning Officer Burdekin Pre-Poll	0	0.00%	0	0.00%	0	0.00%	0	0.00%	0	0.00%	0	0	0.00%	0	0.00%
73	Returning Officer Burleigh Pre-Poll	0	0.00%	0	0.00%	0	0.00%	0	0.00%	0	0.00%	0	0	0.00%	0	0.00%
74	Returning Officer Burnett Pre-Poll	0	0.00%	0	0.00%	0	0.00%	0	0.00%	0	0.00%	0	0	0.00%	0	0.00%
75	Returning Officer Cairns Pre-Poll	0	0.00%	0	0.00%	0	0.00%	0	0.00%	0	0.00%	0	0	0.00%	0	0.00%
76	Returning Officer Callide Pre-Poll	0	0.00%	0	0.00%	0	0.00%	0	0.00%	0	0.00%	0	0	0.00%	0	0.00%
77	Returning Officer Caloundra Pre-Poll	2	33.33%	3	50.00%	0	0.00%	1	16.67%	0	0.00%	6	0	0.00%	6	0.02%
78	Returning Officer Capalaba Pre-Poll	0	0.00%	0	0.00%	0	0.00%	1	100.00%	0	0.00%	1	0	0.00%	1	0.00%
79	Returning Officer Chatsworth Pre-Poll	0	0.00%	0	0.00%	0	0.00%	0	0.00%	0	0.00%	0	0	0.00%	0	0.00%
80	Returning Officer Clayfield Pre-Poll	1	100.00%	0	0.00%	0	0.00%	0	0.00%	0	0.00%	1	0	0.00%	1	0.00%
81	Returning Officer Condamine Pre-Poll	0	0.00%	1	100.00%	0	0.00%	0	0.00%	0	0.00%	1	0	0.00%	1	0.00%
82	Returning Officer Cook Pre-Poll	0	0.00%	0	0.00%	0	0.00%	0	0.00%	0	0.00%	0	0	0.00%	0	0.00%
83	Returning Officer Coomera Pre-Poll	1	100.00%	0	0.00%	0	0.00%	0	0.00%	0	0.00%	1	0	0.00%	1	0.00%
84	Returning Officer Cooper Pre-Poll	0	0.00%	0	0.00%	0	0.00%	1	100.00%	0	0.00%	1	0	0.00%	1	0.00%
85	Returning Officer Currumbin Pre-Poll	0	0.00%	1	100.00%	0	0.00%	0	0.00%	0	0.00%	1	0	0.00%	1	0.00%
86	Returning Officer Everton Pre-Poll	0	0.00%	0	0.00%	0	0.00%	0	0.00%	0	0.00%	0	0	0.00%	0	0.00%
87	Returning Officer Ferny Grove Pre-Poll	1	100.00%	0	0.00%	0	0.00%	0	0.00%	0	0.00%	1	0	0.00%	1	0.00%
88	Returning Officer Gaven Pre-Poll	1	33.33%	0	0.00%	0	0.00%	2	66.67%	0	0.00%	3	0	0.00%	3	0.01%
89	Returning Officer Gladstone Pre-Poll	0	0.00%	1	100.00%	0	0.00%	0	0.00%	0	0.00%	1	0	0.00%	1	0.00%
90	Returning Officer Glass House Pre-Poll	0	0.00%	0	0.00%	0	0.00%	0	0.00%	0	0.00%	0	0	0.00%	0	0.00%
91	Returning Officer Greenslopes Pre-Poll	0	0.00%	1	50.00%	0	0.00%	1	50.00%	0	0.00%	2	0	0.00%	2	0.01%
92	Returning Officer Gregory Pre-Poll	0	0.00%	0	0.00%	0	0.00%	0	0.00%	0	0.00%	0	0	0.00%	0	0.00%
93	Returning Officer Gympie Pre-Poll	3	75.00%	0	0.00%	0	0.00%	1	25.00%	0	0.00%	4	0	0.00%	4	0.01%
94	Returning Officer Hervey Bay Pre-Poll	0	0.00%	0	0.00%	0	0.00%	0	0.00%	0	0.00%	0	0	0.00%	0	0.00%
95	Returning Officer Hill Pre-Poll	1	50.00%	0	0.00%	0	0.00%	1	50.00%	0	0.00%	2	0	0.00%	2	0.01%
96	Returning Officer Hinchinbrook Pre-Poll	0	0.00%	0	0.00%	0	0.00%	0	0.00%	0	0.00%	0	0	0.00%	0	0.00%
97	Returning Officer Inala Pre-Poll	1	33.33%	0	0.00%	1	33.33%	1	33.33%	0	0.00%	3	1	25.00%	4	0.01%
98	Returning Officer Ipswich Pre-Poll	64	26.56%	83	34.44%	10	4.15%	82	34.02%	2	0.83%	241	12	4.74%	253	0.84%
99	Returning Officer Ipswich West Pre-Poll	0	0.00%	0	0.00%	0	0.00%	0	0.00%	0	0.00%	0	0	0.00%	0	0.00%
100	Returning Officer Jordan Pre-Poll	2	16.67%	2	16.67%	1	8.33%	7	58.33%	0	0.00%	12	0	0.00%	12	0.04%
101	Returning Officer Kawana Pre-Poll	0	0.00%	0	0.00%	0	0.00%	0	0.00%	0	0.00%	0	0	0.00%	0	0.00%
102	Returning Officer Keppel Pre-Poll	0	0.00%	0	0.00%	0	0.00%	0	0.00%	0	0.00%	0	0	0.00%	0	0.00%
103	Returning Officer Kurwongbah Pre-Poll	0	0.00%	0	0.00%	0	0.00%	0	0.00%	0	0.00%	0	0	0.00%	0	0.00%
104	Returning Officer Logan Pre-Poll	0	0.00%	0	0.00%	0	0.00%	0	0.00%	0	0.00%	0	0	0.00%	0	0.00%
105	Returning Officer Lytton Pre-Poll	1	20.00%	3	60.00%	1	20.00%	0	0.00%	0	0.00%	5	1	16.67%	6	0.02%
106	Returning Officer Macalister Pre-Poll	0	0.00%	0	0.00%	0	0.00%	0	0.00%	0	0.00%	0	0	0.00%	0	0.00%
107	Returning Officer Mackay Pre-Poll	0	0.00%	0	0.00%	0	0.00%	0	0.00%	0	0.00%	0	0	0.00%	0	0.00%
108	Returning Officer Maiwar Pre-Poll	0	0.00%	0	0.00%	0	0.00%	1	50.00%	1	50.00%	2	0	0.00%	2	0.01%
109	Returning Officer Mansfield Pre-Poll	1	20.00%	2	40.00%	2	40.00%	0	0.00%	0	0.00%	5	0	0.00%	5	0.02%
110	Returning Officer Maroochydore Pre-Poll	0	0.00%	0	0.00%	0	0.00%	0	0.00%	0	0.00%	0	0	0.00%	0	0.00%
111	Returning Officer Maryborough Pre-Poll	0	0.00%	2	66.67%	0	0.00%	1	33.33%	0	0.00%	3	0	0.00%	3	0.01%
112	Returning Officer Mcconnel Pre-Poll	0	0.00%	0	0.00%	0	0.00%	0	0.00%	0	0.00%	0	0	0.00%	0	0.00%
113	Returning Officer Mermaid Beach Pre-Poll	1	25.00%	2	50.00%	1	25.00%	0	0.00%	0	0.00%	4	0	0.00%	4	0.01%
114	Returning Officer Miller Pre-Poll	2	100.00%	0	0.00%	0	0.00%	0	0.00%	0	0.00%	2	0	0.00%	2	0.01%
115	Returning Officer Mirani Pre-Poll	0	0.00%	0	0.00%	0	0.00%	0	0.00%	0	0.00%	0	0	0.00%	0	0.00%
116	Returning Officer Moggill Pre-Poll	0	0.00%	0	0.00%	0	0.00%	1	50.00%	1	50.00%	2	1	33.33%	3	0.01%
117	Returning Officer Morayfield Pre-Poll	0	0.00%	0	0.00%	0	0.00%	0	0.00%	0	0.00%	0	0	0.00%	0	0.00%
118	Returning Officer Mount Ommaney Pre-Poll	0	0.00%	0	0.00%	0	0.00%	0	0.00%	0	0.00%	0	0	0.00%	0	0.00%
119	Returning Officer Mudgeeraba Pre-Poll	0	0.00%	1	100.00%	0	0.00%	0	0.00%	0	0.00%	1	0	0.00%	1	0.00%
120	Returning Officer Mulgrave Pre-Poll	0	0.00%	0	0.00%	0	0.00%	0	0.00%	0	0.00%	0	0	0.00%	0	0.00%
121	Returning Officer Mundingburra Pre-Poll	0	0.00%	0	0.00%	0	0.00%	0	0.00%	0	0.00%	0	0	0.00%	0	0.00%
122	Returning Officer Murrumba Pre-Poll	0	0.00%	1	100.00%	0	0.00%	0	0.00%	0	0.00%	1	0	0.00%	1	0.00%
123	Returning Officer Nanango Pre-Poll	3	100.00%	0	0.00%	0	0.00%	0	0.00%	0	0.00%	3	0	0.00%	3	0.01%
124	Returning Officer Nicklin Pre-Poll	1	50.00%	0	0.00%	0	0.00%	1	50.00%	0	0.00%	2	0	0.00%	2	0.01%
125	Returning Officer Ninderry Pre-Poll	0	0.00%	2	66.67%	0	0.00%	1	33.33%	0	0.00%	3	0	0.00%	3	0.01%
126	Returning Officer Noosa Pre-Poll	0	0.00%	0	0.00%	0	0.00%	0	0.00%	0	0.00%	0	0	0.00%	0	0.00%
127	Returning Officer Nudgee Pre-Poll	0	0.00%	0	0.00%	0	0.00%	0	0.00%	0	0.00%	0	0	0.00%	0	0.00%
128	Returning Officer Oodgeroo Pre-Poll	0	0.00%	0	0.00%	0	0.00%	0	0.00%	0	0.00%	0	0	0.00%	0	0.00%
129	Returning Officer Pine Rivers Pre-Poll	2	66.67%	1	33.33%	0	0.00%	0	0.00%	0	0.00%	3	0	0.00%	3	0.01%
130	Returning Officer Pumicestone Pre-Poll	0	0.00%	1	50.00%	0	0.00%	1	50.00%	0	0.00%	2	0	0.00%	2	0.01%
131	Returning Officer Redcliffe Pre-Poll	0	0.00%	0	0.00%	0	0.00%	0	0.00%	0	0.00%	0	0	0.00%	0	0.00%
132	Returning Officer Redlands Pre-Poll	2	100.00%	0	0.00%	0	0.00%	0	0.00%	0	0.00%	2	0	0.00%	2	0.01%
133	Returning Officer Rockhampton Pre-Poll	0	0.00%	3	50.00%	1	16.67%	2	33.33%	0	0.00%	6	0	0.00%	6	0.02%
134	Returning Officer Sandgate Pre-Poll	1	25.00%	1	25.00%	0	0.00%	2	50.00%	0	0.00%	4	0	0.00%	4	0.01%
135	Returning Officer Scenic Rim Pre-Poll	0	0.00%	0	0.00%	0	0.00%	0	0.00%	0	0.00%	0	0	0.00%	0	0.00%
136	Returning Officer South Brisbane Pre-Poll	3	25.00%	2	16.67%	5	41.67%	2	16.67%	0	0.00%	12	1	7.69%	13	0.04%
137	Returning Officer Southern Downs Pre-Poll	2	33.33%	4	66.67%	0	0.00%	0	0.00%	0	0.00%	6	1	14.29%	7	0.02%
138	Returning Officer Southport Pre-Poll	0	0.00%	0	0.00%	0	0.00%	0	0.00%	0	0.00%	0	0	0.00%	0	0.00%
139	Returning Officer Springwood Pre-Poll	1	50.00%	1	50.00%	0	0.00%	0	0.00%	0	0.00%	2	1	33.33%	3	0.01%
140	Returning Officer Stafford Pre-Poll	0	0.00%	0	0.00%	0	0.00%	0	0.00%	0	0.00%	0	0	0.00%	0	0.00%
141	Returning Officer Stretton Pre-Poll	0	0.00%	0	0.00%	0	0.00%	0	0.00%	0	0.00%	0	0	0.00%	0	0.00%
142	Returning Officer Surfers Paradise Pre-Poll	0	0.00%	0	0.00%	0	0.00%	0	0.00%	0	0.00%	0	0	0.00%	0	0.00%
143	Returning Officer Theodore Pre-Poll	0	0.00%	0	0.00%	0	0.00%	0	0.00%	0	0.00%	0	0	0.00%	0	0.00%
144	Returning Officer Thuringowa Pre-Poll	0	0.00%	0	0.00%	0	0.00%	0	0.00%	0	0.00%	0	0	0.00%	0	0.00%
145	Returning Officer Toohey Pre-Poll	0	0.00%	2	66.67%	0	0.00%	0	0.00%	1	33.33%	3	0	0.00%	3	0.01%
146	Returning Officer Toowoomba North Pre-Poll	71	37.17%	59	30.89%	13	6.81%	39	20.42%	9	4.71%	191	9	4.50%	200	0.66%
147	Returning Officer Toowoomba South Pre-Poll	14	33.33%	13	30.95%	4	9.52%	10	23.81%	1	2.38%	42	0	0.00%	42	0.14%
148	Returning Officer Townsville Pre-Poll	0	0.00%	0	0.00%	0	0.00%	0	0.00%	0	0.00%	0	0	0.00%	0	0.00%
149	Returning Officer Traeger Pre-Poll	0	0.00%	0	0.00%	0	0.00%	2	100.00%	0	0.00%	2	0	0.00%	2	0.01%

150	Returning Officer Warrego Pre-Poll	1	100.00%	0	0.00%	0	0.00%	0	0.00%	0	0.00%	1	1	50.00%	2	0.01%
151	Returning Officer Waterford Pre-Poll	0	0.00%	0	0.00%	0	0.00%	0	0.00%	0	0.00%	0	0	0.00%	0	0.00%
152	Returning Officer Whitsunday Pre-Poll	1	100.00%	0	0.00%	0	0.00%	0	0.00%	0	0.00%	1	0	0.00%	1	0.00%
153	Returning Officer Woodridge Pre-Poll	0	0.00%	0	0.00%	0	0.00%	0	0.00%	0	0.00%	0	2	0.00%	2	0.01%
	Polling Booth Totals	**8,216**	**35.36%**	**8,086**	**34.80%**	**1,018**	**4.38%**	**5,409**	**23.28%**	**505**	**2.17%**	**23,234**	**868**	**3.60%**	**24,102**	**79.95%**
	Postal, Special Postal, Unenrolled Votes	1,657	40.77%	1,301	32.01%	161	3.96%	833	20.50%	112	2.76%	4,064	237	5.51%	4,301	14.27%
	Pre-Poll (In Person) Absent Votes	22	26.83%	40	48.78%	3	3.66%	13	15.85%	4	4.88%	82	1	1.20%	83	0.28%
	Polling Day Absent Votes	419	29.65%	462	32.70%	127	8.99%	349	24.70%	56	3.96%	1,413	62	4.20%	1,475	4.89%
	Declared Institution Votes	23	33.82%	24	35.29%	3	4.41%	14	20.59%	4	5.88%	68	0	0.00%	68	0.23%
	Polling Day Declaration Votes	40	36.04%	47	42.34%	5	4.50%	17	15.32%	2	1.80%	111	8	6.72%	119	0.39%
	Uncertain Identity	0	0.00%	0	0.00%	0	0.00%	0	0.00%	0	0.00%	0	0	0.00%	0	0.00%
	Declaration and Pre-Poll Votes Totals	**2,161**	**37.66%**	**1,874**	**32.66%**	**299**	**5.21%**	**1,226**	**21.37%**	**178**	**3.10%**	**5,738**	**308**	**5.09%**	**6,046**	**20.05%**
	Total First Preference Votes	**10,377**	**35.82%**	**9,960**	**34.38%**	**1,317**	**4.55%**	**6,635**	**22.90%**	**683**	**2.36%**	**28,972**	**1,176**	**3.90%**	**30,148**	**100.00%**

Distribution of Preferences

Preference Distribution	* MCDONALD Jim Votes	%	SAVAGE Jim Votes	%	SIMONS Ian Votes	%	LINCOLN Nicole Votes	%	PARR Tony Votes	%	Votes remaining in count	Exhausted Votes	%	Total Formal Votes
First Preference Votes	10,377	35.82%	9,960	34.38%	1,317	4.55%	6,635	22.90%	683	2.36%	28,972			28,972
PARR Excluded (1st)	**107**	**15.67%**	**173**	**25.33%**	**202**	**29.58%**	**201**	**29.43%**			**683**	**0**	**0.00%**	**683**
Total	10,484	36.19%	10,133	34.98%	1,519	5.24%	6,836	23.60%			28,972	0	0.00%	28,972
SIMONS Excluded (2nd)	**262**	**17.25%**	**337**	**22.19%**			**920**	**60.57%**			**1,519**	**0**	**0.00%**	**1,519**
Total	10,746	37.09%	10,470	36.14%			7,756	26.77%			28,972	0	0.00%	28,972
LINCOLN Excluded (3rd)	**4,920**	**63.43%**	**2,836**	**36.57%**							**7,756**	**0**	**0.00%**	**7,756**
District Total	**15,666**	**54.07%**	**13,306**	**45.93%**							**28,972**	**0**	**0.00%**	**28,972**

*** Indicates the winner**

44 - Electoral District of Logan

First Preference Votes Polled for each Candidate at each Polling Booth

Booth No.	Polling Booth	VICARIO Gloria LNP Votes	%	JENKINSON Liam GRN Votes	%	BANNAN Scott ONP Votes	%	COX Danielle Votes	%	* POWER Linus ALP Votes	%	MURPHY Daniel Votes	%	Total Formal Votes	Informal Votes	%	Total Votes	% of Total Votes
1	Beenleigh	33	21.15%	10	6.41%	41	26.28%	5	3.21%	62	39.74%	5	3.21%	156	26	14.29%	182	0.63%
2	Boronia Heights	377	13.25%	148	5.20%	714	25.10%	57	2.00%	1,513	53.18%	36	1.27%	2,845	269	8.64%	3,114	10.82%
3	Browns Plains	18	15.93%	12	10.62%	27	23.89%	3	2.65%	51	45.13%	2	1.77%	113	16	12.40%	129	0.45%
4	Cedar Creek	32	16.93%	15	7.94%	62	32.80%	3	1.59%	74	39.15%	3	1.59%	189	9	4.55%	198	0.69%
5	Flagstone	31	14.42%	8	3.72%	86	40.00%	5	2.33%	85	39.53%	0	0.00%	215	21	8.90%	236	0.82%
6	Greenbank	37	14.18%	21	8.05%	87	33.33%	8	3.07%	98	37.55%	10	3.83%	261	19	6.79%	280	0.97%
7	Jimboomba	265	14.54%	96	5.27%	653	35.84%	33	1.81%	747	41.00%	28	1.54%	1,822	126	6.47%	1,948	6.77%
8	Jimboomba Central	206	16.09%	53	4.14%	501	39.14%	23	1.80%	483	37.73%	14	1.09%	1,280	46	3.47%	1,326	4.61%
9	Logan Reserve	232	21.36%	44	4.05%	311	28.64%	15	1.38%	466	42.91%	18	1.66%	1,086	62	5.40%	1,148	3.99%
10	Logan Village	412	18.15%	110	4.85%	739	32.56%	89	3.92%	884	38.94%	36	1.59%	2,270	107	4.50%	2,377	8.26%
11	Marsden	29	16.20%	13	7.26%	38	21.23%	7	3.91%	89	49.72%	3	1.68%	179	18	9.14%	197	0.68%
12	Park Ridge	458	18.81%	82	3.37%	739	30.35%	75	3.08%	1,059	43.49%	22	0.90%	2,435	131	5.11%	2,566	8.91%
13	Regents Park	91	16.37%	41	7.37%	147	26.44%	6	1.08%	261	46.94%	10	1.80%	556	40	6.71%	596	2.07%
14	Teviot Road	202	19.75%	54	5.28%	346	33.82%	18	1.76%	389	38.03%	14	1.37%	1,023	62	5.71%	1,085	3.77%
15	Windaroo Valley	86	30.07%	10	3.50%	82	28.67%	3	1.05%	100	34.97%	5	1.75%	286	13	4.35%	299	1.04%
16	Woodhill	20	23.53%	4	4.71%	30	35.29%	1	1.18%	28	32.94%	2	2.35%	85	4	4.49%	89	0.31%
17	Yarrabilba	194	14.46%	82	6.11%	301	22.43%	19	1.42%	734	54.69%	12	0.89%	1,342	76	5.36%	1,418	4.93%
18	Brisbane CBD All-Districts Centre	2	11.76%	2	11.76%	5	29.41%	0	0.00%	7	41.18%	1	5.88%	17	0	0.00%	17	0.06%
19	Bundaberg All-Districts Centre	0	0.00%	0	0.00%	0	0.00%	0	0.00%	2	100.00%	0	0.00%	2	0	0.00%	2	0.01%
20	Burleigh All-Districts Centre	1	33.33%	0	0.00%	0	0.00%	0	0.00%	2	66.67%	0	0.00%	3	0	0.00%	3	0.01%
21	Cairns All-Districts Centre	0	0.00%	0	0.00%	0	0.00%	0	0.00%	0	0.00%	0	0.00%	0	0	0.00%	0	0.00%
22	East Brisbane All-Districts Centre	1	33.33%	0	0.00%	1	33.33%	0	0.00%	1	33.33%	0	0.00%	3	0	0.00%	3	0.01%
23	Hervey Bay All-Districts Centre	0	0.00%	0	0.00%	0	0.00%	0	0.00%	0	0.00%	0	0.00%	0	0	0.00%	0	0.00%
24	Mackay All-Districts Centre	0	0.00%	0	0.00%	0	0.00%	0	0.00%	0	0.00%	0	0.00%	0	0	0.00%	0	0.00%
25	Maroochydore All-Districts Centre	0	0.00%	0	0.00%	0	0.00%	0	0.00%	0	0.00%	0	0.00%	0	0	0.00%	0	0.00%
26	Morayfield All-Districts Centre	0	0.00%	0	0.00%	0	0.00%	0	0.00%	0	0.00%	0	0.00%	0	0	0.00%	0	0.00%
27	Noosa All-Districts Centre	0	0.00%	0	0.00%	0	0.00%	0	0.00%	0	0.00%	0	0.00%	0	0	0.00%	0	0.00%
28	Oodgeroo All-Districts Centre	2	50.00%	1	25.00%	0	0.00%	0	0.00%	1	25.00%	0	0.00%	4	0	0.00%	4	0.01%
29	Redcliffe All-Districts Centre	0	0.00%	0	0.00%	0	0.00%	0	0.00%	0	0.00%	0	0.00%	0	0	0.00%	0	0.00%
30	Southport All-Districts Centre	0	0.00%	0	0.00%	1	50.00%	1	50.00%	0	0.00%	0	0.00%	2	0	0.00%	2	0.01%
31	Telephone Voting	0	0.00%	0	0.00%	1	100.00%	0	0.00%	0	0.00%	0	0.00%	1	0	0.00%	1	0.00%
32	Townsville All-Districts Centre	0	0.00%	1	50.00%	1	50.00%	0	0.00%	0	0.00%	0	0.00%	2	0	0.00%	2	0.01%
33	Vulture Street All-Districts Centre	1	25.00%	0	0.00%	0	0.00%	0	0.00%	3	75.00%	0	0.00%	4	0	0.00%	4	0.01%
34	Woolloongabba All-Districts Centre	0	0.00%	1	50.00%	0	0.00%	0	0.00%	1	50.00%	0	0.00%	2	0	0.00%	2	0.01%
35	Brisbane CBD All-Districts Centre Pre-Poll	36	24.00%	20	13.33%	16	10.67%	1	0.67%	73	48.67%	4	2.67%	150	3	1.96%	153	0.53%
36	Bundaberg All-Districts Centre Pre-Poll	2	22.22%	1	11.11%	2	22.22%	0	0.00%	4	44.44%	0	0.00%	9	0	0.00%	9	0.03%
37	Burleigh All-Districts Centre Pre-Poll	4	28.57%	1	7.14%	2	14.29%	0	0.00%	7	50.00%	0	0.00%	14	0	0.00%	14	0.05%
38	Cairns All-Districts Centre Pre-Poll	0	0.00%	0	0.00%	0	0.00%	0	0.00%	3	100.00%	0	0.00%	3	1	25.00%	4	0.01%
39	Electoral Visit	32	44.44%	0	0.00%	6	8.33%	0	0.00%	32	44.44%	2	2.78%	72	6	7.69%	78	0.27%
40	Hervey Bay All-Districts Centre Pre-poll	3	27.27%	0	0.00%	7	63.64%	1	9.09%	0	0.00%	0	0.00%	11	0	0.00%	11	0.04%
41	Mackay All-Districts Centre Pre-Poll	1	33.33%	0	0.00%	1	33.33%	0	0.00%	1	33.33%	0	0.00%	3	1	25.00%	4	0.01%
42	Maroochydore All-Districts Centre Pre-Poll	0	0.00%	0	0.00%	0	0.00%	0	0.00%	2	100.00%	0	0.00%	2	0	0.00%	2	0.01%
43	Morayfield All-Districts Centre Pre-poll	0	0.00%	0	0.00%	1	33.33%	0	0.00%	1	33.33%	1	33.33%	3	0	0.00%	3	0.01%
44	Noosa All-Districts Centre Pre-Poll	1	25.00%	0	0.00%	1	25.00%	0	0.00%	2	50.00%	0	0.00%	4	0	0.00%	4	0.01%
45	Oodgeroo All-Districts Centre Pre-Poll	6	50.00%	0	0.00%	3	25.00%	0	0.00%	3	25.00%	0	0.00%	12	0	0.00%	12	0.04%
46	Redcliffe All-Districts Centre Pre-Poll	0	0.00%	0	0.00%	1	50.00%	0	0.00%	1	50.00%	0	0.00%	2	1	33.33%	3	0.01%
47	Southport All-Districts Centre Pre-Poll	9	42.86%	1	4.76%	3	14.29%	0	0.00%	6	28.57%	2	9.52%	21	2	8.70%	23	0.08%
48	Telephone Voting - Pre-poll	1	8.33%	1	8.33%	2	16.67%	1	8.33%	7	58.33%	0	0.00%	12	0	0.00%	12	0.04%
49	Townsville All-Districts Centre Pre-Poll	0	0.00%	1	50.00%	1	50.00%	0	0.00%	0	0.00%	0	0.00%	2	0	0.00%	2	0.01%
50	eAssist - Coorparoo Pre-Poll	0	0.00%	0	0.00%	0	0.00%	0	0.00%	1	100.00%	0	0.00%	1	0	0.00%	1	0.00%
51	Returning Officer Logan Pre-Poll	769	18.24%	127	3.01%	1,553	36.83%	71	1.68%	1,664	39.46%	33	0.78%	4,217	152	3.48%	4,369	15.18%
52	Returning Officer Algester Pre-Poll	0	0.00%	0	0.00%	0	0.00%	0	0.00%	0	0.00%	0	0.00%	0	0	0.00%	0	0.00%
53	Returning Officer Aspley Pre-Poll	0	0.00%	0	0.00%	0	0.00%	1	100.00%	0	0.00%	0	0.00%	1	1	50.00%	2	0.01%
54	Returning Officer Bancroft Pre-Poll	0	0.00%	0	0.00%	0	0.00%	0	0.00%	0	0.00%	0	0.00%	0	0	0.00%	0	0.00%
55	Returning Officer Barron River Pre-Poll	0	0.00%	0	0.00%	1	100.00%	0	0.00%	0	0.00%	0	0.00%	1	0	0.00%	1	0.00%
56	Returning Officer Bonney Pre-Poll	0	0.00%	0	0.00%	1	50.00%	0	0.00%	0	0.00%	1	50.00%	2	0	0.00%	2	0.01%
57	Returning Officer Broadwater Pre-Poll	0	0.00%	0	0.00%	2	100.00%	0	0.00%	0	0.00%	0	0.00%	2	0	0.00%	2	0.01%
58	Returning Officer Buderim Pre-Poll	2	100.00%	0	0.00%	0	0.00%	0	0.00%	0	0.00%	0	0.00%	2	0	0.00%	2	0.01%
59	Returning Officer Bulimba Pre-Poll	1	20.00%	2	40.00%	1	20.00%	0	0.00%	1	20.00%	0	0.00%	5	0	0.00%	5	0.02%
60	Returning Officer Bundaberg Pre-Poll	0	0.00%	0	0.00%	0	0.00%	0	0.00%	0	0.00%	0	0.00%	0	0	0.00%	0	0.00%
61	Returning Officer Bundamba Pre-Poll	0	0.00%	0	0.00%	0	0.00%	0	0.00%	0	0.00%	0	0.00%	0	0	0.00%	0	0.00%
62	Returning Officer Burdekin Pre-Poll	0	0.00%	0	0.00%	0	0.00%	0	0.00%	0	0.00%	0	0.00%	0	0	0.00%	0	0.00%
63	Returning Officer Burleigh Pre-Poll	0	0.00%	0	0.00%	0	0.00%	0	0.00%	0	0.00%	0	0.00%	0	0	0.00%	0	0.00%
64	Returning Officer Burnett Pre-Poll	0	0.00%	0	0.00%	0	0.00%	0	0.00%	0	0.00%	0	0.00%	0	0	0.00%	0	0.00%
65	Returning Officer Cairns Pre-Poll	0	0.00%	0	0.00%	0	0.00%	0	0.00%	0	0.00%	0	0.00%	0	0	0.00%	0	0.00%
66	Returning Officer Callide Pre-Poll	0	0.00%	0	0.00%	0	0.00%	0	0.00%	0	0.00%	0	0.00%	0	0	0.00%	0	0.00%
67	Returning Officer Caloundra Pre-Poll	0	0.00%	0	0.00%	0	0.00%	0	0.00%	1	100.00%	0	0.00%	1	0	0.00%	1	0.00%
68	Returning Officer Capalaba Pre-Poll	0	0.00%	0	0.00%	1	100.00%	0	0.00%	0	0.00%	0	0.00%	1	0	0.00%	1	0.00%
69	Returning Officer Chatsworth Pre-Poll	1	33.33%	1	33.33%	1	33.33%	0	0.00%	0	0.00%	0	0.00%	3	0	0.00%	3	0.01%
70	Returning Officer Clayfield Pre-Poll	0	0.00%	0	0.00%	1	33.33%	0	0.00%	2	66.67%	0	0.00%	3	0	0.00%	3	0.01%
71	Returning Officer Condamine Pre-Poll	0	0.00%	0	0.00%	0	0.00%	0	0.00%	0	0.00%	0	0.00%	0	0	0.00%	0	0.00%
72	Returning Officer Cook Pre-Poll	0	0.00%	0	0.00%	0	0.00%	0	0.00%	0	0.00%	0	0.00%	0	0	0.00%	0	0.00%
73	Returning Officer Coomera Pre-Poll	0	0.00%	0	0.00%	3	50.00%	0	0.00%	3	50.00%	0	0.00%	6	0	0.00%	6	0.02%
74	Returning Officer Cooper Pre-Poll	1	50.00%	0	0.00%	0	0.00%	0	0.00%	1	50.00%	0	0.00%	2	0	0.00%	2	0.01%

75	Returning Officer Currumbin Pre-Poll	1	100.00%	0	0.00%	0	0.00%	0	0.00%	0	0.00%	0	0.00%	1	0	0.00%	1	0.00%
76	Returning Officer Everton Pre-Poll	0	0.00%	0	0.00%	0	0.00%	0	0.00%	0	0.00%	0	0.00%	0	0	0.00%	0	0.00%
77	Returning Officer Ferny Grove Pre-Poll	1	100.00%	0	0.00%	0	0.00%	0	0.00%	0	0.00%	0	0.00%	1	0	0.00%	1	0.00%
78	Returning Officer Gaven Pre-Poll	2	33.33%	0	0.00%	2	33.33%	0	0.00%	2	33.33%	0	0.00%	6	0	0.00%	6	0.02%
79	Returning Officer Gladstone Pre-Poll	0	0.00%	1	20.00%	4	80.00%	0	0.00%	0	0.00%	0	0.00%	5	0	0.00%	5	0.02%
80	Returning Officer Glass House Pre-Poll	0	0.00%	0	0.00%	0	0.00%	0	0.00%	0	0.00%	0	0.00%	0	1	0.00%	1	0.00%
81	Returning Officer Greenslopes Pre-Poll	0	0.00%	0	0.00%	1	100.00%	0	0.00%	0	0.00%	0	0.00%	1	0	0.00%	1	0.00%
82	Returning Officer Gregory Pre-Poll	0	0.00%	0	0.00%	1	50.00%	0	0.00%	1	50.00%	0	0.00%	2	0	0.00%	2	0.01%
83	Returning Officer Gympie Pre-Poll	0	0.00%	0	0.00%	0	0.00%	0	0.00%	0	0.00%	0	0.00%	0	0	0.00%	0	0.00%
84	Returning Officer Hervey Bay Pre-Poll	0	0.00%	0	0.00%	0	0.00%	0	0.00%	0	0.00%	0	0.00%	0	0	0.00%	0	0.00%
85	Returning Officer Hill Pre-Poll	0	0.00%	0	0.00%	0	0.00%	0	0.00%	0	0.00%	0	0.00%	0	0	0.00%	0	0.00%
86	Returning Officer Hinchinbrook Pre-Poll	0	0.00%	0	0.00%	0	0.00%	0	0.00%	0	0.00%	0	0.00%	0	0	0.00%	0	0.00%
87	Returning Officer Inala Pre-Poll	3	27.27%	1	9.09%	1	9.09%	1	9.09%	5	45.45%	0	0.00%	11	1	8.33%	12	0.04%
88	Returning Officer Ipswich Pre-Poll	3	42.86%	1	14.29%	2	28.57%	0	0.00%	1	14.29%	0	0.00%	7	0	0.00%	7	0.02%
89	Returning Officer Ipswich West Pre-Poll	0	0.00%	0	0.00%	0	0.00%	0	0.00%	0	0.00%	0	0.00%	0	0	0.00%	0	0.00%
90	Returning Officer Jordan Pre-Poll	35	20.59%	7	4.12%	57	33.53%	2	1.18%	68	40.00%	1	0.59%	170	13	7.10%	183	0.64%
91	Returning Officer Kawana Pre-Poll	0	0.00%	0	0.00%	0	0.00%	0	0.00%	0	0.00%	0	0.00%	0	0	0.00%	0	0.00%
92	Returning Officer Keppel Pre-Poll	0	0.00%	0	0.00%	1	100.00%	0	0.00%	0	0.00%	0	0.00%	1	0	0.00%	1	0.00%
93	Returning Officer Kurwongbah Pre-Poll	0	0.00%	0	0.00%	0	0.00%	0	0.00%	1	100.00%	0	0.00%	1	0	0.00%	1	0.00%
94	Returning Officer Lockyer Pre-Poll	0	0.00%	0	0.00%	1	50.00%	0	0.00%	1	50.00%	0	0.00%	2	0	0.00%	2	0.01%
95	Returning Officer Lytton Pre-Poll	0	0.00%	0	0.00%	0	0.00%	0	0.00%	0	0.00%	0	0.00%	0	1	0.00%	1	0.00%
96	Returning Officer Macalister Pre-Poll	0	0.00%	0	0.00%	0	0.00%	0	0.00%	0	0.00%	0	0.00%	0	0	0.00%	0	0.00%
97	Returning Officer Mackay Pre-Poll	0	0.00%	0	0.00%	0	0.00%	0	0.00%	0	0.00%	0	0.00%	0	0	0.00%	0	0.00%
98	Returning Officer Maiwar Pre-Poll	2	100.00%	0	0.00%	0	0.00%	0	0.00%	0	0.00%	0	0.00%	2	0	0.00%	2	0.01%
99	Returning Officer Mansfield Pre-Poll	2	22.22%	1	11.11%	1	11.11%	1	11.11%	4	44.44%	0	0.00%	9	0	0.00%	9	0.03%
100	Returning Officer Maroochydore Pre-Poll	0	0.00%	0	0.00%	0	0.00%	0	0.00%	0	0.00%	0	0.00%	0	0	0.00%	0	0.00%
101	Returning Officer Maryborough Pre-Poll	0	0.00%	0	0.00%	0	0.00%	0	0.00%	0	0.00%	0	0.00%	0	0	0.00%	0	0.00%
102	Returning Officer Mcconnel Pre-Poll	0	0.00%	1	33.33%	0	0.00%	0	0.00%	2	66.67%	0	0.00%	3	0	0.00%	3	0.01%
103	Returning Officer Mermaid Beach Pre-Poll	3	75.00%	1	25.00%	0	0.00%	0	0.00%	0	0.00%	0	0.00%	4	0	0.00%	4	0.01%
104	Returning Officer Miller Pre-Poll	2	25.00%	0	0.00%	4	50.00%	0	0.00%	2	25.00%	0	0.00%	8	0	0.00%	8	0.03%
105	Returning Officer Mirani Pre-Poll	0	0.00%	0	0.00%	0	0.00%	0	0.00%	0	0.00%	0	0.00%	0	0	0.00%	0	0.00%
106	Returning Officer Moggill Pre-Poll	0	0.00%	0	0.00%	0	0.00%	0	0.00%	1	100.00%	0	0.00%	1	0	0.00%	1	0.00%
107	Returning Officer Morayfield Pre-Poll	0	0.00%	0	0.00%	0	0.00%	0	0.00%	0	0.00%	0	0.00%	0	0	0.00%	0	0.00%
108	Returning Officer Mount Ommaney Pre-Poll	1	33.33%	0	0.00%	0	0.00%	0	0.00%	2	66.67%	0	0.00%	3	0	0.00%	3	0.01%
109	Returning Officer Mudgeeraba Pre-Poll	0	0.00%	0	0.00%	0	0.00%	1	100.00%	0	0.00%	0	0.00%	1	0	0.00%	1	0.00%
110	Returning Officer Mulgrave Pre-Poll	0	0.00%	0	0.00%	0	0.00%	0	0.00%	0	0.00%	0	0.00%	0	0	0.00%	0	0.00%
111	Returning Officer Mundingburra Pre-Poll	0	0.00%	0	0.00%	0	0.00%	0	0.00%	0	0.00%	0	0.00%	0	0	0.00%	0	0.00%
112	Returning Officer Murrumba Pre-Poll	0	0.00%	0	0.00%	0	0.00%	1	50.00%	1	50.00%	0	0.00%	2	0	0.00%	2	0.01%
113	Returning Officer Nanango Pre-Poll	0	0.00%	0	0.00%	0	0.00%	0	0.00%	0	0.00%	0	0.00%	0	0	0.00%	0	0.00%
114	Returning Officer Nicklin Pre-Poll	0	0.00%	0	0.00%	1	50.00%	0	0.00%	0	0.00%	1	50.00%	2	0	0.00%	2	0.01%
115	Returning Officer Ninderry Pre-Poll	0	0.00%	1	100.00%	0	0.00%	0	0.00%	0	0.00%	0	0.00%	1	0	0.00%	1	0.00%
116	Returning Officer Noosa Pre-Poll	0	0.00%	0	0.00%	0	0.00%	0	0.00%	0	0.00%	0	0.00%	0	0	0.00%	0	0.00%
117	Returning Officer Nudgee Pre-Poll	0	0.00%	0	0.00%	0	0.00%	0	0.00%	2	100.00%	0	0.00%	2	0	0.00%	2	0.01%
118	Returning Officer Oodgeroo Pre-Poll	0	0.00%	0	0.00%	0	0.00%	0	0.00%	0	0.00%	0	0.00%	0	0	0.00%	0	0.00%
119	Returning Officer Pine Rivers Pre-Poll	0	0.00%	0	0.00%	0	0.00%	0	0.00%	0	0.00%	0	0.00%	0	0	0.00%	0	0.00%
120	Returning Officer Pumicestone Pre-Poll	0	0.00%	0	0.00%	2	100.00%	0	0.00%	0	0.00%	0	0.00%	2	0	0.00%	2	0.01%
121	Returning Officer Redcliffe Pre-Poll	0	0.00%	0	0.00%	0	0.00%	0	0.00%	0	0.00%	0	0.00%	0	0	0.00%	0	0.00%
122	Returning Officer Redlands Pre-Poll	0	0.00%	0	0.00%	1	20.00%	0	0.00%	2	40.00%	2	40.00%	5	0	0.00%	5	0.02%
123	Returning Officer Rockhampton Pre-Poll	0	0.00%	0	0.00%	1	100.00%	0	0.00%	0	0.00%	0	0.00%	1	0	0.00%	1	0.00%
124	Returning Officer Sandgate Pre-Poll	0	0.00%	0	0.00%	2	100.00%	0	0.00%	0	0.00%	0	0.00%	2	1	33.33%	3	0.01%
125	Returning Officer Scenic Rim Pre-Poll	25	19.69%	7	5.51%	63	49.61%	2	1.57%	27	21.26%	3	2.36%	127	9	6.62%	136	0.47%
126	Returning Officer South Brisbane Pre-Poll	2	25.00%	2	25.00%	1	12.50%	0	0.00%	2	25.00%	1	12.50%	8	0	0.00%	8	0.03%
127	Returning Officer Southern Downs Pre-Poll	2	66.67%	0	0.00%	0	0.00%	0	0.00%	0	0.00%	1	33.33%	3	0	0.00%	3	0.01%
128	Returning Officer Southport Pre-Poll	0	0.00%	0	0.00%	0	0.00%	0	0.00%	0	0.00%	0	0.00%	0	0	0.00%	0	0.00%
129	Returning Officer Springwood Pre-Poll	58	27.49%	15	7.11%	49	23.22%	5	2.37%	82	38.86%	2	0.95%	211	8	3.65%	219	0.76%
130	Returning Officer Stafford Pre-Poll	0	0.00%	1	33.33%	1	33.33%	0	0.00%	1	33.33%	0	0.00%	3	0	0.00%	3	0.01%
131	Returning Officer Stretton Pre-Poll	8	27.59%	0	0.00%	8	27.59%	1	3.45%	10	34.48%	2	6.90%	29	2	6.45%	31	0.11%
132	Returning Officer Surfers Paradise Pre-Poll	0	0.00%	1	100.00%	0	0.00%	0	0.00%	0	0.00%	0	0.00%	1	1	50.00%	2	0.01%
133	Returning Officer Theodore Pre-Poll	1	50.00%	0	0.00%	1	50.00%	0	0.00%	0	0.00%	0	0.00%	2	0	0.00%	2	0.01%
134	Returning Officer Thuringowa Pre-Poll	0	0.00%	0	0.00%	0	0.00%	0	0.00%	0	0.00%	0	0.00%	0	0	0.00%	0	0.00%
135	Returning Officer Toohey Pre-Poll	7	50.00%	1	7.14%	2	14.29%	0	0.00%	4	28.57%	0	0.00%	14	0	0.00%	14	0.05%
136	Returning Officer Toowoomba North Pre-Poll	0	0.00%	0	0.00%	2	66.67%	0	0.00%	1	33.33%	0	0.00%	3	0	0.00%	3	0.01%
137	Returning Officer Toowoomba South Pre-Poll	2	100.00%	0	0.00%	0	0.00%	0	0.00%	0	0.00%	0	0.00%	2	0	0.00%	2	0.01%
138	Returning Officer Townsville Pre-Poll	0	0.00%	0	0.00%	0	0.00%	0	0.00%	0	0.00%	0	0.00%	0	0	0.00%	0	0.00%
139	Returning Officer Traeger Pre-Poll	0	0.00%	0	0.00%	0	0.00%	0	0.00%	0	0.00%	0	0.00%	0	0	0.00%	0	0.00%
140	Returning Officer Warrego Pre-Poll	0	0.00%	0	0.00%	0	0.00%	0	0.00%	1	100.00%	0	0.00%	1	0	0.00%	1	0.00%
141	Returning Officer Waterford Pre-Poll	0	0.00%	0	0.00%	0	0.00%	0	0.00%	0	0.00%	0	0.00%	0	0	0.00%	0	0.00%
142	Returning Officer Whitsunday Pre-Poll	0	0.00%	0	0.00%	0	0.00%	0	0.00%	0	0.00%	0	0.00%	0	0	0.00%	0	0.00%
143	Returning Officer Woodridge Pre-Poll	107	18.32%	15	2.57%	157	26.88%	6	1.03%	296	50.68%	3	0.51%	584	36	5.81%	620	2.15%
	Polling Booth Totals	**3,866**	**17.58%**	**1,019**	**4.63%**	**6,889**	**31.32%**	**466**	**2.12%**	**9,474**	**43.08%**	**280**	**1.27%**	**21,994**	**1,285**	**5.52%**	**23,279**	**80.87%**
Postal, Special Postal, Unenrolled Votes		796	22.52%	140	3.96%	1,055	29.85%	97	2.74%	1,401	39.64%	45	1.27%	3,534	264	6.95%	3,798	13.19%
Pre-Poll (In Person) Absent Votes		5	6.58%	6	7.89%	33	43.42%	2	2.63%	29	38.16%	1	1.32%	76	2	2.56%	78	0.27%
Polling Day Absent Votes		252	19.28%	146	11.17%	350	26.78%	41	3.14%	487	37.26%	31	2.37%	1,307	78	5.63%	1,385	4.81%
Declared Institution Votes		20	34.48%	2	3.45%	10	17.24%	2	3.45%	23	39.66%	1	1.72%	58	3	4.92%	61	0.21%
Polling Day Declaration Votes		29	16.38%	14	7.91%	50	28.25%	8	4.52%	74	41.81%	2	1.13%	177	6	3.28%	183	0.64%
Uncertain Identity		0	0.00%	0	0.00%	0	0.00%	0	0.00%	0	0.00%	0	0.00%	0	0	0.00%	0	0.00%
Declaration and Pre-Poll Votes Totals		**1,102**	**21.39%**	**308**	**5.98%**	**1,498**	**29.08%**	**150**	**2.91%**	**2,014**	**39.09%**	**80**	**1.55%**	**5,152**	**353**	**6.41%**	**5,505**	**19.13%**
Total First Preference Votes		**4,968**	**18.30%**	**1,327**	**4.89%**	**8,387**	**30.90%**	**616**	**2.27%**	**11,488**	**42.32%**	**360**	**1.33%**	**27,146**	**1,638**	**5.69%**	**28,784**	**100.00%**

Statistical Reports

Distribution of Preferences

Preference Distribution	VICARIO Gloria Votes	%	JENKINSON Liam Votes	%	BANNAN Scott Votes	%	COX Danielle Votes	%	* POWER Linus Votes	%	MURPHY Daniel Votes	%	Votes remaining in count	Exhausted Votes	%	Total Formal Votes
First Preference Votes	4,968	18.30%	1,327	4.89%	8,387	30.90%	616	2.27%	11,488	42.32%	360	1.33%	27,146			27,146
MURPHY Excluded (1st)	**43**	**11.94%**	**30**	**8.33%**	**40**	**11.11%**	**162**	**45.00%**	**85**	**23.61%**			**360**	**0**	**0.00%**	**360**
Total	5,011	18.46%	1,357	5.00%	8,427	31.04%	778	2.87%	11,573	42.63%			27,146	0	0.00%	27,146
COX Excluded (2nd)	**128**	**16.45%**	**274**	**35.22%**	**170**	**21.85%**			**206**	**26.48%**			**778**	**0**	**0.00%**	**778**
Total	5,139	18.93%	1,631	6.01%	8,597	31.67%			11,779	43.39%			27,146	0	0.00%	27,146
JENKINSON Excluded (3rd)	**362**	**22.19%**			**309**	**18.95%**			**960**	**58.86%**			**1,631**	**0**	**0.00%**	**1,631**
Total	5,501	20.26%			8,906	32.81%			12,739	46.93%			27,146	0	0.00%	27,146
VICARIO Excluded (4th)					**2,814**	**51.15%**			**2,687**	**48.85%**			**5,501**	**0**	**0.00%**	**5,501**
District Total					**11,720**	**43.17%**			**15,426**	**56.83%**			**27,146**	**0**	**0.00%**	**27,146**

*** Indicates the winner**

45 - Electoral District of Lytton

First Preference Votes Polled for each Candidate at each Polling Booth

Booth No.	Polling Booth	* PEASE Joan ALP Votes	%	STRAHAN Karren LNP Votes	%	BLACK Suzanne ONP Votes	%	AUSTIN Ken GRN Votes	%	Total Formal Votes	Informal Votes	%	Total Votes	% of Total Votes
1	Gumdale	148	41.23%	133	37.05%	38	10.58%	40	11.14%	359	8	2.18%	367	1.13%
2	Hemmant	382	52.11%	132	18.01%	147	20.05%	72	9.82%	733	32	4.18%	765	2.35%
3	Lindum	368	50.27%	146	19.95%	143	19.54%	75	10.25%	732	23	3.05%	755	2.32%
4	Lota	599	45.28%	340	25.70%	164	12.40%	220	16.63%	1,323	46	3.36%	1,369	4.20%
5	Manly	511	42.30%	368	30.46%	148	12.25%	181	14.98%	1,208	59	4.66%	1,267	3.89%
6	Manly West	651	47.17%	349	25.29%	198	14.35%	182	13.19%	1,380	47	3.29%	1,427	4.38%
7	Preston Road	561	47.46%	326	27.58%	134	11.34%	161	13.62%	1,182	34	2.80%	1,216	3.73%
8	Tingalpa	518	52.86%	201	20.51%	151	15.41%	110	11.22%	980	46	4.48%	1,026	3.15%
9	Tingalpa South	77	45.83%	41	24.40%	26	15.48%	24	14.29%	168	13	7.18%	181	0.56%
10	Wondall Heights	1,121	52.07%	504	23.41%	287	13.33%	241	11.19%	2,153	91	4.06%	2,244	6.89%
11	Wynnum	924	52.17%	345	19.48%	234	13.21%	268	15.13%	1,771	45	2.48%	1,816	5.58%
12	Wynnum Central	807	51.08%	350	22.15%	253	16.01%	170	10.76%	1,580	38	2.35%	1,618	4.97%
13	Wynnum South	412	42.21%	307	31.45%	128	13.11%	129	13.22%	976	30	2.98%	1,006	3.09%
14	Wynnum West	1,074	55.56%	349	18.05%	270	13.97%	240	12.42%	1,933	91	4.50%	2,024	6.22%
15	Brisbane CBD All-Districts Centre	7	30.43%	6	26.09%	2	8.70%	8	34.78%	23	1	4.17%	24	0.07%
16	Bundaberg All-Districts Centre	0	0.00%	0	0.00%	0	0.00%	0	0.00%	0	0	0.00%	0	0.00%
17	Burleigh All-Districts Centre	1	50.00%	1	50.00%	0	0.00%	0	0.00%	2	0	0.00%	2	0.01%
18	Cairns All-Districts Centre	1	50.00%	1	50.00%	0	0.00%	0	0.00%	2	0	0.00%	2	0.01%
19	East Brisbane All-Districts Centre	2	12.50%	5	31.25%	1	6.25%	8	50.00%	16	0	0.00%	16	0.05%
20	Hervey Bay All-Districts Centre	0	0.00%	0	0.00%	0	0.00%	0	0.00%	0	0	0.00%	0	0.00%
21	Mackay All-Districts Centre	0	0.00%	0	0.00%	0	0.00%	0	0.00%	0	0	0.00%	0	0.00%
22	Maroochydore All-Districts Centre	0	0.00%	0	0.00%	0	0.00%	0	0.00%	0	0	0.00%	0	0.00%
23	Morayfield All-Districts Centre	1	100.00%	0	0.00%	0	0.00%	0	0.00%	1	0	0.00%	1	0.00%
24	Noosa All-Districts Centre	2	66.67%	1	33.33%	0	0.00%	0	0.00%	3	1	25.00%	4	0.01%
25	Oodgeroo All-Districts Centre	1	50.00%	0	0.00%	0	0.00%	1	50.00%	2	1	33.33%	3	0.01%
26	Redcliffe All-Districts Centre	0	0.00%	0	0.00%	0	0.00%	0	0.00%	0	1	0.00%	1	0.00%
27	Southport All-Districts Centre	1	50.00%	0	0.00%	0	0.00%	1	50.00%	2	0	0.00%	2	0.01%
28	Telephone Voting	0	0.00%	0	0.00%	0	0.00%	0	0.00%	0	0	0.00%	0	0.00%
29	Townsville All-Districts Centre	0	0.00%	0	0.00%	0	0.00%	0	0.00%	0	0	0.00%	0	0.00%
30	Vulture Street All-Districts Centre	2	33.33%	2	33.33%	0	0.00%	2	33.33%	6	0	0.00%	6	0.02%
31	Woolloongabba All-Districts Centre	3	75.00%	1	25.00%	0	0.00%	0	0.00%	4	0	0.00%	4	0.01%
32	Brisbane CBD All-Districts Centre Pre-Poll	231	47.83%	136	28.16%	32	6.63%	84	17.39%	483	9	1.83%	492	1.51%
33	Bundaberg All-Districts Centre Pre-Poll	0	0.00%	3	50.00%	2	33.33%	1	16.67%	6	0	0.00%	6	0.02%
34	Burleigh All-Districts Centre Pre-Poll	3	27.27%	3	27.27%	3	27.27%	2	18.18%	11	0	0.00%	11	0.03%
35	Cairns All-Districts Centre Pre-Poll	0	0.00%	2	100.00%	0	0.00%	0	0.00%	2	0	0.00%	2	0.01%
36	Electoral Visit	121	47.64%	98	38.58%	19	7.48%	16	6.30%	254	5	1.93%	259	0.80%
37	Hervey Bay All-Districts Centre Pre-poll	2	28.57%	2	28.57%	3	42.86%	0	0.00%	7	0	0.00%	7	0.02%
38	Mackay All-Districts Centre Pre-Poll	2	50.00%	0	0.00%	0	0.00%	2	50.00%	4	0	0.00%	4	0.01%
39	Maroochydore All-Districts Centre Pre-Poll	1	20.00%	1	20.00%	1	20.00%	2	40.00%	5	0	0.00%	5	0.02%
40	Morayfield All-Districts Centre Pre-poll	1	100.00%	0	0.00%	0	0.00%	0	0.00%	1	0	0.00%	1	0.00%
41	Noosa All-Districts Centre Pre-Poll	0	0.00%	1	100.00%	0	0.00%	0	0.00%	1	0	0.00%	1	0.00%
42	Oodgeroo All-Districts Centre Pre-Poll	30	46.15%	19	29.23%	7	10.77%	9	13.85%	65	1	1.52%	66	0.20%
43	Redcliffe All-Districts Centre Pre-Poll	7	63.64%	4	36.36%	0	0.00%	0	0.00%	11	3	21.43%	14	0.04%
44	Southport All-Districts Centre Pre-Poll	6	75.00%	0	0.00%	2	25.00%	0	0.00%	8	0	0.00%	8	0.02%
45	Telephone Voting - Pre-poll	6	75.00%	1	12.50%	0	0.00%	1	12.50%	8	0	0.00%	8	0.02%
46	Townsville All-Districts Centre Pre-Poll	1	50.00%	1	50.00%	0	0.00%	0	0.00%	2	1	33.33%	3	0.01%
47	eAssist - Coorparoo Pre-Poll	3	37.50%	1	12.50%	2	25.00%	2	25.00%	8	1	11.11%	9	0.03%
48	Returning Officer Lytton Pre-Poll	4,384	49.03%	2,156	24.11%	1,683	18.82%	718	8.03%	8,941	253	2.75%	9,194	28.23%
49	Returning Officer Algester Pre-Poll	0	0.00%	0	0.00%	0	0.00%	0	0.00%	0	0	0.00%	0	0.00%
50	Returning Officer Aspley Pre-Poll	2	50.00%	1	25.00%	0	0.00%	1	25.00%	4	0	0.00%	4	0.01%
51	Returning Officer Bancroft Pre-Poll	0	0.00%	0	0.00%	0	0.00%	0	0.00%	0	0	0.00%	0	0.00%
52	Returning Officer Barron River Pre-Poll	0	0.00%	0	0.00%	0	0.00%	0	0.00%	0	0	0.00%	0	0.00%
53	Returning Officer Bonney Pre-Poll	0	0.00%	0	0.00%	0	0.00%	0	0.00%	0	0	0.00%	0	0.00%
54	Returning Officer Broadwater Pre-Poll	0	0.00%	0	0.00%	0	0.00%	0	0.00%	0	0	0.00%	0	0.00%
55	Returning Officer Buderim Pre-Poll	0	0.00%	0	0.00%	0	0.00%	0	0.00%	0	0	0.00%	0	0.00%
56	Returning Officer Bulimba Pre-Poll	17	36.17%	14	29.79%	11	23.40%	5	10.64%	47	6	11.32%	53	0.16%
57	Returning Officer Bundaberg Pre-Poll	0	0.00%	0	0.00%	0	0.00%	0	0.00%	0	0	0.00%	0	0.00%
58	Returning Officer Bundamba Pre-Poll	0	0.00%	0	0.00%	0	0.00%	0	0.00%	0	0	0.00%	0	0.00%
59	Returning Officer Burdekin Pre-Poll	0	0.00%	0	0.00%	0	0.00%	0	0.00%	0	0	0.00%	0	0.00%
60	Returning Officer Burleigh Pre-Poll	0	0.00%	0	0.00%	0	0.00%	0	0.00%	0	0	0.00%	0	0.00%
61	Returning Officer Burnett Pre-Poll	0	0.00%	0	0.00%	0	0.00%	0	0.00%	0	0	0.00%	0	0.00%
62	Returning Officer Cairns Pre-Poll	0	0.00%	0	0.00%	0	0.00%	0	0.00%	0	0	0.00%	0	0.00%

63	Returning Officer Callide Pre-Poll	0	0.00%	0	0.00%	0	0.00%	0	0.00%	0	0	0.00%	0	0.00%
64	Returning Officer Caloundra Pre-Poll	1	50.00%	0	0.00%	1	50.00%	0	0.00%	2	0	0.00%	2	0.01%
65	Returning Officer Capalaba Pre-Poll	27	44.26%	22	36.07%	7	11.48%	5	8.20%	61	2	3.17%	63	0.19%
66	Returning Officer Chatsworth Pre-Poll	163	45.28%	104	28.89%	62	17.22%	31	8.61%	360	10	2.70%	370	1.14%
67	Returning Officer Clayfield Pre-Poll	2	25.00%	4	50.00%	1	12.50%	1	12.50%	8	0	0.00%	8	0.02%
68	Returning Officer Condamine Pre-Poll	0	0.00%	0	0.00%	0	0.00%	0	0.00%	0	0	0.00%	0	0.00%
69	Returning Officer Cook Pre-Poll	0	0.00%	0	0.00%	0	0.00%	0	0.00%	0	0	0.00%	0	0.00%
70	Returning Officer Coomera Pre-Poll	0	0.00%	0	0.00%	0	0.00%	1	100.00%	1	0	0.00%	1	0.00%
71	Returning Officer Cooper Pre-Poll	3	37.50%	3	37.50%	0	0.00%	2	25.00%	8	0	0.00%	8	0.02%
72	Returning Officer Currumbin Pre-Poll	2	66.67%	1	33.33%	0	0.00%	0	0.00%	3	0	0.00%	3	0.01%
73	Returning Officer Everton Pre-Poll	0	0.00%	0	0.00%	0	0.00%	0	0.00%	0	0	0.00%	0	0.00%
74	Returning Officer Ferny Grove Pre-Poll	1	100.00%	0	0.00%	0	0.00%	0	0.00%	1	0	0.00%	1	0.00%
75	Returning Officer Gaven Pre-Poll	0	0.00%	0	0.00%	0	0.00%	0	0.00%	0	0	0.00%	0	0.00%
76	Returning Officer Gladstone Pre-Poll	3	50.00%	3	50.00%	0	0.00%	0	0.00%	6	0	0.00%	6	0.02%
77	Returning Officer Glass House Pre-Poll	0	0.00%	0	0.00%	1	100.00%	0	0.00%	1	0	0.00%	1	0.00%
78	Returning Officer Greenslopes Pre-Poll	6	37.50%	5	31.25%	2	12.50%	3	18.75%	16	1	5.88%	17	0.05%
79	Returning Officer Gregory Pre-Poll	0	0.00%	0	0.00%	0	0.00%	0	0.00%	0	0	0.00%	0	0.00%
80	Returning Officer Gympie Pre-Poll	1	50.00%	1	50.00%	0	0.00%	0	0.00%	2	0	0.00%	2	0.01%
81	Returning Officer Hervey Bay Pre-Poll	0	0.00%	0	0.00%	0	0.00%	0	0.00%	0	0	0.00%	0	0.00%
82	Returning Officer Hill Pre-Poll	0	0.00%	0	0.00%	0	0.00%	0	0.00%	0	1	0.00%	1	0.00%
83	Returning Officer Hinchinbrook Pre-Poll	0	0.00%	0	0.00%	0	0.00%	0	0.00%	0	0	0.00%	0	0.00%
84	Returning Officer Inala Pre-Poll	1	50.00%	0	0.00%	1	50.00%	0	0.00%	2	0	0.00%	2	0.01%
85	Returning Officer Ipswich Pre-Poll	0	0.00%	3	60.00%	1	20.00%	1	20.00%	5	0	0.00%	5	0.02%
86	Returning Officer Ipswich West Pre-Poll	0	0.00%	0	0.00%	0	0.00%	0	0.00%	0	0	0.00%	0	0.00%
87	Returning Officer Jordan Pre-Poll	3	50.00%	1	16.67%	2	33.33%	0	0.00%	6	0	0.00%	6	0.02%
88	Returning Officer Kawana Pre-Poll	0	0.00%	1	100.00%	0	0.00%	0	0.00%	1	0	0.00%	1	0.00%
89	Returning Officer Keppel Pre-Poll	0	0.00%	2	100.00%	0	0.00%	0	0.00%	2	0	0.00%	2	0.01%
90	Returning Officer Kurwongbah Pre-Poll	1	100.00%	0	0.00%	0	0.00%	0	0.00%	1	0	0.00%	1	0.00%
91	Returning Officer Lockyer Pre-Poll	1	100.00%	0	0.00%	0	0.00%	0	0.00%	1	0	0.00%	1	0.00%
92	Returning Officer Logan Pre-Poll	2	66.67%	0	0.00%	1	33.33%	0	0.00%	3	0	0.00%	3	0.01%
93	Returning Officer Macalister Pre-Poll	0	0.00%	0	0.00%	0	0.00%	0	0.00%	0	0	0.00%	0	0.00%
94	Returning Officer Mackay Pre-Poll	0	0.00%	0	0.00%	0	0.00%	0	0.00%	0	0	0.00%	0	0.00%
95	Returning Officer Maiwar Pre-Poll	0	0.00%	0	0.00%	0	0.00%	0	0.00%	0	0	0.00%	0	0.00%
96	Returning Officer Mansfield Pre-Poll	6	75.00%	2	25.00%	0	0.00%	0	0.00%	8	0	0.00%	8	0.02%
97	Returning Officer Maroochydore Pre-Poll	1	20.00%	1	20.00%	1	20.00%	2	40.00%	5	0	0.00%	5	0.02%
98	Returning Officer Maryborough Pre-Poll	0	0.00%	0	0.00%	0	0.00%	0	0.00%	0	0	0.00%	0	0.00%
99	Returning Officer Mcconnel Pre-Poll	5	62.50%	1	12.50%	1	12.50%	1	12.50%	8	0	0.00%	8	0.02%
100	Returning Officer Mermaid Beach Pre-Poll	0	0.00%	0	0.00%	0	0.00%	0	0.00%	0	0	0.00%	0	0.00%
101	Returning Officer Miller Pre-Poll	3	100.00%	0	0.00%	0	0.00%	0	0.00%	3	0	0.00%	3	0.01%
102	Returning Officer Mirani Pre-Poll	0	0.00%	0	0.00%	0	0.00%	0	0.00%	0	0	0.00%	0	0.00%
103	Returning Officer Moggill Pre-Poll	2	50.00%	1	25.00%	0	0.00%	1	25.00%	4	0	0.00%	4	0.01%
104	Returning Officer Morayfield Pre-Poll	0	0.00%	0	0.00%	0	0.00%	0	0.00%	0	0	0.00%	0	0.00%
105	Returning Officer Mount Ommaney Pre-Poll	3	75.00%	1	25.00%	0	0.00%	0	0.00%	4	0	0.00%	4	0.01%
106	Returning Officer Mudgeeraba Pre-Poll	0	0.00%	0	0.00%	0	0.00%	0	0.00%	0	0	0.00%	0	0.00%
107	Returning Officer Mulgrave Pre-Poll	1	100.00%	0	0.00%	0	0.00%	0	0.00%	1	0	0.00%	1	0.00%
108	Returning Officer Mundingburra Pre-Poll	0	0.00%	0	0.00%	0	0.00%	0	0.00%	0	0	0.00%	0	0.00%
109	Returning Officer Murrumba Pre-Poll	1	100.00%	0	0.00%	0	0.00%	0	0.00%	1	0	0.00%	1	0.00%
110	Returning Officer Nanango Pre-Poll	0	0.00%	0	0.00%	0	0.00%	0	0.00%	0	0	0.00%	0	0.00%
111	Returning Officer Nicklin Pre-Poll	0	0.00%	1	100.00%	0	0.00%	0	0.00%	1	0	0.00%	1	0.00%
112	Returning Officer Ninderry Pre-Poll	0	0.00%	0	0.00%	0	0.00%	0	0.00%	0	1	0.00%	1	0.00%
113	Returning Officer Noosa Pre-Poll	0	0.00%	0	0.00%	0	0.00%	0	0.00%	0	0	0.00%	0	0.00%
114	Returning Officer Nudgee Pre-Poll	0	0.00%	1	50.00%	0	0.00%	1	50.00%	2	0	0.00%	2	0.01%
115	Returning Officer Oodgeroo Pre-Poll	30	46.15%	19	29.23%	7	10.77%	9	13.85%	65	1	1.52%	66	0.20%
116	Returning Officer Pine Rivers Pre-Poll	1	33.33%	0	0.00%	0	0.00%	2	66.67%	3	0	0.00%	3	0.01%
117	Returning Officer Pumicestone Pre-Poll	1	100.00%	0	0.00%	0	0.00%	0	0.00%	1	0	0.00%	1	0.00%
118	Returning Officer Redcliffe Pre-Poll	0	0.00%	0	0.00%	0	0.00%	0	0.00%	0	0	0.00%	0	0.00%
119	Returning Officer Redlands Pre-Poll	6	50.00%	3	25.00%	1	8.33%	2	16.67%	12	0	0.00%	12	0.04%
120	Returning Officer Rockhampton Pre-Poll	2	66.67%	0	0.00%	0	0.00%	1	33.33%	3	1	25.00%	4	0.01%
121	Returning Officer Sandgate Pre-Poll	1	50.00%	0	0.00%	0	0.00%	1	50.00%	2	0	0.00%	2	0.01%
122	Returning Officer Scenic Rim Pre-Poll	0	0.00%	2	100.00%	0	0.00%	0	0.00%	2	0	0.00%	2	0.01%
123	Returning Officer South Brisbane Pre-Poll	2	25.00%	4	50.00%	2	25.00%	0	0.00%	8	0	0.00%	8	0.02%
124	Returning Officer Southern Downs Pre-Poll	0	0.00%	1	100.00%	0	0.00%	0	0.00%	1	0	0.00%	1	0.00%
125	Returning Officer Southport Pre-Poll	0	0.00%	0	0.00%	0	0.00%	0	0.00%	0	0	0.00%	0	0.00%
126	Returning Officer Springwood Pre-Poll	10	50.00%	5	25.00%	2	10.00%	3	15.00%	20	0	0.00%	20	0.06%
127	Returning Officer Stafford Pre-Poll	2	100.00%	0	0.00%	0	0.00%	0	0.00%	2	0	0.00%	2	0.01%
128	Returning Officer Stretton Pre-Poll	0	0.00%	0	0.00%	4	100.00%	0	0.00%	4	0	0.00%	4	0.01%
129	Returning Officer Surfers Paradise Pre-Poll	0	0.00%	0	0.00%	0	0.00%	0	0.00%	0	1	0.00%	1	0.00%
130	Returning Officer Theodore Pre-Poll	0	0.00%	0	0.00%	0	0.00%	0	0.00%	0	0	0.00%	0	0.00%
131	Returning Officer Thuringowa Pre-Poll	0	0.00%	0	0.00%	0	0.00%	0	0.00%	0	0	0.00%	0	0.00%
132	Returning Officer Toohey Pre-Poll	2	40.00%	2	40.00%	0	0.00%	1	20.00%	5	0	0.00%	5	0.02%
133	Returning Officer Toowoomba North Pre-Poll	1	33.33%	1	33.33%	1	33.33%	0	0.00%	3	0	0.00%	3	0.01%

134	Returning Officer Toowoomba South Pre-Poll	1	100.00%	0	0.00%	0	0.00%	0	0.00%	1	0	0.00%	1	0.00%
135	Returning Officer Townsville Pre-Poll	0	0.00%	0	0.00%	0	0.00%	0	0.00%	0	0	0.00%	0	0.00%
136	Returning Officer Traeger Pre-Poll	0	0.00%	0	0.00%	1	100.00%	0	0.00%	1	0	0.00%	1	0.00%
137	Returning Officer Warrego Pre-Poll	0	0.00%	0	0.00%	1	100.00%	0	0.00%	1	0	0.00%	1	0.00%
138	Returning Officer Waterford Pre-Poll	0	0.00%	0	0.00%	0	0.00%	0	0.00%	0	0	0.00%	0	0.00%
139	Returning Officer Whitsunday Pre-Poll	0	0.00%	1	100.00%	0	0.00%	0	0.00%	1	0	0.00%	1	0.00%
140	Returning Officer Woodridge Pre-Poll	2	66.67%	1	33.33%	0	0.00%	0	0.00%	3	0	0.00%	3	0.01%
	Polling Booth Totals	**13,291**	**49.10%**	**6,548**	**24.19%**	**4,189**	**15.47%**	**3,044**	**11.24%**	**27,072**	**904**	**3.23%**	**27,976**	**85.91%**
	Postal, Special Postal, Unenrolled Votes	1,538	50.15%	804	26.21%	440	14.35%	285	9.29%	3,067	111	3.49%	3,178	9.76%
	Pre-Poll (In Person) Absent Votes	25	43.86%	13	22.81%	10	17.54%	9	15.79%	57	0	0.00%	57	0.18%
	Polling Day Absent Votes	516	41.95%	283	23.01%	203	16.50%	228	18.54%	1,230	42	3.30%	1,272	3.91%
	Declared Institution Votes	46	57.50%	15	18.75%	12	15.00%	7	8.75%	80	0	0.00%	80	0.25%
	Polling Day Declaration Votes	0	0.00%	0	0.00%	0	0.00%	0	0.00%	0	0	0.00%	0	0.00%
	Uncertain Identity	0	0.00%	0	0.00%	0	0.00%	0	0.00%	0	0	0.00%	0	0.00%
	Declaration and Pre-Poll Votes Totals	**2,125**	**47.93%**	**1,115**	**25.15%**	**665**	**15.00%**	**529**	**11.93%**	**4,434**	**153**	**3.34%**	**4,587**	**14.09%**
	Total First Preference Votes	**15,416**	**48.93%**	**7,663**	**24.32%**	**4,854**	**15.41%**	**3,573**	**11.34%**	**31,506**	**1,057**	**3.25%**	**32,563**	**100.00%**

Distribution of Preferences

	* PEASE Joan		STRAHAN Karren		BLACK Suzanne		AUSTIN Ken		Votes remaining in count	Exhausted		Total Formal Votes
Preference Distribution	**Votes**	**%**	**Votes**	**%**	**Votes**	**%**	**Votes**	**%**		**Votes**	**%**	
First Preference Votes	15,416	48.93%	7,663	24.32%	4,854	15.41%	3,573	11.34%	31,506			31,506
AUSTIN Excluded (1st)	**2,636**	**73.78%**	**600**	**16.79%**	**337**	**9.43%**			**3,573**	**0**	**0.00%**	**3,573**
Total	18,052	57.30%	8,263	26.23%	5,191	16.48%			31,506	0	0.00%	31,506
BLACK Excluded (2nd)	**1,489**	**28.68%**	**3,702**	**71.32%**					**5,191**	**0**	**0.00%**	**5,191**
District Total	**19,541**	**62.02%**	**11,965**	**37.98%**					**31,506**	**0**	**0.00%**	**31,506**

*** Indicates the winner**

46 - Electoral District of Macalister

First Preference Votes Polled for each Candidate at each Polling Booth

Booth No.	Polling Booth	NEHRING Gabi GRN Votes	%	MUSGRAVE Ben CR Votes	%	BRADLEY Greg Votes	%	VAN MANEN Judi LNP Votes	%	JOHNSTON Hetty Votes	%	CLANCY Janelle Votes	%	* MCMAHON Melissa ALP Votes	%	Total Formal Votes	Informal Votes	%	Total Votes	% of Total Votes
1	Beenleigh	101	7.02%	34	2.36%	31	2.15%	274	19.04%	359	24.95%	50	3.47%	590	41.00%	1,439	147	9.27%	1,586	5.32%
2	Beenleigh Central	107	9.22%	38	3.27%	20	1.72%	209	18.00%	256	22.05%	35	3.01%	496	42.72%	1,161	95	7.56%	1,256	4.21%
3	Bethania	14	5.88%	13	5.46%	2	0.84%	53	22.27%	41	17.23%	2	0.84%	113	47.48%	238	22	8.46%	260	0.87%
4	Carbrook	40	5.92%	13	1.92%	8	1.18%	256	37.87%	157	23.22%	7	1.04%	195	28.85%	676	40	5.59%	716	2.40%
5	Cornubia	141	6.44%	52	2.37%	38	1.73%	772	35.24%	546	24.92%	22	1.00%	620	28.30%	2,191	100	4.36%	2,291	7.68%
6	Eagleby	66	6.13%	28	2.60%	22	2.04%	231	21.47%	229	21.28%	17	1.58%	483	44.89%	1,076	104	8.81%	1,180	3.96%
7	Eagleby South	134	6.26%	79	3.69%	34	1.59%	443	20.71%	514	24.03%	60	2.81%	875	40.91%	2,139	192	8.24%	2,331	7.82%
8	Edens Landing	143	7.73%	63	3.40%	29	1.57%	429	23.18%	335	18.10%	22	1.19%	830	44.84%	1,851	182	8.95%	2,033	6.82%
9	Mt Warren Park	125	6.78%	53	2.88%	30	1.63%	439	23.82%	386	20.94%	21	1.14%	789	42.81%	1,843	132	6.68%	1,975	6.62%
10	Shailer Park	56	8.63%	26	4.01%	4	0.62%	197	30.35%	140	21.57%	6	0.92%	220	33.90%	649	55	7.81%	704	2.36%
11	Waterford	79	7.50%	36	3.42%	12	1.14%	230	21.84%	226	21.46%	26	2.47%	444	42.17%	1,053	59	5.31%	1,112	3.73%
12	Waterford West	10	9.62%	5	4.81%	1	0.96%	21	20.19%	13	12.50%	3	2.88%	51	49.04%	104	7	6.31%	111	0.37%
13	Windaroo	54	5.74%	31	3.29%	14	1.49%	242	25.72%	266	28.27%	19	2.02%	315	33.48%	941	64	6.37%	1,005	3.37%
14	Windaroo Valley	104	5.98%	46	2.65%	43	2.47%	492	28.31%	472	27.16%	27	1.55%	554	31.88%	1,738	133	7.11%	1,871	6.27%
15	Brisbane CBD All-Districts Centre	5	20.83%	1	4.17%	3	12.50%	4	16.67%	2	8.33%	0	0.00%	9	37.50%	24	0	0.00%	24	0.08%
16	Bundaberg All-Districts Centre	0	0.00%	0	0.00%	0	0.00%	0	0.00%	0	0.00%	0	0.00%	0	0.00%	0	0	0.00%	0	0.00%
17	Burleigh All-Districts Centre	0	0.00%	0	0.00%	0	0.00%	4	100.00%	0	0.00%	0	0.00%	0	0.00%	4	0	0.00%	4	0.01%
18	Cairns All-Districts Centre	0	0.00%	0	0.00%	0	0.00%	0	0.00%	0	0.00%	1	50.00%	1	50.00%	2	0	0.00%	2	0.01%
19	East Brisbane All-Districts Centre	1	9.09%	1	9.09%	1	9.09%	5	45.45%	1	9.09%	0	0.00%	2	18.18%	11	1	8.33%	12	0.04%
20	Hervey Bay All-Districts Centre	0	0.00%	0	0.00%	0	0.00%	0	0.00%	0	0.00%	0	0.00%	0	0.00%	0	0	0.00%	0	0.00%
21	Mackay All-Districts Centre	0	0.00%	0	0.00%	0	0.00%	2	100.00%	0	0.00%	0	0.00%	0	0.00%	2	0	0.00%	2	0.01%
22	Maroochydore All-Districts Centre	0	0.00%	0	0.00%	0	0.00%	0	0.00%	0	0.00%	0	0.00%	1	100.00%	1	0	0.00%	1	0.00%
23	Morayfield All-Districts Centre	0	0.00%	0	0.00%	0	0.00%	0	0.00%	0	0.00%	0	0.00%	0	0.00%	0	0	0.00%	0	0.00%
24	Noosa All-Districts Centre	0	0.00%	0	0.00%	0	0.00%	0	0.00%	0	0.00%	0	0.00%	0	0.00%	0	2	0.00%	2	0.01%
25	Oodgeroo All-Districts Centre	1	33.33%	0	0.00%	0	0.00%	0	0.00%	0	0.00%	1	33.33%	1	33.33%	3	0	0.00%	3	0.01%
26	Redcliffe All-Districts Centre	0	0.00%	0	0.00%	0	0.00%	0	0.00%	0	0.00%	0	0.00%	1	100.00%	1	0	0.00%	1	0.00%
27	Southport All-Districts Centre	0	0.00%	0	0.00%	0	0.00%	0	0.00%	0	0.00%	0	0.00%	3	100.00%	3	0	0.00%	3	0.01%
28	Telephone Voting	1	16.67%	0	0.00%	0	0.00%	2	33.33%	0	0.00%	0	0.00%	3	50.00%	6	0	0.00%	6	0.02%
29	Townsville All-Districts Centre	0	0.00%	0	0.00%	0	0.00%	0	0.00%	0	0.00%	0	0.00%	0	0.00%	0	0	0.00%	0	0.00%
30	Vulture Street All-Districts Centre	1	33.33%	0	0.00%	0	0.00%	1	33.33%	0	0.00%	0	0.00%	1	33.33%	3	0	0.00%	3	0.01%
31	Woolloongabba All-Districts Centre	1	100.00%	0	0.00%	0	0.00%	0	0.00%	0	0.00%	0	0.00%	0	0.00%	1	1	50.00%	2	0.01%
32	Brisbane CBD All-Districts Centre Pre-Poll	28	16.77%	10	5.99%	0	0.00%	35	20.96%	25	14.97%	2	1.20%	67	40.12%	167	4	2.34%	171	0.57%
33	Bundaberg All-Districts Centre Pre-Poll	0	0.00%	0	0.00%	0	0.00%	2	66.67%	0	0.00%	0	0.00%	1	33.33%	3	0	0.00%	3	0.01%
34	Burleigh All-Districts Centre Pre-Poll	2	8.70%	2	8.70%	0	0.00%	10	43.48%	3	13.04%	1	4.35%	5	21.74%	23	1	4.17%	24	0.08%
35	Cairns All-Districts Centre Pre-Poll	0	0.00%	0	0.00%	0	0.00%	5	62.50%	0	0.00%	0	0.00%	3	37.50%	8	0	0.00%	8	0.03%
36	Electoral Visit	3	4.41%	3	4.41%	1	1.47%	18	26.47%	15	22.06%	1	1.47%	27	39.71%	68	8	10.53%	76	0.25%
37	Hervey Bay All-Districts Centre Pre-poll	0	0.00%	0	0.00%	0	0.00%	2	100.00%	0	0.00%	0	0.00%	0	0.00%	2	0	0.00%	2	0.01%
38	Mackay All-Districts Centre Pre-Poll	0	0.00%	0	0.00%	0	0.00%	2	100.00%	0	0.00%	0	0.00%	0	0.00%	2	0	0.00%	2	0.01%
39	Maroochydore All-Districts Centre Pre-Poll	1	20.00%	0	0.00%	0	0.00%	2	40.00%	0	0.00%	0	0.00%	2	40.00%	5	0	0.00%	5	0.02%
40	Morayfield All-Districts Centre Pre-poll	0	0.00%	0	0.00%	0	0.00%	1	25.00%	1	25.00%	0	0.00%	2	50.00%	4	1	20.00%	5	0.02%
41	Noosa All-Districts Centre Pre-Poll	0	0.00%	0	0.00%	0	0.00%	0	0.00%	0	0.00%	0	0.00%	0	0.00%	0	0	0.00%	0	0.00%
42	Oodgeroo All-Districts Centre Pre-Poll	3	6.98%	1	2.33%	0	0.00%	16	37.21%	10	23.26%	2	4.65%	11	25.58%	43	6	12.24%	49	0.16%
43	Redcliffe All-Districts Centre Pre-Poll	0	0.00%	1	11.11%	0	0.00%	3	33.33%	1	11.11%	1	11.11%	3	33.33%	9	0	0.00%	9	0.03%
44	Southport All-Districts Centre Pre-Poll	4	7.41%	2	3.70%	1	1.85%	22	40.74%	3	5.56%	0	0.00%	22	40.74%	54	3	5.26%	57	0.19%
45	Telephone Voting - Pre-poll	1	12.50%	0	0.00%	0	0.00%	3	37.50%	0	0.00%	0	0.00%	4	50.00%	8	0	0.00%	8	0.03%
46	Townsville All-Districts Centre Pre-Poll	0	0.00%	0	0.00%	0	0.00%	2	100.00%	0	0.00%	0	0.00%	0	0.00%	2	0	0.00%	2	0.01%
47	eAssist - Coorparoo Pre-Poll	0	0.00%	0	0.00%	0	0.00%	0	0.00%	1	50.00%	0	0.00%	1	50.00%	2	0	0.00%	2	0.01%
48	Returning Officer Macalister Pre-Poll	214	4.24%	106	2.10%	111	2.20%	1,541	30.55%	1,433	28.40%	46	0.91%	1,594	31.60%	5,045	218	4.14%	5,263	17.65%
49	Returning Officer Algester Pre-Poll	0	0.00%	0	0.00%	0	0.00%	0	0.00%	0	0.00%	0	0.00%	0	0.00%	0	0	0.00%	0	0.00%
50	Returning Officer Aspley Pre-Poll	0	0.00%	0	0.00%	0	0.00%	0	0.00%	0	0.00%	0	0.00%	0	0.00%	0	0	0.00%	0	0.00%
51	Returning Officer Bancroft Pre-Poll	1	50.00%	0	0.00%	0	0.00%	1	50.00%	0	0.00%	0	0.00%	0	0.00%	2	0	0.00%	2	0.01%
52	Returning Officer Barron River Pre-Poll	0	0.00%	0	0.00%	0	0.00%	0	0.00%	0	0.00%	0	0.00%	0	0.00%	0	0	0.00%	0	0.00%
53	Returning Officer Bonney Pre-Poll	2	28.57%	1	14.29%	2	28.57%	0	0.00%	1	14.29%	1	14.29%	0	0.00%	7	0	0.00%	7	0.02%
54	Returning Officer Broadwater Pre-Poll	0	0.00%	0	0.00%	1	25.00%	0	0.00%	2	50.00%	0	0.00%	1	25.00%	4	0	0.00%	4	0.01%
55	Returning Officer Buderim Pre-Poll	0	0.00%	0	0.00%	0	0.00%	0	0.00%	0	0.00%	0	0.00%	0	0.00%	0	0	0.00%	0	0.00%
56	Returning Officer Bulimba Pre-Poll	0	0.00%	0	0.00%	0	0.00%	0	0.00%	1	100.00%	0	0.00%	0	0.00%	1	0	0.00%	1	0.00%
57	Returning Officer Bundaberg Pre-Poll	0	0.00%	0	0.00%	0	0.00%	0	0.00%	0	0.00%	0	0.00%	0	0.00%	0	0	0.00%	0	0.00%
58	Returning Officer Bundamba Pre-Poll	1	25.00%	1	25.00%	0	0.00%	0	0.00%	1	25.00%	0	0.00%	1	25.00%	4	0	0.00%	4	0.01%
59	Returning Officer Burdekin Pre-Poll	0	0.00%	0	0.00%	0	0.00%	0	0.00%	0	0.00%	0	0.00%	0	0.00%	0	0	0.00%	0	0.00%
60	Returning Officer Burleigh Pre-Poll	0	0.00%	0	0.00%	0	0.00%	0	0.00%	0	0.00%	0	0.00%	0	0.00%	0	0	0.00%	0	0.00%
61	Returning Officer Burnett Pre-Poll	0	0.00%	0	0.00%	0	0.00%	0	0.00%	0	0.00%	0	0.00%	0	0.00%	0	0	0.00%	0	0.00%
62	Returning Officer Cairns Pre-Poll	0	0.00%	0	0.00%	0	0.00%	0	0.00%	0	0.00%	0	0.00%	0	0.00%	0	0	0.00%	0	0.00%
63	Returning Officer Callide Pre-Poll	0	0.00%	0	0.00%	0	0.00%	0	0.00%	0	0.00%	0	0.00%	0	0.00%	0	0	0.00%	0	0.00%
64	Returning Officer Caloundra Pre-Poll	0	0.00%	0	0.00%	0	0.00%	1	20.00%	1	20.00%	0	0.00%	3	60.00%	5	0	0.00%	5	0.02%
65	Returning Officer Capalaba Pre-Poll	1	10.00%	1	10.00%	0	0.00%	4	40.00%	1	10.00%	0	0.00%	3	30.00%	10	1	9.09%	11	0.04%
66	Returning Officer Chatsworth Pre-Poll	0	0.00%	0	0.00%	0	0.00%	1	100.00%	0	0.00%	0	0.00%	0	0.00%	1	0	0.00%	1	0.00%
67	Returning Officer Clayfield Pre-Poll	0	0.00%	0	0.00%	0	0.00%	0	0.00%	0	0.00%	0	0.00%	0	0.00%	0	0	0.00%	0	0.00%
68	Returning Officer Condamine Pre-Poll	0	0.00%	0	0.00%	0	0.00%	1	50.00%	1	50.00%	0	0.00%	0	0.00%	2	0	0.00%	2	0.01%
69	Returning Officer Cook Pre-Poll	0	0.00%	0	0.00%	0	0.00%	0	0.00%	0	0.00%	0	0.00%	0	0.00%	0	0	0.00%	0	0.00%
70	Returning Officer Coomera Pre-Poll	1	5.56%	0	0.00%	1	5.56%	8	44.44%	3	16.67%	0	0.00%	5	27.78%	18	4	18.18%	22	0.07%
71	Returning Officer Cooper Pre-Poll	0	0.00%	0	0.00%	0	0.00%	2	100.00%	0	0.00%	0	0.00%	0	0.00%	2	0	0.00%	2	0.01%
72	Returning Officer Currumbin Pre-Poll	0	0.00%	0	0.00%	0	0.00%	1	20.00%	3	60.00%	0	0.00%	1	20.00%	5	0	0.00%	5	0.02%
73	Returning Officer Everton Pre-Poll	0	0.00%	0	0.00%	0	0.00%	0	0.00%	0	0.00%	0	0.00%	0	0.00%	0	0	0.00%	0	0.00%
74	Returning Officer Ferny Grove Pre-Poll	0	0.00%	0	0.00%	0	0.00%	0	0.00%	0	0.00%	0	0.00%	0	0.00%	0	0	0.00%	0	0.00%
75	Returning Officer Gaven Pre-Poll	1	7.69%	1	7.69%	0	0.00%	1	7.69%	2	15.38%	0	0.00%	8	61.54%	13	1	7.14%	14	0.05%
76	Returning Officer Gladstone Pre-Poll	0	0.00%	0	0.00%	0	0.00%	0	0.00%	0	0.00%	0	0.00%	0	0.00%	0	0	0.00%	0	0.00%
77	Returning Officer Glass House Pre-Poll	0	0.00%	0	0.00%	0	0.00%	0	0.00%	0	0.00%	0	0.00%	0	0.00%	0	0	0.00%	0	0.00%
78	Returning Officer Greenslopes Pre-Poll	0	0.00%	0	0.00%	0	0.00%	0	0.00%	0	0.00%	0	0.00%	3	100.00%	3	1	25.00%	4	0.01%
79	Returning Officer Gregory Pre-Poll	0	0.00%	0	0.00%	0	0.00%	0	0.00%	0	0.00%	0	0.00%	0	0.00%	0	0	0.00%	0	0.00%
80	Returning Officer Gympie Pre-Poll	0	0.00%	0	0.00%	0	0.00%	1	33.33%	1	33.33%	0	0.00%	1	33.33%	3	0	0.00%	3	0.01%
81	Returning Officer Hervey Bay Pre-Poll	0	0.00%	0	0.00%	0	0.00%	0	0.00%	0	0.00%	0	0.00%	0	0.00%	0	0	0.00%	0	0.00%
82	Returning Officer Hill Pre-Poll	0	0.00%	0	0.00%	0	0.00%	0	0.00%	0	0.00%	0	0.00%	0	0.00%	0	0	0.00%	0	0.00%
83	Returning Officer Hinchinbrook Pre-Poll	0	0.00%	0	0.00%	0	0.00%	1	50.00%	0	0.00%	0	0.00%	1	50.00%	2	0	0.00%	2	0.01%
84	Returning Officer Inala Pre-Poll	0	0.00%	0	0.00%	1	16.67%	2	33.33%	3	50.00%	0	0.00%	0	0.00%	6	1	14.29%	7	0.02%
85	Returning Officer Ipswich Pre-Poll	3	60.00%	0	0.00%	0	0.00%	0	0.00%	0	0.00%	1	20.00%	1	20.00%	5	0	0.00%	5	0.02%

86	Returning Officer Ipswich West Pre-Poll	0	0.00%	0	0.00%	0	0.00%	0	0.00%	0	0.00%	0	0.00%	0	0.00%	0	0	0.00%	0	0.00%
87	Returning Officer Jordan Pre-Poll	1	11.11%	0	0.00%	1	11.11%	3	33.33%	1	11.11%	0	0.00%	3	33.33%	9	1	10.00%	10	0.03%
88	Returning Officer Kawana Pre-Poll	0	0.00%	1	100.00%	0	0.00%	0	0.00%	0	0.00%	0	0.00%	0	0.00%	1	0	0.00%	1	0.00%
89	Returning Officer Keppel Pre-Poll	0	0.00%	0	0.00%	0	0.00%	0	0.00%	0	0.00%	0	0.00%	1	100.00%	1	2	66.67%	3	0.01%
90	Returning Officer Kurwongbah Pre-Poll	0	0.00%	0	0.00%	0	0.00%	0	0.00%	1	100.00%	0	0.00%	0	0.00%	1	0	0.00%	1	0.00%
91	Returning Officer Lockyer Pre-Poll	0	0.00%	0	0.00%	0	0.00%	0	0.00%	0	0.00%	0	0.00%	1	100.00%	1	0	0.00%	1	0.00%
92	Returning Officer Logan Pre-Poll	9	4.71%	9	4.71%	5	2.62%	49	25.65%	37	19.37%	3	1.57%	79	41.36%	191	11	5.45%	202	0.68%
93	Returning Officer Lytton Pre-Poll	0	0.00%	0	0.00%	0	0.00%	1	25.00%	0	0.00%	1	25.00%	2	50.00%	4	0	0.00%	4	0.01%
94	Returning Officer Mackay Pre-Poll	0	0.00%	0	0.00%	0	0.00%	0	0.00%	0	0.00%	0	0.00%	0	0.00%	0	0	0.00%	0	0.00%
95	Returning Officer Maiwar Pre-Poll	1	50.00%	0	0.00%	0	0.00%	0	0.00%	0	0.00%	0	0.00%	1	50.00%	2	0	0.00%	2	0.01%
96	Returning Officer Mansfield Pre-Poll	0	0.00%	2	25.00%	0	0.00%	2	25.00%	1	12.50%	1	12.50%	2	25.00%	8	0	0.00%	8	0.03%
97	Returning Officer Maroochydore Pre-Poll	0	0.00%	0	0.00%	0	0.00%	0	0.00%	0	0.00%	0	0.00%	0	0.00%	0	0	0.00%	0	0.00%
98	Returning Officer Maryborough Pre-Poll	0	0.00%	0	0.00%	0	0.00%	0	0.00%	0	0.00%	0	0.00%	1	100.00%	1	0	0.00%	1	0.00%
99	Returning Officer Mcconnel Pre-Poll	0	0.00%	0	0.00%	0	0.00%	1	100.00%	0	0.00%	0	0.00%	0	0.00%	1	0	0.00%	1	0.00%
100	Returning Officer Mermaid Beach Pre-Poll	1	20.00%	0	0.00%	0	0.00%	2	40.00%	1	20.00%	0	0.00%	1	20.00%	5	0	0.00%	5	0.02%
101	Returning Officer Miller Pre-Poll	0	0.00%	0	0.00%	0	0.00%	0	0.00%	0	0.00%	0	0.00%	1	100.00%	1	2	66.67%	3	0.01%
102	Returning Officer Mirani Pre-Poll	0	0.00%	0	0.00%	0	0.00%	0	0.00%	0	0.00%	0	0.00%	0	0.00%	0	0	0.00%	0	0.00%
103	Returning Officer Moggill Pre-Poll	0	0.00%	0	0.00%	0	0.00%	0	0.00%	0	0.00%	0	0.00%	1	100.00%	1	0	0.00%	1	0.00%
104	Returning Officer Morayfield Pre-Poll	0	0.00%	0	0.00%	0	0.00%	0	0.00%	0	0.00%	0	0.00%	0	0.00%	0	0	0.00%	0	0.00%
105	Returning Officer Mount Ommaney Pre-Poll	0	0.00%	0	0.00%	0	0.00%	1	50.00%	0	0.00%	0	0.00%	1	50.00%	2	0	0.00%	2	0.01%
106	Returning Officer Mudgeeraba Pre-Poll	1	33.33%	0	0.00%	0	0.00%	0	0.00%	2	66.67%	0	0.00%	0	0.00%	3	1	25.00%	4	0.01%
107	Returning Officer Mulgrave Pre-Poll	0	0.00%	1	50.00%	0	0.00%	0	0.00%	0	0.00%	1	50.00%	0	0.00%	2	0	0.00%	2	0.01%
108	Returning Officer Mundingburra Pre-Poll	0	0.00%	0	0.00%	0	0.00%	0	0.00%	0	0.00%	0	0.00%	0	0.00%	0	0	0.00%	0	0.00%
109	Returning Officer Murrumba Pre-Poll	0	0.00%	1	33.33%	0	0.00%	1	33.33%	0	0.00%	0	0.00%	1	33.33%	3	0	0.00%	3	0.01%
110	Returning Officer Nanango Pre-Poll	1	50.00%	0	0.00%	0	0.00%	1	50.00%	0	0.00%	0	0.00%	0	0.00%	2	0	0.00%	2	0.01%
111	Returning Officer Nicklin Pre-Poll	1	50.00%	0	0.00%	0	0.00%	1	50.00%	0	0.00%	0	0.00%	0	0.00%	2	0	0.00%	2	0.01%
112	Returning Officer Ninderry Pre-Poll	0	0.00%	0	0.00%	0	0.00%	0	0.00%	0	0.00%	0	0.00%	0	0.00%	0	0	0.00%	0	0.00%
113	Returning Officer Noosa Pre-Poll	0	0.00%	0	0.00%	0	0.00%	0	0.00%	0	0.00%	0	0.00%	0	0.00%	0	0	0.00%	0	0.00%
114	Returning Officer Nudgee Pre-Poll	0	0.00%	0	0.00%	0	0.00%	2	66.67%	0	0.00%	0	0.00%	1	33.33%	3	0	0.00%	3	0.01%
115	Returning Officer Oodgeroo Pre-Poll	0	0.00%	0	0.00%	0	0.00%	0	0.00%	0	0.00%	0	0.00%	0	0.00%	0	0	0.00%	0	0.00%
116	Returning Officer Pine Rivers Pre-Poll	0	0.00%	0	0.00%	0	0.00%	1	50.00%	1	50.00%	0	0.00%	0	0.00%	2	0	0.00%	2	0.01%
117	Returning Officer Pumicestone Pre-Poll	0	0.00%	0	0.00%	0	0.00%	1	33.33%	2	66.67%	0	0.00%	0	0.00%	3	0	0.00%	3	0.01%
118	Returning Officer Redcliffe Pre-Poll	0	0.00%	0	0.00%	0	0.00%	0	0.00%	0	0.00%	0	0.00%	0	0.00%	0	0	0.00%	0	0.00%
119	Returning Officer Redlands Pre-Poll	3	11.54%	1	3.85%	1	3.85%	6	23.08%	5	19.23%	0	0.00%	10	38.46%	26	3	10.34%	29	0.10%
120	Returning Officer Rockhampton Pre-Poll	0	0.00%	0	0.00%	0	0.00%	0	0.00%	0	0.00%	0	0.00%	0	0.00%	0	1	0.00%	1	0.00%
121	Returning Officer Sandgate Pre-Poll	0	0.00%	0	0.00%	0	0.00%	1	50.00%	0	0.00%	0	0.00%	1	50.00%	2	0	0.00%	2	0.01%
122	Returning Officer Scenic Rim Pre-Poll	2	16.67%	2	16.67%	0	0.00%	4	33.33%	2	16.67%	0	0.00%	2	16.67%	12	1	7.69%	13	0.04%
123	Returning Officer South Brisbane Pre-Poll	0	0.00%	0	0.00%	0	0.00%	1	50.00%	0	0.00%	0	0.00%	1	50.00%	2	1	33.33%	3	0.01%
124	Returning Officer Southern Downs Pre-Poll	0	0.00%	0	0.00%	0	0.00%	0	0.00%	0	0.00%	0	0.00%	0	0.00%	0	0	0.00%	0	0.00%
125	Returning Officer Southport Pre-Poll	0	0.00%	0	0.00%	0	0.00%	0	0.00%	0	0.00%	0	0.00%	0	0.00%	0	0	0.00%	0	0.00%
126	Returning Officer Springwood Pre-Poll	0	0.00%	0	0.00%	0	0.00%	0	0.00%	0	0.00%	0	0.00%	0	0.00%	0	0	0.00%	0	0.00%
127	Returning Officer Stafford Pre-Poll	0	0.00%	0	0.00%	0	0.00%	1	50.00%	0	0.00%	0	0.00%	1	50.00%	2	0	0.00%	2	0.01%
128	Returning Officer Stretton Pre-Poll	0	0.00%	0	0.00%	0	0.00%	1	33.33%	1	33.33%	0	0.00%	1	33.33%	3	0	0.00%	3	0.01%
129	Returning Officer Surfers Paradise Pre-Poll	0	0.00%	1	25.00%	0	0.00%	1	25.00%	0	0.00%	1	25.00%	1	25.00%	4	0	0.00%	4	0.01%
130	Returning Officer Theodore Pre-Poll	0	0.00%	0	0.00%	0	0.00%	2	50.00%	2	50.00%	0	0.00%	0	0.00%	4	0	0.00%	4	0.01%
131	Returning Officer Thuringowa Pre-Poll	0	0.00%	0	0.00%	0	0.00%	0	0.00%	0	0.00%	0	0.00%	0	0.00%	0	0	0.00%	0	0.00%
132	Returning Officer Toohey Pre-Poll	0	0.00%	1	100.00%	0	0.00%	0	0.00%	0	0.00%	0	0.00%	0	0.00%	1	0	0.00%	1	0.00%
133	Returning Officer Toowoomba North Pre-Poll	0	0.00%	0	0.00%	0	0.00%	0	0.00%	0	0.00%	0	0.00%	0	0.00%	0	0	0.00%	0	0.00%
134	Returning Officer Toowoomba South Pre-Poll	0	0.00%	0	0.00%	0	0.00%	0	0.00%	0	0.00%	0	0.00%	0	0.00%	0	1	0.00%	1	0.00%
135	Returning Officer Townsville Pre-Poll	0	0.00%	0	0.00%	0	0.00%	0	0.00%	0	0.00%	0	0.00%	0	0.00%	0	0	0.00%	0	0.00%
136	Returning Officer Traeger Pre-Poll	0	0.00%	0	0.00%	0	0.00%	3	100.00%	0	0.00%	0	0.00%	0	0.00%	3	0	0.00%	3	0.01%
137	Returning Officer Warrego Pre-Poll	0	0.00%	0	0.00%	0	0.00%	1	100.00%	0	0.00%	0	0.00%	0	0.00%	1	0	0.00%	1	0.00%
138	Returning Officer Waterford Pre-Poll	0	0.00%	0	0.00%	0	0.00%	0	0.00%	0	0.00%	0	0.00%	0	0.00%	0	0	0.00%	0	0.00%
139	Returning Officer Whitsunday Pre-Poll	0	0.00%	0	0.00%	0	0.00%	0	0.00%	0	0.00%	0	0.00%	0	0.00%	0	0	0.00%	0	0.00%
140	Returning Officer Woodridge Pre-Poll	8	13.11%	11	18.03%	1	1.64%	14	22.95%	8	13.11%	1	1.64%	18	29.51%	61	5	7.58%	66	0.22%
	Polling Booth Totals	**1,478**	**6.41%**	**678**	**2.94%**	**418**	**1.81%**	**6,095**	**26.42%**	**5,519**	**23.92%**	**382**	**1.66%**	**8,498**	**36.84%**	**23,068**	**1,614**	**6.54%**	**24,682**	**82.76%**
Postal, Special Postal, Unenrolled Votes		125	4.22%	101	3.41%	50	1.69%	907	30.65%	728	24.60%	38	1.28%	1,010	34.13%	2,959	228	7.15%	3,187	10.69%
Pre-Poll (In Person) Absent Votes		10	13.33%	6	8.00%	4	5.33%	24	32.00%	5	6.67%	2	2.67%	24	32.00%	75	3	3.85%	78	0.26%
Polling Day Absent Votes		198	13.91%	118	8.29%	44	3.09%	321	22.56%	134	9.42%	49	3.44%	559	39.28%	1,423	106	6.93%	1,529	5.13%
Declared Institution Votes		13	14.94%	2	2.30%	2	2.30%	25	28.74%	11	12.64%	2	2.30%	32	36.78%	87	5	5.43%	92	0.31%
Polling Day Declaration Votes		27	11.39%	12	5.06%	4	1.69%	49	20.68%	51	21.52%	7	2.95%	87	36.71%	237	17	6.69%	254	0.85%
Uncertain Identity		0	0.00%	0	0.00%	0	0.00%	0	0.00%	0	0.00%	0	0.00%	0	0.00%	0	0	0.00%	0	0.00%
Declaration and Pre-Poll Votes Totals		**373**	**7.80%**	**239**	**5.00%**	**104**	**2.18%**	**1,326**	**27.73%**	**929**	**19.43%**	**98**	**2.05%**	**1,712**	**35.81%**	**4,781**	**359**	**6.98%**	**5,140**	**17.24%**
Total First Preference Votes		**1,851**	**6.65%**	**917**	**3.29%**	**522**	**1.87%**	**7,421**	**26.65%**	**6,448**	**23.15%**	**480**	**1.72%**	**10,210**	**36.66%**	**27,849**	**1,973**	**6.62%**	**29,822**	**100.00%**

Distribution of Preferences

Preference Distribution	NEHRING Gabi Votes	%	MUSGRAVE Ben Votes	%	BRADLEY Greg Votes	%	VAN MANEN Judi Votes	%	JOHNSTON Hetty Votes	%	CLANCY Janelle Votes	%	* MCMAHON Melissa Votes	%	Votes remaining in count	Exhausted Votes	%	Total Formal Votes
First Preference Votes	1,851	6.65%	917	3.29%	522	1.87%	7,421	26.65%	6,448	23.15%	480	1.72%	10,210	36.66%	27,849			27,849
CLANCY Excluded (1st)	**43**	**8.96%**	**63**	**13.13%**	**71**	**14.79%**	**44**	**9.17%**	**162**	**33.75%**			**97**	**20.21%**	**480**	**0**	**0.00%**	**480**
Total	1,894	6.80%	980	3.52%	593	2.13%	7,465	26.81%	6,610	23.74%			10,307	37.01%	27,849	0	0.00%	27,849
BRADLEY Excluded (2nd)	**54**	**9.11%**	**127**	**21.42%**			**107**	**18.04%**	**249**	**41.99%**			**56**	**9.44%**	**593**	**0**	**0.00%**	**593**
Total	1,948	6.99%	1,107	3.98%			7,572	27.19%	6,859	24.63%			10,363	37.21%	27,849	0	0.00%	27,849
MUSGRAVE Excluded (3rd)	**360**	**32.52%**					**237**	**21.41%**	**365**	**32.97%**			**145**	**13.10%**	**1,107**	**0**	**0.00%**	**1,107**
Total	2,308	8.29%					7,809	28.04%	7,224	25.94%			10,508	37.73%	27,849	0	0.00%	27,849
NEHRING Excluded (4th)							**672**	**29.12%**	**766**	**33.19%**			**870**	**37.69%**	**2,308**	**0**	**0.00%**	**2,308**
Total							8,481	30.45%	7,990	28.69%			11,378	40.86%	27,849	0	0.00%	27,849
JOHNSTON Excluded (5th)							**3,369**	**42.17%**					**4,621**	**57.83%**	**7,990**	**0**	**0.00%**	**7,990**
District Total							**11,850**	**42.55%**					**15,999**	**57.45%**	**27,849**	**0**	**0.00%**	**27,849**

*** Indicates the winner**

47 - Electoral District of McConnel

First Preference Votes Polled for each Candidate at each Polling Booth

Booth No.	Polling Booth	FORSTER Jamie LNP Votes	%	DOBINSON John Votes	%	* GRACE Grace ALP Votes	%	EMANUEL Kamala Votes	%	LOVEJOY Kirsten GRN Votes	%	GILMOUR Edward Votes	%	Total Formal Votes	Informal Votes	%	Total Votes	% of Total Votes
1	Ballymore	250	34.53%	16	2.21%	237	32.73%	8	1.10%	208	28.73%	5	0.69%	724	14	1.90%	738	2.58%
2	Fortitude Valley	513	26.20%	32	1.63%	697	35.60%	15	0.77%	668	34.12%	33	1.69%	1,958	92	4.49%	2,050	7.18%
3	Herston	58	18.65%	4	1.29%	129	41.48%	1	0.32%	117	37.62%	2	0.64%	311	12	3.72%	323	1.13%
4	Kelvin Grove	281	25.64%	15	1.37%	410	37.41%	18	1.64%	365	33.30%	7	0.64%	1,096	42	3.69%	1,138	3.98%
5	Merthyr	848	37.59%	14	0.62%	724	32.09%	13	0.58%	644	28.55%	13	0.58%	2,256	72	3.09%	2,328	8.15%
6	New Farm	724	41.97%	13	0.75%	548	31.77%	10	0.58%	424	24.58%	6	0.35%	1,725	49	2.76%	1,774	6.21%
7	New Farm School	1,265	37.23%	18	0.53%	1,043	30.69%	18	0.53%	1,037	30.52%	17	0.50%	3,398	146	4.12%	3,544	12.41%
8	Petrie Terrace	124	28.31%	1	0.23%	140	31.96%	2	0.46%	169	38.58%	2	0.46%	438	20	4.37%	458	1.60%
9	St Pauls Terrace	535	30.43%	13	0.74%	633	36.01%	18	1.02%	538	30.60%	21	1.19%	1,758	66	3.62%	1,824	6.39%
10	Windsor	67	34.18%	3	1.53%	67	34.18%	1	0.51%	54	27.55%	4	2.04%	196	4	2.00%	200	0.70%
11	Brisbane CBD All-Districts Centre	311	29.37%	12	1.13%	389	36.73%	14	1.32%	325	30.69%	8	0.76%	1,059	37	3.38%	1,096	3.84%
12	Bundaberg All-Districts Centre	0	0.00%	0	0.00%	0	0.00%	0	0.00%	0	0.00%	0	0.00%	0	0	0.00%	0	0.00%
13	Burleigh All-Districts Centre	4	36.36%	0	0.00%	3	27.27%	0	0.00%	4	36.36%	0	0.00%	11	0	0.00%	11	0.04%
14	Cairns All-Districts Centre	0	0.00%	0	0.00%	1	100.00%	0	0.00%	0	0.00%	0	0.00%	1	0	0.00%	1	0.00%
15	East Brisbane All-Districts Centre	20	37.04%	2	3.70%	10	18.52%	1	1.85%	19	35.19%	2	3.70%	54	4	6.90%	58	0.20%
16	Hervey Bay All-Districts Centre	0	0.00%	0	0.00%	0	0.00%	0	0.00%	0	0.00%	0	0.00%	0	0	0.00%	0	0.00%
17	Mackay All-Districts Centre	0	0.00%	1	100.00%	0	0.00%	0	0.00%	0	0.00%	0	0.00%	1	0	0.00%	1	0.00%
18	Maroochydore All-Districts Centre	1	25.00%	0	0.00%	3	75.00%	0	0.00%	0	0.00%	0	0.00%	4	1	20.00%	5	0.02%
19	Morayfield All-Districts Centre	0	0.00%	0	0.00%	0	0.00%	0	0.00%	1	100.00%	0	0.00%	1	0	0.00%	1	0.00%
20	Noosa All-Districts Centre	6	60.00%	0	0.00%	1	10.00%	0	0.00%	3	30.00%	0	0.00%	10	0	0.00%	10	0.04%
21	Oodgeroo All-Districts Centre	0	0.00%	0	0.00%	0	0.00%	0	0.00%	1	100.00%	0	0.00%	1	1	50.00%	2	0.01%
22	Redcliffe All-Districts Centre	1	50.00%	0	0.00%	0	0.00%	1	50.00%	0	0.00%	0	0.00%	2	0	0.00%	2	0.01%
23	Southport All-Districts Centre	0	0.00%	0	0.00%	0	0.00%	0	0.00%	2	100.00%	0	0.00%	2	0	0.00%	2	0.01%
24	Telephone Voting	1	33.33%	0	0.00%	2	66.67%	0	0.00%	0	0.00%	0	0.00%	3	0	0.00%	3	0.01%
25	Townsville All-Districts Centre	0	0.00%	0	0.00%	0	0.00%	0	0.00%	0	0.00%	0	0.00%	0	0	0.00%	0	0.00%
26	Vulture Street All-Districts Centre	10	43.48%	0	0.00%	4	17.39%	0	0.00%	9	39.13%	0	0.00%	23	0	0.00%	23	0.08%
27	Woolloongabba All-Districts Centre	10	41.67%	0	0.00%	4	16.67%	0	0.00%	10	41.67%	0	0.00%	24	3	11.11%	27	0.09%
28	Brisbane CBD All-Districts Centre Pre-Poll	1,771	37.91%	52	1.11%	1,665	35.64%	37	0.79%	1,108	23.72%	39	0.83%	4,672	150	3.11%	4,822	16.88%
29	Bundaberg All-Districts Centre Pre-Poll	2	33.33%	1	16.67%	2	33.33%	0	0.00%	1	16.67%	0	0.00%	6	0	0.00%	6	0.02%
30	Burleigh All-Districts Centre Pre-Poll	9	42.86%	0	0.00%	6	28.57%	0	0.00%	6	28.57%	0	0.00%	21	1	4.55%	22	0.08%
31	Cairns All-Districts Centre Pre-Poll	7	70.00%	0	0.00%	2	20.00%	0	0.00%	0	0.00%	1	10.00%	10	0	0.00%	10	0.04%
32	Electoral Visit	39	43.33%	1	1.11%	43	47.78%	0	0.00%	7	7.78%	0	0.00%	90	4	4.26%	94	0.33%
33	Hervey Bay All-Districts Centre Pre-poll	0	0.00%	0	0.00%	1	25.00%	0	0.00%	3	75.00%	0	0.00%	4	0	0.00%	4	0.01%
34	Mackay All-Districts Centre Pre-Poll	3	42.86%	0	0.00%	2	28.57%	0	0.00%	2	28.57%	0	0.00%	7	0	0.00%	7	0.02%
35	Maroochydore All-Districts Centre Pre-Poll	12	57.14%	2	9.52%	4	19.05%	0	0.00%	3	14.29%	0	0.00%	21	2	8.70%	23	0.08%
36	Morayfield All-Districts Centre Pre-poll	2	50.00%	0	0.00%	2	50.00%	0	0.00%	0	0.00%	0	0.00%	4	0	0.00%	4	0.01%
37	Noosa All-Districts Centre Pre-Poll	8	40.00%	0	0.00%	5	25.00%	0	0.00%	7	35.00%	0	0.00%	20	2	9.09%	22	0.08%
38	Oodgeroo All-Districts Centre Pre-Poll	6	66.67%	0	0.00%	3	33.33%	0	0.00%	0	0.00%	0	0.00%	9	0	0.00%	9	0.03%
39	Redcliffe All-Districts Centre Pre-Poll	8	44.44%	0	0.00%	7	38.89%	1	5.56%	2	11.11%	0	0.00%	18	2	10.00%	20	0.07%
40	Southport All-Districts Centre Pre-Poll	7	41.18%	0	0.00%	6	35.29%	0	0.00%	3	17.65%	1	5.88%	17	2	10.53%	19	0.07%
41	Telephone Voting - Pre-poll	3	30.00%	1	10.00%	6	60.00%	0	0.00%	0	0.00%	0	0.00%	10	0	0.00%	10	0.04%
42	Townsville All-Districts Centre Pre-Poll	5	55.56%	0	0.00%	3	33.33%	0	0.00%	1	11.11%	0	0.00%	9	0	0.00%	9	0.03%
43	eAssist - Coorparoo Pre-Poll	4	50.00%	1	12.50%	2	25.00%	0	0.00%	1	12.50%	0	0.00%	8	0	0.00%	8	0.03%
44	Returning Officer Mcconnel Pre-Poll	422	47.42%	7	0.79%	252	28.31%	4	0.45%	196	22.02%	9	1.01%	890	17	1.87%	907	3.18%
45	Returning Officer Algester Pre-Poll	0	0.00%	0	0.00%	0	0.00%	0	0.00%	0	0.00%	0	0.00%	0	0	0.00%	0	0.00%
46	Returning Officer Aspley Pre-Poll	8	42.11%	3	15.79%	5	26.32%	0	0.00%	2	10.53%	1	5.26%	19	0	0.00%	19	0.07%
47	Returning Officer Bancroft Pre-Poll	1	100.00%	0	0.00%	0	0.00%	0	0.00%	0	0.00%	0	0.00%	1	0	0.00%	1	0.00%
48	Returning Officer Barron River Pre-Poll	0	0.00%	0	0.00%	1	100.00%	0	0.00%	0	0.00%	0	0.00%	1	0	0.00%	1	0.00%
49	Returning Officer Bonney Pre-Poll	1	50.00%	0	0.00%	1	50.00%	0	0.00%	0	0.00%	0	0.00%	2	0	0.00%	2	0.01%
50	Returning Officer Broadwater Pre-Poll	2	100.00%	0	0.00%	0	0.00%	0	0.00%	0	0.00%	0	0.00%	2	0	0.00%	2	0.01%
51	Returning Officer Buderim Pre-Poll	0	0.00%	0	0.00%	0	0.00%	0	0.00%	0	0.00%	0	0.00%	0	0	0.00%	0	0.00%
52	Returning Officer Bulimba Pre-Poll	4	66.67%	0	0.00%	0	0.00%	0	0.00%	2	33.33%	0	0.00%	6	0	0.00%	6	0.02%
53	Returning Officer Bundaberg Pre-Poll	0	0.00%	0	0.00%	0	0.00%	0	0.00%	0	0.00%	0	0.00%	0	0	0.00%	0	0.00%
54	Returning Officer Bundamba Pre-Poll	0	0.00%	0	0.00%	0	0.00%	0	0.00%	1	100.00%	0	0.00%	1	0	0.00%	1	0.00%
55	Returning Officer Burdekin Pre-Poll	0	0.00%	0	0.00%	0	0.00%	0	0.00%	0	0.00%	0	0.00%	0	0	0.00%	0	0.00%
56	Returning Officer Burleigh Pre-Poll	0	0.00%	0	0.00%	0	0.00%	0	0.00%	0	0.00%	0	0.00%	0	0	0.00%	0	0.00%
57	Returning Officer Burnett Pre-Poll	0	0.00%	0	0.00%	0	0.00%	0	0.00%	0	0.00%	0	0.00%	0	0	0.00%	0	0.00%
58	Returning Officer Cairns Pre-Poll	0	0.00%	0	0.00%	0	0.00%	0	0.00%	0	0.00%	0	0.00%	0	0	0.00%	0	0.00%
59	Returning Officer Callide Pre-Poll	0	0.00%	0	0.00%	0	0.00%	0	0.00%	0	0.00%	0	0.00%	0	0	0.00%	0	0.00%
60	Returning Officer Caloundra Pre-Poll	8	57.14%	0	0.00%	3	21.43%	0	0.00%	3	21.43%	0	0.00%	14	0	0.00%	14	0.05%
61	Returning Officer Capalaba Pre-Poll	1	50.00%	0	0.00%	0	0.00%	0	0.00%	1	50.00%	0	0.00%	2	1	33.33%	3	0.01%
62	Returning Officer Chatsworth Pre-Poll	1	50.00%	0	0.00%	1	50.00%	0	0.00%	0	0.00%	0	0.00%	2	0	0.00%	2	0.01%
63	Returning Officer Clayfield Pre-Poll	26	60.47%	0	0.00%	9	20.93%	0	0.00%	8	18.60%	0	0.00%	43	1	2.27%	44	0.15%
64	Returning Officer Condamine Pre-Poll	0	0.00%	0	0.00%	0	0.00%	0	0.00%	0	0.00%	0	0.00%	0	0	0.00%	0	0.00%
65	Returning Officer Cook Pre-Poll	0	0.00%	0	0.00%	0	0.00%	0	0.00%	1	100.00%	0	0.00%	1	0	0.00%	1	0.00%
66	Returning Officer Coomera Pre-Poll	0	0.00%	0	0.00%	0	0.00%	0	0.00%	0	0.00%	0	0.00%	0	0	0.00%	0	0.00%
67	Returning Officer Cooper Pre-Poll	10	24.39%	2	4.88%	11	26.83%	1	2.44%	16	39.02%	1	2.44%	41	2	4.65%	43	0.15%
68	Returning Officer Currumbin Pre-Poll	1	100.00%	0	0.00%	0	0.00%	0	0.00%	0	0.00%	0	0.00%	1	0	0.00%	1	0.00%
69	Returning Officer Everton Pre-Poll	1	33.33%	1	33.33%	1	33.33%	0	0.00%	0	0.00%	0	0.00%	3	1	25.00%	4	0.01%
70	Returning Officer Ferny Grove Pre-Poll	1	20.00%	0	0.00%	2	40.00%	0	0.00%	2	40.00%	0	0.00%	5	0	0.00%	5	0.02%
71	Returning Officer Gaven Pre-Poll	1	50.00%	0	0.00%	1	50.00%	0	0.00%	0	0.00%	0	0.00%	2	0	0.00%	2	0.01%
72	Returning Officer Gladstone Pre-Poll	1	25.00%	0	0.00%	1	25.00%	0	0.00%	2	50.00%	0	0.00%	4	0	0.00%	4	0.01%
73	Returning Officer Glass House Pre-Poll	1	100.00%	0	0.00%	0	0.00%	0	0.00%	0	0.00%	0	0.00%	1	0	0.00%	1	0.00%
74	Returning Officer Greenslopes Pre-Poll	10	38.46%	1	3.85%	8	30.77%	0	0.00%	7	26.92%	0	0.00%	26	0	0.00%	26	0.09%
75	Returning Officer Gregory Pre-Poll	1	50.00%	0	0.00%	1	50.00%	0	0.00%	0	0.00%	0	0.00%	2	0	0.00%	2	0.01%
76	Returning Officer Gympie Pre-Poll	1	33.33%	0	0.00%	1	33.33%	0	0.00%	1	33.33%	0	0.00%	3	0	0.00%	3	0.01%
77	Returning Officer Hervey Bay Pre-Poll	0	0.00%	0	0.00%	0	0.00%	0	0.00%	0	0.00%	0	0.00%	0	0	0.00%	0	0.00%
78	Returning Officer Hill Pre-Poll	0	0.00%	0	0.00%	0	0.00%	0	0.00%	0	0.00%	0	0.00%	0	0	0.00%	0	0.00%
79	Returning Officer Hinchinbrook Pre-Poll	1	100.00%	0	0.00%	0	0.00%	0	0.00%	0	0.00%	0	0.00%	1	0	0.00%	1	0.00%
80	Returning Officer Inala Pre-Poll	4	66.67%	0	0.00%	1	16.67%	0	0.00%	1	16.67%	0	0.00%	6	0	0.00%	6	0.02%
81	Returning Officer Ipswich Pre-Poll	1	16.67%	0	0.00%	2	33.33%	0	0.00%	2	33.33%	1	16.67%	6	0	0.00%	6	0.02%
82	Returning Officer Ipswich West Pre-Poll	0	0.00%	0	0.00%	0	0.00%	0	0.00%	0	0.00%	0	0.00%	0	0	0.00%	0	0.00%

83	Returning Officer Jordan Pre-Poll	5	71.43%	0	0.00%	2	28.57%	0	0.00%	0	0.00%	0	0.00%	7	0	0.00%	7	0.02%
84	Returning Officer Kawana Pre-Poll	1	100.00%	0	0.00%	0	0.00%	0	0.00%	0	0.00%	0	0.00%	1	0	0.00%	1	0.00%
85	Returning Officer Keppel Pre-Poll	0	0.00%	0	0.00%	0	0.00%	0	0.00%	0	0.00%	0	0.00%	0	0	0.00%	0	0.00%
86	Returning Officer Kurwongbah Pre-Poll	0	0.00%	0	0.00%	0	0.00%	0	0.00%	0	0.00%	0	0.00%	0	0	0.00%	0	0.00%
87	Returning Officer Lockyer Pre-Poll	1	33.33%	0	0.00%	2	66.67%	0	0.00%	0	0.00%	0	0.00%	3	0	0.00%	3	0.01%
88	Returning Officer Logan Pre-Poll	2	100.00%	0	0.00%	0	0.00%	0	0.00%	0	0.00%	0	0.00%	2	1	33.33%	3	0.01%
89	Returning Officer Lytton Pre-Poll	8	50.00%	0	0.00%	5	31.25%	0	0.00%	3	18.75%	0	0.00%	16	0	0.00%	16	0.06%
90	Returning Officer Macalister Pre-Poll	0	0.00%	0	0.00%	0	0.00%	0	0.00%	0	0.00%	0	0.00%	0	0	0.00%	0	0.00%
91	Returning Officer Mackay Pre-Poll	0	0.00%	0	0.00%	0	0.00%	0	0.00%	0	0.00%	0	0.00%	0	0	0.00%	0	0.00%
92	Returning Officer Maiwar Pre-Poll	7	33.33%	0	0.00%	8	38.10%	0	0.00%	6	28.57%	0	0.00%	21	2	8.70%	23	0.08%
93	Returning Officer Mansfield Pre-Poll	2	28.57%	0	0.00%	3	42.86%	0	0.00%	2	28.57%	0	0.00%	7	0	0.00%	7	0.02%
94	Returning Officer Maroochydore Pre-Poll	0	0.00%	0	0.00%	0	0.00%	0	0.00%	0	0.00%	0	0.00%	0	0	0.00%	0	0.00%
95	Returning Officer Maryborough Pre-Poll	0	0.00%	1	100.00%	0	0.00%	0	0.00%	0	0.00%	0	0.00%	1	0	0.00%	1	0.00%
96	Returning Officer Mermaid Beach Pre-Poll	5	100.00%	0	0.00%	0	0.00%	0	0.00%	0	0.00%	0	0.00%	5	2	28.57%	7	0.02%
97	Returning Officer Miller Pre-Poll	4	80.00%	0	0.00%	0	0.00%	0	0.00%	1	20.00%	0	0.00%	5	0	0.00%	5	0.02%
98	Returning Officer Mirani Pre-Poll	0	0.00%	0	0.00%	0	0.00%	0	0.00%	0	0.00%	0	0.00%	0	0	0.00%	0	0.00%
99	Returning Officer Moggill Pre-Poll	2	16.67%	0	0.00%	3	25.00%	1	8.33%	5	41.67%	1	8.33%	12	0	0.00%	12	0.04%
100	Returning Officer Morayfield Pre-Poll	0	0.00%	0	0.00%	0	0.00%	0	0.00%	0	0.00%	0	0.00%	0	0	0.00%	0	0.00%
101	Returning Officer Mount Ommaney Pre-Poll	4	80.00%	0	0.00%	0	0.00%	0	0.00%	1	20.00%	0	0.00%	5	0	0.00%	5	0.02%
102	Returning Officer Mudgeeraba Pre-Poll	1	100.00%	0	0.00%	0	0.00%	0	0.00%	0	0.00%	0	0.00%	1	0	0.00%	1	0.00%
103	Returning Officer Mulgrave Pre-Poll	0	0.00%	0	0.00%	0	0.00%	0	0.00%	0	0.00%	0	0.00%	0	0	0.00%	0	0.00%
104	Returning Officer Mundingburra Pre-Poll	0	0.00%	0	0.00%	0	0.00%	0	0.00%	0	0.00%	0	0.00%	0	0	0.00%	0	0.00%
105	Returning Officer Murrumba Pre-Poll	1	25.00%	0	0.00%	2	50.00%	0	0.00%	1	25.00%	0	0.00%	4	0	0.00%	4	0.01%
106	Returning Officer Nanango Pre-Poll	0	0.00%	0	0.00%	0	0.00%	0	0.00%	0	0.00%	0	0.00%	0	0	0.00%	0	0.00%
107	Returning Officer Nicklin Pre-Poll	0	0.00%	0	0.00%	0	0.00%	0	0.00%	1	100.00%	0	0.00%	1	0	0.00%	1	0.00%
108	Returning Officer Ninderry Pre-Poll	0	0.00%	0	0.00%	0	0.00%	0	0.00%	0	0.00%	0	0.00%	0	0	0.00%	0	0.00%
109	Returning Officer Noosa Pre-Poll	0	0.00%	0	0.00%	0	0.00%	0	0.00%	0	0.00%	0	0.00%	0	0	0.00%	0	0.00%
110	Returning Officer Nudgee Pre-Poll	2	33.33%	0	0.00%	4	66.67%	0	0.00%	0	0.00%	0	0.00%	6	1	14.29%	7	0.02%
111	Returning Officer Oodgeroo Pre-Poll	0	0.00%	0	0.00%	0	0.00%	0	0.00%	0	0.00%	0	0.00%	0	0	0.00%	0	0.00%
112	Returning Officer Pine Rivers Pre-Poll	1	20.00%	0	0.00%	2	40.00%	1	20.00%	1	20.00%	0	0.00%	5	0	0.00%	5	0.02%
113	Returning Officer Pumicestone Pre-Poll	0	0.00%	0	0.00%	1	33.33%	0	0.00%	2	66.67%	0	0.00%	3	0	0.00%	3	0.01%
114	Returning Officer Redcliffe Pre-Poll	0	0.00%	0	0.00%	0	0.00%	0	0.00%	0	0.00%	0	0.00%	0	0	0.00%	0	0.00%
115	Returning Officer Redlands Pre-Poll	3	60.00%	1	20.00%	1	20.00%	0	0.00%	0	0.00%	0	0.00%	5	0	0.00%	5	0.02%
116	Returning Officer Rockhampton Pre-Poll	1	33.33%	0	0.00%	1	33.33%	1	33.33%	0	0.00%	0	0.00%	3	0	0.00%	3	0.01%
117	Returning Officer Sandgate Pre-Poll	1	20.00%	0	0.00%	2	40.00%	1	20.00%	1	20.00%	0	0.00%	5	0	0.00%	5	0.02%
118	Returning Officer Scenic Rim Pre-Poll	0	0.00%	0	0.00%	0	0.00%	0	0.00%	1	100.00%	0	0.00%	1	0	0.00%	1	0.00%
119	Returning Officer South Brisbane Pre-Poll	12	35.29%	0	0.00%	6	17.65%	0	0.00%	16	47.06%	0	0.00%	34	0	0.00%	34	0.12%
120	Returning Officer Southern Downs Pre-Poll	0	0.00%	0	0.00%	0	0.00%	0	0.00%	0	0.00%	0	0.00%	0	0	0.00%	0	0.00%
121	Returning Officer Southport Pre-Poll	0	0.00%	0	0.00%	0	0.00%	0	0.00%	0	0.00%	0	0.00%	0	0	0.00%	0	0.00%
122	Returning Officer Springwood Pre-Poll	4	30.77%	0	0.00%	6	46.15%	0	0.00%	3	23.08%	0	0.00%	13	1	7.14%	14	0.05%
123	Returning Officer Stafford Pre-Poll	11	57.89%	0	0.00%	6	31.58%	0	0.00%	1	5.26%	1	5.26%	19	0	0.00%	19	0.07%
124	Returning Officer Stretton Pre-Poll	2	22.22%	0	0.00%	7	77.78%	0	0.00%	0	0.00%	0	0.00%	9	0	0.00%	9	0.03%
125	Returning Officer Surfers Paradise Pre-Poll	0	0.00%	0	0.00%	1	100.00%	0	0.00%	0	0.00%	0	0.00%	1	0	0.00%	1	0.00%
126	Returning Officer Theodore Pre-Poll	0	0.00%	0	0.00%	0	0.00%	0	0.00%	0	0.00%	0	0.00%	0	0	0.00%	0	0.00%
127	Returning Officer Thuringowa Pre-Poll	0	0.00%	0	0.00%	0	0.00%	0	0.00%	0	0.00%	0	0.00%	0	0	0.00%	0	0.00%
128	Returning Officer Toohey Pre-Poll	0	0.00%	0	0.00%	0	0.00%	0	0.00%	0	0.00%	1	100.00%	1	0	0.00%	1	0.00%
129	Returning Officer Toowoomba North Pre-Poll	0	0.00%	0	0.00%	2	66.67%	0	0.00%	1	33.33%	0	0.00%	3	0	0.00%	3	0.01%
130	Returning Officer Toowoomba South Pre-Poll	0	0.00%	0	0.00%	0	0.00%	0	0.00%	0	0.00%	0	0.00%	0	0	0.00%	0	0.00%
131	Returning Officer Townsville Pre-Poll	0	0.00%	0	0.00%	0	0.00%	0	0.00%	0	0.00%	0	0.00%	0	0	0.00%	0	0.00%
132	Returning Officer Traeger Pre-Poll	0	0.00%	0	0.00%	1	50.00%	0	0.00%	0	0.00%	1	50.00%	2	0	0.00%	2	0.01%
133	Returning Officer Warrego Pre-Poll	0	0.00%	0	0.00%	0	0.00%	0	0.00%	0	0.00%	0	0.00%	0	0	0.00%	0	0.00%
134	Returning Officer Waterford Pre-Poll	0	0.00%	0	0.00%	0	0.00%	0	0.00%	0	0.00%	0	0.00%	0	0	0.00%	0	0.00%
135	Returning Officer Whitsunday Pre-Poll	2	100.00%	0	0.00%	0	0.00%	0	0.00%	0	0.00%	0	0.00%	2	0	0.00%	2	0.01%
136	Returning Officer Woodridge Pre-Poll	1	20.00%	0	0.00%	2	40.00%	0	0.00%	2	40.00%	0	0.00%	5	0	0.00%	5	0.02%
	Polling Booth Totals	**7,506**	**35.28%**	**218**	**1.02%**	**7,172**	**33.71%**	**167**	**0.78%**	**6,035**	**28.37%**	**177**	**0.83%**	**21,275**	**755**	**3.43%**	**22,030**	**77.13%**
	Postal, Special Postal, Unenrolled Votes	1,562	45.42%	27	0.79%	1,149	33.41%	29	0.84%	640	18.61%	32	0.93%	3,439	259	7.00%	3,698	12.95%
	Pre-Poll (In Person) Absent Votes	65	33.33%	1	0.51%	81	41.54%	1	0.51%	43	22.05%	4	2.05%	195	9	4.41%	204	0.71%
	Polling Day Absent Votes	855	35.16%	37	1.52%	793	32.61%	20	0.82%	701	28.82%	26	1.07%	2,432	95	3.76%	2,527	8.85%
	Declared Institution Votes	10	27.03%	0	0.00%	20	54.05%	0	0.00%	5	13.51%	2	5.41%	37	5	11.90%	42	0.15%
	Polling Day Declaration Votes	19	34.55%	0	0.00%	23	41.82%	0	0.00%	12	21.82%	1	1.82%	55	5	8.33%	60	0.21%
	Uncertain Identity	0	0.00%	0	0.00%	0	0.00%	0	0.00%	0	0.00%	0	0.00%	0	0	0.00%	0	0.00%
	Declaration and Pre-Poll Votes Totals	**2,511**	**40.78%**	**65**	**1.06%**	**2,066**	**33.55%**	**50**	**0.81%**	**1,401**	**22.75%**	**65**	**1.06%**	**6,158**	**373**	**5.71%**	**6,531**	**22.87%**
	Total First Preference Votes	**10,017**	**36.51%**	**283**	**1.03%**	**9,238**	**33.67%**	**217**	**0.79%**	**7,436**	**27.11%**	**242**	**0.88%**	**27,433**	**1,128**	**3.95%**	**28,561**	**100.00%**

Distribution of Preferences

Preference Distribution	FORSTER Jamie Votes	%	DOBINSON John Votes	%	* GRACE Grace Votes	%	EMANUEL Kamala Votes	%	LOVEJOY Kirsten Votes	%	GILMOUR Edward Votes	%	Votes remaining in count	Exhausted Votes	%	Total Formal Votes
First Preference Votes	10,017	36.51%	283	1.03%	9,238	33.67%	217	0.79%	7,436	27.11%	242	0.88%	27,433			27,433
EMANUEL Excluded (1st)	**10**	**4.61%**	**27**	**12.44%**	**33**	**15.21%**			**103**	**47.47%**	**44**	**20.28%**	**217**	**0**	**0.00%**	**217**
Total	10,027	36.55%	310	1.13%	9,271	33.80%			7,539	27.48%	286	1.04%	27,433	0	0.00%	27,433
GILMOUR Excluded (2nd)	**32**	**11.19%**	**190**	**66.43%**	**16**	**5.59%**			**48**	**16.78%**			**286**	**0**	**0.00%**	**286**
Total	10,059	36.67%	500	1.82%	9,287	33.85%			7,587	27.66%			27,433	0	0.00%	27,433
DOBINSON Excluded (3rd)	**241**	**48.20%**			**82**	**16.40%**			**177**	**35.40%**			**500**	**0**	**0.00%**	**500**
Total	10,300	37.55%			9,369	34.15%			7,764	28.30%			27,433	0	0.00%	27,433
LOVEJOY Excluded (4th)	**1,259**	**16.22%**			**6,505**	**83.78%**							**7,764**	**0**	**0.00%**	**7,764**
District Total	**11,559**	**42.14%**			**15,874**	**57.86%**							**27,433**	**0**	**0.00%**	**27,433**

*** Indicates the winner**

48 - Electoral District of Mackay

First Preference Votes Polled for each Candidate at each Polling Booth

Booth No.	Polling Booth	KEIOSKIE Jeff ONP Votes	%	McCANN Martin Votes	%	* GILBERT Julieanne ALP Votes	%	JENNINGS Elliot GRN Votes	%	BATZLOFF Nicole LNP Votes	%	Total Formal Votes	Informal Votes	%	Total Votes	% of Total Votes
1	Andergrove	363	24.81%	75	5.13%	675	46.14%	72	4.92%	278	19.00%	1,463	73	4.75%	1,536	4.74%
2	Beaconsfield	286	24.14%	48	4.05%	547	46.16%	61	5.15%	243	20.51%	1,185	62	4.97%	1,247	3.85%
3	Bucasia	23	33.33%	1	1.45%	26	37.68%	5	7.25%	14	20.29%	69	6	8.00%	75	0.23%
4	Canberra Street	189	26.07%	34	4.69%	310	42.76%	52	7.17%	140	19.31%	725	42	5.48%	767	2.37%
5	Eimeo	39	21.31%	6	3.28%	69	37.70%	26	14.21%	43	23.50%	183	27	12.86%	210	0.65%
6	Emmanuel	107	15.37%	20	2.87%	309	44.40%	27	3.88%	233	33.48%	696	46	6.20%	742	2.29%
7	Fitzgerald	257	20.49%	52	4.15%	544	43.38%	68	5.42%	333	26.56%	1,254	57	4.35%	1,311	4.05%
8	Glenella	229	20.23%	77	6.80%	460	40.64%	55	4.86%	311	27.47%	1,132	55	4.63%	1,187	3.66%
9	Mackay Central	102	16.09%	35	5.52%	296	46.69%	42	6.62%	159	25.08%	634	38	5.65%	672	2.07%
10	Mackay South	314	21.17%	56	3.78%	664	44.77%	110	7.42%	339	22.86%	1,483	71	4.57%	1,554	4.80%
11	Mackay West	308	22.00%	56	4.00%	626	44.71%	76	5.43%	334	23.86%	1,400	60	4.11%	1,460	4.51%
12	Mater Hospital	50	17.99%	8	2.88%	122	43.88%	16	5.76%	82	29.50%	278	5	1.77%	283	0.87%
13	North Mackay High	125	19.47%	29	4.52%	280	43.61%	57	8.88%	151	23.52%	642	35	5.17%	677	2.09%
14	Pioneer	402	24.38%	100	6.06%	729	44.21%	107	6.49%	311	18.86%	1,649	70	4.07%	1,719	5.31%
15	Slade Point	252	23.93%	32	3.04%	500	47.48%	80	7.60%	189	17.95%	1,053	57	5.14%	1,110	3.43%
16	Victoria Park	332	22.16%	64	4.27%	626	41.79%	115	7.68%	361	24.10%	1,498	98	6.14%	1,596	4.93%
17	Brisbane CBD All-Districts Centre	0	0.00%	0	0.00%	3	30.00%	2	20.00%	5	50.00%	10	2	16.67%	12	0.04%
18	Bundaberg All-Districts Centre	2	66.67%	0	0.00%	1	33.33%	0	0.00%	0	0.00%	3	0	0.00%	3	0.01%
19	Burleigh All-Districts Centre	0	0.00%	0	0.00%	0	0.00%	0	0.00%	0	0.00%	0	0	0.00%	0	0.00%
20	Cairns All-Districts Centre	0	0.00%	0	0.00%	0	0.00%	0	0.00%	1	100.00%	1	0	0.00%	1	0.00%
21	East Brisbane All-Districts Centre	0	0.00%	0	0.00%	0	0.00%	0	0.00%	0	0.00%	0	0	0.00%	0	0.00%
22	Hervey Bay All-Districts Centre	0	0.00%	0	0.00%	0	0.00%	0	0.00%	0	0.00%	0	0	0.00%	0	0.00%
23	Mackay All-Districts Centre	134	24.01%	22	3.94%	257	46.06%	18	3.23%	127	22.76%	558	26	4.45%	584	1.80%
24	Maroochydore All-Districts Centre	0	0.00%	0	0.00%	0	0.00%	0	0.00%	1	100.00%	1	0	0.00%	1	0.00%
25	Morayfield All-Districts Centre	0	0.00%	0	0.00%	0	0.00%	0	0.00%	0	0.00%	0	0	0.00%	0	0.00%
26	Noosa All-Districts Centre	1	33.33%	0	0.00%	1	33.33%	0	0.00%	1	33.33%	3	0	0.00%	3	0.01%
27	Oodgeroo All-Districts Centre	0	0.00%	0	0.00%	0	0.00%	0	0.00%	0	0.00%	0	0	0.00%	0	0.00%
28	Redcliffe All-Districts Centre	0	0.00%	0	0.00%	0	0.00%	0	0.00%	0	0.00%	0	0	0.00%	0	0.00%
29	Southport All-Districts Centre	0	0.00%	0	0.00%	0	0.00%	0	0.00%	0	0.00%	0	0	0.00%	0	0.00%
30	Telephone Voting	0	0.00%	1	25.00%	1	25.00%	0	0.00%	2	50.00%	4	0	0.00%	4	0.01%
31	Townsville All-Districts Centre	0	0.00%	0	0.00%	0	0.00%	0	0.00%	1	100.00%	1	0	0.00%	1	0.00%
32	Vulture Street All-Districts Centre	0	0.00%	0	0.00%	0	0.00%	0	0.00%	0	0.00%	0	0	0.00%	0	0.00%
33	Woolloongabba All-Districts Centre	0	0.00%	0	0.00%	0	0.00%	0	0.00%	0	0.00%	0	0	0.00%	0	0.00%
34	Brisbane CBD All-Districts Centre Pre-Poll	0	0.00%	1	4.00%	14	56.00%	5	20.00%	5	20.00%	25	1	3.85%	26	0.08%
35	Bundaberg All-Districts Centre Pre-Poll	2	66.67%	0	0.00%	1	33.33%	0	0.00%	0	0.00%	3	0	0.00%	3	0.01%
36	Burleigh All-Districts Centre Pre-Poll	3	20.00%	2	13.33%	3	20.00%	1	6.67%	6	40.00%	15	1	6.25%	16	0.05%
37	Cairns All-Districts Centre Pre-Poll	3	23.08%	2	15.38%	2	15.38%	2	15.38%	4	30.77%	13	1	7.14%	14	0.04%
38	Electoral Visit	21	10.40%	9	4.46%	89	44.06%	8	3.96%	75	37.13%	202	11	5.16%	213	0.66%
39	Hervey Bay All-Districts Centre Pre-poll	2	66.67%	0	0.00%	1	33.33%	0	0.00%	0	0.00%	3	0	0.00%	3	0.01%
40	Mackay All-Districts Centre Pre-Poll	2,615	23.13%	567	5.02%	4,753	42.04%	343	3.03%	3,027	26.78%	11,305	430	3.66%	11,735	36.23%
41	Maroochydore All-Districts Centre Pre-Poll	1	20.00%	0	0.00%	2	40.00%	0	0.00%	2	40.00%	5	0	0.00%	5	0.02%
42	Morayfield All-Districts Centre Pre-poll	2	40.00%	0	0.00%	0	0.00%	0	0.00%	3	60.00%	5	0	0.00%	5	0.02%
43	Noosa All-Districts Centre Pre-Poll	3	60.00%	0	0.00%	2	40.00%	0	0.00%	0	0.00%	5	1	16.67%	6	0.02%
44	Oodgeroo All-Districts Centre Pre-Poll	0	0.00%	0	0.00%	1	25.00%	0	0.00%	3	75.00%	4	0	0.00%	4	0.01%
45	Redcliffe All-Districts Centre Pre-Poll	0	0.00%	0	0.00%	0	0.00%	1	33.33%	2	66.67%	3	0	0.00%	3	0.01%
46	Southport All-Districts Centre Pre-Poll	0	0.00%	1	14.29%	2	28.57%	0	0.00%	4	57.14%	7	0	0.00%	7	0.02%
47	Telephone Voting - Pre-poll	1	20.00%	0	0.00%	3	60.00%	0	0.00%	1	20.00%	5	0	0.00%	5	0.02%
48	Townsville All-Districts Centre Pre-Poll	6	20.00%	2	6.67%	8	26.67%	2	6.67%	12	40.00%	30	3	9.09%	33	0.10%
49	eAssist - Coorparoo Pre-Poll	0	0.00%	0	0.00%	0	0.00%	0	0.00%	1	100.00%	1	0	0.00%	1	0.00%
50	Returning Officer Mackay Pre-Poll	0	0.00%	0	0.00%	0	0.00%	0	0.00%	0	0.00%	0	0	0.00%	0	0.00%
51	Returning Officer Algester Pre-Poll	0	0.00%	0	0.00%	0	0.00%	0	0.00%	0	0.00%	0	0	0.00%	0	0.00%
52	Returning Officer Aspley Pre-Poll	0	0.00%	0	0.00%	0	0.00%	0	0.00%	0	0.00%	0	0	0.00%	0	0.00%
53	Returning Officer Bancroft Pre-Poll	0	0.00%	0	0.00%	0	0.00%	0	0.00%	0	0.00%	0	0	0.00%	0	0.00%
54	Returning Officer Barron River Pre-Poll	0	0.00%	0	0.00%	0	0.00%	0	0.00%	0	0.00%	0	1	0.00%	1	0.00%
55	Returning Officer Bonney Pre-Poll	0	0.00%	0	0.00%	0	0.00%	0	0.00%	0	0.00%	0	0	0.00%	0	0.00%
56	Returning Officer Broadwater Pre-Poll	1	50.00%	0	0.00%	1	50.00%	0	0.00%	0	0.00%	2	0	0.00%	2	0.01%
57	Returning Officer Buderim Pre-Poll	1	20.00%	0	0.00%	0	0.00%	0	0.00%	4	80.00%	5	0	0.00%	5	0.02%
58	Returning Officer Bulimba Pre-Poll	0	0.00%	0	0.00%	0	0.00%	0	0.00%	0	0.00%	0	0	0.00%	0	0.00%
59	Returning Officer Bundaberg Pre-Poll	0	0.00%	0	0.00%	0	0.00%	0	0.00%	0	0.00%	0	0	0.00%	0	0.00%
60	Returning Officer Bundamba Pre-Poll	0	0.00%	0	0.00%	0	0.00%	0	0.00%	0	0.00%	0	0	0.00%	0	0.00%
61	Returning Officer Burdekin Pre-Poll	0	0.00%	0	0.00%	0	0.00%	0	0.00%	0	0.00%	0	0	0.00%	0	0.00%
62	Returning Officer Burleigh Pre-Poll	0	0.00%	0	0.00%	0	0.00%	0	0.00%	0	0.00%	0	0	0.00%	0	0.00%
63	Returning Officer Burnett Pre-Poll	0	0.00%	0	0.00%	0	0.00%	0	0.00%	0	0.00%	0	0	0.00%	0	0.00%
64	Returning Officer Cairns Pre-Poll	0	0.00%	0	0.00%	0	0.00%	0	0.00%	0	0.00%	0	0	0.00%	0	0.00%
65	Returning Officer Callide Pre-Poll	0	0.00%	0	0.00%	0	0.00%	0	0.00%	0	0.00%	0	0	0.00%	0	0.00%
66	Returning Officer Caloundra Pre-Poll	1	50.00%	0	0.00%	0	0.00%	0	0.00%	1	50.00%	2	1	33.33%	3	0.01%
67	Returning Officer Capalaba Pre-Poll	0	0.00%	0	0.00%	0	0.00%	1	100.00%	0	0.00%	1	0	0.00%	1	0.00%
68	Returning Officer Chatsworth Pre-Poll	0	0.00%	0	0.00%	1	100.00%	0	0.00%	0	0.00%	1	0	0.00%	1	0.00%
69	Returning Officer Clayfield Pre-Poll	0	0.00%	0	0.00%	0	0.00%	0	0.00%	0	0.00%	0	0	0.00%	0	0.00%
70	Returning Officer Condamine Pre-Poll	0	0.00%	0	0.00%	0	0.00%	0	0.00%	0	0.00%	0	1	0.00%	1	0.00%

71	Returning Officer Cook Pre-Poll	1	20.00%	0	0.00%	1	20.00%	0	0.00%	3	60.00%	5	0	0.00%	5	0.02%
72	Returning Officer Coomera Pre-Poll	1	100.00%	0	0.00%	0	0.00%	0	0.00%	0	0.00%	1	0	0.00%	1	0.00%
73	Returning Officer Cooper Pre-Poll	0	0.00%	0	0.00%	0	0.00%	0	0.00%	0	0.00%	0	0	0.00%	0	0.00%
74	Returning Officer Currumbin Pre-Poll	1	100.00%	0	0.00%	0	0.00%	0	0.00%	0	0.00%	1	0	0.00%	1	0.00%
75	Returning Officer Everton Pre-Poll	0	0.00%	0	0.00%	1	100.00%	0	0.00%	0	0.00%	1	0	0.00%	1	0.00%
76	Returning Officer Ferny Grove Pre-Poll	0	0.00%	0	0.00%	0	0.00%	0	0.00%	0	0.00%	0	0	0.00%	0	0.00%
77	Returning Officer Gaven Pre-Poll	1	25.00%	0	0.00%	0	0.00%	1	25.00%	2	50.00%	4	1	20.00%	5	0.02%
78	Returning Officer Gladstone Pre-Poll	1	25.00%	0	0.00%	2	50.00%	1	25.00%	0	0.00%	4	1	20.00%	5	0.02%
79	Returning Officer Glass House Pre-Poll	0	0.00%	0	0.00%	0	0.00%	0	0.00%	0	0.00%	0	0	0.00%	0	0.00%
80	Returning Officer Greenslopes Pre-Poll	0	0.00%	0	0.00%	0	0.00%	0	0.00%	0	0.00%	0	0	0.00%	0	0.00%
81	Returning Officer Gregory Pre-Poll	0	0.00%	0	0.00%	0	0.00%	0	0.00%	0	0.00%	0	0	0.00%	0	0.00%
82	Returning Officer Gympie Pre-Poll	1	100.00%	0	0.00%	0	0.00%	0	0.00%	0	0.00%	1	0	0.00%	1	0.00%
83	Returning Officer Hervey Bay Pre-Poll	0	0.00%	0	0.00%	0	0.00%	0	0.00%	0	0.00%	0	0	0.00%	0	0.00%
84	Returning Officer Hill Pre-Poll	0	0.00%	0	0.00%	0	0.00%	0	0.00%	0	0.00%	0	0	0.00%	0	0.00%
85	Returning Officer Hinchinbrook Pre-Poll	2	100.00%	0	0.00%	0	0.00%	0	0.00%	0	0.00%	2	0	0.00%	2	0.01%
86	Returning Officer Inala Pre-Poll	0	0.00%	0	0.00%	1	100.00%	0	0.00%	0	0.00%	1	1	50.00%	2	0.01%
87	Returning Officer Ipswich Pre-Poll	1	50.00%	0	0.00%	1	50.00%	0	0.00%	0	0.00%	2	0	0.00%	2	0.01%
88	Returning Officer Ipswich West Pre-Poll	0	0.00%	0	0.00%	0	0.00%	0	0.00%	0	0.00%	0	0	0.00%	0	0.00%
89	Returning Officer Jordan Pre-Poll	0	0.00%	0	0.00%	0	0.00%	0	0.00%	0	0.00%	0	0	0.00%	0	0.00%
90	Returning Officer Kawana Pre-Poll	0	0.00%	0	0.00%	0	0.00%	0	0.00%	1	100.00%	1	0	0.00%	1	0.00%
91	Returning Officer Keppel Pre-Poll	2	100.00%	0	0.00%	0	0.00%	0	0.00%	0	0.00%	2	0	0.00%	2	0.01%
92	Returning Officer Kurwongbah Pre-Poll	0	0.00%	0	0.00%	0	0.00%	0	0.00%	0	0.00%	0	0	0.00%	0	0.00%
93	Returning Officer Lockyer Pre-Poll	0	0.00%	0	0.00%	1	100.00%	0	0.00%	0	0.00%	1	0	0.00%	1	0.00%
94	Returning Officer Logan Pre-Poll	0	0.00%	0	0.00%	2	100.00%	0	0.00%	0	0.00%	2	0	0.00%	2	0.01%
95	Returning Officer Lytton Pre-Poll	0	0.00%	0	0.00%	2	100.00%	0	0.00%	0	0.00%	2	0	0.00%	2	0.01%
96	Returning Officer Macalister Pre-Poll	0	0.00%	0	0.00%	0	0.00%	0	0.00%	0	0.00%	0	0	0.00%	0	0.00%
97	Returning Officer Maiwar Pre-Poll	0	0.00%	0	0.00%	2	40.00%	1	20.00%	2	40.00%	5	0	0.00%	5	0.02%
98	Returning Officer Mansfield Pre-Poll	0	0.00%	0	0.00%	0	0.00%	0	0.00%	0	0.00%	0	0	0.00%	0	0.00%
99	Returning Officer Maroochydore Pre-Poll	0	0.00%	0	0.00%	0	0.00%	0	0.00%	0	0.00%	0	0	0.00%	0	0.00%
100	Returning Officer Maryborough Pre-Poll	4	36.36%	0	0.00%	3	27.27%	0	0.00%	4	36.36%	11	0	0.00%	11	0.03%
101	Returning Officer Mcconnel Pre-Poll	0	0.00%	0	0.00%	0	0.00%	0	0.00%	1	100.00%	1	0	0.00%	1	0.00%
102	Returning Officer Mermaid Beach Pre-Poll	1	50.00%	0	0.00%	0	0.00%	0	0.00%	1	50.00%	2	0	0.00%	2	0.01%
103	Returning Officer Miller Pre-Poll	0	0.00%	0	0.00%	1	100.00%	0	0.00%	0	0.00%	1	0	0.00%	1	0.00%
104	Returning Officer Mirani Pre-Poll	1	50.00%	0	0.00%	0	0.00%	0	0.00%	1	50.00%	2	0	0.00%	2	0.01%
105	Returning Officer Moggill Pre-Poll	0	0.00%	0	0.00%	0	0.00%	0	0.00%	0	0.00%	0	0	0.00%	0	0.00%
106	Returning Officer Morayfield Pre-Poll	0	0.00%	0	0.00%	0	0.00%	0	0.00%	0	0.00%	0	0	0.00%	0	0.00%
107	Returning Officer Mount Ommaney Pre-Poll	0	0.00%	0	0.00%	0	0.00%	1	100.00%	0	0.00%	1	0	0.00%	1	0.00%
108	Returning Officer Mudgeeraba Pre-Poll	0	0.00%	0	0.00%	0	0.00%	0	0.00%	0	0.00%	0	0	0.00%	0	0.00%
109	Returning Officer Mulgrave Pre-Poll	0	0.00%	0	0.00%	0	0.00%	0	0.00%	0	0.00%	0	0	0.00%	0	0.00%
110	Returning Officer Mundingburra Pre-Poll	0	0.00%	0	0.00%	0	0.00%	0	0.00%	0	0.00%	0	0	0.00%	0	0.00%
111	Returning Officer Murrumba Pre-Poll	1	100.00%	0	0.00%	0	0.00%	0	0.00%	0	0.00%	1	0	0.00%	1	0.00%
112	Returning Officer Nanango Pre-Poll	0	0.00%	0	0.00%	0	0.00%	0	0.00%	2	100.00%	2	0	0.00%	2	0.01%
113	Returning Officer Nicklin Pre-Poll	1	25.00%	1	25.00%	1	25.00%	0	0.00%	1	25.00%	4	0	0.00%	4	0.01%
114	Returning Officer Ninderry Pre-Poll	0	0.00%	1	100.00%	0	0.00%	0	0.00%	0	0.00%	1	0	0.00%	1	0.00%
115	Returning Officer Noosa Pre-Poll	0	0.00%	0	0.00%	0	0.00%	0	0.00%	0	0.00%	0	0	0.00%	0	0.00%
116	Returning Officer Nudgee Pre-Poll	0	0.00%	2	66.67%	0	0.00%	0	0.00%	1	33.33%	3	0	0.00%	3	0.01%
117	Returning Officer Oodgeroo Pre-Poll	0	0.00%	0	0.00%	0	0.00%	0	0.00%	0	0.00%	0	0	0.00%	0	0.00%
118	Returning Officer Pine Rivers Pre-Poll	0	0.00%	0	0.00%	1	50.00%	0	0.00%	1	50.00%	2	0	0.00%	2	0.01%
119	Returning Officer Pumicestone Pre-Poll	0	0.00%	1	100.00%	0	0.00%	0	0.00%	0	0.00%	1	0	0.00%	1	0.00%
120	Returning Officer Redcliffe Pre-Poll	0	0.00%	0	0.00%	0	0.00%	0	0.00%	0	0.00%	0	0	0.00%	0	0.00%
121	Returning Officer Redlands Pre-Poll	1	100.00%	0	0.00%	0	0.00%	0	0.00%	0	0.00%	1	0	0.00%	1	0.00%
122	Returning Officer Rockhampton Pre-Poll	3	37.50%	0	0.00%	3	37.50%	0	0.00%	2	25.00%	8	1	11.11%	9	0.03%
123	Returning Officer Sandgate Pre-Poll	0	0.00%	0	0.00%	0	0.00%	0	0.00%	0	0.00%	0	0	0.00%	0	0.00%
124	Returning Officer Scenic Rim Pre-Poll	0	0.00%	0	0.00%	2	66.67%	0	0.00%	1	33.33%	3	0	0.00%	3	0.01%
125	Returning Officer South Brisbane Pre-Poll	2	20.00%	1	10.00%	3	30.00%	0	0.00%	4	40.00%	10	0	0.00%	10	0.03%
126	Returning Officer Southern Downs Pre-Poll	0	0.00%	0	0.00%	0	0.00%	0	0.00%	0	0.00%	0	0	0.00%	0	0.00%
127	Returning Officer Southport Pre-Poll	0	0.00%	0	0.00%	0	0.00%	0	0.00%	0	0.00%	0	0	0.00%	0	0.00%
128	Returning Officer Springwood Pre-Poll	0	0.00%	0	0.00%	1	100.00%	0	0.00%	0	0.00%	1	0	0.00%	1	0.00%
129	Returning Officer Stafford Pre-Poll	0	0.00%	0	0.00%	0	0.00%	0	0.00%	0	0.00%	0	0	0.00%	0	0.00%
130	Returning Officer Stretton Pre-Poll	0	0.00%	0	0.00%	0	0.00%	0	0.00%	1	100.00%	1	0	0.00%	1	0.00%
131	Returning Officer Surfers Paradise Pre-Poll	1	25.00%	0	0.00%	0	0.00%	0	0.00%	3	75.00%	4	0	0.00%	4	0.01%
132	Returning Officer Theodore Pre-Poll	0	0.00%	0	0.00%	0	0.00%	0	0.00%	0	0.00%	0	0	0.00%	0	0.00%
133	Returning Officer Thuringowa Pre-Poll	0	0.00%	0	0.00%	0	0.00%	0	0.00%	0	0.00%	0	0	0.00%	0	0.00%
134	Returning Officer Toohey Pre-Poll	0	0.00%	0	0.00%	1	50.00%	1	50.00%	0	0.00%	2	0	0.00%	2	0.01%
135	Returning Officer Toowoomba North Pre-Poll	0	0.00%	1	25.00%	3	75.00%	0	0.00%	0	0.00%	4	0	0.00%	4	0.01%
136	Returning Officer Toowoomba South Pre-Poll	1	25.00%	0	0.00%	0	0.00%	1	25.00%	2	50.00%	4	1	20.00%	5	0.02%
137	Returning Officer Townsville Pre-Poll	0	0.00%	0	0.00%	0	0.00%	0	0.00%	0	0.00%	0	0	0.00%	0	0.00%
138	Returning Officer Traeger Pre-Poll	2	33.33%	0	0.00%	2	33.33%	2	33.33%	0	0.00%	6	0	0.00%	6	0.02%
139	Returning Officer Warrego Pre-Poll	0	0.00%	0	0.00%	0	0.00%	0	0.00%	0	0.00%	0	0	0.00%	0	0.00%
140	Returning Officer Waterford Pre-Poll	0	0.00%	0	0.00%	0	0.00%	0	0.00%	0	0.00%	0	0	0.00%	0	0.00%
141	Returning Officer Whitsunday Pre-Poll	3	60.00%	0	0.00%	1	20.00%	0	0.00%	1	20.00%	5	0	0.00%	5	0.02%
142	Returning Officer Woodridge Pre-Poll	0	0.00%	0	0.00%	0	0.00%	0	0.00%	0	0.00%	0	0	0.00%	0	0.00%
	Polling Booth Totals	**6,209**	**22.43%**	**1,307**	**4.72%**	**11,964**	**43.22%**	**1,360**	**4.91%**	**6,843**	**24.72%**	**27,683**	**1,286**	**4.44%**	**28,969**	**89.43%**
Postal, Special Postal, Unenrolled Votes		342	20.61%	62	3.74%	712	42.92%	68	4.10%	475	28.63%	1,659	89	5.09%	1,748	5.40%
Pre-Poll (In Person) Absent Votes		91	28.53%	22	6.90%	126	39.50%	18	5.64%	62	19.44%	319	8	2.45%	327	1.01%
Polling Day Absent Votes		348	29.49%	59	5.00%	435	36.86%	86	7.29%	252	21.36%	1,180	56	4.53%	1,236	3.82%
Declared Institution Votes		6	28.57%	1	4.76%	5	23.81%	2	9.52%	7	33.33%	21	2	8.70%	23	0.07%
Polling Day Declaration Votes		13	15.12%	8	9.30%	39	45.35%	8	9.30%	18	20.93%	86	4	4.44%	90	0.28%

Uncertain Identity	0	0.00%	0	0.00%	0	0.00%	0	0.00%	0	0.00%	0	0	0.00%	0	0.00%
Declaration and Pre-Poll Votes Totals	**800**	**24.50%**	**152**	**4.66%**	**1,317**	**40.34%**	**182**	**5.57%**	**814**	**24.93%**	**3,265**	**159**	**4.64%**	**3,424**	**10.57%**
Total First Preference Votes	**7,009**	**22.65%**	**1,459**	**4.71%**	**13,281**	**42.91%**	**1,542**	**4.98%**	**7,657**	**24.74%**	**30,948**	**1,445**	**4.46%**	**32,393**	**100.00%**

Distribution of Preferences

	KEIOSKIE Jeff		McCANN Martin		* GILBERT Julieanne		JENNINGS Elliot		BATZLOFF Nicole		Votes remaining in count	Exhausted		Total Formal Votes
Preference Distribution	**Votes**	**%**	**Votes**	**%**	**Votes**	**%**	**Votes**	**%**	**Votes**	**%**		**Votes**	**%**	
First Preference Votes	7,009	22.65%	1,459	4.71%	13,281	42.91%	1,542	4.98%	7,657	24.74%	30,948			30,948
McCANN Excluded (1st)	**506**	**34.68%**			**396**	**27.14%**	**278**	**19.05%**	**279**	**19.12%**	**1,459**	**0**	**0.00%**	**1,459**
Total	7,515	24.28%			13,677	44.19%	1,820	5.88%	7,936	25.64%	30,948	0	0.00%	30,948
JENNINGS Excluded (2nd)	**372**	**20.44%**			**1,041**	**57.20%**			**407**	**22.36%**	**1,820**	**0**	**0.00%**	**1,820**
Total	7,887	25.48%			14,718	47.56%			8,343	26.96%	30,948	0	0.00%	30,948
KEIOSKIE Excluded (3rd)					**3,336**	**42.30%**			**4,551**	**57.70%**	**7,887**	**0**	**0.00%**	**7,887**
District Total					**18,054**	**58.34%**			**12,894**	**41.66%**	**30,948**	**0**	**0.00%**	**30,948**

*** Indicates the winner**

49 - Electoral District of Maiwar

First Preference Votes Polled for each Candidate at each Polling Booth

Booth No.	Polling Booth	* BERKMAN Michael GRN Votes	%	DIAMOND Anita Votes	%	KING Ali ALP Votes	%	EMERSON Scott LNP Votes	%	Total Formal Votes	Informal Votes	%	Total Votes	% of Total Votes
1	Auchenflower	625	30.94%	67	3.32%	604	29.90%	724	35.84%	2,020	66	3.16%	2,086	6.39%
2	Bardon	95	25.54%	5	1.34%	115	30.91%	157	42.20%	372	3	0.80%	375	1.15%
3	Bardon West	123	27.27%	9	2.00%	155	34.37%	164	36.36%	451	2	0.44%	453	1.39%
4	Fig Tree Pocket	448	23.37%	54	2.82%	433	22.59%	982	51.23%	1,917	39	1.99%	1,956	5.99%
5	Indooroopilly	371	30.51%	39	3.21%	401	32.98%	405	33.31%	1,216	24	1.94%	1,240	3.80%
6	Indooroopilly East	432	24.52%	47	2.67%	495	28.09%	788	44.72%	1,762	33	1.84%	1,795	5.50%
7	Indooroopilly West	292	29.83%	37	3.78%	299	30.54%	351	35.85%	979	26	2.59%	1,005	3.08%
8	Ironside	528	27.10%	28	1.44%	532	27.31%	860	44.15%	1,948	43	2.16%	1,991	6.10%
9	Milton	194	31.86%	8	1.31%	160	26.27%	247	40.56%	609	12	1.93%	621	1.90%
10	Paddington	55	40.15%	4	2.92%	35	25.55%	43	31.39%	137	4	2.84%	141	0.43%
11	Rainworth	572	32.41%	33	1.87%	444	25.16%	716	40.57%	1,765	29	1.62%	1,794	5.50%
12	St Lucia	385	31.53%	29	2.38%	307	25.14%	500	40.95%	1,221	28	2.24%	1,249	3.83%
13	Taringa	296	38.00%	20	2.57%	238	30.55%	225	28.88%	779	19	2.38%	798	2.44%
14	Toowong	848	31.67%	63	2.35%	897	33.50%	870	32.49%	2,678	70	2.55%	2,748	8.42%
15	Toowong West	328	29.79%	33	3.00%	329	29.88%	411	37.33%	1,101	12	1.08%	1,113	3.41%
16	Brisbane CBD All-Districts Centre	53	35.10%	6	3.97%	48	31.79%	44	29.14%	151	4	2.58%	155	0.47%
17	Bundaberg All-Districts Centre	0	0.00%	0	0.00%	0	0.00%	0	0.00%	0	0	0.00%	0	0.00%
18	Burleigh All-Districts Centre	4	33.33%	0	0.00%	1	8.33%	7	58.33%	12	0	0.00%	12	0.04%
19	Cairns All-Districts Centre	0	0.00%	0	0.00%	2	66.67%	1	33.33%	3	0	0.00%	3	0.01%
20	East Brisbane All-Districts Centre	0	0.00%	0	0.00%	0	0.00%	0	0.00%	0	0	0.00%	0	0.00%
21	Hervey Bay All-Districts Centre	0	0.00%	0	0.00%	0	0.00%	0	0.00%	0	0	0.00%	0	0.00%
22	Mackay All-Districts Centre	1	20.00%	0	0.00%	4	80.00%	0	0.00%	5	0	0.00%	5	0.02%
23	Maroochydore All-Districts Centre	2	28.57%	0	0.00%	3	42.86%	2	28.57%	7	1	12.50%	8	0.02%
24	Morayfield All-Districts Centre	0	0.00%	0	0.00%	1	100.00%	0	0.00%	1	0	0.00%	1	0.00%
25	Noosa All-Districts Centre	3	33.33%	0	0.00%	3	33.33%	3	33.33%	9	0	0.00%	9	0.03%
26	Oodgeroo All-Districts Centre	0	0.00%	0	0.00%	0	0.00%	0	0.00%	0	0	0.00%	0	0.00%
27	Redcliffe All-Districts Centre	2	100.00%	0	0.00%	0	0.00%	0	0.00%	2	0	0.00%	2	0.01%
28	Southport All-Districts Centre	1	100.00%	0	0.00%	0	0.00%	0	0.00%	1	0	0.00%	1	0.00%
29	Telephone Voting	0	0.00%	0	0.00%	0	0.00%	3	100.00%	3	0	0.00%	3	0.01%
30	Townsville All-Districts Centre	1	50.00%	0	0.00%	0	0.00%	1	50.00%	2	0	0.00%	2	0.01%
31	Vulture Street All-Districts Centre	0	0.00%	0	0.00%	0	0.00%	0	0.00%	0	0	0.00%	0	0.00%
32	Woolloongabba All-Districts Centre	0	0.00%	0	0.00%	0	0.00%	0	0.00%	0	0	0.00%	0	0.00%
33	Brisbane CBD All-Districts Centre Pre-Poll	592	30.11%	45	2.29%	571	29.04%	758	38.56%	1,966	44	2.19%	2,010	6.16%
34	Bundaberg All-Districts Centre Pre-Poll	2	15.38%	2	15.38%	4	30.77%	5	38.46%	13	0	0.00%	13	0.04%
35	Burleigh All-Districts Centre Pre-Poll	2	6.45%	3	9.68%	6	19.35%	20	64.52%	31	0	0.00%	31	0.09%
36	Cairns All-Districts Centre Pre-Poll	2	15.38%	0	0.00%	5	38.46%	6	46.15%	13	0	0.00%	13	0.04%
37	Electoral Visit	7	10.45%	1	1.49%	27	40.30%	32	47.76%	67	0	0.00%	67	0.21%
38	Hervey Bay All-Districts Centre Pre-poll	4	50.00%	1	12.50%	1	12.50%	2	25.00%	8	0	0.00%	8	0.02%
39	Mackay All-Districts Centre Pre-Poll	2	18.18%	1	9.09%	5	45.45%	3	27.27%	11	0	0.00%	11	0.03%
40	Maroochydore All-Districts Centre Pre-Poll	7	22.58%	1	3.23%	10	32.26%	13	41.94%	31	0	0.00%	31	0.09%
41	Morayfield All-Districts Centre Pre-poll	0	0.00%	1	25.00%	1	25.00%	2	50.00%	4	0	0.00%	4	0.01%
42	Noosa All-Districts Centre Pre-Poll	7	29.17%	3	12.50%	5	20.83%	9	37.50%	24	0	0.00%	24	0.07%
43	Oodgeroo All-Districts Centre Pre-Poll	2	20.00%	0	0.00%	3	30.00%	5	50.00%	10	0	0.00%	10	0.03%
44	Redcliffe All-Districts Centre Pre-Poll	1	16.67%	0	0.00%	1	16.67%	4	66.67%	6	0	0.00%	6	0.02%
45	Southport All-Districts Centre Pre-Poll	8	30.77%	0	0.00%	2	7.69%	16	61.54%	26	0	0.00%	26	0.08%
46	Telephone Voting - Pre-poll	4	33.33%	1	8.33%	2	16.67%	5	41.67%	12	0	0.00%	12	0.04%
47	Townsville All-Districts Centre Pre-Poll	1	10.00%	0	0.00%	2	20.00%	7	70.00%	10	0	0.00%	10	0.03%
48	eAssist - Coorparoo Pre-Poll	2	25.00%	1	12.50%	3	37.50%	2	25.00%	8	0	0.00%	8	0.02%
49	Returning Officer Maiwar Pre-Poll	649	23.56%	52	1.89%	642	23.30%	1,412	51.25%	2,755	41	1.47%	2,796	8.56%
50	Returning Officer Algester Pre-Poll	0	0.00%	0	0.00%	0	0.00%	0	0.00%	0	0	0.00%	0	0.00%
51	Returning Officer Aspley Pre-Poll	0	0.00%	0	0.00%	0	0.00%	1	100.00%	1	0	0.00%	1	0.00%
52	Returning Officer Bancroft Pre-Poll	0	0.00%	0	0.00%	0	0.00%	0	0.00%	0	0	0.00%	0	0.00%
53	Returning Officer Barron River Pre-Poll	0	0.00%	0	0.00%	0	0.00%	1	100.00%	1	0	0.00%	1	0.00%
54	Returning Officer Bonney Pre-Poll	0	0.00%	0	0.00%	0	0.00%	1	100.00%	1	0	0.00%	1	0.00%
55	Returning Officer Broadwater Pre-Poll	0	0.00%	1	100.00%	0	0.00%	0	0.00%	1	0	0.00%	1	0.00%
56	Returning Officer Buderim Pre-Poll	2	28.57%	0	0.00%	2	28.57%	3	42.86%	7	0	0.00%	7	0.02%
57	Returning Officer Bulimba Pre-Poll	3	100.00%	0	0.00%	0	0.00%	0	0.00%	3	0	0.00%	3	0.01%
58	Returning Officer Bundaberg Pre-Poll	0	0.00%	0	0.00%	0	0.00%	0	0.00%	0	0	0.00%	0	0.00%
59	Returning Officer Bundamba Pre-Poll	1	50.00%	0	0.00%	1	50.00%	0	0.00%	2	0	0.00%	2	0.01%
60	Returning Officer Burdekin Pre-Poll	0	0.00%	0	0.00%	1	100.00%	0	0.00%	1	0	0.00%	1	0.00%
61	Returning Officer Burleigh Pre-Poll	0	0.00%	0	0.00%	0	0.00%	0	0.00%	0	0	0.00%	0	0.00%
62	Returning Officer Burnett Pre-Poll	0	0.00%	0	0.00%	0	0.00%	0	0.00%	0	0	0.00%	0	0.00%

63	Returning Officer Cairns Pre-Poll	0	0.00%	0	0.00%	0	0.00%	0	0.00%	0	0	0.00%	0	0.00%
64	Returning Officer Callide Pre-Poll	0	0.00%	0	0.00%	0	0.00%	0	0.00%	0	0	0.00%	0	0.00%
65	Returning Officer Caloundra Pre-Poll	4	25.00%	2	12.50%	6	37.50%	4	25.00%	16	0	0.00%	16	0.05%
66	Returning Officer Capalaba Pre-Poll	0	0.00%	0	0.00%	1	100.00%	0	0.00%	1	0	0.00%	1	0.00%
67	Returning Officer Chatsworth Pre-Poll	0	0.00%	0	0.00%	0	0.00%	0	0.00%	0	0	0.00%	0	0.00%
68	Returning Officer Clayfield Pre-Poll	0	0.00%	0	0.00%	1	20.00%	4	80.00%	5	1	16.67%	6	0.02%
69	Returning Officer Condamine Pre-Poll	0	0.00%	0	0.00%	0	0.00%	0	0.00%	0	0	0.00%	0	0.00%
70	Returning Officer Cook Pre-Poll	0	0.00%	0	0.00%	1	100.00%	0	0.00%	1	0	0.00%	1	0.00%
71	Returning Officer Coomera Pre-Poll	0	0.00%	0	0.00%	0	0.00%	0	0.00%	0	0	0.00%	0	0.00%
72	Returning Officer Cooper Pre-Poll	36	16.74%	8	3.72%	65	30.23%	106	49.30%	215	5	2.27%	220	0.67%
73	Returning Officer Currumbin Pre-Poll	3	30.00%	0	0.00%	2	20.00%	5	50.00%	10	0	0.00%	10	0.03%
74	Returning Officer Everton Pre-Poll	0	0.00%	0	0.00%	0	0.00%	1	100.00%	1	0	0.00%	1	0.00%
75	Returning Officer Ferny Grove Pre-Poll	2	33.33%	0	0.00%	0	0.00%	4	66.67%	6	0	0.00%	6	0.02%
76	Returning Officer Gaven Pre-Poll	1	50.00%	0	0.00%	0	0.00%	1	50.00%	2	0	0.00%	2	0.01%
77	Returning Officer Gladstone Pre-Poll	2	50.00%	0	0.00%	1	25.00%	1	25.00%	4	0	0.00%	4	0.01%
78	Returning Officer Glass House Pre-Poll	1	100.00%	0	0.00%	0	0.00%	0	0.00%	1	0	0.00%	1	0.00%
79	Returning Officer Greenslopes Pre-Poll	4	66.67%	0	0.00%	1	16.67%	1	16.67%	6	0	0.00%	6	0.02%
80	Returning Officer Gregory Pre-Poll	0	0.00%	0	0.00%	0	0.00%	2	100.00%	2	1	33.33%	3	0.01%
81	Returning Officer Gympie Pre-Poll	4	50.00%	0	0.00%	3	37.50%	1	12.50%	8	0	0.00%	8	0.02%
82	Returning Officer Hervey Bay Pre-Poll	0	0.00%	0	0.00%	0	0.00%	0	0.00%	0	0	0.00%	0	0.00%
83	Returning Officer Hill Pre-Poll	0	0.00%	0	0.00%	1	100.00%	0	0.00%	1	0	0.00%	1	0.00%
84	Returning Officer Hinchinbrook Pre-Poll	0	0.00%	1	100.00%	0	0.00%	0	0.00%	1	0	0.00%	1	0.00%
85	Returning Officer Inala Pre-Poll	0	0.00%	1	14.29%	1	14.29%	5	71.43%	7	0	0.00%	7	0.02%
86	Returning Officer Ipswich Pre-Poll	6	37.50%	2	12.50%	4	25.00%	4	25.00%	16	0	0.00%	16	0.05%
87	Returning Officer Ipswich West Pre-Poll	0	0.00%	0	0.00%	0	0.00%	0	0.00%	0	0	0.00%	0	0.00%
88	Returning Officer Jordan Pre-Poll	0	0.00%	0	0.00%	1	25.00%	3	75.00%	4	0	0.00%	4	0.01%
89	Returning Officer Kawana Pre-Poll	0	0.00%	0	0.00%	1	50.00%	1	50.00%	2	0	0.00%	2	0.01%
90	Returning Officer Keppel Pre-Poll	0	0.00%	0	0.00%	0	0.00%	4	100.00%	4	0	0.00%	4	0.01%
91	Returning Officer Kurwongbah Pre-Poll	0	0.00%	0	0.00%	0	0.00%	0	0.00%	0	0	0.00%	0	0.00%
92	Returning Officer Lockyer Pre-Poll	0	0.00%	1	33.33%	2	66.67%	0	0.00%	3	0	0.00%	3	0.01%
93	Returning Officer Logan Pre-Poll	0	0.00%	0	0.00%	0	0.00%	0	0.00%	0	0	0.00%	0	0.00%
94	Returning Officer Lytton Pre-Poll	2	25.00%	0	0.00%	1	12.50%	5	62.50%	8	1	11.11%	9	0.03%
95	Returning Officer Macalister Pre-Poll	0	0.00%	0	0.00%	0	0.00%	0	0.00%	0	0	0.00%	0	0.00%
96	Returning Officer Mackay Pre-Poll	0	0.00%	0	0.00%	0	0.00%	0	0.00%	0	0	0.00%	0	0.00%
97	Returning Officer Mansfield Pre-Poll	2	50.00%	0	0.00%	1	25.00%	1	25.00%	4	0	0.00%	4	0.01%
98	Returning Officer Maroochydore Pre-Poll	0	0.00%	0	0.00%	0	0.00%	0	0.00%	0	0	0.00%	0	0.00%
99	Returning Officer Maryborough Pre-Poll	0	0.00%	0	0.00%	1	100.00%	0	0.00%	1	0	0.00%	1	0.00%
100	Returning Officer Mcconnel Pre-Poll	5	14.29%	1	2.86%	13	37.14%	16	45.71%	35	1	2.78%	36	0.11%
101	Returning Officer Mermaid Beach Pre-Poll	1	20.00%	0	0.00%	2	40.00%	2	40.00%	5	1	16.67%	6	0.02%
102	Returning Officer Miller Pre-Poll	1	9.09%	1	9.09%	3	27.27%	6	54.55%	11	0	0.00%	11	0.03%
103	Returning Officer Mirani Pre-Poll	0	0.00%	0	0.00%	2	66.67%	1	33.33%	3	0	0.00%	3	0.01%
104	Returning Officer Moggill Pre-Poll	30	22.73%	4	3.03%	24	18.18%	74	56.06%	132	2	1.49%	134	0.41%
105	Returning Officer Morayfield Pre-Poll	0	0.00%	0	0.00%	0	0.00%	0	0.00%	0	0	0.00%	0	0.00%
106	Returning Officer Mount Ommaney Pre-Poll	6	15.79%	2	5.26%	10	26.32%	20	52.63%	38	0	0.00%	38	0.12%
107	Returning Officer Mudgeeraba Pre-Poll	0	0.00%	0	0.00%	0	0.00%	2	100.00%	2	0	0.00%	2	0.01%
108	Returning Officer Mulgrave Pre-Poll	0	0.00%	0	0.00%	0	0.00%	0	0.00%	0	0	0.00%	0	0.00%
109	Returning Officer Mundingburra Pre-Poll	0	0.00%	0	0.00%	0	0.00%	0	0.00%	0	0	0.00%	0	0.00%
110	Returning Officer Murrumba Pre-Poll	1	33.33%	0	0.00%	1	33.33%	1	33.33%	3	0	0.00%	3	0.01%
111	Returning Officer Nanango Pre-Poll	0	0.00%	0	0.00%	0	0.00%	0	0.00%	0	0	0.00%	0	0.00%
112	Returning Officer Nicklin Pre-Poll	0	0.00%	0	0.00%	0	0.00%	0	0.00%	0	0	0.00%	0	0.00%
113	Returning Officer Ninderry Pre-Poll	2	66.67%	0	0.00%	0	0.00%	1	33.33%	3	0	0.00%	3	0.01%
114	Returning Officer Noosa Pre-Poll	0	0.00%	0	0.00%	0	0.00%	0	0.00%	0	0	0.00%	0	0.00%
115	Returning Officer Nudgee Pre-Poll	0	0.00%	1	33.33%	0	0.00%	2	66.67%	3	1	25.00%	4	0.01%
116	Returning Officer Oodgeroo Pre-Poll	0	0.00%	0	0.00%	0	0.00%	0	0.00%	0	0	0.00%	0	0.00%
117	Returning Officer Pine Rivers Pre-Poll	0	0.00%	0	0.00%	1	100.00%	0	0.00%	1	0	0.00%	1	0.00%
118	Returning Officer Pumicestone Pre-Poll	0	0.00%	0	0.00%	0	0.00%	0	0.00%	0	0	0.00%	0	0.00%
119	Returning Officer Redcliffe Pre-Poll	0	0.00%	0	0.00%	0	0.00%	0	0.00%	0	0	0.00%	0	0.00%
120	Returning Officer Redlands Pre-Poll	1	50.00%	0	0.00%	1	50.00%	0	0.00%	2	0	0.00%	2	0.01%
121	Returning Officer Rockhampton Pre-Poll	0	0.00%	0	0.00%	1	100.00%	0	0.00%	1	1	50.00%	2	0.01%
122	Returning Officer Sandgate Pre-Poll	1	20.00%	0	0.00%	3	60.00%	1	20.00%	5	0	0.00%	5	0.02%
123	Returning Officer Scenic Rim Pre-Poll	0	0.00%	0	0.00%	0	0.00%	0	0.00%	0	0	0.00%	0	0.00%
124	Returning Officer South Brisbane Pre-Poll	22	27.85%	3	3.80%	23	29.11%	31	39.24%	79	0	0.00%	79	0.24%
125	Returning Officer Southern Downs Pre-Poll	0	0.00%	0	0.00%	2	66.67%	1	33.33%	3	0	0.00%	3	0.01%
126	Returning Officer Southport Pre-Poll	0	0.00%	0	0.00%	0	0.00%	0	0.00%	0	0	0.00%	0	0.00%
127	Returning Officer Springwood Pre-Poll	0	0.00%	0	0.00%	1	50.00%	1	50.00%	2	0	0.00%	2	0.01%
128	Returning Officer Stafford Pre-Poll	3	37.50%	0	0.00%	0	0.00%	5	62.50%	8	0	0.00%	8	0.02%
129	Returning Officer Stretton Pre-Poll	0	0.00%	1	25.00%	0	0.00%	3	75.00%	4	0	0.00%	4	0.01%
130	Returning Officer Surfers Paradise Pre-Poll	0	0.00%	0	0.00%	3	100.00%	0	0.00%	3	0	0.00%	3	0.01%
131	Returning Officer Theodore Pre-Poll	0	0.00%	0	0.00%	0	0.00%	0	0.00%	0	0	0.00%	0	0.00%
132	Returning Officer Thuringowa Pre-Poll	0	0.00%	0	0.00%	0	0.00%	0	0.00%	0	0	0.00%	0	0.00%
133	Returning Officer Toohey Pre-Poll	0	0.00%	0	0.00%	2	40.00%	3	60.00%	5	0	0.00%	5	0.02%

134	Returning Officer Toowoomba North Pre-Poll	2	25.00%	0	0.00%	4	50.00%	2	25.00%	8	0	0.00%	8	0.02%
135	Returning Officer Toowoomba South Pre-Poll	1	33.33%	0	0.00%	1	33.33%	1	33.33%	3	0	0.00%	3	0.01%
136	Returning Officer Townsville Pre-Poll	0	0.00%	0	0.00%	0	0.00%	0	0.00%	0	0	0.00%	0	0.00%
137	Returning Officer Traeger Pre-Poll	0	0.00%	0	0.00%	0	0.00%	2	100.00%	2	0	0.00%	2	0.01%
138	Returning Officer Warrego Pre-Poll	0	0.00%	0	0.00%	1	50.00%	1	50.00%	2	0	0.00%	2	0.01%
139	Returning Officer Waterford Pre-Poll	0	0.00%	0	0.00%	0	0.00%	0	0.00%	0	0	0.00%	0	0.00%
140	Returning Officer Whitsunday Pre-Poll	1	25.00%	0	0.00%	1	25.00%	2	50.00%	4	0	0.00%	4	0.01%
141	Returning Officer Woodridge Pre-Poll	1	33.33%	0	0.00%	0	0.00%	2	66.67%	3	0	0.00%	3	0.01%
	Polling Booth Totals	**7,102**	**28.57%**	**623**	**2.51%**	**6,993**	**28.13%**	**10,144**	**40.80%**	**24,862**	**514**	**2.03%**	**25,376**	**77.73%**
	Postal, Special Postal, Unenrolled Votes	939	21.80%	149	3.46%	1,014	23.54%	2,206	51.21%	4,308	201	4.46%	4,509	13.81%
	Pre-Poll (In Person) Absent Votes	52	24.19%	8	3.72%	68	31.63%	87	40.47%	215	5	2.27%	220	0.67%
	Polling Day Absent Votes	706	30.90%	103	4.51%	646	28.27%	830	36.32%	2,285	64	2.72%	2,349	7.20%
	Declared Institution Votes	19	22.35%	2	2.35%	18	21.18%	46	54.12%	85	1	1.16%	86	0.26%
	Polling Day Declaration Votes	32	29.91%	3	2.80%	33	30.84%	39	36.45%	107	0	0.00%	107	0.33%
	Uncertain Identity	0	0.00%	0	0.00%	0	0.00%	0	0.00%	0	0	0.00%	0	0.00%
	Declaration and Pre-Poll Votes Totals	**1,748**	**24.97%**	**265**	**3.79%**	**1,779**	**25.41%**	**3,208**	**45.83%**	**7,000**	**271**	**3.73%**	**7,271**	**22.27%**
	Total First Preference Votes	**8,850**	**27.78%**	**888**	**2.79%**	**8,772**	**27.53%**	**13,352**	**41.91%**	**31,862**	**785**	**2.40%**	**32,647**	**100.00%**

Distribution of Preferences

	* BERKMAN Michael		DIAMOND Anita		KING Ali		EMERSON Scott		Votes remaining	Exhausted		Total Formal
Preference Distribution	**Votes**	**%**	**Votes**	**%**	**Votes**	**%**	**Votes**	**%**	**in count**	**Votes**	**%**	**Votes**
First Preference Votes	8,850	27.78%	888	2.79%	8,772	27.53%	13,352	41.91%	31,862			31,862
DIAMOND Excluded (1st)	**370**	**41.67%**			**181**	**20.38%**	**337**	**37.95%**	**888**	**0**	**0.00%**	**888**
Total	9,220	28.94%			8,953	28.10%	13,689	42.96%	31,862	0	0.00%	31,862
KING Excluded (2nd)	**7,229**	**80.74%**					**1,724**	**19.26%**	**8,953**	**0**	**0.00%**	**8,953**
District Total	**16,449**	**51.63%**					**15,413**	**48.37%**	**31,862**	**0**	**0.00%**	**31,862**

*** Indicates the winner**

50 - Electoral District of Mansfield

First Preference Votes Polled for each Candidate at each Polling Booth

Booth No.	Polling Booth	WALKER Ian LNP Votes	%	BELL Barbara GRN Votes	%	* MCMILLAN Corrine ALP Votes	%	SYMES Neil ONP Votes	%	Total Formal Votes	Informal Votes	%	Total Votes	% of Total Votes
1	Belmont	302	49.27%	63	10.28%	208	33.93%	40	6.53%	613	20	3.16%	633	2.10%
2	Cavendish Road	139	30.22%	95	20.65%	192	41.74%	34	7.39%	460	11	2.34%	471	1.56%
3	MacKenzie	677	51.06%	81	6.11%	423	31.90%	145	10.94%	1,326	28	2.07%	1,354	4.50%
4	Mansfield	1,359	39.62%	326	9.50%	1,468	42.80%	277	8.08%	3,430	126	3.54%	3,556	11.81%
5	Mt Gravatt	203	32.38%	126	20.10%	245	39.07%	53	8.45%	627	21	3.24%	648	2.15%
6	Mt Gravatt East	941	31.53%	390	13.07%	1,405	47.08%	248	8.31%	2,984	136	4.36%	3,120	10.36%
7	Mt Gravatt West	557	31.96%	283	16.24%	761	43.66%	142	8.15%	1,743	55	3.06%	1,798	5.97%
8	Rochedale	526	51.17%	71	6.91%	306	29.77%	125	12.16%	1,028	53	4.90%	1,081	3.59%
9	Seville Road	88	27.33%	65	20.19%	149	46.27%	20	6.21%	322	8	2.42%	330	1.10%
10	Upper Mt Gravatt	592	32.40%	281	15.38%	799	43.73%	155	8.48%	1,827	96	4.99%	1,923	6.38%
11	Wishart	782	37.91%	237	11.49%	872	42.27%	172	8.34%	2,063	61	2.87%	2,124	7.05%
12	Brisbane CBD All-Districts Centre	16	34.78%	11	23.91%	19	41.30%	0	0.00%	46	4	8.00%	50	0.17%
13	Bundaberg All-Districts Centre	0	0.00%	0	0.00%	0	0.00%	1	100.00%	1	0	0.00%	1	0.00%
14	Burleigh All-Districts Centre	2	66.67%	0	0.00%	0	0.00%	1	33.33%	3	0	0.00%	3	0.01%
15	Cairns All-Districts Centre	0	0.00%	0	0.00%	0	0.00%	0	0.00%	0	0	0.00%	0	0.00%
16	East Brisbane All-Districts Centre	8	53.33%	3	20.00%	3	20.00%	1	6.67%	15	4	21.05%	19	0.06%
17	Hervey Bay All-Districts Centre	1	50.00%	0	0.00%	1	50.00%	0	0.00%	2	0	0.00%	2	0.01%
18	Mackay All-Districts Centre	1	100.00%	0	0.00%	0	0.00%	0	0.00%	1	0	0.00%	1	0.00%
19	Maroochydore All-Districts Centre	1	50.00%	0	0.00%	1	50.00%	0	0.00%	2	0	0.00%	2	0.01%
20	Morayfield All-Districts Centre	0	0.00%	0	0.00%	0	0.00%	0	0.00%	0	0	0.00%	0	0.00%
21	Noosa All-Districts Centre	0	0.00%	0	0.00%	0	0.00%	0	0.00%	0	0	0.00%	0	0.00%
22	Oodgeroo All-Districts Centre	2	40.00%	0	0.00%	3	60.00%	0	0.00%	5	0	0.00%	5	0.02%
23	Redcliffe All-Districts Centre	0	0.00%	0	0.00%	0	0.00%	1	100.00%	1	0	0.00%	1	0.00%
24	Southport All-Districts Centre	0	0.00%	0	0.00%	0	0.00%	0	0.00%	0	0	0.00%	0	0.00%
25	Telephone Voting	1	50.00%	1	50.00%	0	0.00%	0	0.00%	2	0	0.00%	2	0.01%
26	Townsville All-Districts Centre	0	0.00%	0	0.00%	0	0.00%	0	0.00%	0	0	0.00%	0	0.00%
27	Vulture Street All-Districts Centre	2	22.22%	4	44.44%	3	33.33%	0	0.00%	9	0	0.00%	9	0.03%
28	Woolloongabba All-Districts Centre	8	50.00%	3	18.75%	2	12.50%	3	18.75%	16	0	0.00%	16	0.05%
29	Brisbane CBD All-Districts Centre Pre-Poll	310	34.91%	134	15.09%	402	45.27%	42	4.73%	888	26	2.84%	914	3.03%
30	Bundaberg All-Districts Centre Pre-Poll	1	16.67%	0	0.00%	3	50.00%	2	33.33%	6	0	0.00%	6	0.02%
31	Burleigh All-Districts Centre Pre-Poll	4	50.00%	0	0.00%	4	50.00%	0	0.00%	8	0	0.00%	8	0.03%
32	Cairns All-Districts Centre Pre-Poll	4	66.67%	1	16.67%	1	16.67%	0	0.00%	6	0	0.00%	6	0.02%
33	Electoral Visit	93	58.13%	2	1.25%	55	34.38%	10	6.25%	160	27	14.44%	187	0.62%
34	Hervey Bay All-Districts Centre Pre-poll	1	50.00%	0	0.00%	0	0.00%	1	50.00%	2	0	0.00%	2	0.01%
35	Mackay All-Districts Centre Pre-Poll	1	20.00%	1	20.00%	0	0.00%	3	60.00%	5	0	0.00%	5	0.02%
36	Maroochydore All-Districts Centre Pre-Poll	4	57.14%	0	0.00%	3	42.86%	0	0.00%	7	0	0.00%	7	0.02%
37	Morayfield All-Districts Centre Pre-poll	1	100.00%	0	0.00%	0	0.00%	0	0.00%	1	0	0.00%	1	0.00%
38	Noosa All-Districts Centre Pre-Poll	3	60.00%	1	20.00%	1	20.00%	0	0.00%	5	0	0.00%	5	0.02%
39	Oodgeroo All-Districts Centre Pre-Poll	20	46.51%	8	18.60%	13	30.23%	2	4.65%	43	1	2.27%	44	0.15%
40	Redcliffe All-Districts Centre Pre-Poll	1	14.29%	2	28.57%	4	57.14%	0	0.00%	7	0	0.00%	7	0.02%
41	Southport All-Districts Centre Pre-Poll	1	10.00%	5	50.00%	3	30.00%	1	10.00%	10	0	0.00%	10	0.03%
42	Telephone Voting - Pre-poll	0	0.00%	2	25.00%	4	50.00%	2	25.00%	8	0	0.00%	8	0.03%
43	Townsville All-Districts Centre Pre-Poll	1	50.00%	0	0.00%	0	0.00%	1	50.00%	2	1	33.33%	3	0.01%
44	eAssist - Coorparoo Pre-Poll	15	45.45%	0	0.00%	12	36.36%	6	18.18%	33	1	2.94%	34	0.11%
45	Returning Officer Mansfield Pre-Poll	1,707	45.09%	272	7.18%	1,408	37.19%	399	10.54%	3,786	115	2.95%	3,901	12.95%
46	Returning Officer Algester Pre-Poll	0	0.00%	0	0.00%	0	0.00%	0	0.00%	0	0	0.00%	0	0.00%
47	Returning Officer Aspley Pre-Poll	1	33.33%	0	0.00%	2	66.67%	0	0.00%	3	0	0.00%	3	0.01%
48	Returning Officer Bancroft Pre-Poll	0	0.00%	0	0.00%	0	0.00%	0	0.00%	0	0	0.00%	0	0.00%
49	Returning Officer Barron River Pre-Poll	0	0.00%	0	0.00%	0	0.00%	0	0.00%	0	0	0.00%	0	0.00%
50	Returning Officer Bonney Pre-Poll	0	0.00%	1	100.00%	0	0.00%	0	0.00%	1	0	0.00%	1	0.00%
51	Returning Officer Broadwater Pre-Poll	3	42.86%	1	14.29%	1	14.29%	2	28.57%	7	0	0.00%	7	0.02%
52	Returning Officer Buderim Pre-Poll	0	0.00%	1	100.00%	0	0.00%	0	0.00%	1	0	0.00%	1	0.00%
53	Returning Officer Bulimba Pre-Poll	9	45.00%	3	15.00%	7	35.00%	1	5.00%	20	1	4.76%	21	0.07%
54	Returning Officer Bundaberg Pre-Poll	0	0.00%	0	0.00%	0	0.00%	0	0.00%	0	0	0.00%	0	0.00%
55	Returning Officer Bundamba Pre-Poll	0	0.00%	0	0.00%	0	0.00%	0	0.00%	0	0	0.00%	0	0.00%
56	Returning Officer Burdekin Pre-Poll	0	0.00%	0	0.00%	0	0.00%	0	0.00%	0	0	0.00%	0	0.00%
57	Returning Officer Burleigh Pre-Poll	0	0.00%	0	0.00%	0	0.00%	0	0.00%	0	0	0.00%	0	0.00%
58	Returning Officer Burnett Pre-Poll	0	0.00%	0	0.00%	0	0.00%	0	0.00%	0	0	0.00%	0	0.00%
59	Returning Officer Cairns Pre-Poll	0	0.00%	0	0.00%	0	0.00%	0	0.00%	0	0	0.00%	0	0.00%
60	Returning Officer Callide Pre-Poll	0	0.00%	0	0.00%	0	0.00%	0	0.00%	0	0	0.00%	0	0.00%
61	Returning Officer Caloundra Pre-Poll	3	50.00%	0	0.00%	3	50.00%	0	0.00%	6	0	0.00%	6	0.02%
62	Returning Officer Capalaba Pre-Poll	12	33.33%	3	8.33%	12	33.33%	9	25.00%	36	3	7.69%	39	0.13%

63	Returning Officer Chatsworth Pre-Poll	13	50.00%	1	3.85%	9	34.62%	3	11.54%	26	0	0.00%	26	0.09%
64	Returning Officer Clayfield Pre-Poll	3	60.00%	0	0.00%	1	20.00%	1	20.00%	5	1	16.67%	6	0.02%
65	Returning Officer Condamine Pre-Poll	0	0.00%	0	0.00%	0	0.00%	0	0.00%	0	0	0.00%	0	0.00%
66	Returning Officer Cook Pre-Poll	0	0.00%	0	0.00%	0	0.00%	0	0.00%	0	0	0.00%	0	0.00%
67	Returning Officer Coomera Pre-Poll	0	0.00%	0	0.00%	0	0.00%	0	0.00%	0	0	0.00%	0	0.00%
68	Returning Officer Cooper Pre-Poll	4	36.36%	3	27.27%	2	18.18%	2	18.18%	11	0	0.00%	11	0.04%
69	Returning Officer Currumbin Pre-Poll	3	60.00%	0	0.00%	1	20.00%	1	20.00%	5	1	16.67%	6	0.02%
70	Returning Officer Everton Pre-Poll	0	0.00%	0	0.00%	3	100.00%	0	0.00%	3	0	0.00%	3	0.01%
71	Returning Officer Ferny Grove Pre-Poll	0	0.00%	0	0.00%	0	0.00%	0	0.00%	0	0	0.00%	0	0.00%
72	Returning Officer Gaven Pre-Poll	0	0.00%	0	0.00%	1	100.00%	0	0.00%	1	0	0.00%	1	0.00%
73	Returning Officer Gladstone Pre-Poll	0	0.00%	0	0.00%	4	100.00%	0	0.00%	4	0	0.00%	4	0.01%
74	Returning Officer Glass House Pre-Poll	0	0.00%	0	0.00%	0	0.00%	0	0.00%	0	0	0.00%	0	0.00%
75	Returning Officer Greenslopes Pre-Poll	50	40.00%	15	12.00%	49	39.20%	11	8.80%	125	1	0.79%	126	0.42%
76	Returning Officer Gregory Pre-Poll	0	0.00%	0	0.00%	0	0.00%	0	0.00%	0	0	0.00%	0	0.00%
77	Returning Officer Gympie Pre-Poll	0	0.00%	1	100.00%	0	0.00%	0	0.00%	1	0	0.00%	1	0.00%
78	Returning Officer Hervey Bay Pre-Poll	0	0.00%	0	0.00%	0	0.00%	0	0.00%	0	0	0.00%	0	0.00%
79	Returning Officer Hill Pre-Poll	0	0.00%	0	0.00%	0	0.00%	0	0.00%	0	0	0.00%	0	0.00%
80	Returning Officer Hinchinbrook Pre-Poll	0	0.00%	0	0.00%	0	0.00%	0	0.00%	0	0	0.00%	0	0.00%
81	Returning Officer Inala Pre-Poll	0	0.00%	1	25.00%	3	75.00%	0	0.00%	4	0	0.00%	4	0.01%
82	Returning Officer Ipswich Pre-Poll	1	25.00%	0	0.00%	3	75.00%	0	0.00%	4	0	0.00%	4	0.01%
83	Returning Officer Ipswich West Pre-Poll	0	0.00%	0	0.00%	0	0.00%	0	0.00%	0	0	0.00%	0	0.00%
84	Returning Officer Jordan Pre-Poll	5	35.71%	1	7.14%	6	42.86%	2	14.29%	14	1	6.67%	15	0.05%
85	Returning Officer Kawana Pre-Poll	1	33.33%	1	33.33%	1	33.33%	0	0.00%	3	0	0.00%	3	0.01%
86	Returning Officer Keppel Pre-Poll	0	0.00%	0	0.00%	0	0.00%	0	0.00%	0	0	0.00%	0	0.00%
87	Returning Officer Kurwongbah Pre-Poll	0	0.00%	0	0.00%	0	0.00%	0	0.00%	0	0	0.00%	0	0.00%
88	Returning Officer Lockyer Pre-Poll	0	0.00%	0	0.00%	0	0.00%	0	0.00%	0	0	0.00%	0	0.00%
89	Returning Officer Logan Pre-Poll	3	60.00%	0	0.00%	1	20.00%	1	20.00%	5	0	0.00%	5	0.02%
90	Returning Officer Lytton Pre-Poll	10	40.00%	2	8.00%	10	40.00%	3	12.00%	25	1	3.85%	26	0.09%
91	Returning Officer Macalister Pre-Poll	0	0.00%	0	0.00%	0	0.00%	0	0.00%	0	0	0.00%	0	0.00%
92	Returning Officer Mackay Pre-Poll	0	0.00%	0	0.00%	0	0.00%	0	0.00%	0	0	0.00%	0	0.00%
93	Returning Officer Maiwar Pre-Poll	1	25.00%	2	50.00%	1	25.00%	0	0.00%	4	0	0.00%	4	0.01%
94	Returning Officer Maroochydore Pre-Poll	0	0.00%	0	0.00%	0	0.00%	0	0.00%	0	0	0.00%	0	0.00%
95	Returning Officer Maryborough Pre-Poll	0	0.00%	0	0.00%	1	100.00%	0	0.00%	1	0	0.00%	1	0.00%
96	Returning Officer Mcconnel Pre-Poll	4	36.36%	3	27.27%	4	36.36%	0	0.00%	11	0	0.00%	11	0.04%
97	Returning Officer Mermaid Beach Pre-Poll	2	66.67%	1	33.33%	0	0.00%	0	0.00%	3	0	0.00%	3	0.01%
98	Returning Officer Miller Pre-Poll	7	38.89%	1	5.56%	8	44.44%	2	11.11%	18	0	0.00%	18	0.06%
99	Returning Officer Mirani Pre-Poll	0	0.00%	0	0.00%	0	0.00%	0	0.00%	0	0	0.00%	0	0.00%
100	Returning Officer Moggill Pre-Poll	0	0.00%	0	0.00%	0	0.00%	0	0.00%	0	0	0.00%	0	0.00%
101	Returning Officer Morayfield Pre-Poll	0	0.00%	0	0.00%	0	0.00%	0	0.00%	0	0	0.00%	0	0.00%
102	Returning Officer Mount Ommaney Pre-Poll	1	25.00%	0	0.00%	3	75.00%	0	0.00%	4	0	0.00%	4	0.01%
103	Returning Officer Mudgeeraba Pre-Poll	0	0.00%	0	0.00%	0	0.00%	0	0.00%	0	0	0.00%	0	0.00%
104	Returning Officer Mulgrave Pre-Poll	0	0.00%	0	0.00%	0	0.00%	0	0.00%	0	0	0.00%	0	0.00%
105	Returning Officer Mundingburra Pre-Poll	0	0.00%	0	0.00%	0	0.00%	0	0.00%	0	0	0.00%	0	0.00%
106	Returning Officer Murrumba Pre-Poll	0	0.00%	0	0.00%	1	100.00%	0	0.00%	1	0	0.00%	1	0.00%
107	Returning Officer Nanango Pre-Poll	0	0.00%	0	0.00%	0	0.00%	0	0.00%	0	0	0.00%	0	0.00%
108	Returning Officer Nicklin Pre-Poll	0	0.00%	0	0.00%	0	0.00%	0	0.00%	0	0	0.00%	0	0.00%
109	Returning Officer Ninderry Pre-Poll	0	0.00%	0	0.00%	0	0.00%	0	0.00%	0	0	0.00%	0	0.00%
110	Returning Officer Noosa Pre-Poll	0	0.00%	0	0.00%	0	0.00%	0	0.00%	0	0	0.00%	0	0.00%
111	Returning Officer Nudgee Pre-Poll	0	0.00%	0	0.00%	0	0.00%	0	0.00%	0	1	0.00%	1	0.00%
112	Returning Officer Oodgeroo Pre-Poll	0	0.00%	0	0.00%	0	0.00%	0	0.00%	0	0	0.00%	0	0.00%
113	Returning Officer Pine Rivers Pre-Poll	0	0.00%	1	100.00%	0	0.00%	0	0.00%	1	0	0.00%	1	0.00%
114	Returning Officer Pumicestone Pre-Poll	0	0.00%	0	0.00%	0	0.00%	1	100.00%	1	0	0.00%	1	0.00%
115	Returning Officer Redcliffe Pre-Poll	0	0.00%	0	0.00%	0	0.00%	0	0.00%	0	0	0.00%	0	0.00%
116	Returning Officer Redlands Pre-Poll	6	40.00%	3	20.00%	6	40.00%	0	0.00%	15	1	6.25%	16	0.05%
117	Returning Officer Rockhampton Pre-Poll	0	0.00%	1	33.33%	0	0.00%	2	66.67%	3	1	25.00%	4	0.01%
118	Returning Officer Sandgate Pre-Poll	0	0.00%	0	0.00%	1	100.00%	0	0.00%	1	1	50.00%	2	0.01%
119	Returning Officer Scenic Rim Pre-Poll	1	100.00%	0	0.00%	0	0.00%	0	0.00%	1	1	50.00%	2	0.01%
120	Returning Officer South Brisbane Pre-Poll	3	23.08%	3	23.08%	5	38.46%	2	15.38%	13	2	13.33%	15	0.05%
121	Returning Officer Southern Downs Pre-Poll	3	75.00%	0	0.00%	1	25.00%	0	0.00%	4	0	0.00%	4	0.01%
122	Returning Officer Southport Pre-Poll	0	0.00%	0	0.00%	0	0.00%	0	0.00%	0	0	0.00%	0	0.00%
123	Returning Officer Springwood Pre-Poll	18	51.43%	3	8.57%	10	28.57%	4	11.43%	35	2	5.41%	37	0.12%
124	Returning Officer Stafford Pre-Poll	0	0.00%	0	0.00%	0	0.00%	0	0.00%	0	1	0.00%	1	0.00%
125	Returning Officer Stretton Pre-Poll	30	71.43%	1	2.38%	9	21.43%	2	4.76%	42	2	4.55%	44	0.15%
126	Returning Officer Surfers Paradise Pre-Poll	3	100.00%	0	0.00%	0	0.00%	0	0.00%	3	0	0.00%	3	0.01%
127	Returning Officer Theodore Pre-Poll	2	66.67%	1	33.33%	0	0.00%	0	0.00%	3	0	0.00%	3	0.01%
128	Returning Officer Thuringowa Pre-Poll	0	0.00%	0	0.00%	0	0.00%	0	0.00%	0	0	0.00%	0	0.00%
129	Returning Officer Toohey Pre-Poll	14	60.87%	2	8.70%	6	26.09%	1	4.35%	23	1	4.17%	24	0.08%
130	Returning Officer Toowoomba North Pre-Poll	0	0.00%	0	0.00%	2	100.00%	0	0.00%	2	0	0.00%	2	0.01%
131	Returning Officer Toowoomba South Pre-Poll	0	0.00%	0	0.00%	3	100.00%	0	0.00%	3	1	25.00%	4	0.01%
132	Returning Officer Townsville Pre-Poll	1	50.00%	0	0.00%	0	0.00%	1	50.00%	2	1	33.33%	3	0.01%
133	Returning Officer Traeger Pre-Poll	0	0.00%	0	0.00%	0	0.00%	0	0.00%	0	0	0.00%	0	0.00%

134	Returning Officer Warrego Pre-Poll	0	0.00%	1	100.00%	0	0.00%	0	0.00%	1	0	0.00%	1	0.00%
135	Returning Officer Waterford Pre-Poll	0	0.00%	0	0.00%	0	0.00%	0	0.00%	0	0	0.00%	0	0.00%
136	Returning Officer Whitsunday Pre-Poll	0	0.00%	0	0.00%	0	0.00%	0	0.00%	0	0	0.00%	0	0.00%
137	Returning Officer Woodridge Pre-Poll	3	42.86%	0	0.00%	2	28.57%	2	28.57%	7	0	0.00%	7	0.02%
	Polling Booth Totals	**8,595**	**39.04%**	**2,525**	**11.47%**	**8,955**	**40.68%**	**1,940**	**8.81%**	**22,015**	**818**	**3.58%**	**22,833**	**75.80%**
	Postal, Special Postal, Unenrolled Votes	2,432	46.85%	420	8.09%	1,807	34.81%	532	10.25%	5,191	359	6.47%	5,550	18.43%
	Pre-Poll (In Person) Absent Votes	23	37.70%	9	14.75%	21	34.43%	8	13.11%	61	3	4.69%	64	0.21%
	Polling Day Absent Votes	532	34.82%	303	19.83%	550	35.99%	143	9.36%	1,528	60	3.78%	1,588	5.27%
	Declared Institution Votes	22	31.88%	6	8.70%	36	52.17%	5	7.25%	69	2	2.82%	71	0.24%
	Polling Day Declaration Votes	6	40.00%	0	0.00%	6	40.00%	3	20.00%	15	1	6.25%	16	0.05%
	Uncertain Identity	0	0.00%	0	0.00%	0	0.00%	0	0.00%	0	0	0.00%	0	0.00%
	Declaration and Pre-Poll Votes Totals	**3,015**	**43.92%**	**738**	**10.75%**	**2,420**	**35.26%**	**691**	**10.07%**	**6,864**	**425**	**5.83%**	**7,289**	**24.20%**
	Total First Preference Votes	**11,610**	**40.20%**	**3,263**	**11.30%**	**11,375**	**39.39%**	**2,631**	**9.11%**	**28,879**	**1,243**	**4.13%**	**30,122**	**100.00%**

Distribution of Preferences

Preference Distribution	WALKER Ian Votes	%	BELL Barbara Votes	%	* MCMILLAN Corrine Votes	%	SYMES Neil Votes	%	Votes remaining in count	Exhausted Votes	%	Total Formal Votes
First Preference Votes	11,610	40.20%	3,263	11.30%	11,375	39.39%	2,631	9.11%	28,879			28,879
SYMES Excluded (1st)	**1,450**	**55.11%**	**404**	**15.36%**	**777**	**29.53%**			**2,631**	**0**	**0.00%**	**2,631**
Total	13,060	45.22%	3,667	12.70%	12,152	42.08%			28,879	0	0.00%	28,879
BELL Excluded (2nd)	**911**	**24.84%**			**2,756**	**75.16%**			**3,667**	**0**	**0.00%**	**3,667**
District Total	**13,971**	**48.38%**			**14,908**	**51.62%**			**28,879**	**0**	**0.00%**	**28,879**

*** Indicates the winner**

51 - Electoral District of Maroochydore

First Preference Votes Polled for each Candidate at each Polling Booth

Booth No.	Polling Booth	MCGLONE Julie ALP Votes	%	* SIMPSON Fiona LNP Votes	%	YOUNG Cam ONP Votes	%	BRYAR Daniel GRN Votes	%	Total Formal Votes	Informal Votes	%	Total Votes	% of Total Votes
1	Alexandra Headland	231	25.33%	391	42.87%	125	13.71%	165	18.09%	912	34	3.59%	946	3.21%
2	Buddina	29	25.44%	52	45.61%	17	14.91%	16	14.04%	114	6	5.00%	120	0.41%
3	Coolum Beach	122	25.31%	160	33.20%	73	15.15%	127	26.35%	482	20	3.98%	502	1.70%
4	Coolum Beach North	102	29.06%	130	37.04%	51	14.53%	68	19.37%	351	19	5.14%	370	1.26%
5	Kuluin	30	24.39%	45	36.59%	31	25.20%	17	13.82%	123	6	4.65%	129	0.44%
6	Maroochydore	289	29.37%	355	36.08%	155	15.75%	185	18.80%	984	79	7.43%	1,063	3.61%
7	Maroochydore Central	259	26.48%	400	40.90%	153	15.64%	166	16.97%	978	27	2.69%	1,005	3.41%
8	Maroochydore High	389	30.92%	463	36.80%	218	17.33%	188	14.94%	1,258	64	4.84%	1,322	4.49%
9	Mooloolaba	655	30.02%	901	41.29%	304	13.93%	322	14.76%	2,182	96	4.21%	2,278	7.74%
10	Mt Coolum	485	26.84%	660	36.52%	254	14.06%	408	22.58%	1,807	63	3.37%	1,870	6.35%
11	Mudjimba	368	27.24%	549	40.64%	225	16.65%	209	15.47%	1,351	38	2.74%	1,389	4.72%
12	Pacific Paradise	548	25.18%	921	42.33%	439	20.17%	268	12.32%	2,176	97	4.27%	2,273	7.72%
13	Brisbane CBD All-Districts Centre	3	42.86%	3	42.86%	1	14.29%	0	0.00%	7	1	12.50%	8	0.03%
14	Bundaberg All-Districts Centre	0	0.00%	0	0.00%	0	0.00%	0	0.00%	0	0	0.00%	0	0.00%
15	Burleigh All-Districts Centre	1	50.00%	0	0.00%	0	0.00%	1	50.00%	2	0	0.00%	2	0.01%
16	Cairns All-Districts Centre	0	0.00%	0	0.00%	0	0.00%	0	0.00%	0	0	0.00%	0	0.00%
17	East Brisbane All-Districts Centre	2	25.00%	6	75.00%	0	0.00%	0	0.00%	8	1	11.11%	9	0.03%
18	Hervey Bay All-Districts Centre	0	0.00%	0	0.00%	0	0.00%	0	0.00%	0	0	0.00%	0	0.00%
19	Mackay All-Districts Centre	0	0.00%	0	0.00%	2	100.00%	0	0.00%	2	0	0.00%	2	0.01%
20	Maroochydore All-Districts Centre	115	25.73%	198	44.30%	55	12.30%	79	17.67%	447	18	3.87%	465	1.58%
21	Morayfield All-Districts Centre	2	100.00%	0	0.00%	0	0.00%	0	0.00%	2	0	0.00%	2	0.01%
22	Noosa All-Districts Centre	2	18.18%	3	27.27%	1	9.09%	5	45.45%	11	0	0.00%	11	0.04%
23	Oodgeroo All-Districts Centre	0	0.00%	0	0.00%	0	0.00%	0	0.00%	0	0	0.00%	0	0.00%
24	Redcliffe All-Districts Centre	0	0.00%	0	0.00%	0	0.00%	0	0.00%	0	1	0.00%	1	0.00%
25	Southport All-Districts Centre	0	0.00%	1	100.00%	0	0.00%	0	0.00%	1	0	0.00%	1	0.00%
26	Telephone Voting	0	0.00%	1	25.00%	1	25.00%	2	50.00%	4	0	0.00%	4	0.01%
27	Townsville All-Districts Centre	0	0.00%	0	0.00%	0	0.00%	0	0.00%	0	0	0.00%	0	0.00%
28	Vulture Street All-Districts Centre	0	0.00%	1	100.00%	0	0.00%	0	0.00%	1	0	0.00%	1	0.00%
29	Woolloongabba All-Districts Centre	0	0.00%	0	0.00%	0	0.00%	0	0.00%	0	0	0.00%	0	0.00%
30	Brisbane CBD All-Districts Centre Pre-Poll	23	33.33%	35	50.72%	3	4.35%	8	11.59%	69	0	0.00%	69	0.23%
31	Bundaberg All-Districts Centre Pre-Poll	1	14.29%	3	42.86%	1	14.29%	2	28.57%	7	2	22.22%	9	0.03%
32	Burleigh All-Districts Centre Pre-Poll	2	25.00%	4	50.00%	0	0.00%	2	25.00%	8	1	11.11%	9	0.03%
33	Cairns All-Districts Centre Pre-Poll	4	33.33%	5	41.67%	0	0.00%	3	25.00%	12	0	0.00%	12	0.04%
34	Electoral Visit	33	23.57%	82	58.57%	17	12.14%	8	5.71%	140	0	0.00%	140	0.48%
35	Hervey Bay All-Districts Centre Pre-poll	1	8.33%	7	58.33%	2	16.67%	2	16.67%	12	2	14.29%	14	0.05%
36	Mackay All-Districts Centre Pre-Poll	1	9.09%	5	45.45%	4	36.36%	1	9.09%	11	0	0.00%	11	0.04%
37	Maroochydore All-Districts Centre Pre-Poll	1,756	22.88%	4,016	52.33%	1,237	16.12%	666	8.68%	7,675	198	2.51%	7,873	26.74%
38	Morayfield All-Districts Centre Pre-poll	2	11.11%	8	44.44%	4	22.22%	4	22.22%	18	0	0.00%	18	0.06%
39	Noosa All-Districts Centre Pre-Poll	23	23.47%	38	38.78%	15	15.31%	22	22.45%	98	5	4.85%	103	0.35%
40	Oodgeroo All-Districts Centre Pre-Poll	0	0.00%	3	60.00%	0	0.00%	2	40.00%	5	0	0.00%	5	0.02%
41	Redcliffe All-Districts Centre Pre-Poll	0	0.00%	3	60.00%	2	40.00%	0	0.00%	5	0	0.00%	5	0.02%
42	Southport All-Districts Centre Pre-Poll	1	25.00%	1	25.00%	1	25.00%	1	25.00%	4	0	0.00%	4	0.01%
43	Telephone Voting - Pre-poll	2	25.00%	4	50.00%	1	12.50%	1	12.50%	8	0	0.00%	8	0.03%
44	Townsville All-Districts Centre Pre-Poll	3	42.86%	3	42.86%	1	14.29%	0	0.00%	7	0	0.00%	7	0.02%
45	eAssist - Coorparoo Pre-Poll	0	0.00%	0	0.00%	0	0.00%	0	0.00%	0	0	0.00%	0	0.00%
46	Returning Officer Maroochydore Pre-Poll	0	0.00%	0	0.00%	0	0.00%	0	0.00%	0	0	0.00%	0	0.00%
47	Returning Officer Algester Pre-Poll	0	0.00%	0	0.00%	0	0.00%	0	0.00%	0	0	0.00%	0	0.00%
48	Returning Officer Aspley Pre-Poll	1	25.00%	2	50.00%	0	0.00%	1	25.00%	4	0	0.00%	4	0.01%
49	Returning Officer Bancroft Pre-Poll	0	0.00%	0	0.00%	0	0.00%	0	0.00%	0	0	0.00%	0	0.00%
50	Returning Officer Barron River Pre-Poll	0	0.00%	2	100.00%	0	0.00%	0	0.00%	2	0	0.00%	2	0.01%
51	Returning Officer Bonney Pre-Poll	0	0.00%	0	0.00%	0	0.00%	0	0.00%	0	0	0.00%	0	0.00%
52	Returning Officer Broadwater Pre-Poll	0	0.00%	0	0.00%	0	0.00%	0	0.00%	0	0	0.00%	0	0.00%
53	Returning Officer Buderim Pre-Poll	226	18.83%	620	51.67%	233	19.42%	121	10.08%	1,200	46	3.69%	1,246	4.23%
54	Returning Officer Bulimba Pre-Poll	0	0.00%	0	0.00%	0	0.00%	0	0.00%	0	0	0.00%	0	0.00%
55	Returning Officer Bundaberg Pre-Poll	0	0.00%	0	0.00%	0	0.00%	0	0.00%	0	0	0.00%	0	0.00%
56	Returning Officer Bundamba Pre-Poll	0	0.00%	0	0.00%	0	0.00%	0	0.00%	0	0	0.00%	0	0.00%
57	Returning Officer Burdekin Pre-Poll	0	0.00%	0	0.00%	0	0.00%	0	0.00%	0	0	0.00%	0	0.00%
58	Returning Officer Burleigh Pre-Poll	0	0.00%	0	0.00%	0	0.00%	0	0.00%	0	0	0.00%	0	0.00%
59	Returning Officer Burnett Pre-Poll	0	0.00%	0	0.00%	0	0.00%	0	0.00%	0	0	0.00%	0	0.00%
60	Returning Officer Cairns Pre-Poll	0	0.00%	0	0.00%	0	0.00%	0	0.00%	0	0	0.00%	0	0.00%
61	Returning Officer Callide Pre-Poll	0	0.00%	0	0.00%	0	0.00%	0	0.00%	0	0	0.00%	0	0.00%
62	Returning Officer Caloundra Pre-Poll	18	26.09%	19	27.54%	18	26.09%	14	20.29%	69	2	2.82%	71	0.24%

63	Returning Officer Capalaba Pre-Poll	0	0.00%	0	0.00%	0	0.00%	0	0.00%	0	0	0.00%	0	0.00%
64	Returning Officer Chatsworth Pre-Poll	1	50.00%	1	50.00%	0	0.00%	0	0.00%	2	0	0.00%	2	0.01%
65	Returning Officer Clayfield Pre-Poll	1	25.00%	3	75.00%	0	0.00%	0	0.00%	4	0	0.00%	4	0.01%
66	Returning Officer Condamine Pre-Poll	0	0.00%	1	100.00%	0	0.00%	0	0.00%	1	0	0.00%	1	0.00%
67	Returning Officer Cook Pre-Poll	0	0.00%	0	0.00%	0	0.00%	1	100.00%	1	0	0.00%	1	0.00%
68	Returning Officer Coomera Pre-Poll	0	0.00%	0	0.00%	1	100.00%	0	0.00%	1	0	0.00%	1	0.00%
69	Returning Officer Cooper Pre-Poll	0	0.00%	0	0.00%	0	0.00%	0	0.00%	0	0	0.00%	0	0.00%
70	Returning Officer Currumbin Pre-Poll	0	0.00%	1	100.00%	0	0.00%	0	0.00%	1	0	0.00%	1	0.00%
71	Returning Officer Everton Pre-Poll	0	0.00%	1	33.33%	1	33.33%	1	33.33%	3	0	0.00%	3	0.01%
72	Returning Officer Ferny Grove Pre-Poll	0	0.00%	1	50.00%	1	50.00%	0	0.00%	2	0	0.00%	2	0.01%
73	Returning Officer Gaven Pre-Poll	1	100.00%	0	0.00%	0	0.00%	0	0.00%	1	0	0.00%	1	0.00%
74	Returning Officer Gladstone Pre-Poll	5	71.43%	1	14.29%	1	14.29%	0	0.00%	7	0	0.00%	7	0.02%
75	Returning Officer Glass House Pre-Poll	8	50.00%	2	12.50%	2	12.50%	4	25.00%	16	1	5.88%	17	0.06%
76	Returning Officer Greenslopes Pre-Poll	0	0.00%	0	0.00%	0	0.00%	2	100.00%	2	0	0.00%	2	0.01%
77	Returning Officer Gregory Pre-Poll	0	0.00%	0	0.00%	0	0.00%	0	0.00%	0	0	0.00%	0	0.00%
78	Returning Officer Gympie Pre-Poll	1	11.11%	2	22.22%	5	55.56%	1	11.11%	9	0	0.00%	9	0.03%
79	Returning Officer Hervey Bay Pre-Poll	0	0.00%	0	0.00%	0	0.00%	0	0.00%	0	0	0.00%	0	0.00%
80	Returning Officer Hill Pre-Poll	0	0.00%	0	0.00%	0	0.00%	0	0.00%	0	0	0.00%	0	0.00%
81	Returning Officer Hinchinbrook Pre-Poll	0	0.00%	0	0.00%	0	0.00%	0	0.00%	0	0	0.00%	0	0.00%
82	Returning Officer Inala Pre-Poll	1	100.00%	0	0.00%	0	0.00%	0	0.00%	1	0	0.00%	1	0.00%
83	Returning Officer Ipswich Pre-Poll	1	33.33%	1	33.33%	1	33.33%	0	0.00%	3	0	0.00%	3	0.01%
84	Returning Officer Ipswich West Pre-Poll	0	0.00%	0	0.00%	0	0.00%	0	0.00%	0	0	0.00%	0	0.00%
85	Returning Officer Jordan Pre-Poll	1	100.00%	0	0.00%	0	0.00%	0	0.00%	1	0	0.00%	1	0.00%
86	Returning Officer Kawana Pre-Poll	90	19.91%	215	47.57%	99	21.90%	48	10.62%	452	22	4.64%	474	1.61%
87	Returning Officer Keppel Pre-Poll	2	33.33%	3	50.00%	1	16.67%	0	0.00%	6	0	0.00%	6	0.02%
88	Returning Officer Kurwongbah Pre-Poll	0	0.00%	0	0.00%	1	100.00%	0	0.00%	1	0	0.00%	1	0.00%
89	Returning Officer Lockyer Pre-Poll	0	0.00%	1	100.00%	0	0.00%	0	0.00%	1	0	0.00%	1	0.00%
90	Returning Officer Logan Pre-Poll	0	0.00%	0	0.00%	0	0.00%	0	0.00%	0	0	0.00%	0	0.00%
91	Returning Officer Lytton Pre-Poll	0	0.00%	3	75.00%	0	0.00%	1	25.00%	4	0	0.00%	4	0.01%
92	Returning Officer Macalister Pre-Poll	0	0.00%	0	0.00%	0	0.00%	0	0.00%	0	0	0.00%	0	0.00%
93	Returning Officer Mackay Pre-Poll	0	0.00%	0	0.00%	0	0.00%	0	0.00%	0	0	0.00%	0	0.00%
94	Returning Officer Maiwar Pre-Poll	1	50.00%	1	50.00%	0	0.00%	0	0.00%	2	0	0.00%	2	0.01%
95	Returning Officer Mansfield Pre-Poll	0	0.00%	0	0.00%	0	0.00%	1	100.00%	1	0	0.00%	1	0.00%
96	Returning Officer Maryborough Pre-Poll	0	0.00%	2	100.00%	0	0.00%	0	0.00%	2	0	0.00%	2	0.01%
97	Returning Officer Mcconnel Pre-Poll	0	0.00%	2	100.00%	0	0.00%	0	0.00%	2	0	0.00%	2	0.01%
98	Returning Officer Mermaid Beach Pre-Poll	1	50.00%	1	50.00%	0	0.00%	0	0.00%	2	1	33.33%	3	0.01%
99	Returning Officer Miller Pre-Poll	0	0.00%	0	0.00%	0	0.00%	0	0.00%	0	0	0.00%	0	0.00%
100	Returning Officer Mirani Pre-Poll	0	0.00%	0	0.00%	0	0.00%	0	0.00%	0	0	0.00%	0	0.00%
101	Returning Officer Moggill Pre-Poll	1	20.00%	2	40.00%	0	0.00%	2	40.00%	5	0	0.00%	5	0.02%
102	Returning Officer Morayfield Pre-Poll	0	0.00%	0	0.00%	0	0.00%	0	0.00%	0	0	0.00%	0	0.00%
103	Returning Officer Mount Ommaney Pre-Poll	0	0.00%	3	100.00%	0	0.00%	0	0.00%	3	0	0.00%	3	0.01%
104	Returning Officer Mudgeeraba Pre-Poll	0	0.00%	0	0.00%	0	0.00%	0	0.00%	0	0	0.00%	0	0.00%
105	Returning Officer Mulgrave Pre-Poll	0	0.00%	0	0.00%	0	0.00%	0	0.00%	0	0	0.00%	0	0.00%
106	Returning Officer Mundingburra Pre-Poll	0	0.00%	0	0.00%	0	0.00%	0	0.00%	0	0	0.00%	0	0.00%
107	Returning Officer Murrumba Pre-Poll	1	100.00%	0	0.00%	0	0.00%	0	0.00%	1	0	0.00%	1	0.00%
108	Returning Officer Nanango Pre-Poll	1	33.33%	2	66.67%	0	0.00%	0	0.00%	3	0	0.00%	3	0.01%
109	Returning Officer Nicklin Pre-Poll	32	21.62%	71	47.97%	22	14.86%	23	15.54%	148	9	5.73%	157	0.53%
110	Returning Officer Ninderry Pre-Poll	164	29.44%	211	37.88%	84	15.08%	98	17.59%	557	17	2.96%	574	1.95%
111	Returning Officer Noosa Pre-Poll	0	0.00%	0	0.00%	0	0.00%	0	0.00%	0	0	0.00%	0	0.00%
112	Returning Officer Nudgee Pre-Poll	1	50.00%	1	50.00%	0	0.00%	0	0.00%	2	0	0.00%	2	0.01%
113	Returning Officer Oodgeroo Pre-Poll	0	0.00%	0	0.00%	0	0.00%	0	0.00%	0	0	0.00%	0	0.00%
114	Returning Officer Pine Rivers Pre-Poll	0	0.00%	0	0.00%	2	100.00%	0	0.00%	2	0	0.00%	2	0.01%
115	Returning Officer Pumicestone Pre-Poll	3	60.00%	0	0.00%	1	20.00%	1	20.00%	5	0	0.00%	5	0.02%
116	Returning Officer Redcliffe Pre-Poll	0	0.00%	0	0.00%	0	0.00%	0	0.00%	0	0	0.00%	0	0.00%
117	Returning Officer Redlands Pre-Poll	0	0.00%	0	0.00%	0	0.00%	0	0.00%	0	0	0.00%	0	0.00%
118	Returning Officer Rockhampton Pre-Poll	1	14.29%	4	57.14%	2	28.57%	0	0.00%	7	0	0.00%	7	0.02%
119	Returning Officer Sandgate Pre-Poll	1	25.00%	0	0.00%	1	25.00%	2	50.00%	4	0	0.00%	4	0.01%
120	Returning Officer Scenic Rim Pre-Poll	0	0.00%	0	0.00%	1	100.00%	0	0.00%	1	0	0.00%	1	0.00%
121	Returning Officer South Brisbane Pre-Poll	0	0.00%	1	50.00%	0	0.00%	1	50.00%	2	0	0.00%	2	0.01%
122	Returning Officer Southern Downs Pre-Poll	0	0.00%	0	0.00%	0	0.00%	0	0.00%	0	0	0.00%	0	0.00%
123	Returning Officer Southport Pre-Poll	0	0.00%	0	0.00%	0	0.00%	0	0.00%	0	0	0.00%	0	0.00%
124	Returning Officer Springwood Pre-Poll	0	0.00%	1	100.00%	0	0.00%	0	0.00%	1	0	0.00%	1	0.00%
125	Returning Officer Stafford Pre-Poll	1	33.33%	0	0.00%	2	66.67%	0	0.00%	3	0	0.00%	3	0.01%
126	Returning Officer Stretton Pre-Poll	0	0.00%	0	0.00%	0	0.00%	0	0.00%	0	0	0.00%	0	0.00%
127	Returning Officer Surfers Paradise Pre-Poll	1	33.33%	1	33.33%	1	33.33%	0	0.00%	3	0	0.00%	3	0.01%
128	Returning Officer Theodore Pre-Poll	0	0.00%	0	0.00%	1	100.00%	0	0.00%	1	0	0.00%	1	0.00%
129	Returning Officer Thuringowa Pre-Poll	0	0.00%	0	0.00%	0	0.00%	0	0.00%	0	0	0.00%	0	0.00%
130	Returning Officer Toohey Pre-Poll	1	100.00%	0	0.00%	0	0.00%	0	0.00%	1	0	0.00%	1	0.00%
131	Returning Officer Toowoomba North Pre-Poll	0	0.00%	2	66.67%	0	0.00%	1	33.33%	3	1	25.00%	4	0.01%
132	Returning Officer Toowoomba South Pre-Poll	0	0.00%	1	100.00%	0	0.00%	0	0.00%	1	1	50.00%	2	0.01%
133	Returning Officer Townsville Pre-Poll	0	0.00%	0	0.00%	0	0.00%	0	0.00%	0	0	0.00%	0	0.00%

134	Returning Officer Traeger Pre-Poll	0	0.00%	2	66.67%	0	0.00%	1	33.33%	3	0	0.00%	3	0.01%
135	Returning Officer Warrego Pre-Poll	0	0.00%	0	0.00%	1	100.00%	0	0.00%	1	0	0.00%	1	0.00%
136	Returning Officer Waterford Pre-Poll	0	0.00%	0	0.00%	0	0.00%	0	0.00%	0	0	0.00%	0	0.00%
137	Returning Officer Whitsunday Pre-Poll	1	16.67%	3	50.00%	0	0.00%	2	33.33%	6	0	0.00%	6	0.02%
138	Returning Officer Woodridge Pre-Poll	0	0.00%	0	0.00%	0	0.00%	0	0.00%	0	0	0.00%	0	0.00%
	Polling Booth Totals	**6,052**	**25.38%**	**10,647**	**44.65%**	**3,875**	**16.25%**	**3,274**	**13.73%**	**23,848**	**878**	**3.55%**	**24,726**	**83.97%**
	Postal, Special Postal, Unenrolled Votes	545	21.91%	1,302	52.35%	389	15.64%	251	10.09%	2,487	145	5.51%	2,632	8.94%
	Pre-Poll (In Person) Absent Votes	18	13.95%	66	51.16%	26	20.16%	19	14.73%	129	3	2.27%	132	0.45%
	Polling Day Absent Votes	464	27.60%	575	34.21%	276	16.42%	366	21.77%	1,681	71	4.05%	1,752	5.95%
	Declared Institution Votes	21	30.00%	31	44.29%	10	14.29%	8	11.43%	70	2	2.78%	72	0.24%
	Polling Day Declaration Votes	57	43.51%	40	30.53%	16	12.21%	18	13.74%	131	2	1.50%	133	0.45%
	Uncertain Identity	0	0.00%	0	0.00%	0	0.00%	0	0.00%	0	0	0.00%	0	0.00%
	Declaration and Pre-Poll Votes Totals	**1,105**	**24.57%**	**2,014**	**44.78%**	**717**	**15.94%**	**662**	**14.72%**	**4,498**	**223**	**4.72%**	**4,721**	**16.03%**
	Total First Preference Votes	**7,157**	**25.25%**	**12,661**	**44.67%**	**4,592**	**16.20%**	**3,936**	**13.89%**	**28,346**	**1,101**	**3.74%**	**29,447**	**100.00%**

Distribution of Preferences

Preference Distribution	MCGLONE Julie Votes	%	* SIMPSON Fiona Votes	%	YOUNG Cam Votes	%	BRYAR Daniel Votes	%	Votes remaining in count	Exhausted Votes	%	Total Formal Votes
First Preference Votes	7,157	25.25%	12,661	44.67%	4,592	16.20%	3,936	13.89%	28,346			28,346
BRYAR Excluded (1st)	**2,581**	**65.57%**	**871**	**22.13%**	**484**	**12.30%**			**3,936**	**0**	**0.00%**	**3,936**
Total	9,738	34.35%	13,532	47.74%	5,076	17.91%			28,346	0	0.00%	28,346
YOUNG Excluded (2nd)	**2,021**	**39.81%**	**3,055**	**60.19%**					**5,076**	**0**	**0.00%**	**5,076**
District Total	**11,759**	**41.48%**	**16,587**	**58.52%**					**28,346**	**0**	**0.00%**	**28,346**

*** Indicates the winner**

52 - Electoral District of Maryborough

First Preference Votes Polled for each Candidate at each Polling Booth

Booth No.	Polling Booth	CURRIE Roger M LNP Votes	%	KINGSTON Richard ONP Votes	%	HANSEN James ALP Votes	%	* SAUNDERS Bruce GRN Votes	%	ARMSTRONG Craig Votes	%	Total Formal Votes	Informal Votes	%	Total Votes	% of Total Votes
1	Albert	16	3.09%	50	9.67%	100	19.34%	323	62.48%	28	5.42%	517	25	4.61%	542	1.66%
2	Bell Hilltop	22	2.12%	141	13.57%	229	22.04%	596	57.36%	51	4.91%	1,039	37	3.44%	1,076	3.29%
3	Boonooroo	5	1.43%	93	26.65%	88	25.21%	156	44.70%	7	2.01%	349	12	3.32%	361	1.10%
4	Brooweena	11	6.71%	33	20.12%	81	49.39%	34	20.73%	5	3.05%	164	2	1.20%	166	0.51%
5	Burrum Heads	35	3.04%	271	23.54%	357	31.02%	455	39.53%	33	2.87%	1,151	44	3.68%	1,195	3.66%
6	Granville	39	3.55%	131	11.93%	344	31.33%	557	50.73%	27	2.46%	1,098	51	4.44%	1,149	3.52%
7	Howard	30	2.75%	153	14.02%	436	39.96%	437	40.05%	35	3.21%	1,091	41	3.62%	1,132	3.46%
8	Maryborough	49	3.75%	205	15.68%	295	22.57%	692	52.95%	66	5.05%	1,307	75	5.43%	1,382	4.23%
9	Maryborough West	33	3.13%	115	10.89%	267	25.28%	584	55.30%	57	5.40%	1,056	42	3.83%	1,098	3.36%
10	Mungar	6	1.70%	55	15.63%	170	48.30%	111	31.53%	10	2.84%	352	11	3.03%	363	1.11%
11	North Street	16	3.29%	88	18.11%	108	22.22%	261	53.70%	13	2.67%	486	13	2.61%	499	1.53%
12	Pialba	8	5.71%	38	27.14%	36	25.71%	50	35.71%	8	5.71%	140	5	3.45%	145	0.44%
13	Pialba North	5	2.16%	51	22.08%	66	28.57%	84	36.36%	25	10.82%	231	20	7.97%	251	0.77%
14	St Helens	18	3.60%	97	19.40%	154	30.80%	215	43.00%	16	3.20%	500	16	3.10%	516	1.58%
15	Sunbury	44	3.01%	196	13.41%	480	32.83%	695	47.54%	47	3.21%	1,462	57	3.75%	1,519	4.65%
16	Tiaro	19	4.17%	88	19.30%	176	38.60%	159	34.87%	14	3.07%	456	20	4.20%	476	1.46%
17	Tinana	45	2.69%	302	18.04%	498	29.75%	787	47.01%	42	2.51%	1,674	64	3.68%	1,738	5.32%
18	Toogoom	53	4.93%	223	20.76%	349	32.50%	414	38.55%	35	3.26%	1,074	54	4.79%	1,128	3.45%
19	Torbanlea	11	3.01%	41	11.23%	161	44.11%	137	37.53%	15	4.11%	365	14	3.69%	379	1.16%
20	Urraween	17	5.09%	83	24.85%	115	34.43%	103	30.84%	16	4.79%	334	14	4.02%	348	1.06%
21	Yarrilee	60	3.59%	437	26.15%	510	30.52%	590	35.31%	74	4.43%	1,671	92	5.22%	1,763	5.39%
22	Brisbane CBD All-Districts Centre	2	28.57%	1	14.29%	0	0.00%	4	57.14%	0	0.00%	7	1	12.50%	8	0.02%
23	Bundaberg All-Districts Centre	0	0.00%	0	0.00%	0	0.00%	2	100.00%	0	0.00%	2	0	0.00%	2	0.01%
24	Burleigh All-Districts Centre	0	0.00%	0	0.00%	0	0.00%	0	0.00%	0	0.00%	0	0	0.00%	0	0.00%
25	Cairns All-Districts Centre	0	0.00%	1	50.00%	1	50.00%	0	0.00%	0	0.00%	2	0	0.00%	2	0.01%
26	East Brisbane All-Districts Centre	0	0.00%	1	50.00%	1	50.00%	0	0.00%	0	0.00%	2	0	0.00%	2	0.01%
27	Hervey Bay All-Districts Centre	2	8.00%	4	16.00%	11	44.00%	7	28.00%	1	4.00%	25	1	3.85%	26	0.08%
28	Mackay All-Districts Centre	0	0.00%	0	0.00%	0	0.00%	0	0.00%	0	0.00%	0	0	0.00%	0	0.00%
29	Maroochydore All-Districts Centre	0	0.00%	0	0.00%	0	0.00%	0	0.00%	0	0.00%	0	0	0.00%	0	0.00%
30	Morayfield All-Districts Centre	0	0.00%	0	0.00%	1	100.00%	0	0.00%	0	0.00%	1	0	0.00%	1	0.00%
31	Noosa All-Districts Centre	0	0.00%	1	50.00%	0	0.00%	1	50.00%	0	0.00%	2	0	0.00%	2	0.01%
32	Oodgeroo All-Districts Centre	0	0.00%	0	0.00%	0	0.00%	0	0.00%	0	0.00%	0	0	0.00%	0	0.00%
33	Redcliffe All-Districts Centre	0	0.00%	0	0.00%	0	0.00%	0	0.00%	0	0.00%	0	0	0.00%	0	0.00%
34	Southport All-Districts Centre	0	0.00%	0	0.00%	0	0.00%	0	0.00%	0	0.00%	0	0	0.00%	0	0.00%
35	Telephone Voting	0	0.00%	0	0.00%	3	100.00%	0	0.00%	0	0.00%	3	0	0.00%	3	0.01%
36	Townsville All-Districts Centre	0	0.00%	0	0.00%	0	0.00%	0	0.00%	0	0.00%	0	0	0.00%	0	0.00%
37	Vulture Street All-Districts Centre	0	0.00%	0	0.00%	0	0.00%	0	0.00%	0	0.00%	0	0	0.00%	0	0.00%
38	Woolloongabba All-Districts Centre	0	0.00%	0	0.00%	0	0.00%	0	0.00%	0	0.00%	0	0	0.00%	0	0.00%
39	Brisbane CBD All-Districts Centre Pre-Poll	1	4.35%	3	13.04%	6	26.09%	10	43.48%	3	13.04%	23	0	0.00%	23	0.07%
40	Bundaberg All-Districts Centre Pre-Poll	3	9.68%	4	12.90%	14	45.16%	9	29.03%	1	3.23%	31	1	3.13%	32	0.10%
41	Burleigh All-Districts Centre Pre-Poll	0	0.00%	1	33.33%	1	33.33%	1	33.33%	0	0.00%	3	0	0.00%	3	0.01%
42	Cairns All-Districts Centre Pre-Poll	0	0.00%	1	11.11%	2	22.22%	6	66.67%	0	0.00%	9	0	0.00%	9	0.03%
43	Electoral Visit	10	6.71%	36	24.16%	38	25.50%	57	38.26%	8	5.37%	149	10	6.29%	159	0.49%
44	Hervey Bay All-Districts Centre Pre-poll	69	3.14%	585	26.60%	792	36.02%	677	30.79%	76	3.46%	2,199	70	3.09%	2,269	6.94%
45	Mackay All-Districts Centre Pre-Poll	1	33.33%	0	0.00%	0	0.00%	2	66.67%	0	0.00%	3	0	0.00%	3	0.01%
46	Maroochydore All-Districts Centre Pre-Poll	1	3.85%	12	46.15%	5	19.23%	7	26.92%	1	3.85%	26	1	3.70%	27	0.08%
47	Morayfield All-Districts Centre Pre-poll	1	7.14%	6	42.86%	5	35.71%	2	14.29%	0	0.00%	14	0	0.00%	14	0.04%
48	Noosa All-Districts Centre Pre-Poll	1	12.50%	3	37.50%	2	25.00%	1	12.50%	1	12.50%	8	0	0.00%	8	0.02%
49	Oodgeroo All-Districts Centre Pre-Poll	0	0.00%	0	0.00%	3	100.00%	0	0.00%	0	0.00%	3	0	0.00%	3	0.01%
50	Redcliffe All-Districts Centre Pre-Poll	0	0.00%	2	50.00%	1	25.00%	1	25.00%	0	0.00%	4	0	0.00%	4	0.01%
51	Southport All-Districts Centre Pre-Poll	0	0.00%	1	12.50%	3	37.50%	4	50.00%	0	0.00%	8	0	0.00%	8	0.02%
52	Telephone Voting - Pre-poll	1	11.11%	2	22.22%	4	44.44%	2	22.22%	0	0.00%	9	0	0.00%	9	0.03%
53	Townsville All-Districts Centre Pre-Poll	0	0.00%	4	36.36%	0	0.00%	7	63.64%	0	0.00%	11	3	21.43%	14	0.04%
54	eAssist - Coorparoo Pre-Poll	0	0.00%	0	0.00%	0	0.00%	0	0.00%	0	0.00%	0	0	0.00%	0	0.00%
55	Returning Officer Maryborough Pre-Poll	155	1.78%	1,415	16.25%	2,440	28.03%	4,510	51.80%	186	2.14%	8,706	266	2.96%	8,972	27.45%
56	Returning Officer Algester Pre-Poll	0	0.00%	0	0.00%	0	0.00%	0	0.00%	0	0.00%	0	0	0.00%	0	0.00%
57	Returning Officer Aspley Pre-Poll	0	0.00%	3	30.00%	3	30.00%	4	40.00%	0	0.00%	10	0	0.00%	10	0.03%
58	Returning Officer Bancroft Pre-Poll	0	0.00%	1	25.00%	1	25.00%	2	50.00%	0	0.00%	4	0	0.00%	4	0.01%
59	Returning Officer Barron River Pre-Poll	0	0.00%	0	0.00%	0	0.00%	0	0.00%	0	0.00%	0	0	0.00%	0	0.00%
60	Returning Officer Bonney Pre-Poll	0	0.00%	1	100.00%	0	0.00%	0	0.00%	0	0.00%	1	0	0.00%	1	0.00%
61	Returning Officer Broadwater Pre-Poll	0	0.00%	1	100.00%	0	0.00%	0	0.00%	0	0.00%	1	0	0.00%	1	0.00%
62	Returning Officer Buderim Pre-Poll	0	0.00%	1	16.67%	1	16.67%	4	66.67%	0	0.00%	6	0	0.00%	6	0.02%
63	Returning Officer Bulimba Pre-Poll	0	0.00%	0	0.00%	0	0.00%	0	0.00%	0	0.00%	0	0	0.00%	0	0.00%
64	Returning Officer Bundaberg Pre-Poll	0	0.00%	0	0.00%	0	0.00%	0	0.00%	0	0.00%	0	0	0.00%	0	0.00%
65	Returning Officer Bundamba Pre-Poll	0	0.00%	2	100.00%	0	0.00%	0	0.00%	0	0.00%	2	0	0.00%	2	0.01%
66	Returning Officer Burdekin Pre-Poll	0	0.00%	0	0.00%	0	0.00%	0	0.00%	0	0.00%	0	0	0.00%	0	0.00%
67	Returning Officer Burleigh Pre-Poll	0	0.00%	0	0.00%	0	0.00%	0	0.00%	0	0.00%	0	0	0.00%	0	0.00%
68	Returning Officer Burnett Pre-Poll	0	0.00%	0	0.00%	0	0.00%	0	0.00%	0	0.00%	0	0	0.00%	0	0.00%
69	Returning Officer Cairns Pre-Poll	0	0.00%	0	0.00%	0	0.00%	0	0.00%	0	0.00%	0	0	0.00%	0	0.00%
70	Returning Officer Callide Pre-Poll	1	16.67%	2	33.33%	1	16.67%	2	33.33%	0	0.00%	6	0	0.00%	6	0.02%

71	Returning Officer Caloundra Pre-Poll	0	0.00%	3	37.50%	3	37.50%	1	12.50%	1	12.50%	8	1	11.11%	9	0.03%
72	Returning Officer Capalaba Pre-Poll	0	0.00%	0	0.00%	0	0.00%	1	100.00%	0	0.00%	1	0	0.00%	1	0.00%
73	Returning Officer Chatsworth Pre-Poll	0	0.00%	0	0.00%	1	100.00%	0	0.00%	0	0.00%	1	0	0.00%	1	0.00%
74	Returning Officer Clayfield Pre-Poll	0	0.00%	0	0.00%	0	0.00%	0	0.00%	0	0.00%	0	0	0.00%	0	0.00%
75	Returning Officer Condamine Pre-Poll	0	0.00%	0	0.00%	0	0.00%	0	0.00%	0	0.00%	0	0	0.00%	0	0.00%
76	Returning Officer Cook Pre-Poll	1	33.33%	0	0.00%	2	66.67%	0	0.00%	0	0.00%	3	1	25.00%	4	0.01%
77	Returning Officer Coomera Pre-Poll	1	50.00%	0	0.00%	0	0.00%	1	50.00%	0	0.00%	2	0	0.00%	2	0.01%
78	Returning Officer Cooper Pre-Poll	0	0.00%	0	0.00%	0	0.00%	0	0.00%	0	0.00%	0	0	0.00%	0	0.00%
79	Returning Officer Currumbin Pre-Poll	0	0.00%	0	0.00%	0	0.00%	1	100.00%	0	0.00%	1	0	0.00%	1	0.00%
80	Returning Officer Everton Pre-Poll	0	0.00%	1	100.00%	0	0.00%	0	0.00%	0	0.00%	1	0	0.00%	1	0.00%
81	Returning Officer Ferny Grove Pre-Poll	0	0.00%	0	0.00%	0	0.00%	0	0.00%	0	0.00%	0	0	0.00%	0	0.00%
82	Returning Officer Gaven Pre-Poll	0	0.00%	1	100.00%	0	0.00%	0	0.00%	0	0.00%	1	0	0.00%	1	0.00%
83	Returning Officer Gladstone Pre-Poll	1	4.55%	3	13.64%	9	40.91%	7	31.82%	2	9.09%	22	0	0.00%	22	0.07%
84	Returning Officer Glass House Pre-Poll	0	0.00%	0	0.00%	1	100.00%	0	0.00%	0	0.00%	1	0	0.00%	1	0.00%
85	Returning Officer Greenslopes Pre-Poll	0	0.00%	0	0.00%	4	100.00%	0	0.00%	0	0.00%	4	0	0.00%	4	0.01%
86	Returning Officer Gregory Pre-Poll	0	0.00%	0	0.00%	3	75.00%	1	25.00%	0	0.00%	4	0	0.00%	4	0.01%
87	Returning Officer Gympie Pre-Poll	0	0.00%	6	35.29%	7	41.18%	4	23.53%	0	0.00%	17	1	5.56%	18	0.06%
88	Returning Officer Hervey Bay Pre-Poll	0	0.00%	0	0.00%	0	0.00%	0	0.00%	0	0.00%	0	0	0.00%	0	0.00%
89	Returning Officer Hill Pre-Poll	0	0.00%	0	0.00%	1	100.00%	0	0.00%	0	0.00%	1	0	0.00%	1	0.00%
90	Returning Officer Hinchinbrook Pre-Poll	0	0.00%	0	0.00%	0	0.00%	2	100.00%	0	0.00%	2	0	0.00%	2	0.01%
91	Returning Officer Inala Pre-Poll	1	50.00%	1	50.00%	0	0.00%	0	0.00%	0	0.00%	2	0	0.00%	2	0.01%
92	Returning Officer Ipswich Pre-Poll	0	0.00%	0	0.00%	2	100.00%	0	0.00%	0	0.00%	2	0	0.00%	2	0.01%
93	Returning Officer Ipswich West Pre-Poll	0	0.00%	0	0.00%	0	0.00%	0	0.00%	0	0.00%	0	0	0.00%	0	0.00%
94	Returning Officer Jordan Pre-Poll	0	0.00%	0	0.00%	1	100.00%	0	0.00%	0	0.00%	1	0	0.00%	1	0.00%
95	Returning Officer Kawana Pre-Poll	0	0.00%	2	66.67%	0	0.00%	1	33.33%	0	0.00%	3	1	25.00%	4	0.01%
96	Returning Officer Keppel Pre-Poll	1	25.00%	2	50.00%	0	0.00%	1	25.00%	0	0.00%	4	0	0.00%	4	0.01%
97	Returning Officer Kurwongbah Pre-Poll	0	0.00%	0	0.00%	0	0.00%	0	0.00%	0	0.00%	0	0	0.00%	0	0.00%
98	Returning Officer Lockyer Pre-Poll	0	0.00%	0	0.00%	1	100.00%	0	0.00%	0	0.00%	1	0	0.00%	1	0.00%
99	Returning Officer Logan Pre-Poll	1	33.33%	0	0.00%	2	66.67%	0	0.00%	0	0.00%	3	0	0.00%	3	0.01%
100	Returning Officer Lytton Pre-Poll	0	0.00%	1	50.00%	1	50.00%	0	0.00%	0	0.00%	2	0	0.00%	2	0.01%
101	Returning Officer Macalister Pre-Poll	0	0.00%	0	0.00%	0	0.00%	0	0.00%	0	0.00%	0	0	0.00%	0	0.00%
102	Returning Officer Mackay Pre-Poll	0	0.00%	0	0.00%	0	0.00%	0	0.00%	0	0.00%	0	0	0.00%	0	0.00%
103	Returning Officer Maiwar Pre-Poll	0	0.00%	0	0.00%	1	33.33%	2	66.67%	0	0.00%	3	1	25.00%	4	0.01%
104	Returning Officer Mansfield Pre-Poll	0	0.00%	0	0.00%	1	33.33%	1	33.33%	1	33.33%	3	0	0.00%	3	0.01%
105	Returning Officer Maroochydore Pre-Poll	0	0.00%	0	0.00%	0	0.00%	0	0.00%	0	0.00%	0	0	0.00%	0	0.00%
106	Returning Officer Mcconnel Pre-Poll	0	0.00%	0	0.00%	0	0.00%	0	0.00%	0	0.00%	0	0	0.00%	0	0.00%
107	Returning Officer Mermaid Beach Pre-Poll	0	0.00%	0	0.00%	1	100.00%	0	0.00%	0	0.00%	1	0	0.00%	1	0.00%
108	Returning Officer Miller Pre-Poll	0	0.00%	0	0.00%	0	0.00%	0	0.00%	0	0.00%	0	0	0.00%	0	0.00%
109	Returning Officer Mirani Pre-Poll	0	0.00%	0	0.00%	0	0.00%	0	0.00%	0	0.00%	0	0	0.00%	0	0.00%
110	Returning Officer Moggill Pre-Poll	0	0.00%	0	0.00%	1	100.00%	0	0.00%	0	0.00%	1	0	0.00%	1	0.00%
111	Returning Officer Morayfield Pre-Poll	0	0.00%	0	0.00%	0	0.00%	0	0.00%	0	0.00%	0	0	0.00%	0	0.00%
112	Returning Officer Mount Ommaney Pre-Poll	0	0.00%	0	0.00%	0	0.00%	0	0.00%	0	0.00%	0	0	0.00%	0	0.00%
113	Returning Officer Mudgeeraba Pre-Poll	0	0.00%	0	0.00%	0	0.00%	0	0.00%	0	0.00%	0	0	0.00%	0	0.00%
114	Returning Officer Mulgrave Pre-Poll	0	0.00%	0	0.00%	0	0.00%	0	0.00%	0	0.00%	0	0	0.00%	0	0.00%
115	Returning Officer Mundingburra Pre-Poll	0	0.00%	0	0.00%	0	0.00%	0	0.00%	0	0.00%	0	0	0.00%	0	0.00%
116	Returning Officer Murrumba Pre-Poll	0	0.00%	0	0.00%	3	37.50%	4	50.00%	1	12.50%	8	0	0.00%	8	0.02%
117	Returning Officer Nanango Pre-Poll	0	0.00%	0	0.00%	1	50.00%	1	50.00%	0	0.00%	2	0	0.00%	2	0.01%
118	Returning Officer Nicklin Pre-Poll	0	0.00%	1	50.00%	1	50.00%	0	0.00%	0	0.00%	2	1	33.33%	3	0.01%
119	Returning Officer Ninderry Pre-Poll	0	0.00%	0	0.00%	0	0.00%	2	66.67%	1	33.33%	3	2	40.00%	5	0.02%
120	Returning Officer Noosa Pre-Poll	0	0.00%	0	0.00%	0	0.00%	0	0.00%	0	0.00%	0	0	0.00%	0	0.00%
121	Returning Officer Nudgee Pre-Poll	0	0.00%	2	66.67%	1	33.33%	0	0.00%	0	0.00%	3	0	0.00%	3	0.01%
122	Returning Officer Oodgeroo Pre-Poll	0	0.00%	0	0.00%	0	0.00%	0	0.00%	0	0.00%	0	0	0.00%	0	0.00%
123	Returning Officer Pine Rivers Pre-Poll	0	0.00%	0	0.00%	0	0.00%	0	0.00%	0	0.00%	0	0	0.00%	0	0.00%
124	Returning Officer Pumicestone Pre-Poll	1	20.00%	2	40.00%	0	0.00%	2	40.00%	0	0.00%	5	0	0.00%	5	0.02%
125	Returning Officer Redcliffe Pre-Poll	0	0.00%	0	0.00%	0	0.00%	0	0.00%	0	0.00%	0	0	0.00%	0	0.00%
126	Returning Officer Redlands Pre-Poll	0	0.00%	0	0.00%	1	33.33%	2	66.67%	0	0.00%	3	0	0.00%	3	0.01%
127	Returning Officer Rockhampton Pre-Poll	0	0.00%	0	0.00%	3	42.86%	4	57.14%	0	0.00%	7	1	12.50%	8	0.02%
128	Returning Officer Sandgate Pre-Poll	0	0.00%	0	0.00%	0	0.00%	0	0.00%	0	0.00%	0	0	0.00%	0	0.00%
129	Returning Officer Scenic Rim Pre-Poll	0	0.00%	0	0.00%	3	100.00%	0	0.00%	0	0.00%	3	0	0.00%	3	0.01%
130	Returning Officer South Brisbane Pre-Poll	0	0.00%	0	0.00%	0	0.00%	1	100.00%	0	0.00%	1	0	0.00%	1	0.00%
131	Returning Officer Southern Downs Pre-Poll	0	0.00%	0	0.00%	0	0.00%	0	0.00%	0	0.00%	0	0	0.00%	0	0.00%
132	Returning Officer Southport Pre-Poll	0	0.00%	0	0.00%	0	0.00%	0	0.00%	0	0.00%	0	0	0.00%	0	0.00%
133	Returning Officer Springwood Pre-Poll	0	0.00%	0	0.00%	0	0.00%	0	0.00%	0	0.00%	0	0	0.00%	0	0.00%
134	Returning Officer Stafford Pre-Poll	0	0.00%	0	0.00%	3	75.00%	1	25.00%	0	0.00%	4	0	0.00%	4	0.01%
135	Returning Officer Stretton Pre-Poll	0	0.00%	0	0.00%	1	100.00%	0	0.00%	0	0.00%	1	0	0.00%	1	0.00%
136	Returning Officer Surfers Paradise Pre-Poll	0	0.00%	0	0.00%	0	0.00%	0	0.00%	0	0.00%	0	0	0.00%	0	0.00%
137	Returning Officer Theodore Pre-Poll	0	0.00%	0	0.00%	0	0.00%	0	0.00%	0	0.00%	0	0	0.00%	0	0.00%
138	Returning Officer Thuringowa Pre-Poll	0	0.00%	0	0.00%	0	0.00%	0	0.00%	0	0.00%	0	0	0.00%	0	0.00%
139	Returning Officer Toohey Pre-Poll	0	0.00%	0	0.00%	0	0.00%	1	100.00%	0	0.00%	1	0	0.00%	1	0.00%
140	Returning Officer Toowoomba North Pre-Poll	0	0.00%	1	25.00%	3	75.00%	0	0.00%	0	0.00%	4	1	20.00%	5	0.02%
141	Returning Officer Toowoomba South Pre-Poll	0	0.00%	0	0.00%	0	0.00%	0	0.00%	0	0.00%	0	0	0.00%	0	0.00%
142	Returning Officer Townsville Pre-Poll	0	0.00%	0	0.00%	0	0.00%	0	0.00%	0	0.00%	0	0	0.00%	0	0.00%
143	Returning Officer Traeger Pre-Poll	0	0.00%	1	33.33%	0	0.00%	2	66.67%	0	0.00%	3	0	0.00%	3	0.01%
144	Returning Officer Warrego Pre-Poll	0	0.00%	0	0.00%	1	100.00%	0	0.00%	0	0.00%	1	0	0.00%	1	0.00%
145	Returning Officer Waterford Pre-Poll	0	0.00%	0	0.00%	0	0.00%	0	0.00%	0	0.00%	0	0	0.00%	0	0.00%
146	Returning Officer Whitsunday Pre-Poll	0	0.00%	0	0.00%	0	0.00%	1	100.00%	0	0.00%	1	0	0.00%	1	0.00%
147	Returning Officer Woodridge Pre-Poll	0	0.00%	0	0.00%	0	0.00%	0	0.00%	0	0.00%	0	0	0.00%	0	0.00%
	Polling Booth Totals	**797**	**2.85%**	**5,012**	**17.94%**	**8,422**	**30.14%**	**12,806**	**45.83%**	**907**	**3.25%**	**27,944**	**1,072**	**3.69%**	**29,016**	**88.78%**

Postal, Special Postal, Unenrolled Votes	73	3.10%	444	18.87%	752	31.96%	973	41.35%	111	4.72%	2,353	112	4.54%	2,465	7.54%
Pre-Poll (In Person) Absent Votes	2	1.89%	19	17.92%	41	38.68%	39	36.79%	5	4.72%	106	3	2.75%	109	0.33%
Polling Day Absent Votes	42	4.46%	179	19.02%	302	32.09%	346	36.77%	72	7.65%	941	48	4.85%	989	3.03%
Declared Institution Votes	3	6.25%	11	22.92%	13	27.08%	20	41.67%	1	2.08%	48	1	2.04%	49	0.15%
Polling Day Declaration Votes	2	3.70%	6	11.11%	16	29.63%	24	44.44%	6	11.11%	54	1	1.82%	55	0.17%
Uncertain Identity	0	0.00%	0	0.00%	0	0.00%	0	0.00%	0	0.00%	0	0	0.00%	0	0.00%
Declaration and Pre-Poll Votes Totals	**122**	**3.48%**	**659**	**18.82%**	**1,124**	**32.10%**	**1,402**	**40.03%**	**195**	**5.57%**	**3,502**	**165**	**4.50%**	**3,667**	**11.22%**
Total First Preference Votes	**919**	**2.92%**	**5,671**	**18.03%**	**9,546**	**30.36%**	**14,208**	**45.18%**	**1,102**	**3.50%**	**31,446**	**1,237**	**3.78%**	**32,683**	**100.00%**

Distribution of Preferences

Preference Distribution	CURRIE Roger M Votes	%	KINGSTON Richard Votes	%	HANSEN James Votes	%	* SAUNDERS Bruce Votes	%	ARMSTRONG Craig Votes	%	Votes remaining in count	Exhausted Votes	%	Total Formal Votes
First Preference Votes	919	2.92%	5,671	18.03%	9,546	30.36%	14,208	45.18%	1,102	3.50%	31,446			31,446
CURRIE Excluded (1st)			**280**	**30.47%**	**217**	**23.61%**	**191**	**20.78%**	**231**	**25.14%**	**919**	**0**	**0.00%**	**919**
Total			5,951	18.92%	9,763	31.05%	14,399	45.79%	1,333	4.24%	31,446	0	0.00%	31,446
ARMSTRONG Excluded (2nd)			**238**	**17.85%**	**284**	**21.31%**	**811**	**60.84%**			**1,333**	**0**	**0.00%**	**1,333**
Total			6,189	19.68%	10,047	31.95%	15,210	48.37%			31,446	0	0.00%	31,446
KINGSTON Excluded (3rd)					**4,902**	**79.21%**	**1,287**	**20.79%**			**6,189**	**0**	**0.00%**	**6,189**
District Total					**14,949**	**47.54%**	**16,497**	**52.46%**			**31,446**	**0**	**0.00%**	**31,446**

*** Indicates the winner**

53 - Electoral District of Mermaid Beach

First Preference Votes Polled for each Candidate at each Polling Booth

Booth No.	Polling Booth	BLUNDELL-THORNTON Joshua ALP Votes	%	HECKE Mona Votes	%	WAINWRIGHT Helen GRN Votes	%	ALLPORT Ric Votes	%	BERIC Saraya Votes	%	PEAD Gary Votes	%	* STEVENS Ray LNP Votes	%	Total Formal Votes	Informal Votes	%	Total Votes	% of Total Votes
1	Broadbeach	191	19.88%	116	12.07%	116	12.07%	34	3.54%	57	5.93%	7	0.73%	440	45.79%	961	115	10.69%	1,076	3.74%
2	Burleigh Heads	114	32.02%	29	8.15%	81	22.75%	6	1.69%	13	3.65%	5	1.40%	108	30.34%	356	53	12.96%	409	1.42%
3	Burleigh North	146	31.53%	49	10.58%	52	11.23%	2	0.43%	21	4.54%	18	3.89%	175	37.80%	463	41	8.13%	504	1.75%
4	Caningeraba	187	40.04%	54	11.56%	39	8.35%	6	1.28%	16	3.43%	2	0.43%	163	34.90%	467	32	6.41%	499	1.73%
5	Mermaid Beach	336	18.23%	297	16.12%	192	10.42%	81	4.40%	128	6.95%	12	0.65%	797	43.24%	1,843	114	5.83%	1,957	6.80%
6	Merrimac	66	29.46%	27	12.05%	17	7.59%	6	2.68%	13	5.80%	9	4.02%	86	38.39%	224	27	10.76%	251	0.87%
7	Merrimac High	276	18.70%	256	17.34%	71	4.81%	40	2.71%	102	6.91%	13	0.88%	718	48.64%	1,476	135	8.38%	1,611	5.60%
8	Miami East	374	26.30%	205	14.42%	179	12.59%	81	5.70%	51	3.59%	9	0.63%	523	36.78%	1,422	87	5.77%	1,509	5.25%
9	Miami West	550	24.11%	386	16.92%	195	8.55%	27	1.18%	143	6.27%	22	0.96%	958	42.00%	2,281	192	7.76%	2,473	8.60%
10	Robina	703	24.65%	217	7.61%	218	7.64%	81	2.84%	209	7.33%	66	2.31%	1,358	47.62%	2,852	143	4.77%	2,995	10.41%
11	Robina North	31	23.48%	11	8.33%	10	7.58%	0	0.00%	10	7.58%	2	1.52%	68	51.52%	132	5	3.65%	137	0.48%
12	Robina Town	187	30.02%	60	9.63%	80	12.84%	8	1.28%	19	3.05%	7	1.12%	262	42.05%	623	34	5.18%	657	2.28%
13	Varsity	181	25.49%	88	12.39%	80	11.27%	16	2.25%	28	3.94%	17	2.39%	300	42.25%	710	77	9.78%	787	2.74%
14	Varsity Central	404	23.33%	314	18.13%	180	10.39%	13	0.75%	101	5.83%	15	0.87%	705	40.70%	1,732	116	6.28%	1,848	6.42%
15	Varsity Lakes	24	21.82%	14	12.73%	21	19.09%	2	1.82%	6	5.45%	3	2.73%	40	36.36%	110	10	8.33%	120	0.42%
16	Brisbane CBD All-Districts Centre	5	31.25%	0	0.00%	5	31.25%	1	6.25%	0	0.00%	0	0.00%	5	31.25%	16	0	0.00%	16	0.06%
17	Bundaberg All-Districts Centre	0	0.00%	0	0.00%	0	0.00%	0	0.00%	0	0.00%	0	0.00%	0	0.00%	0	0	0.00%	0	0.00%
18	Burleigh All-Districts Centre	30	28.57%	9	8.57%	18	17.14%	2	1.90%	2	1.90%	4	3.81%	40	38.10%	105	16	13.22%	121	0.42%
19	Cairns All-Districts Centre	0	0.00%	0	0.00%	0	0.00%	0	0.00%	0	0.00%	0	0.00%	0	0.00%	0	0	0.00%	0	0.00%
20	East Brisbane All-Districts Centre	4	16.00%	2	8.00%	4	16.00%	1	4.00%	2	8.00%	0	0.00%	12	48.00%	25	0	0.00%	25	0.09%
21	Hervey Bay All-Districts Centre	0	0.00%	0	0.00%	0	0.00%	0	0.00%	0	0.00%	0	0.00%	0	0.00%	0	0	0.00%	0	0.00%
22	Mackay All-Districts Centre	0	0.00%	1	50.00%	0	0.00%	0	0.00%	0	0.00%	0	0.00%	1	50.00%	2	0	0.00%	2	0.01%
23	Maroochydore All-Districts Centre	0	0.00%	0	0.00%	0	0.00%	0	0.00%	0	0.00%	0	0.00%	2	100.00%	2	0	0.00%	2	0.01%
24	Morayfield All-Districts Centre	0	0.00%	0	0.00%	0	0.00%	0	0.00%	0	0.00%	0	0.00%	0	0.00%	0	0	0.00%	0	0.00%
25	Noosa All-Districts Centre	0	0.00%	0	0.00%	0	0.00%	0	0.00%	0	0.00%	0	0.00%	1	100.00%	1	0	0.00%	1	0.00%
26	Oodgeroo All-Districts Centre	0	0.00%	0	0.00%	0	0.00%	0	0.00%	0	0.00%	0	0.00%	0	0.00%	0	1	0.00%	1	0.00%
27	Redcliffe All-Districts Centre	0	0.00%	0	0.00%	0	0.00%	0	0.00%	0	0.00%	0	0.00%	0	0.00%	0	0	0.00%	0	0.00%
28	Southport All-Districts Centre	0	0.00%	0	0.00%	1	25.00%	2	50.00%	0	0.00%	0	0.00%	1	25.00%	4	1	20.00%	5	0.02%
29	Telephone Voting	1	20.00%	0	0.00%	2	40.00%	0	0.00%	0	0.00%	0	0.00%	2	40.00%	5	1	16.67%	6	0.02%
30	Townsville All-Districts Centre	0	0.00%	0	0.00%	0	0.00%	0	0.00%	0	0.00%	0	0.00%	0	0.00%	0	0	0.00%	0	0.00%
31	Vulture Street All-Districts Centre	0	0.00%	0	0.00%	0	0.00%	0	0.00%	0	0.00%	0	0.00%	0	0.00%	0	0	0.00%	0	0.00%
32	Woolloongabba All-Districts Centre	0	0.00%	0	0.00%	0	0.00%	0	0.00%	0	0.00%	0	0.00%	0	0.00%	0	4	0.00%	4	0.01%
33	Brisbane CBD All-Districts Centre Pre-Poll	16	28.07%	4	7.02%	7	12.28%	0	0.00%	1	1.75%	0	0.00%	29	50.88%	57	1	1.72%	58	0.20%
34	Bundaberg All-Districts Centre Pre-Poll	3	100.00%	0	0.00%	0	0.00%	0	0.00%	0	0.00%	0	0.00%	0	0.00%	3	0	0.00%	3	0.01%
35	Burleigh All-Districts Centre Pre-Poll	1,112	25.56%	531	12.20%	391	8.99%	35	0.80%	152	3.49%	59	1.36%	2,071	47.60%	4,351	231	5.04%	4,582	15.93%
36	Cairns All-Districts Centre Pre-Poll	0	0.00%	0	0.00%	0	0.00%	0	0.00%	0	0.00%	0	0.00%	3	100.00%	3	1	25.00%	4	0.01%
37	Electoral Visit	19	24.05%	6	7.59%	2	2.53%	1	1.27%	1	1.27%	1	1.27%	49	62.03%	79	3	3.66%	82	0.29%
38	Hervey Bay All-Districts Centre Pre-poll	3	60.00%	0	0.00%	0	0.00%	0	0.00%	0	0.00%	1	20.00%	1	20.00%	5	0	0.00%	5	0.02%
39	Mackay All-Districts Centre Pre-Poll	0	0.00%	0	0.00%	0	0.00%	0	0.00%	0	0.00%	0	0.00%	0	0.00%	0	0	0.00%	0	0.00%
40	Maroochydore All-Districts Centre Pre-Poll	0	0.00%	1	14.29%	1	14.29%	0	0.00%	0	0.00%	0	0.00%	5	71.43%	7	0	0.00%	7	0.02%
41	Morayfield All-Districts Centre Pre-poll	1	100.00%	0	0.00%	0	0.00%	0	0.00%	0	0.00%	0	0.00%	0	0.00%	1	0	0.00%	1	0.00%
42	Noosa All-Districts Centre Pre-Poll	6	54.55%	0	0.00%	0	0.00%	0	0.00%	0	0.00%	0	0.00%	5	45.45%	11	0	0.00%	11	0.04%
43	Oodgeroo All-Districts Centre Pre-Poll	2	66.67%	0	0.00%	0	0.00%	0	0.00%	0	0.00%	0	0.00%	1	33.33%	3	0	0.00%	3	0.01%
44	Redcliffe All-Districts Centre Pre-Poll	1	25.00%	0	0.00%	1	25.00%	0	0.00%	0	0.00%	0	0.00%	2	50.00%	4	0	0.00%	4	0.01%
45	Southport All-Districts Centre Pre-Poll	101	24.40%	25	6.04%	47	11.35%	6	1.45%	10	2.42%	7	1.69%	218	52.66%	414	25	5.69%	439	1.53%
46	Telephone Voting - Pre-poll	3	33.33%	1	11.11%	0	0.00%	0	0.00%	0	0.00%	0	0.00%	5	55.56%	9	0	0.00%	9	0.03%
47	Townsville All-Districts Centre Pre-Poll	2	50.00%	0	0.00%	0	0.00%	0	0.00%	0	0.00%	1	25.00%	1	25.00%	4	1	20.00%	5	0.02%
48	eAssist - Coorparoo Pre-Poll	0	0.00%	0	0.00%	0	0.00%	0	0.00%	0	0.00%	0	0.00%	0	0.00%	0	0	0.00%	0	0.00%
49	Returning Officer Mermaid Beach Pre-Poll	263	21.02%	162	12.95%	60	4.80%	11	0.88%	40	3.20%	11	0.88%	704	56.27%	1,251	70	5.30%	1,321	4.59%
50	Returning Officer Algester Pre-Poll	0	0.00%	0	0.00%	0	0.00%	0	0.00%	0	0.00%	0	0.00%	0	0.00%	0	0	0.00%	0	0.00%
51	Returning Officer Aspley Pre-Poll	0	0.00%	0	0.00%	0	0.00%	0	0.00%	0	0.00%	0	0.00%	1	100.00%	1	0	0.00%	1	0.00%
52	Returning Officer Bancroft Pre-Poll	0	0.00%	0	0.00%	0	0.00%	0	0.00%	0	0.00%	0	0.00%	0	0.00%	0	0	0.00%	0	0.00%
53	Returning Officer Barron River Pre-Poll	0	0.00%	0	0.00%	0	0.00%	0	0.00%	0	0.00%	0	0.00%	0	0.00%	0	0	0.00%	0	0.00%
54	Returning Officer Bonney Pre-Poll	1	10.00%	2	20.00%	1	10.00%	0	0.00%	0	0.00%	0	0.00%	6	60.00%	10	3	23.08%	13	0.05%
55	Returning Officer Broadwater Pre-Poll	8	24.24%	1	3.03%	3	9.09%	0	0.00%	3	9.09%	1	3.03%	17	51.52%	33	3	8.33%	36	0.13%
56	Returning Officer Buderim Pre-Poll	0	0.00%	0	0.00%	0	0.00%	0	0.00%	0	0.00%	1	50.00%	1	50.00%	2	0	0.00%	2	0.01%
57	Returning Officer Bulimba Pre-Poll	0	0.00%	1	50.00%	0	0.00%	0	0.00%	0	0.00%	0	0.00%	1	50.00%	2	1	33.33%	3	0.01%
58	Returning Officer Bundaberg Pre-Poll	0	0.00%	0	0.00%	0	0.00%	0	0.00%	0	0.00%	0	0.00%	0	0.00%	0	3	0.00%	3	0.01%
59	Returning Officer Bundamba Pre-Poll	0	0.00%	0	0.00%	0	0.00%	0	0.00%	0	0.00%	0	0.00%	0	0.00%	0	0	0.00%	0	0.00%
60	Returning Officer Burdekin Pre-Poll	0	0.00%	0	0.00%	0	0.00%	0	0.00%	0	0.00%	0	0.00%	0	0.00%	0	0	0.00%	0	0.00%
61	Returning Officer Burleigh Pre-Poll	0	0.00%	0	0.00%	0	0.00%	0	0.00%	0	0.00%	0	0.00%	0	0.00%	0	0	0.00%	0	0.00%
62	Returning Officer Burnett Pre-Poll	0	0.00%	0	0.00%	0	0.00%	0	0.00%	0	0.00%	0	0.00%	0	0.00%	0	0	0.00%	0	0.00%
63	Returning Officer Cairns Pre-Poll	0	0.00%	0	0.00%	0	0.00%	0	0.00%	0	0.00%	0	0.00%	0	0.00%	0	0	0.00%	0	0.00%
64	Returning Officer Callide Pre-Poll	0	0.00%	0	0.00%	0	0.00%	0	0.00%	0	0.00%	0	0.00%	0	0.00%	0	0	0.00%	0	0.00%
65	Returning Officer Caloundra Pre-Poll	2	66.67%	0	0.00%	0	0.00%	0	0.00%	0	0.00%	0	0.00%	1	33.33%	3	2	40.00%	5	0.02%
66	Returning Officer Capalaba Pre-Poll	0	0.00%	0	0.00%	0	0.00%	0	0.00%	0	0.00%	0	0.00%	0	0.00%	0	0	0.00%	0	0.00%
67	Returning Officer Chatsworth Pre-Poll	0	0.00%	0	0.00%	0	0.00%	0	0.00%	0	0.00%	0	0.00%	0	0.00%	0	0	0.00%	0	0.00%
68	Returning Officer Clayfield Pre-Poll	0	0.00%	0	0.00%	2	100.00%	0	0.00%	0	0.00%	0	0.00%	0	0.00%	2	0	0.00%	2	0.01%
69	Returning Officer Condamine Pre-Poll	0	0.00%	0	0.00%	0	0.00%	0	0.00%	0	0.00%	0	0.00%	0	0.00%	0	0	0.00%	0	0.00%
70	Returning Officer Cook Pre-Poll	0	0.00%	0	0.00%	0	0.00%	0	0.00%	0	0.00%	0	0.00%	0	0.00%	0	1	0.00%	1	0.00%
71	Returning Officer Coomera Pre-Poll	4	33.33%	0	0.00%	1	8.33%	0	0.00%	0	0.00%	1	8.33%	6	50.00%	12	2	14.29%	14	0.05%
72	Returning Officer Cooper Pre-Poll	0	0.00%	0	0.00%	0	0.00%	0	0.00%	0	0.00%	0	0.00%	1	100.00%	1	1	50.00%	2	0.01%
73	Returning Officer Currumbin Pre-Poll	10	37.04%	2	7.41%	4	14.81%	1	3.70%	1	3.70%	0	0.00%	9	33.33%	27	4	12.90%	31	0.11%
74	Returning Officer Everton Pre-Poll	0	0.00%	0	0.00%	0	0.00%	0	0.00%	0	0.00%	0	0.00%	0	0.00%	0	0	0.00%	0	0.00%
75	Returning Officer Ferny Grove Pre-Poll	0	0.00%	0	0.00%	0	0.00%	0	0.00%	0	0.00%	0	0.00%	0	0.00%	0	0	0.00%	0	0.00%
76	Returning Officer Gaven Pre-Poll	26	34.67%	8	10.67%	10	13.33%	0	0.00%	4	5.33%	1	1.33%	26	34.67%	75	1	1.32%	76	0.26%
77	Returning Officer Gladstone Pre-Poll	1	100.00%	0	0.00%	0	0.00%	0	0.00%	0	0.00%	0	0.00%	0	0.00%	1	0	0.00%	1	0.00%
78	Returning Officer Glass House Pre-Poll	0	0.00%	0	0.00%	0	0.00%	0	0.00%	0	0.00%	0	0.00%	0	0.00%	0	0	0.00%	0	0.00%
79	Returning Officer Greenslopes Pre-Poll	3	42.86%	0	0.00%	2	28.57%	0	0.00%	0	0.00%	0	0.00%	2	28.57%	7	1	12.50%	8	0.03%
80	Returning Officer Gregory Pre-Poll	1	100.00%	0	0.00%	0	0.00%	0	0.00%	0	0.00%	0	0.00%	0	0.00%	1	0	0.00%	1	0.00%
81	Returning Officer Gympie Pre-Poll	0	0.00%	0	0.00%	0	0.00%	0	0.00%	0	0.00%	0	0.00%	0	0.00%	0	1	0.00%	1	0.00%
82	Returning Officer Hervey Bay Pre-Poll	1	100.00%	0	0.00%	0	0.00%	0	0.00%	0	0.00%	0	0.00%	0	0.00%	1	4	80.00%	5	0.02%
83	Returning Officer Hill Pre-Poll	0	0.00%	0	0.00%	0	0.00%	0	0.00%	0	0.00%	0	0.00%	0	0.00%	0	0	0.00%	0	0.00%
84	Returning Officer Hinchinbrook Pre-Poll	0	0.00%	0	0.00%	0	0.00%	0	0.00%	0	0.00%	0	0.00%	0	0.00%	0	0	0.00%	0	0.00%
85	Returning Officer Inala Pre-Poll	2	66.67%	0	0.00%	0	0.00%	0	0.00%	0	0.00%	0	0.00%	1	33.33%	3	0	0.00%	3	0.01%
86	Returning Officer Ipswich Pre-Poll	1	100.00%	0	0.00%	0	0.00%	0	0.00%	0	0.00%	0	0.00%	0	0.00%	1	0	0.00%	1	0.00%
87	Returning Officer Ipswich West Pre-Poll	0	0.00%	0	0.00%	0	0.00%	0	0.00%	0	0.00%	0	0.00%	0	0.00%	0	0	0.00%	0	0.00%

88	Returning Officer Jordan Pre-Poll	0	0.00%	0	0.00%	0	0.00%	0	0.00%	0	0.00%	0	0.00%	0	0.00%	0	1	0.00%	1	0.00%
89	Returning Officer Kawana Pre-Poll	1	100.00%	0	0.00%	0	0.00%	0	0.00%	0	0.00%	0	0.00%	0	0.00%	1	1	50.00%	2	0.01%
90	Returning Officer Keppel Pre-Poll	1	33.33%	0	0.00%	0	0.00%	0	0.00%	0	0.00%	0	0.00%	2	66.67%	3	0	0.00%	3	0.01%
91	Returning Officer Kurwongbah Pre-Poll	0	0.00%	0	0.00%	0	0.00%	0	0.00%	0	0.00%	0	0.00%	0	0.00%	0	0	0.00%	0	0.00%
92	Returning Officer Lockyer Pre-Poll	0	0.00%	0	0.00%	0	0.00%	0	0.00%	0	0.00%	0	0.00%	0	0.00%	0	0	0.00%	0	0.00%
93	Returning Officer Logan Pre-Poll	2	50.00%	0	0.00%	0	0.00%	0	0.00%	0	0.00%	0	0.00%	2	50.00%	4	0	0.00%	4	0.01%
94	Returning Officer Lytton Pre-Poll	1	33.33%	2	66.67%	0	0.00%	0	0.00%	0	0.00%	0	0.00%	0	0.00%	3	0	0.00%	3	0.01%
95	Returning Officer Macalister Pre-Poll	0	0.00%	0	0.00%	0	0.00%	0	0.00%	0	0.00%	0	0.00%	0	0.00%	0	0	0.00%	0	0.00%
96	Returning Officer Mackay Pre-Poll	0	0.00%	1	50.00%	0	0.00%	0	0.00%	0	0.00%	0	0.00%	1	50.00%	2	0	0.00%	2	0.01%
97	Returning Officer Maiwar Pre-Poll	1	33.33%	0	0.00%	1	33.33%	0	0.00%	0	0.00%	0	0.00%	1	33.33%	3	0	0.00%	3	0.01%
98	Returning Officer Mansfield Pre-Poll	0	0.00%	1	25.00%	0	0.00%	0	0.00%	0	0.00%	0	0.00%	3	75.00%	4	0	0.00%	4	0.01%
99	Returning Officer Maroochydore Pre-Poll	0	0.00%	0	0.00%	0	0.00%	0	0.00%	0	0.00%	0	0.00%	0	0.00%	0	0	0.00%	0	0.00%
100	Returning Officer Maryborough Pre-Poll	0	0.00%	0	0.00%	0	0.00%	0	0.00%	0	0.00%	0	0.00%	0	0.00%	0	0	0.00%	0	0.00%
101	Returning Officer Mcconnel Pre-Poll	2	50.00%	0	0.00%	0	0.00%	0	0.00%	0	0.00%	0	0.00%	2	50.00%	4	0	0.00%	4	0.01%
102	Returning Officer Miller Pre-Poll	1	50.00%	0	0.00%	0	0.00%	0	0.00%	0	0.00%	0	0.00%	1	50.00%	2	0	0.00%	2	0.01%
103	Returning Officer Mirani Pre-Poll	0	0.00%	0	0.00%	0	0.00%	0	0.00%	0	0.00%	0	0.00%	0	0.00%	0	0	0.00%	0	0.00%
104	Returning Officer Moggill Pre-Poll	0	0.00%	0	0.00%	0	0.00%	0	0.00%	0	0.00%	0	0.00%	0	0.00%	0	0	0.00%	0	0.00%
105	Returning Officer Morayfield Pre-Poll	0	0.00%	0	0.00%	0	0.00%	0	0.00%	0	0.00%	0	0.00%	0	0.00%	0	0	0.00%	0	0.00%
106	Returning Officer Mount Ommaney Pre-Poll	0	0.00%	0	0.00%	0	0.00%	0	0.00%	0	0.00%	0	0.00%	1	100.00%	1	0	0.00%	1	0.00%
107	Returning Officer Mudgeeraba Pre-Poll	70	21.94%	14	4.39%	19	5.96%	7	2.19%	6	1.88%	12	3.76%	191	59.87%	319	16	4.78%	335	1.16%
108	Returning Officer Mulgrave Pre-Poll	0	0.00%	0	0.00%	0	0.00%	0	0.00%	0	0.00%	0	0.00%	0	0.00%	0	0	0.00%	0	0.00%
109	Returning Officer Mundingburra Pre-Poll	0	0.00%	0	0.00%	0	0.00%	0	0.00%	0	0.00%	0	0.00%	0	0.00%	0	0	0.00%	0	0.00%
110	Returning Officer Murrumba Pre-Poll	1	100.00%	0	0.00%	0	0.00%	0	0.00%	0	0.00%	0	0.00%	0	0.00%	1	0	0.00%	1	0.00%
111	Returning Officer Nanango Pre-Poll	0	0.00%	0	0.00%	0	0.00%	0	0.00%	0	0.00%	0	0.00%	0	0.00%	0	0	0.00%	0	0.00%
112	Returning Officer Nicklin Pre-Poll	0	0.00%	0	0.00%	0	0.00%	0	0.00%	0	0.00%	0	0.00%	0	0.00%	0	0	0.00%	0	0.00%
113	Returning Officer Ninderry Pre-Poll	0	0.00%	0	0.00%	0	0.00%	0	0.00%	0	0.00%	0	0.00%	1	100.00%	1	0	0.00%	1	0.00%
114	Returning Officer Noosa Pre-Poll	0	0.00%	0	0.00%	0	0.00%	0	0.00%	0	0.00%	0	0.00%	0	0.00%	0	0	0.00%	0	0.00%
115	Returning Officer Nudgee Pre-Poll	1	100.00%	0	0.00%	0	0.00%	0	0.00%	0	0.00%	0	0.00%	0	0.00%	1	0	0.00%	1	0.00%
116	Returning Officer Oodgeroo Pre-Poll	0	0.00%	0	0.00%	0	0.00%	0	0.00%	0	0.00%	0	0.00%	0	0.00%	0	0	0.00%	0	0.00%
117	Returning Officer Pine Rivers Pre-Poll	0	0.00%	0	0.00%	0	0.00%	0	0.00%	0	0.00%	0	0.00%	1	100.00%	1	0	0.00%	1	0.00%
118	Returning Officer Pumicestone Pre-Poll	0	0.00%	0	0.00%	0	0.00%	0	0.00%	1	50.00%	0	0.00%	1	50.00%	2	0	0.00%	2	0.01%
119	Returning Officer Redcliffe Pre-Poll	0	0.00%	0	0.00%	0	0.00%	0	0.00%	0	0.00%	0	0.00%	0	0.00%	0	0	0.00%	0	0.00%
120	Returning Officer Redlands Pre-Poll	0	0.00%	0	0.00%	0	0.00%	0	0.00%	0	0.00%	0	0.00%	1	100.00%	1	1	50.00%	2	0.01%
121	Returning Officer Rockhampton Pre-Poll	0	0.00%	1	100.00%	0	0.00%	0	0.00%	0	0.00%	0	0.00%	0	0.00%	1	1	50.00%	2	0.01%
122	Returning Officer Sandgate Pre-Poll	0	0.00%	0	0.00%	0	0.00%	0	0.00%	0	0.00%	0	0.00%	0	0.00%	0	1	0.00%	1	0.00%
123	Returning Officer Scenic Rim Pre-Poll	0	0.00%	0	0.00%	0	0.00%	0	0.00%	0	0.00%	0	0.00%	2	100.00%	2	0	0.00%	2	0.01%
124	Returning Officer South Brisbane Pre-Poll	0	0.00%	0	0.00%	0	0.00%	0	0.00%	0	0.00%	0	0.00%	0	0.00%	0	0	0.00%	0	0.00%
125	Returning Officer Southern Downs Pre-Poll	1	50.00%	0	0.00%	1	50.00%	0	0.00%	0	0.00%	0	0.00%	0	0.00%	2	0	0.00%	2	0.01%
126	Returning Officer Southport Pre-Poll	0	0.00%	0	0.00%	0	0.00%	0	0.00%	0	0.00%	0	0.00%	0	0.00%	0	0	0.00%	0	0.00%
127	Returning Officer Springwood Pre-Poll	2	33.33%	0	0.00%	0	0.00%	0	0.00%	1	16.67%	1	16.67%	2	33.33%	6	1	14.29%	7	0.02%
128	Returning Officer Stafford Pre-Poll	0	0.00%	0	0.00%	0	0.00%	0	0.00%	0	0.00%	0	0.00%	1	100.00%	1	0	0.00%	1	0.00%
129	Returning Officer Stretton Pre-Poll	0	0.00%	0	0.00%	1	25.00%	0	0.00%	0	0.00%	0	0.00%	3	75.00%	4	0	0.00%	4	0.01%
130	Returning Officer Surfers Paradise Pre-Poll	23	16.31%	10	7.09%	13	9.22%	1	0.71%	5	3.55%	2	1.42%	87	61.70%	141	13	8.44%	154	0.54%
131	Returning Officer Theodore Pre-Poll	0	0.00%	1	25.00%	1	25.00%	0	0.00%	0	0.00%	0	0.00%	2	50.00%	4	0	0.00%	4	0.01%
132	Returning Officer Thuringowa Pre-Poll	0	0.00%	0	0.00%	0	0.00%	0	0.00%	0	0.00%	0	0.00%	0	0.00%	0	0	0.00%	0	0.00%
133	Returning Officer Toohey Pre-Poll	0	0.00%	0	0.00%	0	0.00%	0	0.00%	0	0.00%	0	0.00%	0	0.00%	0	0	0.00%	0	0.00%
134	Returning Officer Toowoomba North Pre-Poll	0	0.00%	0	0.00%	0	0.00%	0	0.00%	0	0.00%	0	0.00%	1	100.00%	1	1	50.00%	2	0.01%
135	Returning Officer Toowoomba South Pre-Poll	0	0.00%	0	0.00%	0	0.00%	0	0.00%	0	0.00%	0	0.00%	0	0.00%	0	0	0.00%	0	0.00%
136	Returning Officer Townsville Pre-Poll	0	0.00%	0	0.00%	0	0.00%	0	0.00%	0	0.00%	0	0.00%	0	0.00%	0	0	0.00%	0	0.00%
137	Returning Officer Traeger Pre-Poll	0	0.00%	0	0.00%	0	0.00%	0	0.00%	0	0.00%	0	0.00%	0	0.00%	0	0	0.00%	0	0.00%
138	Returning Officer Warrego Pre-Poll	0	0.00%	0	0.00%	0	0.00%	0	0.00%	0	0.00%	0	0.00%	0	0.00%	0	0	0.00%	0	0.00%
139	Returning Officer Waterford Pre-Poll	0	0.00%	0	0.00%	0	0.00%	0	0.00%	0	0.00%	0	0.00%	0	0.00%	0	0	0.00%	0	0.00%
140	Returning Officer Whitsunday Pre-Poll	1	50.00%	0	0.00%	1	50.00%	0	0.00%	0	0.00%	0	0.00%	0	0.00%	2	0	0.00%	2	0.01%
141	Returning Officer Woodridge Pre-Poll	1	33.33%	0	0.00%	0	0.00%	0	0.00%	0	0.00%	0	0.00%	2	66.67%	3	0	0.00%	3	0.01%
	Polling Booth Totals	**5,511**	**24.26%**	**2,909**	**12.81%**	**2,130**	**9.38%**	**471**	**2.07%**	**1,146**	**5.04%**	**310**	**1.36%**	**10,239**	**45.07%**	**22,716**	**1,599**	**6.58%**	**24,315**	**84.52%**
	Postal, Special Postal, Unenrolled Votes	663	26.09%	168	6.61%	192	7.56%	43	1.69%	86	3.38%	45	1.77%	1,344	52.89%	2,541	188	6.89%	2,729	9.49%
	Pre-Poll (In Person) Absent Votes	23	26.44%	6	6.90%	14	16.09%	1	1.15%	2	2.30%	2	2.30%	39	44.83%	87	4	4.40%	91	0.32%
	Polling Day Absent Votes	414	29.78%	68	4.89%	257	18.49%	24	1.73%	48	3.45%	30	2.16%	549	39.50%	1,390	111	7.40%	1,501	5.22%
	Declared Institution Votes	24	27.27%	5	5.68%	3	3.41%	1	1.14%	2	2.27%	2	2.27%	51	57.95%	88	7	7.37%	95	0.33%
	Polling Day Declaration Votes	11	31.43%	6	17.14%	3	8.57%	1	2.86%	2	5.71%	2	5.71%	10	28.57%	35	1	2.78%	36	0.13%
	Uncertain Identity	0	0.00%	0	0.00%	0	0.00%	0	0.00%	0	0.00%	0	0.00%	0	0.00%	0	0	0.00%	0	0.00%
	Declaration and Pre-Poll Votes Totals	**1,135**	**27.41%**	**253**	**6.11%**	**469**	**11.33%**	**70**	**1.69%**	**140**	**3.38%**	**81**	**1.96%**	**1,993**	**48.13%**	**4,141**	**311**	**6.99%**	**4,452**	**15.48%**
	Total First Preference Votes	**6,646**	**24.75%**	**3,162**	**11.77%**	**2,599**	**9.68%**	**541**	**2.01%**	**1,286**	**4.79%**	**391**	**1.46%**	**12,232**	**45.54%**	**26,857**	**1,910**	**6.64%**	**28,767**	**100.00%**

Distribution of Preferences

Preference Distribution	BLUNDELL-THORNTON Joshua Votes	%	HECKE Mona Votes	%	WAINWRIGHT Helen Votes	%	ALLPORT Ric Votes	%	BERIC Saraya Votes	%	PEAD Gary Votes	%	* STEVENS Ray Votes	%	Votes remaining in count	Exhausted Votes	%	Total Formal Votes
First Preference Votes	6,646	24.75%	3,162	11.77%	2,599	9.68%	541	2.01%	1,286	4.79%	391	1.46%	12,232	45.54%	26,857			26,857
PEAD Excluded (1st)	**41**	**10.49%**	**56**	**14.32%**	**39**	**9.97%**	**43**	**11.00%**	**120**	**30.69%**			**92**	**23.53%**	**391**	**0**	**0.00%**	**391**
Total	6,687	24.90%	3,218	11.98%	2,638	9.82%	584	2.17%	1,406	5.24%			12,324	45.89%	26,857	0	0.00%	26,857
ALLPORT Excluded (2nd)	**61**	**10.45%**	**213**	**36.47%**	**112**	**19.18%**			**139**	**23.80%**			**59**	**10.10%**	**584**	**0**	**0.00%**	**584**
Total	6,748	25.13%	3,431	12.78%	2,750	10.24%			1,545	5.75%			12,383	46.11%	26,857	0	0.00%	26,857
BERIC Excluded (3rd)	**179**	**11.59%**	**728**	**47.12%**	**337**	**21.81%**							**301**	**19.48%**	**1,545**	**0**	**0.00%**	**1,545**
Total	6,927	25.79%	4,159	15.49%	3,087	11.49%							12,684	47.23%	26,857	0	0.00%	26,857
WAINWRIGHT Excluded (4th)	**1,487**	**48.17%**	**1,062**	**34.40%**									**538**	**17.43%**	**3,087**	**0**	**0.00%**	**3,087**
Total	8,414	31.33%	5,221	19.44%									13,222	49.23%	26,857	0	0.00%	26,857
HECKE Excluded (5th)	**3,333**	**63.84%**											**1,888**	**36.16%**	**5,221**	**0**	**0.00%**	**5,221**
District Total	**11,747**	**43.74%**											**15,110**	**56.26%**	**26,857**	**0**	**0.00%**	**26,857**

*** Indicates the winner**

54 - Electoral District of Miller

First Preference Votes Polled for each Candidate at each Polling Booth

Booth No.	Polling Booth	KIPPEN Belinda LNP Votes	%	STARR Ted Votes	%	* BAILEY Mark ALP Votes	%	CLARKE Deniz GRN Votes	%	Total Formal Votes	Informal Votes	%	Total Votes	% of Total Votes
1	Annerley	205	22.40%	26	2.84%	359	39.23%	325	35.52%	915	34	3.58%	949	3.08%
2	Annerley Junction	125	21.48%	25	4.30%	237	40.72%	195	33.51%	582	27	4.43%	609	1.98%
3	Annerley South	149	25.56%	22	3.77%	227	38.94%	185	31.73%	583	17	2.83%	600	1.95%
4	Chelmer	479	47.95%	25	2.50%	291	29.13%	204	20.42%	999	17	1.67%	1,016	3.30%
5	Clifton Hill	299	31.21%	23	2.40%	396	41.34%	240	25.05%	958	15	1.54%	973	3.16%
6	Corinda	262	38.99%	28	4.17%	248	36.90%	134	19.94%	672	21	3.03%	693	2.25%
7	Ekibin	381	31.83%	24	2.01%	533	44.53%	259	21.64%	1,197	36	2.92%	1,233	4.00%
8	Fairfield	281	25.80%	38	3.49%	437	40.13%	333	30.58%	1,089	30	2.68%	1,119	3.63%
9	Graceville	988	40.88%	62	2.57%	911	37.69%	456	18.87%	2,417	55	2.22%	2,472	8.03%
10	Graceville West	691	56.92%	34	2.80%	302	24.88%	187	15.40%	1,214	14	1.14%	1,228	3.99%
11	Marshall Road	74	38.14%	6	3.09%	79	40.72%	35	18.04%	194	8	3.96%	202	0.66%
12	Moorooka	125	28.74%	19	4.37%	191	43.91%	100	22.99%	435	31	6.65%	466	1.51%
13	Moorvale	170	23.32%	34	4.66%	337	46.23%	188	25.79%	729	17	2.28%	746	2.42%
14	Mt Gravatt	70	33.98%	13	6.31%	75	36.41%	48	23.30%	206	8	3.74%	214	0.70%
15	Rocklea	28	20.00%	7	5.00%	63	45.00%	42	30.00%	140	7	4.76%	147	0.48%
16	Tarragindi	451	34.32%	51	3.88%	539	41.02%	273	20.78%	1,314	18	1.35%	1,332	4.33%
17	Wellers Hill	626	36.69%	48	2.81%	726	42.56%	306	17.94%	1,706	35	2.01%	1,741	5.65%
18	Yeronga	559	26.99%	54	2.61%	841	40.61%	617	29.79%	2,071	57	2.68%	2,128	6.91%
19	Yeronga West	770	41.35%	51	2.74%	658	35.34%	383	20.57%	1,862	42	2.21%	1,904	6.18%
20	Brisbane CBD All-Districts Centre	23	29.87%	2	2.60%	28	36.36%	24	31.17%	77	1	1.28%	78	0.25%
21	Bundaberg All-Districts Centre	0	0.00%	1	50.00%	0	0.00%	1	50.00%	2	0	0.00%	2	0.01%
22	Burleigh All-Districts Centre	1	25.00%	0	0.00%	2	50.00%	1	25.00%	4	0	0.00%	4	0.01%
23	Cairns All-Districts Centre	1	100.00%	0	0.00%	0	0.00%	0	0.00%	1	0	0.00%	1	0.00%
24	East Brisbane All-Districts Centre	21	48.84%	1	2.33%	12	27.91%	9	20.93%	43	1	2.27%	44	0.14%
25	Hervey Bay All-Districts Centre	0	0.00%	0	0.00%	0	0.00%	1	100.00%	1	0	0.00%	1	0.00%
26	Mackay All-Districts Centre	0	0.00%	0	0.00%	0	0.00%	0	0.00%	0	0	0.00%	0	0.00%
27	Maroochydore All-Districts Centre	3	33.33%	1	11.11%	4	44.44%	1	11.11%	9	0	0.00%	9	0.03%
28	Morayfield All-Districts Centre	0	0.00%	0	0.00%	0	0.00%	0	0.00%	0	0	0.00%	0	0.00%
29	Noosa All-Districts Centre	4	50.00%	0	0.00%	1	12.50%	3	37.50%	8	0	0.00%	8	0.03%
30	Oodgeroo All-Districts Centre	0	0.00%	0	0.00%	1	100.00%	0	0.00%	1	0	0.00%	1	0.00%
31	Redcliffe All-Districts Centre	0	0.00%	0	0.00%	0	0.00%	0	0.00%	0	0	0.00%	0	0.00%
32	Southport All-Districts Centre	0	0.00%	0	0.00%	0	0.00%	1	100.00%	1	0	0.00%	1	0.00%
33	Telephone Voting	0	0.00%	0	0.00%	3	60.00%	2	40.00%	5	0	0.00%	5	0.02%
34	Townsville All-Districts Centre	0	0.00%	0	0.00%	0	0.00%	0	0.00%	0	0	0.00%	0	0.00%
35	Vulture Street All-Districts Centre	3	25.00%	2	16.67%	4	33.33%	3	25.00%	12	0	0.00%	12	0.04%
36	Woolloongabba All-Districts Centre	8	30.77%	2	7.69%	12	46.15%	4	15.38%	26	0	0.00%	26	0.08%
37	Brisbane CBD All-Districts Centre Pre-Poll	489	32.60%	47	3.13%	604	40.27%	360	24.00%	1,500	20	1.32%	1,520	4.94%
38	Bundaberg All-Districts Centre Pre-Poll	2	40.00%	0	0.00%	0	0.00%	3	60.00%	5	0	0.00%	5	0.02%
39	Burleigh All-Districts Centre Pre-Poll	9	56.25%	2	12.50%	4	25.00%	1	6.25%	16	0	0.00%	16	0.05%
40	Cairns All-Districts Centre Pre-Poll	2	50.00%	1	25.00%	0	0.00%	1	25.00%	4	0	0.00%	4	0.01%
41	Electoral Visit	35	54.69%	3	4.69%	22	34.38%	4	6.25%	64	3	4.48%	67	0.22%
42	Hervey Bay All-Districts Centre Pre-poll	2	33.33%	0	0.00%	2	33.33%	2	33.33%	6	0	0.00%	6	0.02%
43	Mackay All-Districts Centre Pre-Poll	1	100.00%	0	0.00%	0	0.00%	0	0.00%	1	0	0.00%	1	0.00%
44	Maroochydore All-Districts Centre Pre-Poll	9	42.86%	1	4.76%	8	38.10%	3	14.29%	21	2	8.70%	23	0.07%
45	Morayfield All-Districts Centre Pre-poll	1	33.33%	0	0.00%	1	33.33%	1	33.33%	3	0	0.00%	3	0.01%
46	Noosa All-Districts Centre Pre-Poll	4	50.00%	0	0.00%	4	50.00%	0	0.00%	8	0	0.00%	8	0.03%
47	Oodgeroo All-Districts Centre Pre-Poll	4	57.14%	0	0.00%	2	28.57%	1	14.29%	7	0	0.00%	7	0.02%
48	Redcliffe All-Districts Centre Pre-Poll	4	44.44%	0	0.00%	1	11.11%	4	44.44%	9	0	0.00%	9	0.03%
49	Southport All-Districts Centre Pre-Poll	5	38.46%	1	7.69%	3	23.08%	4	30.77%	13	0	0.00%	13	0.04%
50	Telephone Voting - Pre-poll	4	23.53%	1	5.88%	10	58.82%	2	11.76%	17	0	0.00%	17	0.06%
51	Townsville All-Districts Centre Pre-Poll	4	28.57%	1	7.14%	9	64.29%	0	0.00%	14	0	0.00%	14	0.05%
52	eAssist - Coorparoo Pre-Poll	22	53.66%	1	2.44%	9	21.95%	9	21.95%	41	1	2.38%	42	0.14%
53	Returning Officer Miller Pre-Poll	884	44.96%	71	3.61%	738	37.54%	273	13.89%	1,966	27	1.35%	1,993	6.47%
54	Returning Officer Algester Pre-Poll	0	0.00%	0	0.00%	0	0.00%	0	0.00%	0	0	0.00%	0	0.00%
55	Returning Officer Aspley Pre-Poll	1	25.00%	0	0.00%	1	25.00%	2	50.00%	4	0	0.00%	4	0.01%
56	Returning Officer Bancroft Pre-Poll	0	0.00%	0	0.00%	0	0.00%	1	100.00%	1	0	0.00%	1	0.00%
57	Returning Officer Barron River Pre-Poll	0	0.00%	0	0.00%	0	0.00%	0	0.00%	0	0	0.00%	0	0.00%
58	Returning Officer Bonney Pre-Poll	0	0.00%	0	0.00%	1	100.00%	0	0.00%	1	0	0.00%	1	0.00%
59	Returning Officer Broadwater Pre-Poll	0	0.00%	0	0.00%	2	100.00%	0	0.00%	2	0	0.00%	2	0.01%
60	Returning Officer Buderim Pre-Poll	2	100.00%	0	0.00%	0	0.00%	0	0.00%	2	0	0.00%	2	0.01%
61	Returning Officer Bulimba Pre-Poll	5	45.45%	1	9.09%	4	36.36%	1	9.09%	11	0	0.00%	11	0.04%
62	Returning Officer Bundaberg Pre-Poll	0	0.00%	0	0.00%	0	0.00%	0	0.00%	0	0	0.00%	0	0.00%

63	Returning Officer Bundamba Pre-Poll	1	14.29%	2	28.57%	4	57.14%	0	0.00%	7	0	0.00%	7	0.02%
64	Returning Officer Burdekin Pre-Poll	0	0.00%	0	0.00%	0	0.00%	0	0.00%	0	0	0.00%	0	0.00%
65	Returning Officer Burleigh Pre-Poll	0	0.00%	0	0.00%	0	0.00%	0	0.00%	0	0	0.00%	0	0.00%
66	Returning Officer Burnett Pre-Poll	0	0.00%	0	0.00%	0	0.00%	0	0.00%	0	0	0.00%	0	0.00%
67	Returning Officer Cairns Pre-Poll	0	0.00%	0	0.00%	0	0.00%	0	0.00%	0	0	0.00%	0	0.00%
68	Returning Officer Callide Pre-Poll	0	0.00%	0	0.00%	0	0.00%	0	0.00%	0	0	0.00%	0	0.00%
69	Returning Officer Caloundra Pre-Poll	1	16.67%	0	0.00%	1	16.67%	4	66.67%	6	1	14.29%	7	0.02%
70	Returning Officer Capalaba Pre-Poll	0	0.00%	0	0.00%	3	100.00%	0	0.00%	3	0	0.00%	3	0.01%
71	Returning Officer Chatsworth Pre-Poll	2	50.00%	1	25.00%	1	25.00%	0	0.00%	4	0	0.00%	4	0.01%
72	Returning Officer Clayfield Pre-Poll	7	77.78%	0	0.00%	2	22.22%	0	0.00%	9	2	18.18%	11	0.04%
73	Returning Officer Condamine Pre-Poll	0	0.00%	0	0.00%	1	100.00%	0	0.00%	1	0	0.00%	1	0.00%
74	Returning Officer Cook Pre-Poll	1	50.00%	0	0.00%	0	0.00%	1	50.00%	2	0	0.00%	2	0.01%
75	Returning Officer Coomera Pre-Poll	0	0.00%	0	0.00%	1	100.00%	0	0.00%	1	0	0.00%	1	0.00%
76	Returning Officer Cooper Pre-Poll	9	36.00%	0	0.00%	7	28.00%	9	36.00%	25	0	0.00%	25	0.08%
77	Returning Officer Currumbin Pre-Poll	1	33.33%	1	33.33%	1	33.33%	0	0.00%	3	0	0.00%	3	0.01%
78	Returning Officer Everton Pre-Poll	0	0.00%	0	0.00%	0	0.00%	1	100.00%	1	0	0.00%	1	0.00%
79	Returning Officer Ferny Grove Pre-Poll	1	100.00%	0	0.00%	0	0.00%	0	0.00%	1	0	0.00%	1	0.00%
80	Returning Officer Gaven Pre-Poll	1	50.00%	0	0.00%	0	0.00%	1	50.00%	2	0	0.00%	2	0.01%
81	Returning Officer Gladstone Pre-Poll	0	0.00%	0	0.00%	0	0.00%	0	0.00%	0	0	0.00%	0	0.00%
82	Returning Officer Glass House Pre-Poll	0	0.00%	1	100.00%	0	0.00%	0	0.00%	1	0	0.00%	1	0.00%
83	Returning Officer Greenslopes Pre-Poll	89	29.77%	11	3.68%	137	45.82%	62	20.74%	299	4	1.32%	303	0.98%
84	Returning Officer Gregory Pre-Poll	0	0.00%	0	0.00%	0	0.00%	0	0.00%	0	0	0.00%	0	0.00%
85	Returning Officer Gympie Pre-Poll	0	0.00%	0	0.00%	0	0.00%	0	0.00%	0	0	0.00%	0	0.00%
86	Returning Officer Hervey Bay Pre-Poll	0	0.00%	0	0.00%	0	0.00%	0	0.00%	0	0	0.00%	0	0.00%
87	Returning Officer Hill Pre-Poll	0	0.00%	0	0.00%	0	0.00%	0	0.00%	0	0	0.00%	0	0.00%
88	Returning Officer Hinchinbrook Pre-Poll	0	0.00%	0	0.00%	0	0.00%	0	0.00%	0	0	0.00%	0	0.00%
89	Returning Officer Inala Pre-Poll	7	46.67%	1	6.67%	2	13.33%	5	33.33%	15	2	11.76%	17	0.06%
90	Returning Officer Ipswich Pre-Poll	7	41.18%	0	0.00%	6	35.29%	4	23.53%	17	0	0.00%	17	0.06%
91	Returning Officer Ipswich West Pre-Poll	0	0.00%	0	0.00%	0	0.00%	0	0.00%	0	0	0.00%	0	0.00%
92	Returning Officer Jordan Pre-Poll	3	17.65%	3	17.65%	9	52.94%	2	11.76%	17	1	5.56%	18	0.06%
93	Returning Officer Kawana Pre-Poll	4	100.00%	0	0.00%	0	0.00%	0	0.00%	4	0	0.00%	4	0.01%
94	Returning Officer Keppel Pre-Poll	0	0.00%	0	0.00%	0	0.00%	0	0.00%	0	0	0.00%	0	0.00%
95	Returning Officer Kurwongbah Pre-Poll	0	0.00%	0	0.00%	0	0.00%	0	0.00%	0	0	0.00%	0	0.00%
96	Returning Officer Lockyer Pre-Poll	0	0.00%	0	0.00%	0	0.00%	1	100.00%	1	0	0.00%	1	0.00%
97	Returning Officer Logan Pre-Poll	0	0.00%	0	0.00%	1	50.00%	1	50.00%	2	0	0.00%	2	0.01%
98	Returning Officer Lytton Pre-Poll	5	71.43%	0	0.00%	0	0.00%	2	28.57%	7	0	0.00%	7	0.02%
99	Returning Officer Macalister Pre-Poll	0	0.00%	0	0.00%	0	0.00%	0	0.00%	0	0	0.00%	0	0.00%
100	Returning Officer Mackay Pre-Poll	0	0.00%	0	0.00%	0	0.00%	0	0.00%	0	0	0.00%	0	0.00%
101	Returning Officer Maiwar Pre-Poll	109	56.19%	2	1.03%	58	29.90%	25	12.89%	194	2	1.02%	196	0.64%
102	Returning Officer Mansfield Pre-Poll	23	54.76%	2	4.76%	15	35.71%	2	4.76%	42	0	0.00%	42	0.14%
103	Returning Officer Maroochydore Pre-Poll	0	0.00%	0	0.00%	0	0.00%	0	0.00%	0	0	0.00%	0	0.00%
104	Returning Officer Maryborough Pre-Poll	0	0.00%	0	0.00%	0	0.00%	0	0.00%	0	0	0.00%	0	0.00%
105	Returning Officer Mcconnel Pre-Poll	5	23.81%	0	0.00%	8	38.10%	8	38.10%	21	1	4.55%	22	0.07%
106	Returning Officer Mermaid Beach Pre-Poll	1	25.00%	0	0.00%	2	50.00%	1	25.00%	4	1	20.00%	5	0.02%
107	Returning Officer Mirani Pre-Poll	0	0.00%	0	0.00%	0	0.00%	0	0.00%	0	0	0.00%	0	0.00%
108	Returning Officer Moggill Pre-Poll	11	55.00%	0	0.00%	6	30.00%	3	15.00%	20	0	0.00%	20	0.06%
109	Returning Officer Morayfield Pre-Poll	0	0.00%	0	0.00%	0	0.00%	0	0.00%	0	0	0.00%	0	0.00%
110	Returning Officer Mount Ommaney Pre-Poll	17	60.71%	3	10.71%	7	25.00%	1	3.57%	28	1	3.45%	29	0.09%
111	Returning Officer Mudgeeraba Pre-Poll	1	100.00%	0	0.00%	0	0.00%	0	0.00%	1	0	0.00%	1	0.00%
112	Returning Officer Mulgrave Pre-Poll	0	0.00%	0	0.00%	0	0.00%	0	0.00%	0	0	0.00%	0	0.00%
113	Returning Officer Mundingburra Pre-Poll	0	0.00%	0	0.00%	0	0.00%	0	0.00%	0	0	0.00%	0	0.00%
114	Returning Officer Murrumba Pre-Poll	0	0.00%	0	0.00%	0	0.00%	0	0.00%	0	0	0.00%	0	0.00%
115	Returning Officer Nanango Pre-Poll	0	0.00%	0	0.00%	0	0.00%	0	0.00%	0	0	0.00%	0	0.00%
116	Returning Officer Nicklin Pre-Poll	2	33.33%	1	16.67%	1	16.67%	2	33.33%	6	0	0.00%	6	0.02%
117	Returning Officer Ninderry Pre-Poll	1	50.00%	0	0.00%	0	0.00%	1	50.00%	2	0	0.00%	2	0.01%
118	Returning Officer Noosa Pre-Poll	0	0.00%	0	0.00%	0	0.00%	0	0.00%	0	0	0.00%	0	0.00%
119	Returning Officer Nudgee Pre-Poll	0	0.00%	0	0.00%	0	0.00%	2	100.00%	2	0	0.00%	2	0.01%
120	Returning Officer Oodgeroo Pre-Poll	0	0.00%	0	0.00%	0	0.00%	0	0.00%	0	0	0.00%	0	0.00%
121	Returning Officer Pine Rivers Pre-Poll	0	0.00%	0	0.00%	0	0.00%	2	100.00%	2	0	0.00%	2	0.01%
122	Returning Officer Pumicestone Pre-Poll	1	100.00%	0	0.00%	0	0.00%	0	0.00%	1	0	0.00%	1	0.00%
123	Returning Officer Redcliffe Pre-Poll	0	0.00%	0	0.00%	0	0.00%	0	0.00%	0	0	0.00%	0	0.00%
124	Returning Officer Redlands Pre-Poll	0	0.00%	0	0.00%	0	0.00%	1	100.00%	1	0	0.00%	1	0.00%
125	Returning Officer Rockhampton Pre-Poll	3	50.00%	0	0.00%	1	16.67%	2	33.33%	6	0	0.00%	6	0.02%
126	Returning Officer Sandgate Pre-Poll	1	50.00%	0	0.00%	0	0.00%	1	50.00%	2	0	0.00%	2	0.01%
127	Returning Officer Scenic Rim Pre-Poll	0	0.00%	0	0.00%	0	0.00%	1	100.00%	1	0	0.00%	1	0.00%
128	Returning Officer South Brisbane Pre-Poll	30	50.85%	0	0.00%	14	23.73%	15	25.42%	59	0	0.00%	59	0.19%
129	Returning Officer Southern Downs Pre-Poll	1	20.00%	1	20.00%	0	0.00%	3	60.00%	5	0	0.00%	5	0.02%
130	Returning Officer Southport Pre-Poll	0	0.00%	0	0.00%	0	0.00%	0	0.00%	0	0	0.00%	0	0.00%
131	Returning Officer Springwood Pre-Poll	4	25.00%	0	0.00%	9	56.25%	3	18.75%	16	1	5.88%	17	0.06%
132	Returning Officer Stafford Pre-Poll	1	33.33%	0	0.00%	1	33.33%	1	33.33%	3	0	0.00%	3	0.01%
133	Returning Officer Stretton Pre-Poll	2	33.33%	0	0.00%	0	0.00%	4	66.67%	6	1	14.29%	7	0.02%

134	Returning Officer Surfers Paradise Pre-Poll	0	0.00%	0	0.00%	0	0.00%	2	100.00%	2	0	0.00%	2	0.01%
135	Returning Officer Theodore Pre-Poll	0	0.00%	0	0.00%	1	100.00%	0	0.00%	1	0	0.00%	1	0.00%
136	Returning Officer Thuringowa Pre-Poll	0	0.00%	0	0.00%	0	0.00%	0	0.00%	0	0	0.00%	0	0.00%
137	Returning Officer Toohey Pre-Poll	17	41.46%	1	2.44%	19	46.34%	4	9.76%	41	1	2.38%	42	0.14%
138	Returning Officer Toowoomba North Pre-Poll	2	50.00%	0	0.00%	1	25.00%	1	25.00%	4	0	0.00%	4	0.01%
139	Returning Officer Toowoomba South Pre-Poll	0	0.00%	0	0.00%	1	50.00%	1	50.00%	2	0	0.00%	2	0.01%
140	Returning Officer Townsville Pre-Poll	0	0.00%	0	0.00%	0	0.00%	0	0.00%	0	0	0.00%	0	0.00%
141	Returning Officer Traeger Pre-Poll	0	0.00%	0	0.00%	0	0.00%	0	0.00%	0	0	0.00%	0	0.00%
142	Returning Officer Warrego Pre-Poll	0	0.00%	0	0.00%	0	0.00%	0	0.00%	0	0	0.00%	0	0.00%
143	Returning Officer Waterford Pre-Poll	0	0.00%	0	0.00%	0	0.00%	0	0.00%	0	0	0.00%	0	0.00%
144	Returning Officer Whitsunday Pre-Poll	0	0.00%	0	0.00%	0	0.00%	0	0.00%	0	0	0.00%	0	0.00%
145	Returning Officer Woodridge Pre-Poll	1	33.33%	0	0.00%	1	33.33%	1	33.33%	3	0	0.00%	3	0.01%
	Polling Booth Totals	**8,658**	**35.94%**	**759**	**3.15%**	**9,263**	**38.45%**	**5,412**	**22.46%**	**24,092**	**562**	**2.28%**	**24,654**	**80.08%**
	Postal, Special Postal, Unenrolled Votes	1,578	42.28%	164	4.39%	1,387	37.17%	603	16.16%	3,732	182	4.65%	3,914	12.71%
	Pre-Poll (In Person) Absent Votes	55	43.31%	3	2.36%	43	33.86%	26	20.47%	127	1	0.78%	128	0.42%
	Polling Day Absent Votes	641	32.99%	105	5.40%	678	34.89%	519	26.71%	1,943	67	3.33%	2,010	6.53%
	Declared Institution Votes	37	47.44%	2	2.56%	32	41.03%	7	8.97%	78	4	4.88%	82	0.27%
	Polling Day Declaration Votes	0	0.00%	0	0.00%	0	0.00%	0	0.00%	0	0	0.00%	0	0.00%
	Uncertain Identity	0	0.00%	0	0.00%	0	0.00%	0	0.00%	0	0	0.00%	0	0.00%
	Declaration and Pre-Poll Votes Totals	**2,311**	**39.30%**	**274**	**4.66%**	**2,140**	**36.39%**	**1,155**	**19.64%**	**5,880**	**254**	**4.14%**	**6,134**	**19.92%**
	Total First Preference Votes	**10,969**	**36.60%**	**1,033**	**3.45%**	**11,403**	**38.05%**	**6,567**	**21.91%**	**29,972**	**816**	**2.65%**	**30,788**	**100.00%**

Distribution of Preferences

Preference Distribution	KIPPEN Belinda Votes	%	STARR Ted Votes	%	* BAILEY Mark Votes	%	CLARKE Deniz Votes	%	Votes remaining in count	Exhausted Votes	%	Total Formal Votes
First Preference Votes	10,969	36.60%	1,033	3.45%	11,403	38.05%	6,567	21.91%	29,972			29,972
STARR Excluded (1st)	**448**	**43.37%**			**204**	**19.75%**	**381**	**36.88%**	**1,033**	**0**	**0.00%**	**1,033**
Total	11,417	38.09%			11,607	38.73%	6,948	23.18%	29,972	0	0.00%	29,972
CLARKE Excluded (2nd)	**1,116**	**16.06%**			**5,832**	**83.94%**			**6,948**	**0**	**0.00%**	**6,948**
District Total	**12,533**	**41.82%**			**17,439**	**58.18%**			**29,972**	**0**	**0.00%**	**29,972**

*** Indicates the winner**

55 - Electoral District of Mirani

First Preference Votes Polled for each Candidate at each Polling Booth

Booth No.	Polling Booth	LATTER Kerry LNP Votes	%	* ANDREW Stephen ONP Votes	%	PEARCE Jim ALP Votes	%	CARLISLE Christine GRN Votes	%	Total Formal Votes	Informal Votes	%	Total Votes	% of Total Votes
1	Alligator Creek	185	20.79%	300	33.71%	363	40.79%	42	4.72%	890	35	3.78%	925	3.10%
2	Alton Downs	148	29.54%	203	40.52%	130	25.95%	20	3.99%	501	11	2.15%	512	1.71%
3	Armstrong Beach	45	18.83%	71	29.71%	114	47.70%	9	3.77%	239	4	1.65%	243	0.81%
4	Bajool	46	23.83%	80	41.45%	57	29.53%	10	5.18%	193	6	3.02%	199	0.67%
5	Baree	36	11.15%	113	34.98%	161	49.85%	13	4.02%	323	15	4.44%	338	1.13%
6	Bouldercombe	84	20.54%	156	38.14%	148	36.19%	21	5.13%	409	17	3.99%	426	1.43%
7	Carmila	47	30.13%	64	41.03%	42	26.92%	3	1.92%	156	0	0.00%	156	0.52%
8	Chelona	148	42.53%	107	30.75%	79	22.70%	14	4.02%	348	13	3.60%	361	1.21%
9	Dundula	129	24.76%	149	28.60%	227	43.57%	16	3.07%	521	20	3.70%	541	1.81%
10	Eton	124	31.39%	134	33.92%	119	30.13%	18	4.56%	395	6	1.50%	401	1.34%
11	Eungella	23	22.12%	35	33.65%	32	30.77%	14	13.46%	104	1	0.95%	105	0.35%
12	Finch Hatton	66	27.85%	67	28.27%	78	32.91%	26	10.97%	237	9	3.66%	246	0.82%
13	Gargett	96	32.76%	107	36.52%	78	26.62%	12	4.10%	293	9	2.98%	302	1.01%
14	Gracemere	45	25.86%	54	31.03%	71	40.80%	4	2.30%	174	13	6.95%	187	0.63%
15	Homebush	117	40.07%	90	30.82%	74	25.34%	11	3.77%	292	11	3.63%	303	1.01%
16	Koumala	144	36.09%	166	41.60%	85	21.30%	4	1.00%	399	23	5.45%	422	1.41%
17	Mackay South	39	23.08%	51	30.18%	68	40.24%	11	6.51%	169	8	4.52%	177	0.59%
18	Mackay West	54	27.41%	65	32.99%	57	28.93%	21	10.66%	197	10	4.83%	207	0.69%
19	Marian	404	27.88%	451	31.12%	537	37.06%	57	3.93%	1,449	60	3.98%	1,509	5.05%
20	Marlborough	9	15.79%	36	63.16%	10	17.54%	2	3.51%	57	0	0.00%	57	0.19%
21	Mirani	191	26.27%	199	27.37%	302	41.54%	35	4.81%	727	27	3.58%	754	2.53%
22	Mt Morgan	61	9.49%	159	24.73%	390	60.65%	33	5.13%	643	34	5.02%	677	2.27%
23	Parkhurst	287	26.04%	329	29.85%	432	39.20%	54	4.90%	1,102	31	2.74%	1,133	3.79%
24	Planlands	230	29.87%	165	21.43%	346	44.94%	29	3.77%	770	20	2.53%	790	2.65%
25	Ridgelands	51	37.78%	56	41.48%	24	17.78%	4	2.96%	135	2	1.46%	137	0.46%
26	Rockhampton High	36	18.75%	68	35.42%	72	37.50%	16	8.33%	192	8	4.00%	200	0.67%
27	Sarina	256	21.57%	381	32.10%	494	41.62%	56	4.72%	1,187	42	3.42%	1,229	4.12%
28	Sarina East	153	21.64%	239	33.80%	277	39.18%	38	5.37%	707	24	3.28%	731	2.45%
29	Shinfield	59	27.06%	74	33.94%	79	36.24%	6	2.75%	218	8	3.54%	226	0.76%
30	Stanwell	55	23.31%	102	43.22%	74	31.36%	5	2.12%	236	9	3.67%	245	0.82%
31	The Caves	147	32.81%	160	35.71%	126	28.13%	15	3.35%	448	9	1.97%	457	1.53%
32	Walkerston	498	29.09%	505	29.50%	625	36.51%	84	4.91%	1,712	83	4.62%	1,795	6.01%
33	Westwood	27	30.34%	31	34.83%	29	32.58%	2	2.25%	89	4	4.30%	93	0.31%
34	Brisbane CBD All-Districts Centre	2	40.00%	0	0.00%	3	60.00%	0	0.00%	5	0	0.00%	5	0.02%
35	Bundaberg All-Districts Centre	0	0.00%	0	0.00%	0	0.00%	0	0.00%	0	0	0.00%	0	0.00%
36	Burleigh All-Districts Centre	0	0.00%	0	0.00%	0	0.00%	0	0.00%	0	0	0.00%	0	0.00%
37	Cairns All-Districts Centre	1	50.00%	1	50.00%	0	0.00%	0	0.00%	2	0	0.00%	2	0.01%
38	East Brisbane All-Districts Centre	2	40.00%	0	0.00%	3	60.00%	0	0.00%	5	0	0.00%	5	0.02%
39	Hervey Bay All-Districts Centre	0	0.00%	4	44.44%	5	55.56%	0	0.00%	9	0	0.00%	9	0.03%
40	Mackay All-Districts Centre	38	21.35%	56	31.46%	74	41.57%	10	5.62%	178	13	6.81%	191	0.64%
41	Maroochydore All-Districts Centre	1	100.00%	0	0.00%	0	0.00%	0	0.00%	1	0	0.00%	1	0.00%
42	Morayfield All-Districts Centre	0	0.00%	0	0.00%	0	0.00%	0	0.00%	0	0	0.00%	0	0.00%
43	Noosa All-Districts Centre	1	50.00%	1	50.00%	0	0.00%	0	0.00%	2	0	0.00%	2	0.01%
44	Oodgeroo All-Districts Centre	0	0.00%	0	0.00%	0	0.00%	0	0.00%	0	0	0.00%	0	0.00%
45	Redcliffe All-Districts Centre	0	0.00%	0	0.00%	0	0.00%	0	0.00%	0	0	0.00%	0	0.00%
46	Southport All-Districts Centre	0	0.00%	0	0.00%	0	0.00%	0	0.00%	0	0	0.00%	0	0.00%
47	Telephone Voting	2	50.00%	2	50.00%	0	0.00%	0	0.00%	4	0	0.00%	4	0.01%
48	Townsville All-Districts Centre	0	0.00%	0	0.00%	0	0.00%	1	100.00%	1	0	0.00%	1	0.00%
49	Vulture Street All-Districts Centre	0	0.00%	0	0.00%	0	0.00%	0	0.00%	0	0	0.00%	0	0.00%
50	Woolloongabba All-Districts Centre	0	0.00%	0	0.00%	0	0.00%	0	0.00%	0	0	0.00%	0	0.00%
51	Brisbane CBD All-Districts Centre Pre-Poll	3	18.75%	2	12.50%	7	43.75%	4	25.00%	16	1	5.88%	17	0.06%
52	Bundaberg All-Districts Centre Pre-Poll	2	33.33%	0	0.00%	4	66.67%	0	0.00%	6	0	0.00%	6	0.02%
53	Burleigh All-Districts Centre Pre-Poll	1	16.67%	2	33.33%	2	33.33%	1	16.67%	6	0	0.00%	6	0.02%
54	Cairns All-Districts Centre Pre-Poll	1	33.33%	1	33.33%	1	33.33%	0	0.00%	3	0	0.00%	3	0.01%
55	Electoral Visit	16	27.59%	3	5.17%	34	58.62%	5	8.62%	58	2	3.33%	60	0.20%
56	Hervey Bay All-Districts Centre Pre-poll	0	0.00%	4	44.44%	5	55.56%	0	0.00%	9	0	0.00%	9	0.03%
57	Mackay All-Districts Centre Pre-Poll	1,188	30.38%	1,186	30.33%	1,399	35.78%	137	3.50%	3,910	134	3.31%	4,044	13.54%
58	Maroochydore All-Districts Centre Pre-Poll	3	100.00%	0	0.00%	0	0.00%	0	0.00%	3	0	0.00%	3	0.01%
59	Morayfield All-Districts Centre Pre-poll	0	0.00%	0	0.00%	0	0.00%	0	0.00%	0	0	0.00%	0	0.00%
60	Noosa All-Districts Centre Pre-Poll	2	100.00%	0	0.00%	0	0.00%	0	0.00%	2	0	0.00%	2	0.01%
61	Oodgeroo All-Districts Centre Pre-Poll	0	0.00%	0	0.00%	1	100.00%	0	0.00%	1	0	0.00%	1	0.00%
62	Redcliffe All-Districts Centre Pre-Poll	1	50.00%	0	0.00%	1	50.00%	0	0.00%	2	1	33.33%	3	0.01%

63	Southport All-Districts Centre Pre-Poll	4	40.00%	6	60.00%	0	0.00%	0	0.00%	10	0	0.00%	10	0.03%
64	Telephone Voting - Pre-poll	2	28.57%	3	42.86%	1	14.29%	1	14.29%	7	0	0.00%	7	0.02%
65	Townsville All-Districts Centre Pre-Poll	3	37.50%	1	12.50%	3	37.50%	1	12.50%	8	0	0.00%	8	0.03%
66	eAssist - Coorparoo Pre-Poll	0	0.00%	0	0.00%	0	0.00%	0	0.00%	0	0	0.00%	0	0.00%
67	Mirani Pre-Poll	102	27.06%	95	25.20%	169	44.83%	11	2.92%	377	14	3.58%	391	1.31%
68	Sarina Pre-Poll	409	22.47%	601	33.02%	741	40.71%	69	3.79%	1,820	36	1.94%	1,856	6.22%
69	Returning Officer Mirani Pre-Poll	72	15.03%	113	23.59%	279	58.25%	15	3.13%	479	12	2.44%	491	1.64%
70	Returning Officer Algester Pre-Poll	0	0.00%	0	0.00%	0	0.00%	0	0.00%	0	0	0.00%	0	0.00%
71	Returning Officer Aspley Pre-Poll	0	0.00%	1	33.33%	2	66.67%	0	0.00%	3	0	0.00%	3	0.01%
72	Returning Officer Bancroft Pre-Poll	0	0.00%	0	0.00%	2	100.00%	0	0.00%	2	0	0.00%	2	0.01%
73	Returning Officer Barron River Pre-Poll	1	50.00%	0	0.00%	1	50.00%	0	0.00%	2	0	0.00%	2	0.01%
74	Returning Officer Bonney Pre-Poll	0	0.00%	0	0.00%	1	100.00%	0	0.00%	1	0	0.00%	1	0.00%
75	Returning Officer Broadwater Pre-Poll	0	0.00%	0	0.00%	0	0.00%	0	0.00%	0	0	0.00%	0	0.00%
76	Returning Officer Buderim Pre-Poll	0	0.00%	0	0.00%	0	0.00%	0	0.00%	0	0	0.00%	0	0.00%
77	Returning Officer Bulimba Pre-Poll	0	0.00%	0	0.00%	0	0.00%	0	0.00%	0	0	0.00%	0	0.00%
78	Returning Officer Bundaberg Pre-Poll	0	0.00%	0	0.00%	0	0.00%	0	0.00%	0	0	0.00%	0	0.00%
79	Returning Officer Bundamba Pre-Poll	0	0.00%	1	100.00%	0	0.00%	0	0.00%	1	0	0.00%	1	0.00%
80	Returning Officer Burdekin Pre-Poll	1	100.00%	0	0.00%	0	0.00%	0	0.00%	1	0	0.00%	1	0.00%
81	Returning Officer Burleigh Pre-Poll	0	0.00%	0	0.00%	0	0.00%	0	0.00%	0	0	0.00%	0	0.00%
82	Returning Officer Burnett Pre-Poll	0	0.00%	0	0.00%	0	0.00%	0	0.00%	0	0	0.00%	0	0.00%
83	Returning Officer Cairns Pre-Poll	0	0.00%	0	0.00%	0	0.00%	0	0.00%	0	0	0.00%	0	0.00%
84	Returning Officer Callide Pre-Poll	0	0.00%	0	0.00%	0	0.00%	0	0.00%	0	0	0.00%	0	0.00%
85	Returning Officer Caloundra Pre-Poll	0	0.00%	0	0.00%	1	100.00%	0	0.00%	1	0	0.00%	1	0.00%
86	Returning Officer Capalaba Pre-Poll	0	0.00%	1	100.00%	0	0.00%	0	0.00%	1	0	0.00%	1	0.00%
87	Returning Officer Chatsworth Pre-Poll	0	0.00%	0	0.00%	0	0.00%	0	0.00%	0	0	0.00%	0	0.00%
88	Returning Officer Clayfield Pre-Poll	0	0.00%	0	0.00%	0	0.00%	0	0.00%	0	0	0.00%	0	0.00%
89	Returning Officer Condamine Pre-Poll	0	0.00%	0	0.00%	0	0.00%	0	0.00%	0	0	0.00%	0	0.00%
90	Returning Officer Cook Pre-Poll	0	0.00%	0	0.00%	1	100.00%	0	0.00%	1	0	0.00%	1	0.00%
91	Returning Officer Coomera Pre-Poll	0	0.00%	0	0.00%	0	0.00%	0	0.00%	0	1	0.00%	1	0.00%
92	Returning Officer Cooper Pre-Poll	1	33.33%	0	0.00%	2	66.67%	0	0.00%	3	0	0.00%	3	0.01%
93	Returning Officer Currumbin Pre-Poll	0	0.00%	0	0.00%	0	0.00%	0	0.00%	0	0	0.00%	0	0.00%
94	Returning Officer Everton Pre-Poll	0	0.00%	0	0.00%	0	0.00%	0	0.00%	0	0	0.00%	0	0.00%
95	Returning Officer Ferny Grove Pre-Poll	0	0.00%	0	0.00%	0	0.00%	0	0.00%	0	0	0.00%	0	0.00%
96	Returning Officer Gaven Pre-Poll	0	0.00%	0	0.00%	0	0.00%	0	0.00%	0	0	0.00%	0	0.00%
97	Returning Officer Gladstone Pre-Poll	2	10.53%	9	47.37%	8	42.11%	0	0.00%	19	1	5.00%	20	0.07%
98	Returning Officer Glass House Pre-Poll	0	0.00%	0	0.00%	0	0.00%	0	0.00%	0	0	0.00%	0	0.00%
99	Returning Officer Greenslopes Pre-Poll	0	0.00%	0	0.00%	1	100.00%	0	0.00%	1	0	0.00%	1	0.00%
100	Returning Officer Gregory Pre-Poll	0	0.00%	0	0.00%	0	0.00%	0	0.00%	0	0	0.00%	0	0.00%
101	Returning Officer Gympie Pre-Poll	3	60.00%	1	20.00%	0	0.00%	1	20.00%	5	0	0.00%	5	0.02%
102	Returning Officer Hervey Bay Pre-Poll	0	0.00%	0	0.00%	0	0.00%	0	0.00%	0	0	0.00%	0	0.00%
103	Returning Officer Hill Pre-Poll	0	0.00%	0	0.00%	0	0.00%	0	0.00%	0	0	0.00%	0	0.00%
104	Returning Officer Hinchinbrook Pre-Poll	0	0.00%	1	50.00%	1	50.00%	0	0.00%	2	0	0.00%	2	0.01%
105	Returning Officer Inala Pre-Poll	0	0.00%	0	0.00%	0	0.00%	0	0.00%	0	0	0.00%	0	0.00%
106	Returning Officer Ipswich Pre-Poll	0	0.00%	0	0.00%	0	0.00%	0	0.00%	0	0	0.00%	0	0.00%
107	Returning Officer Ipswich West Pre-Poll	0	0.00%	0	0.00%	0	0.00%	0	0.00%	0	0	0.00%	0	0.00%
108	Returning Officer Jordan Pre-Poll	0	0.00%	1	50.00%	1	50.00%	0	0.00%	2	1	33.33%	3	0.01%
109	Returning Officer Kawana Pre-Poll	0	0.00%	0	0.00%	0	0.00%	0	0.00%	0	0	0.00%	0	0.00%
110	Returning Officer Keppel Pre-Poll	13	24.53%	16	30.19%	23	43.40%	1	1.89%	53	0	0.00%	53	0.18%
111	Returning Officer Kurwongbah Pre-Poll	1	100.00%	0	0.00%	0	0.00%	0	0.00%	1	0	0.00%	1	0.00%
112	Returning Officer Lockyer Pre-Poll	1	100.00%	0	0.00%	0	0.00%	0	0.00%	1	0	0.00%	1	0.00%
113	Returning Officer Logan Pre-Poll	0	0.00%	1	100.00%	0	0.00%	0	0.00%	1	0	0.00%	1	0.00%
114	Returning Officer Lytton Pre-Poll	0	0.00%	1	100.00%	0	0.00%	0	0.00%	1	0	0.00%	1	0.00%
115	Returning Officer Macalister Pre-Poll	0	0.00%	0	0.00%	0	0.00%	0	0.00%	0	0	0.00%	0	0.00%
116	Returning Officer Mackay Pre-Poll	0	0.00%	0	0.00%	0	0.00%	0	0.00%	0	0	0.00%	0	0.00%
117	Returning Officer Maiwar Pre-Poll	0	0.00%	0	0.00%	0	0.00%	0	0.00%	0	0	0.00%	0	0.00%
118	Returning Officer Mansfield Pre-Poll	1	33.33%	0	0.00%	2	66.67%	0	0.00%	3	0	0.00%	3	0.01%
119	Returning Officer Maroochydore Pre-Poll	0	0.00%	0	0.00%	0	0.00%	0	0.00%	0	0	0.00%	0	0.00%
120	Returning Officer Maryborough Pre-Poll	0	0.00%	1	16.67%	4	66.67%	1	16.67%	6	0	0.00%	6	0.02%
121	Returning Officer Mcconnel Pre-Poll	0	0.00%	0	0.00%	0	0.00%	0	0.00%	0	0	0.00%	0	0.00%
122	Returning Officer Mermaid Beach Pre-Poll	0	0.00%	0	0.00%	0	0.00%	0	0.00%	0	0	0.00%	0	0.00%
123	Returning Officer Miller Pre-Poll	0	0.00%	0	0.00%	0	0.00%	0	0.00%	0	0	0.00%	0	0.00%
124	Returning Officer Moggill Pre-Poll	3	100.00%	0	0.00%	0	0.00%	0	0.00%	3	0	0.00%	3	0.01%
125	Returning Officer Morayfield Pre-Poll	0	0.00%	0	0.00%	0	0.00%	0	0.00%	0	0	0.00%	0	0.00%
126	Returning Officer Mount Ommaney Pre-Poll	0	0.00%	0	0.00%	0	0.00%	0	0.00%	0	0	0.00%	0	0.00%
127	Returning Officer Mudgeeraba Pre-Poll	0	0.00%	0	0.00%	0	0.00%	0	0.00%	0	0	0.00%	0	0.00%
128	Returning Officer Mulgrave Pre-Poll	0	0.00%	0	0.00%	0	0.00%	0	0.00%	0	0	0.00%	0	0.00%
129	Returning Officer Mundingburra Pre-Poll	0	0.00%	0	0.00%	0	0.00%	0	0.00%	0	0	0.00%	0	0.00%
130	Returning Officer Murrumba Pre-Poll	0	0.00%	1	50.00%	0	0.00%	1	50.00%	2	0	0.00%	2	0.01%
131	Returning Officer Nanango Pre-Poll	1	100.00%	0	0.00%	0	0.00%	0	0.00%	1	0	0.00%	1	0.00%
132	Returning Officer Nicklin Pre-Poll	3	37.50%	2	25.00%	2	25.00%	1	12.50%	8	0	0.00%	8	0.03%
133	Returning Officer Ninderry Pre-Poll	0	0.00%	0	0.00%	0	0.00%	0	0.00%	0	0	0.00%	0	0.00%

134	Returning Officer Noosa Pre-Poll	0	0.00%	0	0.00%	0	0.00%	0	0.00%	0	0	0.00%	0	0.00%
135	Returning Officer Nudgee Pre-Poll	0	0.00%	0	0.00%	0	0.00%	0	0.00%	0	0	0.00%	0	0.00%
136	Returning Officer Oodgeroo Pre-Poll	0	0.00%	0	0.00%	0	0.00%	0	0.00%	0	0	0.00%	0	0.00%
137	Returning Officer Pine Rivers Pre-Poll	0	0.00%	1	100.00%	0	0.00%	0	0.00%	1	0	0.00%	1	0.00%
138	Returning Officer Pumicestone Pre-Poll	0	0.00%	1	100.00%	0	0.00%	0	0.00%	1	0	0.00%	1	0.00%
139	Returning Officer Redcliffe Pre-Poll	0	0.00%	0	0.00%	0	0.00%	0	0.00%	0	0	0.00%	0	0.00%
140	Returning Officer Redlands Pre-Poll	0	0.00%	0	0.00%	0	0.00%	0	0.00%	0	0	0.00%	0	0.00%
141	Returning Officer Rockhampton Pre-Poll	400	26.39%	534	35.22%	527	34.76%	55	3.63%	1,516	42	2.70%	1,558	5.22%
142	Returning Officer Sandgate Pre-Poll	0	0.00%	0	0.00%	1	100.00%	0	0.00%	1	0	0.00%	1	0.00%
143	Returning Officer Scenic Rim Pre-Poll	0	0.00%	2	100.00%	0	0.00%	0	0.00%	2	0	0.00%	2	0.01%
144	Returning Officer South Brisbane Pre-Poll	0	0.00%	0	0.00%	0	0.00%	0	0.00%	0	0	0.00%	0	0.00%
145	Returning Officer Southern Downs Pre-Poll	0	0.00%	2	33.33%	4	66.67%	0	0.00%	6	0	0.00%	6	0.02%
146	Returning Officer Southport Pre-Poll	0	0.00%	0	0.00%	0	0.00%	0	0.00%	0	0	0.00%	0	0.00%
147	Returning Officer Springwood Pre-Poll	0	0.00%	3	100.00%	0	0.00%	0	0.00%	3	0	0.00%	3	0.01%
148	Returning Officer Stafford Pre-Poll	0	0.00%	0	0.00%	0	0.00%	0	0.00%	0	0	0.00%	0	0.00%
149	Returning Officer Stretton Pre-Poll	0	0.00%	1	100.00%	0	0.00%	0	0.00%	1	0	0.00%	1	0.00%
150	Returning Officer Surfers Paradise Pre-Poll	0	0.00%	0	0.00%	0	0.00%	0	0.00%	0	0	0.00%	0	0.00%
151	Returning Officer Theodore Pre-Poll	0	0.00%	0	0.00%	0	0.00%	0	0.00%	0	0	0.00%	0	0.00%
152	Returning Officer Thuringowa Pre-Poll	0	0.00%	0	0.00%	0	0.00%	0	0.00%	0	0	0.00%	0	0.00%
153	Returning Officer Toohey Pre-Poll	0	0.00%	0	0.00%	0	0.00%	0	0.00%	0	0	0.00%	0	0.00%
154	Returning Officer Toowoomba North Pre-Poll	1	25.00%	2	50.00%	1	25.00%	0	0.00%	4	0	0.00%	4	0.01%
155	Returning Officer Toowoomba South Pre-Poll	2	100.00%	0	0.00%	0	0.00%	0	0.00%	2	0	0.00%	2	0.01%
156	Returning Officer Townsville Pre-Poll	0	0.00%	0	0.00%	0	0.00%	0	0.00%	0	0	0.00%	0	0.00%
157	Returning Officer Traeger Pre-Poll	2	40.00%	2	40.00%	1	20.00%	0	0.00%	5	0	0.00%	5	0.02%
158	Returning Officer Warrego Pre-Poll	0	0.00%	0	0.00%	0	0.00%	0	0.00%	0	0	0.00%	0	0.00%
159	Returning Officer Waterford Pre-Poll	0	0.00%	0	0.00%	0	0.00%	0	0.00%	0	0	0.00%	0	0.00%
160	Returning Officer Whitsunday Pre-Poll	1	16.67%	5	83.33%	0	0.00%	0	0.00%	6	0	0.00%	6	0.02%
161	Returning Officer Woodridge Pre-Poll	0	0.00%	0	0.00%	0	0.00%	0	0.00%	0	0	0.00%	0	0.00%
	Polling Booth Totals	**6,333**	**26.27%**	**7,638**	**31.68%**	**9,118**	**37.82%**	**1,020**	**4.23%**	**24,109**	**830**	**3.33%**	**24,939**	**83.52%**
	Postal, Special Postal, Unenrolled Votes	987	34.74%	936	32.95%	822	28.93%	96	3.38%	2,841	130	4.38%	2,971	9.95%
	Pre-Poll (In Person) Absent Votes	29	12.61%	90	39.13%	98	42.61%	13	5.65%	230	4	1.71%	234	0.78%
	Polling Day Absent Votes	363	24.01%	534	35.32%	503	33.27%	112	7.41%	1,512	63	4.00%	1,575	5.27%
	Declared Institution Votes	11	22.00%	14	28.00%	24	48.00%	1	2.00%	50	0	0.00%	50	0.17%
	Polling Day Declaration Votes	30	35.71%	22	26.19%	27	32.14%	5	5.95%	84	6	6.67%	90	0.30%
	Uncertain Identity	0	0.00%	0	0.00%	0	0.00%	0	0.00%	0	0	0.00%	0	0.00%
	Declaration and Pre-Poll Votes Totals	**1,420**	**30.10%**	**1,596**	**33.84%**	**1,474**	**31.25%**	**227**	**4.81%**	**4,717**	**203**	**4.13%**	**4,920**	**16.48%**
	Total First Preference Votes	**7,753**	**26.90%**	**9,234**	**32.03%**	**10,592**	**36.74%**	**1,247**	**4.33%**	**28,826**	**1,033**	**3.46%**	**29,859**	**100.00%**

Distribution of Preferences

Preference Distribution	LATTER Kerry Votes	%	* ANDREW Stephen Votes	%	PEARCE Jim Votes	%	CARLISLE Christine Votes	%	Votes remaining in count	Exhausted Votes	%	Total Formal Votes
First Preference Votes	7,753	26.90%	9,234	32.03%	10,592	36.74%	1,247	4.33%	28,826			28,826
CARLISLE Excluded (1st)	**247**	**19.81%**	**288**	**23.10%**	**712**	**57.10%**			**1,247**	**0**	**0.00%**	**1,247**
Total	8,000	27.75%	9,522	33.03%	11,304	39.21%			28,826	0	0.00%	28,826
LATTER Excluded (2nd)			**6,279**	**78.49%**	**1,721**	**21.51%**			**8,000**	**0**	**0.00%**	**8,000**
District Total			**15,801**	**54.82%**	**13,025**	**45.18%**			**28,826**	**0**	**0.00%**	**28,826**

*** Indicates the winner**

56 - Electoral District of Moggill

First Preference Votes Polled for each Candidate at each Polling Booth

Booth No.	Polling Booth	MCCANE Lawson GRN Votes	%	RAYWARD Amy CR Votes	%	JONES Evan ALP Votes	%	* ROWAN Christian LNP Votes	%	Total Formal Votes	Informal Votes	%	Total Votes	% of Total Votes
1	Bellbowrie	197	16.62%	44	3.71%	297	25.06%	647	54.60%	1,185	20	1.66%	1,205	3.78%
2	Brookfield	322	18.81%	39	2.28%	324	18.93%	1,027	59.99%	1,712	33	1.89%	1,745	5.48%
3	Chapel Hill	506	23.08%	57	2.60%	574	26.19%	1,055	48.13%	2,192	52	2.32%	2,244	7.04%
4	Chapel Hill South	354	23.58%	52	3.46%	393	26.18%	702	46.77%	1,501	27	1.77%	1,528	4.80%
5	Indooroopilly	78	30.95%	12	4.76%	64	25.40%	98	38.89%	252	7	2.70%	259	0.81%
6	Indooroopilly West	266	24.74%	33	3.07%	333	30.98%	443	41.21%	1,075	35	3.15%	1,110	3.48%
7	Kenmore	494	25.36%	64	3.29%	517	26.54%	873	44.82%	1,948	57	2.84%	2,005	6.29%
8	Kenmore South	514	26.48%	60	3.09%	541	27.87%	826	42.56%	1,941	50	2.51%	1,991	6.25%
9	Moggill	735	21.46%	142	4.15%	1,140	33.28%	1,408	41.11%	3,425	101	2.86%	3,526	11.07%
10	Mount Crosby	479	21.05%	161	7.08%	771	33.89%	864	37.98%	2,275	104	4.37%	2,379	7.47%
11	Pullenvale	292	21.14%	46	3.33%	282	20.42%	761	55.10%	1,381	31	2.20%	1,412	4.43%
12	Upper Brookfield	114	27.40%	24	5.77%	94	22.60%	184	44.23%	416	10	2.35%	426	1.34%
13	Brisbane CBD All-Districts Centre	18	32.73%	2	3.64%	17	30.91%	18	32.73%	55	2	3.51%	57	0.18%
14	Bundaberg All-Districts Centre	1	100.00%	0	0.00%	0	0.00%	0	0.00%	1	0	0.00%	1	0.00%
15	Burleigh All-Districts Centre	2	50.00%	0	0.00%	0	0.00%	2	50.00%	4	1	20.00%	5	0.02%
16	Cairns All-Districts Centre	0	0.00%	1	16.67%	0	0.00%	5	83.33%	6	0	0.00%	6	0.02%
17	East Brisbane All-Districts Centre	6	31.58%	0	0.00%	2	10.53%	11	57.89%	19	0	0.00%	19	0.06%
18	Hervey Bay All-Districts Centre	0	0.00%	0	0.00%	0	0.00%	2	100.00%	2	0	0.00%	2	0.01%
19	Mackay All-Districts Centre	0	0.00%	0	0.00%	1	100.00%	0	0.00%	1	0	0.00%	1	0.00%
20	Maroochydore All-Districts Centre	0	0.00%	0	0.00%	4	57.14%	3	42.86%	7	0	0.00%	7	0.02%
21	Morayfield All-Districts Centre	0	0.00%	0	0.00%	0	0.00%	0	0.00%	0	0	0.00%	0	0.00%
22	Noosa All-Districts Centre	3	60.00%	0	0.00%	0	0.00%	2	40.00%	5	0	0.00%	5	0.02%
23	Oodgeroo All-Districts Centre	0	0.00%	0	0.00%	0	0.00%	0	0.00%	0	0	0.00%	0	0.00%
24	Redcliffe All-Districts Centre	0	0.00%	0	0.00%	0	0.00%	0	0.00%	0	0	0.00%	0	0.00%
25	Southport All-Districts Centre	2	18.18%	0	0.00%	2	18.18%	7	63.64%	11	0	0.00%	11	0.03%
26	Telephone Voting	1	20.00%	0	0.00%	4	80.00%	0	0.00%	5	0	0.00%	5	0.02%
27	Townsville All-Districts Centre	1	100.00%	0	0.00%	0	0.00%	0	0.00%	1	0	0.00%	1	0.00%
28	Vulture Street All-Districts Centre	2	50.00%	0	0.00%	0	0.00%	2	50.00%	4	0	0.00%	4	0.01%
29	Woolloongabba All-Districts Centre	2	40.00%	0	0.00%	1	20.00%	2	40.00%	5	0	0.00%	5	0.02%
30	Brisbane CBD All-Districts Centre Pre-Poll	192	23.24%	25	3.03%	232	28.09%	377	45.64%	826	22	2.59%	848	2.66%
31	Bundaberg All-Districts Centre Pre-Poll	1	33.33%	0	0.00%	0	0.00%	2	66.67%	3	0	0.00%	3	0.01%
32	Burleigh All-Districts Centre Pre-Poll	4	36.36%	2	18.18%	1	9.09%	4	36.36%	11	0	0.00%	11	0.03%
33	Cairns All-Districts Centre Pre-Poll	1	16.67%	0	0.00%	5	83.33%	0	0.00%	6	0	0.00%	6	0.02%
34	Electoral Visit	12	9.68%	6	4.84%	30	24.19%	76	61.29%	124	2	1.59%	126	0.40%
35	Hervey Bay All-Districts Centre Pre-poll	0	0.00%	0	0.00%	1	50.00%	1	50.00%	2	0	0.00%	2	0.01%
36	Mackay All-Districts Centre Pre-Poll	0	0.00%	0	0.00%	3	100.00%	0	0.00%	3	1	25.00%	4	0.01%
37	Maroochydore All-Districts Centre Pre-Poll	2	11.11%	0	0.00%	4	22.22%	12	66.67%	18	0	0.00%	18	0.06%
38	Morayfield All-Districts Centre Pre-poll	0	0.00%	0	0.00%	1	50.00%	1	50.00%	2	0	0.00%	2	0.01%
39	Noosa All-Districts Centre Pre-Poll	4	20.00%	0	0.00%	6	30.00%	10	50.00%	20	0	0.00%	20	0.06%
40	Oodgeroo All-Districts Centre Pre-Poll	0	0.00%	0	0.00%	0	0.00%	1	100.00%	1	0	0.00%	1	0.00%
41	Redcliffe All-Districts Centre Pre-Poll	0	0.00%	0	0.00%	0	0.00%	2	100.00%	2	0	0.00%	2	0.01%
42	Southport All-Districts Centre Pre-Poll	2	18.18%	0	0.00%	2	18.18%	7	63.64%	11	0	0.00%	11	0.03%
43	Telephone Voting - Pre-poll	0	0.00%	0	0.00%	4	57.14%	3	42.86%	7	0	0.00%	7	0.02%
44	Townsville All-Districts Centre Pre-Poll	4	80.00%	0	0.00%	1	20.00%	0	0.00%	5	0	0.00%	5	0.02%
45	eAssist - Coorparoo Pre-Poll	0	0.00%	0	0.00%	0	0.00%	4	100.00%	4	0	0.00%	4	0.01%
46	Returning Officer Moggill Pre-Poll	729	15.92%	135	2.95%	1,049	22.91%	2,665	58.21%	4,578	69	1.48%	4,647	14.58%
47	Returning Officer Algester Pre-Poll	0	0.00%	0	0.00%	0	0.00%	0	0.00%	0	0	0.00%	0	0.00%
48	Returning Officer Aspley Pre-Poll	0	0.00%	0	0.00%	0	0.00%	2	100.00%	2	0	0.00%	2	0.01%
49	Returning Officer Bancroft Pre-Poll	0	0.00%	0	0.00%	0	0.00%	0	0.00%	0	0	0.00%	0	0.00%
50	Returning Officer Barron River Pre-Poll	0	0.00%	0	0.00%	0	0.00%	0	0.00%	0	0	0.00%	0	0.00%
51	Returning Officer Bonney Pre-Poll	0	0.00%	0	0.00%	0	0.00%	0	0.00%	0	0	0.00%	0	0.00%
52	Returning Officer Broadwater Pre-Poll	0	0.00%	0	0.00%	0	0.00%	0	0.00%	0	0	0.00%	0	0.00%
53	Returning Officer Buderim Pre-Poll	0	0.00%	0	0.00%	0	0.00%	0	0.00%	0	0	0.00%	0	0.00%
54	Returning Officer Bulimba Pre-Poll	0	0.00%	0	0.00%	1	14.29%	6	85.71%	7	0	0.00%	7	0.02%
55	Returning Officer Bundaberg Pre-Poll	0	0.00%	0	0.00%	0	0.00%	0	0.00%	0	0	0.00%	0	0.00%
56	Returning Officer Bundamba Pre-Poll	5	10.20%	3	6.12%	20	40.82%	21	42.86%	49	3	5.77%	52	0.16%
57	Returning Officer Burdekin Pre-Poll	0	0.00%	0	0.00%	0	0.00%	0	0.00%	0	0	0.00%	0	0.00%
58	Returning Officer Burleigh Pre-Poll	4	36.36%	2	18.18%	1	9.09%	4	36.36%	11	0	0.00%	11	0.03%
59	Returning Officer Burnett Pre-Poll	0	0.00%	0	0.00%	0	0.00%	0	0.00%	0	0	0.00%	0	0.00%
60	Returning Officer Cairns Pre-Poll	0	0.00%	0	0.00%	0	0.00%	0	0.00%	0	0	0.00%	0	0.00%
61	Returning Officer Callide Pre-Poll	0	0.00%	0	0.00%	0	0.00%	0	0.00%	0	0	0.00%	0	0.00%
62	Returning Officer Caloundra Pre-Poll	0	0.00%	0	0.00%	0	0.00%	2	100.00%	2	0	0.00%	2	0.01%

63	Returning Officer Capalaba Pre-Poll	0	0.00%	0	0.00%	0	0.00%	1	100.00%	1	0	0.00%	1	0.00%
64	Returning Officer Chatsworth Pre-Poll	0	0.00%	0	0.00%	0	0.00%	1	100.00%	1	0	0.00%	1	0.00%
65	Returning Officer Clayfield Pre-Poll	1	11.11%	0	0.00%	3	33.33%	5	55.56%	9	0	0.00%	9	0.03%
66	Returning Officer Condamine Pre-Poll	0	0.00%	0	0.00%	0	0.00%	0	0.00%	0	0	0.00%	0	0.00%
67	Returning Officer Cook Pre-Poll	0	0.00%	0	0.00%	1	100.00%	0	0.00%	1	0	0.00%	1	0.00%
68	Returning Officer Coomera Pre-Poll	0	0.00%	0	0.00%	0	0.00%	0	0.00%	0	0	0.00%	0	0.00%
69	Returning Officer Cooper Pre-Poll	12	48.00%	1	4.00%	4	16.00%	8	32.00%	25	0	0.00%	25	0.08%
70	Returning Officer Currumbin Pre-Poll	1	33.33%	0	0.00%	1	33.33%	1	33.33%	3	0	0.00%	3	0.01%
71	Returning Officer Everton Pre-Poll	0	0.00%	0	0.00%	0	0.00%	1	100.00%	1	0	0.00%	1	0.00%
72	Returning Officer Ferny Grove Pre-Poll	0	0.00%	0	0.00%	0	0.00%	2	100.00%	2	0	0.00%	2	0.01%
73	Returning Officer Gaven Pre-Poll	1	100.00%	0	0.00%	0	0.00%	0	0.00%	1	0	0.00%	1	0.00%
74	Returning Officer Gladstone Pre-Poll	0	0.00%	1	25.00%	1	25.00%	2	50.00%	4	0	0.00%	4	0.01%
75	Returning Officer Glass House Pre-Poll	0	0.00%	0	0.00%	0	0.00%	0	0.00%	0	0	0.00%	0	0.00%
76	Returning Officer Greenslopes Pre-Poll	0	0.00%	0	0.00%	0	0.00%	3	100.00%	3	0	0.00%	3	0.01%
77	Returning Officer Gregory Pre-Poll	0	0.00%	0	0.00%	0	0.00%	1	100.00%	1	0	0.00%	1	0.00%
78	Returning Officer Gympie Pre-Poll	0	0.00%	0	0.00%	0	0.00%	0	0.00%	0	0	0.00%	0	0.00%
79	Returning Officer Hervey Bay Pre-Poll	0	0.00%	0	0.00%	1	50.00%	1	50.00%	2	0	0.00%	2	0.01%
80	Returning Officer Hill Pre-Poll	0	0.00%	0	0.00%	0	0.00%	1	100.00%	1	0	0.00%	1	0.00%
81	Returning Officer Hinchinbrook Pre-Poll	0	0.00%	0	0.00%	0	0.00%	1	100.00%	1	0	0.00%	1	0.00%
82	Returning Officer Inala Pre-Poll	7	24.14%	3	10.34%	7	24.14%	12	41.38%	29	3	9.38%	32	0.10%
83	Returning Officer Ipswich Pre-Poll	20	15.15%	6	4.55%	44	33.33%	62	46.97%	132	4	2.94%	136	0.43%
84	Returning Officer Ipswich West Pre-Poll	0	0.00%	0	0.00%	0	0.00%	0	0.00%	0	0	0.00%	0	0.00%
85	Returning Officer Jordan Pre-Poll	1	8.33%	0	0.00%	5	41.67%	6	50.00%	12	1	7.69%	13	0.04%
86	Returning Officer Kawana Pre-Poll	0	0.00%	0	0.00%	1	33.33%	2	66.67%	3	1	25.00%	4	0.01%
87	Returning Officer Keppel Pre-Poll	2	100.00%	0	0.00%	0	0.00%	0	0.00%	2	0	0.00%	2	0.01%
88	Returning Officer Kurwongbah Pre-Poll	0	0.00%	0	0.00%	1	100.00%	0	0.00%	1	0	0.00%	1	0.00%
89	Returning Officer Lockyer Pre-Poll	0	0.00%	0	0.00%	0	0.00%	1	100.00%	1	0	0.00%	1	0.00%
90	Returning Officer Logan Pre-Poll	0	0.00%	0	0.00%	2	66.67%	1	33.33%	3	0	0.00%	3	0.01%
91	Returning Officer Lytton Pre-Poll	1	50.00%	0	0.00%	0	0.00%	1	50.00%	2	0	0.00%	2	0.01%
92	Returning Officer Macalister Pre-Poll	0	0.00%	0	0.00%	0	0.00%	0	0.00%	0	0	0.00%	0	0.00%
93	Returning Officer Mackay Pre-Poll	0	0.00%	0	0.00%	0	0.00%	0	0.00%	0	0	0.00%	0	0.00%
94	Returning Officer Maiwar Pre-Poll	51	20.99%	7	2.88%	69	28.40%	116	47.74%	243	6	2.41%	249	0.78%
95	Returning Officer Mansfield Pre-Poll	2	28.57%	0	0.00%	2	28.57%	3	42.86%	7	0	0.00%	7	0.02%
96	Returning Officer Maroochydore Pre-Poll	0	0.00%	0	0.00%	0	0.00%	0	0.00%	0	0	0.00%	0	0.00%
97	Returning Officer Maryborough Pre-Poll	0	0.00%	0	0.00%	0	0.00%	1	100.00%	1	0	0.00%	1	0.00%
98	Returning Officer Mcconnel Pre-Poll	1	14.29%	0	0.00%	3	42.86%	3	42.86%	7	1	12.50%	8	0.03%
99	Returning Officer Mermaid Beach Pre-Poll	0	0.00%	0	0.00%	1	100.00%	0	0.00%	1	1	50.00%	2	0.01%
100	Returning Officer Miller Pre-Poll	2	9.52%	2	9.52%	4	19.05%	13	61.90%	21	0	0.00%	21	0.07%
101	Returning Officer Mirani Pre-Poll	0	0.00%	0	0.00%	0	0.00%	0	0.00%	0	0	0.00%	0	0.00%
102	Returning Officer Morayfield Pre-Poll	0	0.00%	0	0.00%	0	0.00%	0	0.00%	0	0	0.00%	0	0.00%
103	Returning Officer Mount Ommaney Pre-Poll	5	10.20%	2	4.08%	13	26.53%	29	59.18%	49	2	3.92%	51	0.16%
104	Returning Officer Mudgeeraba Pre-Poll	0	0.00%	0	0.00%	0	0.00%	0	0.00%	0	0	0.00%	0	0.00%
105	Returning Officer Mulgrave Pre-Poll	0	0.00%	0	0.00%	0	0.00%	0	0.00%	0	0	0.00%	0	0.00%
106	Returning Officer Mundingburra Pre-Poll	0	0.00%	0	0.00%	0	0.00%	0	0.00%	0	0	0.00%	0	0.00%
107	Returning Officer Murrumba Pre-Poll	1	33.33%	0	0.00%	1	33.33%	1	33.33%	3	0	0.00%	3	0.01%
108	Returning Officer Nanango Pre-Poll	0	0.00%	0	0.00%	0	0.00%	0	0.00%	0	0	0.00%	0	0.00%
109	Returning Officer Nicklin Pre-Poll	0	0.00%	0	0.00%	1	100.00%	0	0.00%	1	0	0.00%	1	0.00%
110	Returning Officer Ninderry Pre-Poll	0	0.00%	0	0.00%	0	0.00%	0	0.00%	0	0	0.00%	0	0.00%
111	Returning Officer Noosa Pre-Poll	0	0.00%	0	0.00%	0	0.00%	0	0.00%	0	0	0.00%	0	0.00%
112	Returning Officer Nudgee Pre-Poll	0	0.00%	0	0.00%	2	66.67%	1	33.33%	3	0	0.00%	3	0.01%
113	Returning Officer Oodgeroo Pre-Poll	0	0.00%	0	0.00%	0	0.00%	1	100.00%	1	0	0.00%	1	0.00%
114	Returning Officer Pine Rivers Pre-Poll	0	0.00%	0	0.00%	0	0.00%	1	100.00%	1	0	0.00%	1	0.00%
115	Returning Officer Pumicestone Pre-Poll	0	0.00%	0	0.00%	0	0.00%	0	0.00%	0	0	0.00%	0	0.00%
116	Returning Officer Redcliffe Pre-Poll	0	0.00%	0	0.00%	0	0.00%	0	0.00%	0	0	0.00%	0	0.00%
117	Returning Officer Redlands Pre-Poll	0	0.00%	0	0.00%	1	100.00%	0	0.00%	1	0	0.00%	1	0.00%
118	Returning Officer Rockhampton Pre-Poll	0	0.00%	1	100.00%	0	0.00%	0	0.00%	1	0	0.00%	1	0.00%
119	Returning Officer Sandgate Pre-Poll	0	0.00%	0	0.00%	1	50.00%	1	50.00%	2	0	0.00%	2	0.01%
120	Returning Officer Scenic Rim Pre-Poll	0	0.00%	0	0.00%	0	0.00%	0	0.00%	0	0	0.00%	0	0.00%
121	Returning Officer South Brisbane Pre-Poll	2	25.00%	2	25.00%	0	0.00%	4	50.00%	8	0	0.00%	8	0.03%
122	Returning Officer Southern Downs Pre-Poll	3	100.00%	0	0.00%	0	0.00%	0	0.00%	3	0	0.00%	3	0.01%
123	Returning Officer Southport Pre-Poll	0	0.00%	0	0.00%	0	0.00%	0	0.00%	0	0	0.00%	0	0.00%
124	Returning Officer Springwood Pre-Poll	2	28.57%	1	14.29%	2	28.57%	2	28.57%	7	0	0.00%	7	0.02%
125	Returning Officer Stafford Pre-Poll	1	33.33%	0	0.00%	0	0.00%	2	66.67%	3	0	0.00%	3	0.01%
126	Returning Officer Stretton Pre-Poll	1	100.00%	0	0.00%	0	0.00%	0	0.00%	1	0	0.00%	1	0.00%
127	Returning Officer Surfers Paradise Pre-Poll	0	0.00%	0	0.00%	0	0.00%	1	100.00%	1	0	0.00%	1	0.00%
128	Returning Officer Theodore Pre-Poll	0	0.00%	0	0.00%	0	0.00%	0	0.00%	0	0	0.00%	0	0.00%
129	Returning Officer Thuringowa Pre-Poll	0	0.00%	0	0.00%	0	0.00%	0	0.00%	0	0	0.00%	0	0.00%
130	Returning Officer Toohey Pre-Poll	0	0.00%	3	60.00%	0	0.00%	2	40.00%	5	0	0.00%	5	0.02%
131	Returning Officer Toowoomba North Pre-Poll	1	33.33%	0	0.00%	0	0.00%	2	66.67%	3	0	0.00%	3	0.01%
132	Returning Officer Toowoomba South Pre-Poll	0	0.00%	0	0.00%	1	100.00%	0	0.00%	1	0	0.00%	1	0.00%
133	Returning Officer Townsville Pre-Poll	0	0.00%	0	0.00%	0	0.00%	0	0.00%	0	0	0.00%	0	0.00%

134	Returning Officer Traeger Pre-Poll	0	0.00%	1	33.33%	0	0.00%	2	66.67%	3	0	0.00%	3	0.01%
135	Returning Officer Warrego Pre-Poll	0	0.00%	0	0.00%	1	50.00%	1	50.00%	2	0	0.00%	2	0.01%
136	Returning Officer Waterford Pre-Poll	0	0.00%	0	0.00%	0	0.00%	0	0.00%	0	0	0.00%	0	0.00%
137	Returning Officer Whitsunday Pre-Poll	0	0.00%	0	0.00%	0	0.00%	0	0.00%	0	0	0.00%	0	0.00%
138	Returning Officer Woodridge Pre-Poll	0	0.00%	2	66.67%	1	33.33%	0	0.00%	3	0	0.00%	3	0.01%
	Polling Booth Totals	**5,467**	**21.23%**	**942**	**3.66%**	**6,896**	**26.78%**	**12,441**	**48.32%**	**25,746**	**646**	**2.45%**	**26,392**	**82.83%**
	Postal, Special Postal, Unenrolled Votes	543	15.78%	145	4.22%	864	25.12%	1,888	54.88%	3,440	178	4.92%	3,618	11.35%
	Pre-Poll (In Person) Absent Votes	24	20.51%	6	5.13%	31	26.50%	56	47.86%	117	0	0.00%	117	0.37%
	Polling Day Absent Votes	417	26.53%	117	7.44%	391	24.87%	647	41.16%	1,572	46	2.84%	1,618	5.08%
	Declared Institution Votes	13	25.00%	3	5.77%	13	25.00%	23	44.23%	52	1	1.89%	53	0.17%
	Polling Day Declaration Votes	15	23.44%	2	3.13%	17	26.56%	30	46.88%	64	2	3.03%	66	0.21%
	Uncertain Identity	0	0.00%	0	0.00%	0	0.00%	0	0.00%	0	0	0.00%	0	0.00%
	Declaration and Pre-Poll Votes Totals	**1,012**	**19.29%**	**273**	**5.20%**	**1,316**	**25.09%**	**2,644**	**50.41%**	**5,245**	**227**	**4.15%**	**5,472**	**17.17%**
	Total First Preference Votes	**6,479**	**20.91%**	**1,215**	**3.92%**	**8,212**	**26.50%**	**15,085**	**48.68%**	**30,991**	**873**	**2.74%**	**31,864**	**100.00%**

Distribution of Preferences

Preference Distribution	MCCANE Lawson Votes	MCCANE Lawson %	RAYWARD Amy Votes	RAYWARD Amy %	JONES Evan Votes	JONES Evan %	* ROWAN Christian Votes	* ROWAN Christian %	Votes remaining in count	Exhausted Votes	Exhausted %	Total Formal Votes
First Preference Votes	6,479	20.91%	1,215	3.92%	8,212	26.50%	15,085	48.68%	30,991			30,991
RAYWARD Excluded (1st)	**465**	**38.27%**			**281**	**23.13%**	**469**	**38.60%**	**1,215**	**0**	**0.00%**	**1,215**
Total	6,944	22.41%			8,493	27.40%	15,554	50.19%	30,991	0	0.00%	30,991
MCCANE Excluded (2nd)					**5,443**	**78.38%**	**1,501**	**21.62%**	**6,944**	**0**	**0.00%**	**6,944**
District Total					**13,936**	**44.97%**	**17,055**	**55.03%**	**30,991**	**0**	**0.00%**	**30,991**

*** Indicates the winner**

57 - Electoral District of Morayfield

First Preference Votes Polled for each Candidate at each Polling Booth

Booth No.	Polling Booth	SNOW Jason LNP Votes	%	* RYAN Mark ALP Votes	%	JANULEWICZ Jamie Votes	%	BEHRENS Gavin GRN Votes	%	HANSEN Rodney ONP Votes	%	Total Formal Votes	Informal Votes	%	Total Votes	% of Total Votes
1	Burpengary	36	14.52%	124	50.00%	4	1.61%	21	8.47%	63	25.40%	248	17	6.42%	265	0.88%
2	Burpengary Meadows	354	22.18%	710	44.49%	36	2.26%	114	7.14%	382	23.93%	1,596	52	3.16%	1,648	5.50%
3	Burpengary North	44	16.67%	130	49.24%	10	3.79%	14	5.30%	66	25.00%	264	13	4.69%	277	0.92%
4	Burpengary South	9	16.98%	27	50.94%	2	3.77%	5	9.43%	10	18.87%	53	6	10.17%	59	0.20%
5	Caboolture	313	17.02%	930	50.57%	63	3.43%	123	6.69%	410	22.29%	1,839	96	4.96%	1,935	6.46%
6	Caboolture East	254	15.64%	808	49.75%	65	4.00%	121	7.45%	376	23.15%	1,624	86	5.03%	1,710	5.71%
7	Caboolture West	319	17.38%	854	46.54%	67	3.65%	110	5.99%	485	26.43%	1,835	120	6.14%	1,955	6.52%
8	Morayfield	446	18.91%	1,114	47.24%	65	2.76%	177	7.51%	556	23.58%	2,358	104	4.22%	2,462	8.22%
9	Morayfield East	353	16.01%	1,064	48.25%	82	3.72%	120	5.44%	586	26.58%	2,205	132	5.65%	2,337	7.80%
10	Morayfield West	354	18.49%	924	48.25%	52	2.72%	118	6.16%	467	24.39%	1,915	105	5.20%	2,020	6.74%
11	Narangba Valley	19	18.81%	48	47.52%	1	0.99%	8	7.92%	25	24.75%	101	3	2.88%	104	0.35%
12	Wamuran	18	15.00%	48	40.00%	3	2.50%	11	9.17%	40	33.33%	120	10	7.69%	130	0.43%
13	Brisbane CBD All-Districts Centre	0	0.00%	7	53.85%	0	0.00%	5	38.46%	1	7.69%	13	0	0.00%	13	0.04%
14	Bundaberg All-Districts Centre	0	0.00%	0	0.00%	0	0.00%	0	0.00%	0	0.00%	0	0	0.00%	0	0.00%
15	Burleigh All-Districts Centre	0	0.00%	0	0.00%	0	0.00%	0	0.00%	0	0.00%	0	0	0.00%	0	0.00%
16	Cairns All-Districts Centre	0	0.00%	0	0.00%	0	0.00%	0	0.00%	1	100.00%	1	0	0.00%	1	0.00%
17	East Brisbane All-Districts Centre	0	0.00%	1	33.33%	0	0.00%	0	0.00%	2	66.67%	3	0	0.00%	3	0.01%
18	Hervey Bay All-Districts Centre	0	0.00%	0	0.00%	0	0.00%	0	0.00%	0	0.00%	0	0	0.00%	0	0.00%
19	Mackay All-Districts Centre	0	0.00%	0	0.00%	0	0.00%	0	0.00%	0	0.00%	0	0	0.00%	0	0.00%
20	Maroochydore All-Districts Centre	1	20.00%	1	20.00%	0	0.00%	2	40.00%	1	20.00%	5	0	0.00%	5	0.02%
21	Morayfield All-Districts Centre	51	15.79%	160	49.54%	6	1.86%	19	5.88%	87	26.93%	323	17	5.00%	340	1.13%
22	Noosa All-Districts Centre	0	0.00%	0	0.00%	0	0.00%	0	0.00%	0	0.00%	0	0	0.00%	0	0.00%
23	Oodgeroo All-Districts Centre	0	0.00%	0	0.00%	0	0.00%	0	0.00%	0	0.00%	0	0	0.00%	0	0.00%
24	Redcliffe All-Districts Centre	1	25.00%	1	25.00%	0	0.00%	0	0.00%	2	50.00%	4	1	20.00%	5	0.02%
25	Southport All-Districts Centre	0	0.00%	0	0.00%	0	0.00%	0	0.00%	0	0.00%	0	0	0.00%	0	0.00%
26	Telephone Voting	1	50.00%	1	50.00%	0	0.00%	0	0.00%	0	0.00%	2	0	0.00%	2	0.01%
27	Townsville All-Districts Centre	0	0.00%	0	0.00%	0	0.00%	0	0.00%	0	0.00%	0	0	0.00%	0	0.00%
28	Vulture Street All-Districts Centre	0	0.00%	1	100.00%	0	0.00%	0	0.00%	0	0.00%	1	0	0.00%	1	0.00%
29	Woolloongabba All-Districts Centre	0	0.00%	0	0.00%	0	0.00%	0	0.00%	0	0.00%	0	0	0.00%	0	0.00%
30	Brisbane CBD All-Districts Centre Pre-Poll	23	20.72%	57	51.35%	1	0.90%	19	17.12%	11	9.91%	111	3	2.63%	114	0.38%
31	Bundaberg All-Districts Centre Pre-Poll	3	37.50%	4	50.00%	0	0.00%	0	0.00%	1	12.50%	8	0	0.00%	8	0.03%
32	Burleigh All-Districts Centre Pre-Poll	0	0.00%	1	100.00%	0	0.00%	0	0.00%	0	0.00%	1	0	0.00%	1	0.00%
33	Cairns All-Districts Centre Pre-Poll	5	100.00%	0	0.00%	0	0.00%	0	0.00%	0	0.00%	5	0	0.00%	5	0.02%
34	Electoral Visit	158	34.27%	203	44.03%	13	2.82%	12	2.60%	75	16.27%	461	16	3.35%	477	1.59%
35	Hervey Bay All-Districts Centre Pre-poll	1	14.29%	2	28.57%	1	14.29%	1	14.29%	2	28.57%	7	1	12.50%	8	0.03%
36	Mackay All-Districts Centre Pre-Poll	0	0.00%	1	50.00%	0	0.00%	0	0.00%	1	50.00%	2	0	0.00%	2	0.01%
37	Maroochydore All-Districts Centre Pre-Poll	1	10.00%	4	40.00%	0	0.00%	3	30.00%	2	20.00%	10	0	0.00%	10	0.03%
38	Morayfield All-Districts Centre Pre-poll	1,756	22.39%	3,541	45.15%	178	2.27%	329	4.19%	2,039	26.00%	7,843	235	2.91%	8,078	26.96%
39	Noosa All-Districts Centre Pre-Poll	0	0.00%	0	0.00%	0	0.00%	0	0.00%	1	100.00%	1	2	66.67%	3	0.01%
40	Oodgeroo All-Districts Centre Pre-Poll	0	0.00%	2	100.00%	0	0.00%	0	0.00%	0	0.00%	2	0	0.00%	2	0.01%
41	Redcliffe All-Districts Centre Pre-Poll	15	27.78%	21	38.89%	1	1.85%	7	12.96%	10	18.52%	54	1	1.82%	55	0.18%
42	Southport All-Districts Centre Pre-Poll	0	0.00%	1	100.00%	0	0.00%	0	0.00%	0	0.00%	1	0	0.00%	1	0.00%
43	Telephone Voting - Pre-poll	3	60.00%	2	40.00%	0	0.00%	0	0.00%	0	0.00%	5	0	0.00%	5	0.02%
44	Townsville All-Districts Centre Pre-Poll	0	0.00%	5	71.43%	0	0.00%	1	14.29%	1	14.29%	7	0	0.00%	7	0.02%
45	eAssist - Coorparoo Pre-Poll	0	0.00%	0	0.00%	0	0.00%	0	0.00%	0	0.00%	0	1	0.00%	1	0.00%
46	Returning Officer Morayfield Pre-Poll	0	0.00%	0	0.00%	0	0.00%	0	0.00%	0	0.00%	0	0	0.00%	0	0.00%
47	Returning Officer Algester Pre-Poll	0	0.00%	0	0.00%	0	0.00%	0	0.00%	0	0.00%	0	0	0.00%	0	0.00%
48	Returning Officer Aspley Pre-Poll	2	25.00%	3	37.50%	0	0.00%	3	37.50%	0	0.00%	8	2	20.00%	10	0.03%
49	Returning Officer Bancroft Pre-Poll	9	36.00%	9	36.00%	3	12.00%	1	4.00%	3	12.00%	25	2	7.41%	27	0.09%
50	Returning Officer Barron River Pre-Poll	0	0.00%	0	0.00%	0	0.00%	0	0.00%	0	0.00%	0	0	0.00%	0	0.00%
51	Returning Officer Bonney Pre-Poll	0	0.00%	0	0.00%	0	0.00%	0	0.00%	0	0.00%	0	0	0.00%	0	0.00%
52	Returning Officer Broadwater Pre-Poll	0	0.00%	0	0.00%	0	0.00%	0	0.00%	1	100.00%	1	1	50.00%	2	0.01%
53	Returning Officer Buderim Pre-Poll	1	25.00%	2	50.00%	0	0.00%	1	25.00%	0	0.00%	4	0	0.00%	4	0.01%
54	Returning Officer Bulimba Pre-Poll	0	0.00%	0	0.00%	0	0.00%	0	0.00%	0	0.00%	0	0	0.00%	0	0.00%
55	Returning Officer Bundaberg Pre-Poll	0	0.00%	0	0.00%	0	0.00%	0	0.00%	0	0.00%	0	0	0.00%	0	0.00%
56	Returning Officer Bundamba Pre-Poll	1	100.00%	0	0.00%	0	0.00%	0	0.00%	0	0.00%	1	0	0.00%	1	0.00%
57	Returning Officer Burdekin Pre-Poll	0	0.00%	0	0.00%	0	0.00%	0	0.00%	0	0.00%	0	0	0.00%	0	0.00%
58	Returning Officer Burleigh Pre-Poll	0	0.00%	0	0.00%	0	0.00%	0	0.00%	0	0.00%	0	0	0.00%	0	0.00%
59	Returning Officer Burnett Pre-Poll	0	0.00%	0	0.00%	0	0.00%	0	0.00%	0	0.00%	0	0	0.00%	0	0.00%
60	Returning Officer Cairns Pre-Poll	0	0.00%	0	0.00%	0	0.00%	0	0.00%	0	0.00%	0	0	0.00%	0	0.00%
61	Returning Officer Callide Pre-Poll	0	0.00%	0	0.00%	0	0.00%	0	0.00%	0	0.00%	0	0	0.00%	0	0.00%
62	Returning Officer Caloundra Pre-Poll	2	20.00%	6	60.00%	0	0.00%	0	0.00%	2	20.00%	10	2	16.67%	12	0.04%
63	Returning Officer Capalaba Pre-Poll	0	0.00%	2	66.67%	0	0.00%	0	0.00%	1	33.33%	3	0	0.00%	3	0.01%
64	Returning Officer Chatsworth Pre-Poll	0	0.00%	1	100.00%	0	0.00%	0	0.00%	0	0.00%	1	0	0.00%	1	0.00%
65	Returning Officer Clayfield Pre-Poll	4	80.00%	0	0.00%	0	0.00%	1	20.00%	0	0.00%	5	0	0.00%	5	0.02%
66	Returning Officer Condamine Pre-Poll	0	0.00%	0	0.00%	0	0.00%	0	0.00%	0	0.00%	0	0	0.00%	0	0.00%
67	Returning Officer Cook Pre-Poll	0	0.00%	0	0.00%	0	0.00%	0	0.00%	0	0.00%	0	0	0.00%	0	0.00%
68	Returning Officer Coomera Pre-Poll	0	0.00%	0	0.00%	0	0.00%	0	0.00%	0	0.00%	0	0	0.00%	0	0.00%
69	Returning Officer Cooper Pre-Poll	1	50.00%	1	50.00%	0	0.00%	0	0.00%	0	0.00%	2	0	0.00%	2	0.01%
70	Returning Officer Currumbin Pre-Poll	0	0.00%	0	0.00%	0	0.00%	0	0.00%	1	100.00%	1	0	0.00%	1	0.00%
71	Returning Officer Everton Pre-Poll	0	0.00%	0	0.00%	0	0.00%	0	0.00%	2	100.00%	2	0	0.00%	2	0.01%

72	Returning Officer Ferny Grove Pre-Poll	0	0.00%	1	100.00%	0	0.00%	0	0.00%	0	0.00%	1	0	0.00%	1	0.00%
73	Returning Officer Gaven Pre-Poll	0	0.00%	0	0.00%	0	0.00%	0	0.00%	0	0.00%	0	0	0.00%	0	0.00%
74	Returning Officer Gladstone Pre-Poll	0	0.00%	1	50.00%	0	0.00%	0	0.00%	1	50.00%	2	2	50.00%	4	0.01%
75	Returning Officer Glass House Pre-Poll	3	50.00%	3	50.00%	0	0.00%	0	0.00%	0	0.00%	6	0	0.00%	6	0.02%
76	Returning Officer Greenslopes Pre-Poll	0	0.00%	2	66.67%	0	0.00%	1	33.33%	0	0.00%	3	0	0.00%	3	0.01%
77	Returning Officer Gregory Pre-Poll	0	0.00%	0	0.00%	0	0.00%	0	0.00%	0	0.00%	0	0	0.00%	0	0.00%
78	Returning Officer Gympie Pre-Poll	1	50.00%	1	50.00%	0	0.00%	0	0.00%	0	0.00%	2	0	0.00%	2	0.01%
79	Returning Officer Hervey Bay Pre-Poll	0	0.00%	0	0.00%	0	0.00%	0	0.00%	0	0.00%	0	0	0.00%	0	0.00%
80	Returning Officer Hill Pre-Poll	0	0.00%	0	0.00%	0	0.00%	0	0.00%	0	0.00%	0	0	0.00%	0	0.00%
81	Returning Officer Hinchinbrook Pre-Poll	0	0.00%	0	0.00%	0	0.00%	0	0.00%	0	0.00%	0	0	0.00%	0	0.00%
82	Returning Officer Inala Pre-Poll	0	0.00%	0	0.00%	0	0.00%	0	0.00%	1	100.00%	1	0	0.00%	1	0.00%
83	Returning Officer Ipswich Pre-Poll	0	0.00%	1	100.00%	0	0.00%	0	0.00%	0	0.00%	1	0	0.00%	1	0.00%
84	Returning Officer Ipswich West Pre-Poll	0	0.00%	0	0.00%	0	0.00%	0	0.00%	0	0.00%	0	0	0.00%	0	0.00%
85	Returning Officer Jordan Pre-Poll	0	0.00%	1	100.00%	0	0.00%	0	0.00%	0	0.00%	1	0	0.00%	1	0.00%
86	Returning Officer Kawana Pre-Poll	0	0.00%	0	0.00%	0	0.00%	2	66.67%	1	33.33%	3	0	0.00%	3	0.01%
87	Returning Officer Keppel Pre-Poll	0	0.00%	2	33.33%	1	16.67%	0	0.00%	3	50.00%	6	0	0.00%	6	0.02%
88	Returning Officer Kurwongbah Pre-Poll	157	24.76%	258	40.69%	18	2.84%	35	5.52%	166	26.18%	634	26	3.94%	660	2.20%
89	Returning Officer Lockyer Pre-Poll	0	0.00%	0	0.00%	0	0.00%	0	0.00%	1	100.00%	1	0	0.00%	1	0.00%
90	Returning Officer Logan Pre-Poll	0	0.00%	1	100.00%	0	0.00%	0	0.00%	0	0.00%	1	0	0.00%	1	0.00%
91	Returning Officer Lytton Pre-Poll	0	0.00%	1	50.00%	0	0.00%	0	0.00%	1	50.00%	2	0	0.00%	2	0.01%
92	Returning Officer Macalister Pre-Poll	0	0.00%	0	0.00%	0	0.00%	0	0.00%	0	0.00%	0	0	0.00%	0	0.00%
93	Returning Officer Mackay Pre-Poll	0	0.00%	0	0.00%	0	0.00%	0	0.00%	0	0.00%	0	0	0.00%	0	0.00%
94	Returning Officer Maiwar Pre-Poll	0	0.00%	0	0.00%	0	0.00%	0	0.00%	0	0.00%	0	0	0.00%	0	0.00%
95	Returning Officer Mansfield Pre-Poll	0	0.00%	0	0.00%	0	0.00%	0	0.00%	0	0.00%	0	0	0.00%	0	0.00%
96	Returning Officer Maroochydore Pre-Poll	0	0.00%	0	0.00%	0	0.00%	0	0.00%	0	0.00%	0	0	0.00%	0	0.00%
97	Returning Officer Maryborough Pre-Poll	0	0.00%	1	50.00%	0	0.00%	0	0.00%	1	50.00%	2	0	0.00%	2	0.01%
98	Returning Officer Mcconnel Pre-Poll	0	0.00%	0	0.00%	0	0.00%	0	0.00%	2	100.00%	2	0	0.00%	2	0.01%
99	Returning Officer Mermaid Beach Pre-Poll	0	0.00%	0	0.00%	0	0.00%	0	0.00%	1	100.00%	1	1	50.00%	2	0.01%
100	Returning Officer Miller Pre-Poll	0	0.00%	0	0.00%	0	0.00%	0	0.00%	0	0.00%	0	0	0.00%	0	0.00%
101	Returning Officer Mirani Pre-Poll	0	0.00%	1	100.00%	0	0.00%	0	0.00%	0	0.00%	1	0	0.00%	1	0.00%
102	Returning Officer Moggill Pre-Poll	0	0.00%	0	0.00%	0	0.00%	0	0.00%	0	0.00%	0	0	0.00%	0	0.00%
103	Returning Officer Mount Ommaney Pre-Poll	1	100.00%	0	0.00%	0	0.00%	0	0.00%	0	0.00%	1	0	0.00%	1	0.00%
104	Returning Officer Mudgeeraba Pre-Poll	0	0.00%	0	0.00%	0	0.00%	0	0.00%	0	0.00%	0	0	0.00%	0	0.00%
105	Returning Officer Mulgrave Pre-Poll	0	0.00%	0	0.00%	0	0.00%	0	0.00%	0	0.00%	0	0	0.00%	0	0.00%
106	Returning Officer Mundingburra Pre-Poll	0	0.00%	0	0.00%	0	0.00%	0	0.00%	0	0.00%	0	0	0.00%	0	0.00%
107	Returning Officer Murrumba Pre-Poll	12	33.33%	16	44.44%	1	2.78%	3	8.33%	4	11.11%	36	3	7.69%	39	0.13%
108	Returning Officer Nanango Pre-Poll	0	0.00%	0	0.00%	0	0.00%	0	0.00%	1	100.00%	1	0	0.00%	1	0.00%
109	Returning Officer Nicklin Pre-Poll	0	0.00%	3	75.00%	0	0.00%	0	0.00%	1	25.00%	4	1	20.00%	5	0.02%
110	Returning Officer Ninderry Pre-Poll	0	0.00%	0	0.00%	0	0.00%	0	0.00%	0	0.00%	0	0	0.00%	0	0.00%
111	Returning Officer Noosa Pre-Poll	0	0.00%	0	0.00%	0	0.00%	0	0.00%	0	0.00%	0	0	0.00%	0	0.00%
112	Returning Officer Nudgee Pre-Poll	1	12.50%	2	25.00%	0	0.00%	1	12.50%	4	50.00%	8	0	0.00%	8	0.03%
113	Returning Officer Oodgeroo Pre-Poll	0	0.00%	0	0.00%	0	0.00%	0	0.00%	0	0.00%	0	0	0.00%	0	0.00%
114	Returning Officer Pine Rivers Pre-Poll	5	16.13%	14	45.16%	1	3.23%	3	9.68%	8	25.81%	31	0	0.00%	31	0.10%
115	Returning Officer Pumicestone Pre-Poll	149	20.96%	296	41.63%	24	3.38%	32	4.50%	210	29.54%	711	37	4.95%	748	2.50%
116	Returning Officer Redcliffe Pre-Poll	0	0.00%	0	0.00%	0	0.00%	0	0.00%	0	0.00%	0	0	0.00%	0	0.00%
117	Returning Officer Redlands Pre-Poll	0	0.00%	3	75.00%	0	0.00%	0	0.00%	1	25.00%	4	0	0.00%	4	0.01%
118	Returning Officer Rockhampton Pre-Poll	1	100.00%	0	0.00%	0	0.00%	0	0.00%	0	0.00%	1	0	0.00%	1	0.00%
119	Returning Officer Sandgate Pre-Poll	2	13.33%	7	46.67%	1	6.67%	1	6.67%	4	26.67%	15	0	0.00%	15	0.05%
120	Returning Officer Scenic Rim Pre-Poll	2	100.00%	0	0.00%	0	0.00%	0	0.00%	0	0.00%	2	0	0.00%	2	0.01%
121	Returning Officer South Brisbane Pre-Poll	1	33.33%	2	66.67%	0	0.00%	0	0.00%	0	0.00%	3	0	0.00%	3	0.01%
122	Returning Officer Southern Downs Pre-Poll	0	0.00%	1	100.00%	0	0.00%	0	0.00%	0	0.00%	1	1	50.00%	2	0.01%
123	Returning Officer Southport Pre-Poll	0	0.00%	0	0.00%	0	0.00%	0	0.00%	0	0.00%	0	0	0.00%	0	0.00%
124	Returning Officer Springwood Pre-Poll	0	0.00%	0	0.00%	0	0.00%	0	0.00%	2	100.00%	2	0	0.00%	2	0.01%
125	Returning Officer Stafford Pre-Poll	0	0.00%	4	57.14%	0	0.00%	1	14.29%	2	28.57%	7	0	0.00%	7	0.02%
126	Returning Officer Stretton Pre-Poll	0	0.00%	0	0.00%	0	0.00%	0	0.00%	0	0.00%	0	0	0.00%	0	0.00%
127	Returning Officer Surfers Paradise Pre-Poll	0	0.00%	1	100.00%	0	0.00%	0	0.00%	0	0.00%	1	0	0.00%	1	0.00%
128	Returning Officer Theodore Pre-Poll	0	0.00%	0	0.00%	0	0.00%	0	0.00%	0	0.00%	0	0	0.00%	0	0.00%
129	Returning Officer Thuringowa Pre-Poll	0	0.00%	0	0.00%	0	0.00%	0	0.00%	0	0.00%	0	0	0.00%	0	0.00%
130	Returning Officer Toohey Pre-Poll	0	0.00%	0	0.00%	0	0.00%	0	0.00%	0	0.00%	0	0	0.00%	0	0.00%
131	Returning Officer Toowoomba North Pre-Poll	0	0.00%	0	0.00%	1	50.00%	0	0.00%	1	50.00%	2	0	0.00%	2	0.01%
132	Returning Officer Toowoomba South Pre-Poll	0	0.00%	1	33.33%	0	0.00%	0	0.00%	2	66.67%	3	0	0.00%	3	0.01%
133	Returning Officer Townsville Pre-Poll	0	0.00%	0	0.00%	0	0.00%	0	0.00%	0	0.00%	0	0	0.00%	0	0.00%
134	Returning Officer Traeger Pre-Poll	0	0.00%	3	100.00%	0	0.00%	0	0.00%	0	0.00%	3	0	0.00%	3	0.01%
135	Returning Officer Warrego Pre-Poll	0	0.00%	0	0.00%	0	0.00%	0	0.00%	0	0.00%	0	0	0.00%	0	0.00%
136	Returning Officer Waterford Pre-Poll	0	0.00%	0	0.00%	0	0.00%	0	0.00%	0	0.00%	0	0	0.00%	0	0.00%
137	Returning Officer Whitsunday Pre-Poll	0	0.00%	0	0.00%	0	0.00%	0	0.00%	0	0.00%	0	0	0.00%	0	0.00%
138	Returning Officer Woodridge Pre-Poll	1	33.33%	1	33.33%	0	0.00%	0	0.00%	1	33.33%	3	0	0.00%	3	0.01%
	Polling Booth Totals	**4,894**	**19.89%**	**11,449**	**46.54%**	**700**	**2.85%**	**1,425**	**5.79%**	**6,132**	**24.93%**	**24,600**	**1,099**	**4.28%**	**25,699**	**85.76%**
	Postal, Special Postal, Unenrolled Votes	545	23.08%	993	42.06%	65	2.75%	123	5.21%	635	26.90%	2,361	150	5.97%	2,511	8.38%
	Pre-Poll (In Person) Absent Votes	17	20.99%	39	48.15%	1	1.23%	7	8.64%	17	20.99%	81	4	4.71%	85	0.28%
	Polling Day Absent Votes	249	18.14%	535	38.97%	64	4.66%	150	10.92%	375	27.31%	1,373	79	5.44%	1,452	4.85%
	Declared Institution Votes	6	15.79%	14	36.84%	3	7.89%	3	7.89%	12	31.58%	38	2	5.00%	40	0.13%
	Polling Day Declaration Votes	33	18.44%	71	39.66%	4	2.23%	19	10.61%	52	29.05%	179	1	0.56%	180	0.60%
	Uncertain Identity	0	0.00%	0	0.00%	0	0.00%	0	0.00%	0	0.00%	0	0	0.00%	0	0.00%
	Declaration and Pre-Poll Votes Totals	**850**	**21.08%**	**1,652**	**40.97%**	**137**	**3.40%**	**302**	**7.49%**	**1,091**	**27.06%**	**4,032**	**236**	**5.53%**	**4,268**	**14.24%**
	Total First Preference Votes	**5,744**	**20.06%**	**13,101**	**45.76%**	**837**	**2.92%**	**1,727**	**6.03%**	**7,223**	**25.23%**	**28,632**	**1,335**	**4.45%**	**29,967**	**100.00%**

Statistical Reports

Distribution of Preferences

Preference Distribution	SNOW Jason Votes	SNOW Jason %	* RYAN Mark Votes	* RYAN Mark %	JANULEWICZ Jamie Votes	JANULEWICZ Jamie %	BEHRENS Gavin Votes	BEHRENS Gavin %	HANSEN Rodney Votes	HANSEN Rodney %	Votes remaining in count	Exhausted Votes	Exhausted %	Total Formal Votes
First Preference Votes	5,744	20.06%	13,101	45.76%	837	2.92%	1,727	6.03%	7,223	25.23%	28,632			28,632
JANULEWICZ Excluded (1st)	**132**	**15.77%**	**210**	**25.09%**			**259**	**30.94%**	**236**	**28.20%**	**837**	**0**	**0.00%**	**837**
Total	5,876	20.52%	13,311	46.49%			1,986	6.94%	7,459	26.05%	28,632	0	0.00%	28,632
BEHRENS Excluded (2nd)	**362**	**18.23%**	**1,200**	**60.42%**					**424**	**21.35%**	**1,986**	**0**	**0.00%**	**1,986**
Total	6,238	21.79%	14,511	50.68%					7,883	27.53%	28,632	0	0.00%	28,632
SNOW Excluded (3rd)			**2,303**	**36.92%**					**3,935**	**63.08%**	**6,238**	**0**	**0.00%**	**6,238**
District Total			**16,814**	**58.72%**					**11,818**	**41.28%**	**28,632**	**0**	**0.00%**	**28,632**

*** Indicates the winner**

58 - Electoral District of Mount Ommaney

First Preference Votes Polled for each Candidate at each Polling Booth

Booth No.	Polling Booth	MULKEARNS Jenny GRN Votes	%	SMITH Tarnya LNP Votes	%	EUGARDE Ian ONP Votes	%	* PUGH Jess ALP Votes	%	Total Formal Votes	Informal Votes	%	Total Votes	% of Total Votes
1	Corinda	375	22.12%	567	33.45%	74	4.37%	679	40.06%	1,695	53	3.03%	1,748	5.46%
2	Corinda South	181	15.86%	349	30.59%	60	5.26%	551	48.29%	1,141	32	2.73%	1,173	3.66%
3	Darra	197	14.07%	340	24.29%	83	5.93%	780	55.71%	1,400	106	7.04%	1,506	4.70%
4	Jamboree Heights	389	12.82%	1,070	35.27%	201	6.62%	1,374	45.29%	3,034	117	3.71%	3,151	9.84%
5	Jindalee	253	15.20%	611	36.72%	121	7.27%	679	40.81%	1,664	72	4.15%	1,736	5.42%
6	Jindalee South	138	12.11%	453	39.74%	89	7.81%	460	40.35%	1,140	20	1.72%	1,160	3.62%
7	Middle Park	364	12.29%	937	31.64%	228	7.70%	1,432	48.36%	2,961	143	4.61%	3,104	9.69%
8	Oxley	357	18.83%	520	27.43%	129	6.80%	890	46.94%	1,896	70	3.56%	1,966	6.14%
9	Oxley South	112	18.70%	163	27.21%	49	8.18%	275	45.91%	599	26	4.16%	625	1.95%
10	Seventeen Mile Rocks	326	13.40%	903	37.11%	153	6.29%	1,051	43.20%	2,433	58	2.33%	2,491	7.78%
11	Sinnamon	122	12.04%	446	44.03%	60	5.92%	385	38.01%	1,013	18	1.75%	1,031	3.22%
12	Brisbane CBD All-Districts Centre	16	34.04%	11	23.40%	2	4.26%	18	38.30%	47	2	4.08%	49	0.15%
13	Bundaberg All-Districts Centre	0	0.00%	0	0.00%	0	0.00%	0	0.00%	0	0	0.00%	0	0.00%
14	Burleigh All-Districts Centre	0	0.00%	2	50.00%	1	25.00%	1	25.00%	4	0	0.00%	4	0.01%
15	Cairns All-Districts Centre	0	0.00%	0	0.00%	0	0.00%	0	0.00%	0	0	0.00%	0	0.00%
16	East Brisbane All-Districts Centre	1	9.09%	3	27.27%	0	0.00%	7	63.64%	11	0	0.00%	11	0.03%
17	Hervey Bay All-Districts Centre	0	0.00%	0	0.00%	1	100.00%	0	0.00%	1	0	0.00%	1	0.00%
18	Mackay All-Districts Centre	0	0.00%	0	0.00%	0	0.00%	2	100.00%	2	0	0.00%	2	0.01%
19	Maroochydore All-Districts Centre	0	0.00%	2	100.00%	0	0.00%	0	0.00%	2	1	33.33%	3	0.01%
20	Morayfield All-Districts Centre	0	0.00%	0	0.00%	0	0.00%	0	0.00%	0	0	0.00%	0	0.00%
21	Noosa All-Districts Centre	2	40.00%	2	40.00%	0	0.00%	1	20.00%	5	0	0.00%	5	0.02%
22	Oodgeroo All-Districts Centre	1	100.00%	0	0.00%	0	0.00%	0	0.00%	1	0	0.00%	1	0.00%
23	Redcliffe All-Districts Centre	0	0.00%	0	0.00%	0	0.00%	0	0.00%	0	0	0.00%	0	0.00%
24	Southport All-Districts Centre	0	0.00%	1	100.00%	0	0.00%	0	0.00%	1	0	0.00%	1	0.00%
25	Telephone Voting	0	0.00%	1	20.00%	1	20.00%	3	60.00%	5	0	0.00%	5	0.02%
26	Townsville All-Districts Centre	0	0.00%	0	0.00%	0	0.00%	0	0.00%	0	0	0.00%	0	0.00%
27	Vulture Street All-Districts Centre	2	40.00%	1	20.00%	0	0.00%	2	40.00%	5	1	16.67%	6	0.02%
28	Woolloongabba All-Districts Centre	4	50.00%	2	25.00%	0	0.00%	2	25.00%	8	1	11.11%	9	0.03%
29	Brisbane CBD All-Districts Centre Pre-Poll	121	17.26%	243	34.66%	30	4.28%	307	43.79%	701	11	1.54%	712	2.22%
30	Bundaberg All-Districts Centre Pre-Poll	0	0.00%	1	33.33%	0	0.00%	2	66.67%	3	0	0.00%	3	0.01%
31	Burleigh All-Districts Centre Pre-Poll	0	0.00%	0	0.00%	0	0.00%	2	100.00%	2	1	33.33%	3	0.01%
32	Cairns All-Districts Centre Pre-Poll	0	0.00%	2	40.00%	0	0.00%	3	60.00%	5	0	0.00%	5	0.02%
33	Electoral Visit	12	9.92%	67	55.37%	10	8.26%	32	26.45%	121	4	3.20%	125	0.39%
34	Hervey Bay All-Districts Centre Pre-poll	1	25.00%	2	50.00%	0	0.00%	1	25.00%	4	0	0.00%	4	0.01%
35	Mackay All-Districts Centre Pre-Poll	0	0.00%	1	50.00%	1	50.00%	0	0.00%	2	0	0.00%	2	0.01%
36	Maroochydore All-Districts Centre Pre-Poll	2	50.00%	2	50.00%	0	0.00%	0	0.00%	4	0	0.00%	4	0.01%
37	Morayfield All-Districts Centre Pre-poll	0	0.00%	0	0.00%	1	50.00%	1	50.00%	2	0	0.00%	2	0.01%
38	Noosa All-Districts Centre Pre-Poll	2	18.18%	5	45.45%	1	9.09%	3	27.27%	11	0	0.00%	11	0.03%
39	Oodgeroo All-Districts Centre Pre-Poll	2	66.67%	0	0.00%	1	33.33%	0	0.00%	3	1	25.00%	4	0.01%
40	Redcliffe All-Districts Centre Pre-Poll	1	25.00%	1	25.00%	0	0.00%	2	50.00%	4	0	0.00%	4	0.01%
41	Southport All-Districts Centre Pre-Poll	1	11.11%	7	77.78%	0	0.00%	1	11.11%	9	0	0.00%	9	0.03%
42	Telephone Voting - Pre-poll	0	0.00%	2	33.33%	0	0.00%	4	66.67%	6	0	0.00%	6	0.02%
43	Townsville All-Districts Centre Pre-Poll	2	16.67%	6	50.00%	1	8.33%	3	25.00%	12	1	7.69%	13	0.04%
44	eAssist - Coorparoo Pre-Poll	0	0.00%	0	0.00%	0	0.00%	3	100.00%	3	0	0.00%	3	0.01%
45	Returning Officer Mount Ommaney Pre-Poll	462	7.83%	2,664	45.14%	478	8.10%	2,297	38.93%	5,901	96	1.60%	5,997	18.72%
46	Returning Officer Algester Pre-Poll	0	0.00%	0	0.00%	0	0.00%	0	0.00%	0	0	0.00%	0	0.00%
47	Returning Officer Aspley Pre-Poll	1	25.00%	1	25.00%	2	50.00%	0	0.00%	4	0	0.00%	4	0.01%
48	Returning Officer Bancroft Pre-Poll	0	0.00%	1	100.00%	0	0.00%	0	0.00%	1	0	0.00%	1	0.00%
49	Returning Officer Barron River Pre-Poll	0	0.00%	0	0.00%	0	0.00%	1	100.00%	1	0	0.00%	1	0.00%
50	Returning Officer Bonney Pre-Poll	0	0.00%	0	0.00%	0	0.00%	0	0.00%	0	0	0.00%	0	0.00%
51	Returning Officer Broadwater Pre-Poll	0	0.00%	0	0.00%	0	0.00%	1	100.00%	1	0	0.00%	1	0.00%
52	Returning Officer Buderim Pre-Poll	0	0.00%	1	50.00%	1	50.00%	0	0.00%	2	0	0.00%	2	0.01%
53	Returning Officer Bulimba Pre-Poll	2	66.67%	1	33.33%	0	0.00%	0	0.00%	3	0	0.00%	3	0.01%
54	Returning Officer Bundaberg Pre-Poll	0	0.00%	0	0.00%	0	0.00%	0	0.00%	0	0	0.00%	0	0.00%
55	Returning Officer Bundamba Pre-Poll	2	15.38%	6	46.15%	0	0.00%	5	38.46%	13	0	0.00%	13	0.04%
56	Returning Officer Burdekin Pre-Poll	0	0.00%	0	0.00%	0	0.00%	0	0.00%	0	0	0.00%	0	0.00%
57	Returning Officer Burleigh Pre-Poll	0	0.00%	0	0.00%	0	0.00%	0	0.00%	0	0	0.00%	0	0.00%
58	Returning Officer Burnett Pre-Poll	0	0.00%	0	0.00%	0	0.00%	0	0.00%	0	0	0.00%	0	0.00%
59	Returning Officer Cairns Pre-Poll	0	0.00%	0	0.00%	0	0.00%	0	0.00%	0	0	0.00%	0	0.00%
60	Returning Officer Callide Pre-Poll	0	0.00%	0	0.00%	0	0.00%	0	0.00%	0	0	0.00%	0	0.00%
61	Returning Officer Caloundra Pre-Poll	0	0.00%	0	0.00%	4	80.00%	1	20.00%	5	0	0.00%	5	0.02%
62	Returning Officer Capalaba Pre-Poll	1	33.33%	1	33.33%	0	0.00%	1	33.33%	3	0	0.00%	3	0.01%

63	Returning Officer Chatsworth Pre-Poll	1	33.33%	1	33.33%	0	0.00%	1	33.33%	3	0	0.00%	3	0.01%
64	Returning Officer Clayfield Pre-Poll	1	11.11%	4	44.44%	2	22.22%	2	22.22%	9	0	0.00%	9	0.03%
65	Returning Officer Condamine Pre-Poll	0	0.00%	0	0.00%	0	0.00%	0	0.00%	0	0	0.00%	0	0.00%
66	Returning Officer Cook Pre-Poll	0	0.00%	0	0.00%	0	0.00%	0	0.00%	0	0	0.00%	0	0.00%
67	Returning Officer Coomera Pre-Poll	0	0.00%	0	0.00%	0	0.00%	0	0.00%	0	0	0.00%	0	0.00%
68	Returning Officer Cooper Pre-Poll	5	22.73%	9	40.91%	1	4.55%	7	31.82%	22	2	8.33%	24	0.07%
69	Returning Officer Currumbin Pre-Poll	0	0.00%	1	100.00%	0	0.00%	0	0.00%	1	0	0.00%	1	0.00%
70	Returning Officer Everton Pre-Poll	0	0.00%	1	50.00%	0	0.00%	1	50.00%	2	0	0.00%	2	0.01%
71	Returning Officer Ferny Grove Pre-Poll	0	0.00%	0	0.00%	0	0.00%	0	0.00%	0	0	0.00%	0	0.00%
72	Returning Officer Gaven Pre-Poll	1	100.00%	0	0.00%	0	0.00%	0	0.00%	1	0	0.00%	1	0.00%
73	Returning Officer Gladstone Pre-Poll	1	100.00%	0	0.00%	0	0.00%	0	0.00%	1	0	0.00%	1	0.00%
74	Returning Officer Glass House Pre-Poll	1	100.00%	0	0.00%	0	0.00%	0	0.00%	1	0	0.00%	1	0.00%
75	Returning Officer Greenslopes Pre-Poll	1	16.67%	1	16.67%	0	0.00%	4	66.67%	6	0	0.00%	6	0.02%
76	Returning Officer Gregory Pre-Poll	0	0.00%	0	0.00%	0	0.00%	0	0.00%	0	0	0.00%	0	0.00%
77	Returning Officer Gympie Pre-Poll	0	0.00%	0	0.00%	0	0.00%	0	0.00%	0	0	0.00%	0	0.00%
78	Returning Officer Hervey Bay Pre-Poll	1	25.00%	2	50.00%	0	0.00%	1	25.00%	4	0	0.00%	4	0.01%
79	Returning Officer Hill Pre-Poll	0	0.00%	0	0.00%	0	0.00%	0	0.00%	0	0	0.00%	0	0.00%
80	Returning Officer Hinchinbrook Pre-Poll	0	0.00%	1	100.00%	0	0.00%	0	0.00%	1	0	0.00%	1	0.00%
81	Returning Officer Inala Pre-Poll	21	14.79%	22	15.49%	20	14.08%	79	55.63%	142	2	1.39%	144	0.45%
82	Returning Officer Ipswich Pre-Poll	2	8.00%	9	36.00%	2	8.00%	12	48.00%	25	0	0.00%	25	0.08%
83	Returning Officer Ipswich West Pre-Poll	0	0.00%	0	0.00%	0	0.00%	0	0.00%	0	0	0.00%	0	0.00%
84	Returning Officer Jordan Pre-Poll	1	5.00%	8	40.00%	3	15.00%	8	40.00%	20	0	0.00%	20	0.06%
85	Returning Officer Kawana Pre-Poll	0	0.00%	2	66.67%	1	33.33%	0	0.00%	3	0	0.00%	3	0.01%
86	Returning Officer Keppel Pre-Poll	0	0.00%	2	100.00%	0	0.00%	0	0.00%	2	0	0.00%	2	0.01%
87	Returning Officer Kurwongbah Pre-Poll	0	0.00%	1	50.00%	0	0.00%	1	50.00%	2	0	0.00%	2	0.01%
88	Returning Officer Lockyer Pre-Poll	0	0.00%	2	50.00%	0	0.00%	2	50.00%	4	0	0.00%	4	0.01%
89	Returning Officer Logan Pre-Poll	0	0.00%	0	0.00%	1	50.00%	1	50.00%	2	0	0.00%	2	0.01%
90	Returning Officer Lytton Pre-Poll	0	0.00%	2	50.00%	0	0.00%	2	50.00%	4	0	0.00%	4	0.01%
91	Returning Officer Macalister Pre-Poll	0	0.00%	0	0.00%	0	0.00%	0	0.00%	0	0	0.00%	0	0.00%
92	Returning Officer Mackay Pre-Poll	0	0.00%	0	0.00%	0	0.00%	0	0.00%	0	0	0.00%	0	0.00%
93	Returning Officer Maiwar Pre-Poll	8	11.27%	29	40.85%	6	8.45%	28	39.44%	71	1	1.39%	72	0.22%
94	Returning Officer Mansfield Pre-Poll	0	0.00%	4	57.14%	0	0.00%	3	42.86%	7	0	0.00%	7	0.02%
95	Returning Officer Maroochydore Pre-Poll	0	0.00%	0	0.00%	0	0.00%	0	0.00%	0	0	0.00%	0	0.00%
96	Returning Officer Maryborough Pre-Poll	0	0.00%	1	100.00%	0	0.00%	0	0.00%	1	0	0.00%	1	0.00%
97	Returning Officer Mcconnel Pre-Poll	2	14.29%	4	28.57%	1	7.14%	7	50.00%	14	0	0.00%	14	0.04%
98	Returning Officer Mermaid Beach Pre-Poll	0	0.00%	2	100.00%	0	0.00%	0	0.00%	2	0	0.00%	2	0.01%
99	Returning Officer Miller Pre-Poll	14	13.08%	52	48.60%	11	10.28%	30	28.04%	107	1	0.93%	108	0.34%
100	Returning Officer Mirani Pre-Poll	0	0.00%	0	0.00%	0	0.00%	0	0.00%	0	0	0.00%	0	0.00%
101	Returning Officer Moggill Pre-Poll	8	20.00%	16	40.00%	0	0.00%	16	40.00%	40	2	4.76%	42	0.13%
102	Returning Officer Morayfield Pre-Poll	0	0.00%	0	0.00%	0	0.00%	0	0.00%	0	0	0.00%	0	0.00%
103	Returning Officer Mudgeeraba Pre-Poll	0	0.00%	0	0.00%	0	0.00%	0	0.00%	0	0	0.00%	0	0.00%
104	Returning Officer Mulgrave Pre-Poll	0	0.00%	0	0.00%	0	0.00%	0	0.00%	0	0	0.00%	0	0.00%
105	Returning Officer Mundingburra Pre-Poll	0	0.00%	0	0.00%	0	0.00%	0	0.00%	0	0	0.00%	0	0.00%
106	Returning Officer Murrumba Pre-Poll	1	33.33%	1	33.33%	0	0.00%	1	33.33%	3	0	0.00%	3	0.01%
107	Returning Officer Nanango Pre-Poll	0	0.00%	0	0.00%	0	0.00%	0	0.00%	0	0	0.00%	0	0.00%
108	Returning Officer Nicklin Pre-Poll	0	0.00%	0	0.00%	0	0.00%	0	0.00%	0	0	0.00%	0	0.00%
109	Returning Officer Ninderry Pre-Poll	0	0.00%	0	0.00%	0	0.00%	1	100.00%	1	0	0.00%	1	0.00%
110	Returning Officer Noosa Pre-Poll	0	0.00%	0	0.00%	0	0.00%	0	0.00%	0	0	0.00%	0	0.00%
111	Returning Officer Nudgee Pre-Poll	0	0.00%	2	100.00%	0	0.00%	0	0.00%	2	0	0.00%	2	0.01%
112	Returning Officer Oodgeroo Pre-Poll	0	0.00%	0	0.00%	0	0.00%	0	0.00%	0	0	0.00%	0	0.00%
113	Returning Officer Pine Rivers Pre-Poll	0	0.00%	0	0.00%	0	0.00%	1	100.00%	1	0	0.00%	1	0.00%
114	Returning Officer Pumicestone Pre-Poll	0	0.00%	0	0.00%	0	0.00%	1	100.00%	1	0	0.00%	1	0.00%
115	Returning Officer Redcliffe Pre-Poll	0	0.00%	0	0.00%	0	0.00%	0	0.00%	0	0	0.00%	0	0.00%
116	Returning Officer Redlands Pre-Poll	0	0.00%	1	100.00%	0	0.00%	0	0.00%	1	0	0.00%	1	0.00%
117	Returning Officer Rockhampton Pre-Poll	0	0.00%	1	50.00%	0	0.00%	1	50.00%	2	0	0.00%	2	0.01%
118	Returning Officer Sandgate Pre-Poll	0	0.00%	0	0.00%	0	0.00%	1	100.00%	1	0	0.00%	1	0.00%
119	Returning Officer Scenic Rim Pre-Poll	0	0.00%	0	0.00%	0	0.00%	2	100.00%	2	0	0.00%	2	0.01%
120	Returning Officer South Brisbane Pre-Poll	2	18.18%	7	63.64%	0	0.00%	2	18.18%	11	0	0.00%	11	0.03%
121	Returning Officer Southern Downs Pre-Poll	0	0.00%	1	100.00%	0	0.00%	0	0.00%	1	0	0.00%	1	0.00%
122	Returning Officer Southport Pre-Poll	0	0.00%	0	0.00%	0	0.00%	0	0.00%	0	0	0.00%	0	0.00%
123	Returning Officer Springwood Pre-Poll	1	33.33%	1	33.33%	0	0.00%	1	33.33%	3	0	0.00%	3	0.01%
124	Returning Officer Stafford Pre-Poll	2	40.00%	2	40.00%	0	0.00%	1	20.00%	5	0	0.00%	5	0.02%
125	Returning Officer Stretton Pre-Poll	0	0.00%	3	50.00%	3	50.00%	0	0.00%	6	0	0.00%	6	0.02%
126	Returning Officer Surfers Paradise Pre-Poll	1	100.00%	0	0.00%	0	0.00%	0	0.00%	1	0	0.00%	1	0.00%
127	Returning Officer Theodore Pre-Poll	0	0.00%	0	0.00%	0	0.00%	0	0.00%	0	0	0.00%	0	0.00%
128	Returning Officer Thuringowa Pre-Poll	0	0.00%	0	0.00%	0	0.00%	0	0.00%	0	0	0.00%	0	0.00%
129	Returning Officer Toohey Pre-Poll	1	12.50%	3	37.50%	1	12.50%	3	37.50%	8	0	0.00%	8	0.02%
130	Returning Officer Toowoomba North Pre-Poll	0	0.00%	0	0.00%	0	0.00%	0	0.00%	0	0	0.00%	0	0.00%
131	Returning Officer Toowoomba South Pre-Poll	0	0.00%	0	0.00%	0	0.00%	1	100.00%	1	0	0.00%	1	0.00%
132	Returning Officer Townsville Pre-Poll	2	16.67%	6	50.00%	1	8.33%	3	25.00%	12	1	7.69%	13	0.04%
133	Returning Officer Traeger Pre-Poll	0	0.00%	0	0.00%	0	0.00%	0	0.00%	0	0	0.00%	0	0.00%

134	Returning Officer Warrego Pre-Poll	0	0.00%	0	0.00%	0	0.00%	0	0.00%	0	0	0.00%	0	0.00%
135	Returning Officer Waterford Pre-Poll	0	0.00%	0	0.00%	0	0.00%	0	0.00%	0	0	0.00%	0	0.00%
136	Returning Officer Whitsunday Pre-Poll	0	0.00%	0	0.00%	0	0.00%	0	0.00%	0	0	0.00%	0	0.00%
137	Returning Officer Woodridge Pre-Poll	1	20.00%	4	80.00%	0	0.00%	0	0.00%	5	0	0.00%	5	0.02%
	Polling Booth Totals	**3,531**	**13.35%**	**9,606**	**36.31%**	**1,835**	**6.94%**	**11,486**	**43.41%**	**26,458**	**843**	**3.09%**	**27,301**	**85.23%**
	Postal, Special Postal, Unenrolled Votes	326	11.58%	1,159	41.19%	270	9.59%	1,059	37.63%	2,814	171	5.73%	2,985	9.32%
	Pre-Poll (In Person) Absent Votes	29	22.48%	41	31.78%	9	6.98%	50	38.76%	129	7	5.15%	136	0.42%
	Polling Day Absent Votes	302	21.63%	417	29.87%	124	8.88%	553	39.61%	1,396	56	3.86%	1,452	4.53%
	Declared Institution Votes	8	11.43%	25	35.71%	7	10.00%	30	42.86%	70	4	5.41%	74	0.23%
	Polling Day Declaration Votes	15	18.99%	22	27.85%	5	6.33%	37	46.84%	79	7	8.14%	86	0.27%
	Uncertain Identity	0	0.00%	0	0.00%	0	0.00%	0	0.00%	0	0	0.00%	0	0.00%
	Declaration and Pre-Poll Votes Totals	**680**	**15.15%**	**1,664**	**37.08%**	**415**	**9.25%**	**1,729**	**38.52%**	**4,488**	**245**	**5.18%**	**4,733**	**14.77%**
	Total First Preference Votes	**4,211**	**13.61%**	**11,270**	**36.42%**	**2,250**	**7.27%**	**13,215**	**42.70%**	**30,946**	**1,088**	**3.40%**	**32,034**	**100.00%**

Distribution of Preferences

Preference Distribution	MULKEARNS Jenny Votes	%	SMITH Tarnya Votes	%	EUGARDE Ian Votes	%	* PUGH Jess Votes	%	Votes remaining in count	Exhausted Votes	%	Total Formal Votes
First Preference Votes	4,211	13.61%	11,270	36.42%	2,250	7.27%	13,215	42.70%	30,946			30,946
EUGARDE Excluded (1st)	**394**	**17.51%**	**1,266**	**56.27%**			**590**	**26.22%**	**2,250**	**0**	**0.00%**	**2,250**
Total	4,605	14.88%	12,536	40.51%			13,805	44.61%	30,946	0	0.00%	30,946
MULKEARNS Excluded (2nd)			**1,155**	**25.08%**			**3,450**	**74.92%**	**4,605**	**0**	**0.00%**	**4,605**
District Total			**13,691**	**44.24%**			**17,255**	**55.76%**	**30,946**	**0**	**0.00%**	**30,946**

*** Indicates the winner**

59 - Electoral District of Mudgeeraba

First Preference Votes Polled for each Candidate at each Polling Booth

Booth No.	Polling Booth	TAYLOR Paul ALP Votes	%	PEAD Jill Votes	%	LIDDELL Andrew ONP Votes	%	SHERWOOD Bill Votes	%	DUNCAN Rod GRN Votes	%	* BATES Ros LNP Votes	%	Total Formal Votes	Informal Votes	%	Total Votes	% of Total Votes
1	Bonogin	421	20.86%	23	1.14%	415	20.56%	25	1.24%	189	9.37%	945	46.83%	2,018	77	3.68%	2,095	6.69%
2	Carrara	55	23.81%	5	2.16%	27	11.69%	3	1.30%	14	6.06%	127	54.98%	231	8	3.35%	239	0.76%
3	Gilston	327	22.80%	16	1.12%	305	21.27%	22	1.53%	164	11.44%	600	41.84%	1,434	63	4.21%	1,497	4.78%
4	Merrimac	582	26.18%	32	1.44%	384	17.27%	58	2.61%	196	8.82%	971	43.68%	2,223	178	7.41%	2,401	7.66%
5	Mudgeeraba	462	23.69%	24	1.23%	344	17.64%	34	1.74%	237	12.15%	849	43.54%	1,950	90	4.41%	2,040	6.51%
6	Mudgeeraba School	681	19.17%	28	0.79%	719	20.24%	188	5.29%	347	9.77%	1,590	44.75%	3,553	186	4.97%	3,739	11.93%
7	Nerang West	94	24.42%	4	1.04%	89	23.12%	12	3.12%	57	14.81%	129	33.51%	385	28	6.78%	413	1.32%
8	Reedy Creek	773	26.26%	24	0.82%	470	15.96%	32	1.09%	225	7.64%	1,420	48.23%	2,944	180	5.76%	3,124	9.97%
9	Robina	157	30.60%	12	2.34%	73	14.23%	13	2.53%	43	8.38%	215	41.91%	513	37	6.73%	550	1.76%
10	Robina Town	485	26.23%	32	1.73%	198	10.71%	21	1.14%	231	12.49%	882	47.70%	1,849	115	5.86%	1,964	6.27%
11	Springbrook	90	30.41%	3	1.01%	51	17.23%	13	4.39%	49	16.55%	90	30.41%	296	12	3.90%	308	0.98%
12	Varsity	57	34.76%	6	3.66%	20	12.20%	0	0.00%	15	9.15%	66	40.24%	164	17	9.39%	181	0.58%
13	Varsity Lakes	40	36.04%	4	3.60%	14	12.61%	2	1.80%	10	9.01%	41	36.94%	111	12	9.76%	123	0.39%
14	William Duncan	56	27.18%	4	1.94%	42	20.39%	4	1.94%	30	14.56%	70	33.98%	206	14	6.36%	220	0.70%
15	Brisbane CBD All-Districts Centre	2	25.00%	0	0.00%	2	25.00%	0	0.00%	1	12.50%	3	37.50%	8	1	11.11%	9	0.03%
16	Bundaberg All-Districts Centre	0	0.00%	0	0.00%	0	0.00%	0	0.00%	0	0.00%	0	0.00%	0	0	0.00%	0	0.00%
17	Burleigh All-Districts Centre	11	21.15%	0	0.00%	9	17.31%	1	1.92%	8	15.38%	23	44.23%	52	3	5.45%	55	0.18%
18	Cairns All-Districts Centre	0	0.00%	0	0.00%	0	0.00%	0	0.00%	0	0.00%	0	0.00%	0	0	0.00%	0	0.00%
19	East Brisbane All-Districts Centre	0	0.00%	0	0.00%	1	16.67%	0	0.00%	0	0.00%	5	83.33%	6	1	14.29%	7	0.02%
20	Hervey Bay All-Districts Centre	0	0.00%	0	0.00%	0	0.00%	0	0.00%	0	0.00%	0	0.00%	0	0	0.00%	0	0.00%
21	Mackay All-Districts Centre	0	0.00%	0	0.00%	0	0.00%	0	0.00%	0	0.00%	0	0.00%	0	0	0.00%	0	0.00%
22	Maroochydore All-Districts Centre	0	0.00%	0	0.00%	0	0.00%	0	0.00%	0	0.00%	2	100.00%	2	0	0.00%	2	0.01%
23	Morayfield All-Districts Centre	0	0.00%	0	0.00%	0	0.00%	0	0.00%	0	0.00%	1	100.00%	1	0	0.00%	1	0.00%
24	Noosa All-Districts Centre	0	0.00%	0	0.00%	0	0.00%	0	0.00%	0	0.00%	0	0.00%	0	0	0.00%	0	0.00%
25	Oodgeroo All-Districts Centre	0	0.00%	0	0.00%	0	0.00%	0	0.00%	0	0.00%	1	100.00%	1	0	0.00%	1	0.00%
26	Redcliffe All-Districts Centre	0	0.00%	0	0.00%	0	0.00%	0	0.00%	0	0.00%	0	0.00%	0	0	0.00%	0	0.00%
27	Southport All-Districts Centre	4	23.53%	0	0.00%	4	23.53%	0	0.00%	1	5.88%	8	47.06%	17	0	0.00%	17	0.05%
28	Telephone Voting	3	27.27%	0	0.00%	4	36.36%	0	0.00%	0	0.00%	4	36.36%	11	0	0.00%	11	0.04%
29	Townsville All-Districts Centre	0	0.00%	0	0.00%	0	0.00%	0	0.00%	0	0.00%	0	0.00%	0	0	0.00%	0	0.00%
30	Vulture Street All-Districts Centre	0	0.00%	0	0.00%	0	0.00%	0	0.00%	0	0.00%	0	0.00%	0	0	0.00%	0	0.00%
31	Woolloongabba All-Districts Centre	2	33.33%	0	0.00%	0	0.00%	0	0.00%	0	0.00%	4	66.67%	6	0	0.00%	6	0.02%
32	Brisbane CBD All-Districts Centre Pre-Poll	30	46.88%	1	1.56%	3	4.69%	2	3.13%	11	17.19%	17	26.56%	64	1	1.54%	65	0.21%
33	Bundaberg All-Districts Centre Pre-Poll	2	40.00%	0	0.00%	2	40.00%	0	0.00%	0	0.00%	1	20.00%	5	0	0.00%	5	0.02%
34	Burleigh All-Districts Centre Pre-Poll	524	23.69%	47	2.12%	345	15.60%	35	1.58%	193	8.73%	1,068	48.28%	2,212	102	4.41%	2,314	7.38%
35	Cairns All-Districts Centre Pre-Poll	0	0.00%	0	0.00%	1	100.00%	0	0.00%	0	0.00%	0	0.00%	1	0	0.00%	1	0.00%
36	Electoral Visit	21	16.67%	2	1.59%	7	5.56%	5	3.97%	2	1.59%	89	70.63%	126	9	6.67%	135	0.43%
37	Hervey Bay All-Districts Centre Pre-poll	0	0.00%	0	0.00%	1	33.33%	0	0.00%	1	33.33%	1	33.33%	3	0	0.00%	3	0.01%
38	Mackay All-Districts Centre Pre-Poll	2	40.00%	0	0.00%	1	20.00%	0	0.00%	1	20.00%	1	20.00%	5	0	0.00%	5	0.02%
39	Maroochydore All-Districts Centre Pre-Poll	0	0.00%	0	0.00%	1	50.00%	0	0.00%	0	0.00%	1	50.00%	2	0	0.00%	2	0.01%
40	Morayfield All-Districts Centre Pre-poll	1	33.33%	0	0.00%	1	33.33%	0	0.00%	0	0.00%	1	33.33%	3	0	0.00%	3	0.01%
41	Noosa All-Districts Centre Pre-Poll	0	0.00%	0	0.00%	1	100.00%	0	0.00%	0	0.00%	0	0.00%	1	0	0.00%	1	0.00%
42	Oodgeroo All-Districts Centre Pre-Poll	1	50.00%	0	0.00%	0	0.00%	0	0.00%	0	0.00%	1	50.00%	2	0	0.00%	2	0.01%
43	Redcliffe All-Districts Centre Pre-Poll	0	0.00%	0	0.00%	0	0.00%	0	0.00%	0	0.00%	1	100.00%	1	0	0.00%	1	0.00%
44	Southport All-Districts Centre Pre-Poll	177	25.62%	11	1.59%	108	15.63%	14	2.03%	67	9.70%	314	45.44%	691	21	2.95%	712	2.27%
45	Telephone Voting - Pre-poll	2	22.22%	0	0.00%	1	11.11%	0	0.00%	0	0.00%	6	66.67%	9	0	0.00%	9	0.03%
46	Townsville All-Districts Centre Pre-Poll	1	25.00%	0	0.00%	0	0.00%	0	0.00%	0	0.00%	3	75.00%	4	0	0.00%	4	0.01%
47	eAssist - Coorparoo Pre-Poll	0	0.00%	0	0.00%	0	0.00%	0	0.00%	1	100.00%	0	0.00%	1	0	0.00%	1	0.00%
48	Returning Officer Mudgeeraba Pre-Poll	579	19.16%	21	0.69%	640	21.18%	44	1.46%	163	5.39%	1,575	52.12%	3,022	77	2.48%	3,099	9.89%
49	Returning Officer Algester Pre-Poll	0	0.00%	0	0.00%	0	0.00%	0	0.00%	0	0.00%	0	0.00%	0	0	0.00%	0	0.00%
50	Returning Officer Aspley Pre-Poll	0	0.00%	0	0.00%	0	0.00%	0	0.00%	0	0.00%	1	100.00%	1	0	0.00%	1	0.00%
51	Returning Officer Bancroft Pre-Poll	0	0.00%	0	0.00%	0	0.00%	0	0.00%	0	0.00%	0	0.00%	0	0	0.00%	0	0.00%
52	Returning Officer Barron River Pre-Poll	0	0.00%	0	0.00%	0	0.00%	0	0.00%	0	0.00%	0	0.00%	0	0	0.00%	0	0.00%
53	Returning Officer Bonney Pre-Poll	5	31.25%	0	0.00%	3	18.75%	0	0.00%	2	12.50%	6	37.50%	16	3	15.79%	19	0.06%
54	Returning Officer Broadwater Pre-Poll	11	28.21%	1	2.56%	9	23.08%	1	2.56%	2	5.13%	15	38.46%	39	1	2.50%	40	0.13%
55	Returning Officer Buderim Pre-Poll	0	0.00%	0	0.00%	0	0.00%	0	0.00%	0	0.00%	0	0.00%	0	0	0.00%	0	0.00%
56	Returning Officer Bulimba Pre-Poll	1	25.00%	0	0.00%	2	50.00%	0	0.00%	0	0.00%	1	25.00%	4	0	0.00%	4	0.01%
57	Returning Officer Bundaberg Pre-Poll	0	0.00%	0	0.00%	0	0.00%	0	0.00%	0	0.00%	0	0.00%	0	0	0.00%	0	0.00%
58	Returning Officer Bundamba Pre-Poll	1	100.00%	0	0.00%	0	0.00%	0	0.00%	0	0.00%	0	0.00%	1	0	0.00%	1	0.00%
59	Returning Officer Burdekin Pre-Poll	0	0.00%	0	0.00%	0	0.00%	0	0.00%	0	0.00%	0	0.00%	0	0	0.00%	0	0.00%
60	Returning Officer Burleigh Pre-Poll	0	0.00%	0	0.00%	0	0.00%	0	0.00%	0	0.00%	0	0.00%	0	0	0.00%	0	0.00%
61	Returning Officer Burnett Pre-Poll	0	0.00%	0	0.00%	0	0.00%	0	0.00%	0	0.00%	0	0.00%	0	0	0.00%	0	0.00%
62	Returning Officer Cairns Pre-Poll	0	0.00%	0	0.00%	0	0.00%	0	0.00%	0	0.00%	0	0.00%	0	0	0.00%	0	0.00%
63	Returning Officer Callide Pre-Poll	0	0.00%	0	0.00%	0	0.00%	0	0.00%	0	0.00%	0	0.00%	0	0	0.00%	0	0.00%
64	Returning Officer Caloundra Pre-Poll	0	0.00%	0	0.00%	0	0.00%	0	0.00%	0	0.00%	0	0.00%	0	0	0.00%	0	0.00%
65	Returning Officer Capalaba Pre-Poll	0	0.00%	0	0.00%	0	0.00%	0	0.00%	0	0.00%	0	0.00%	0	0	0.00%	0	0.00%
66	Returning Officer Chatsworth Pre-Poll	0	0.00%	0	0.00%	0	0.00%	0	0.00%	0	0.00%	0	0.00%	0	0	0.00%	0	0.00%
67	Returning Officer Clayfield Pre-Poll	1	100.00%	0	0.00%	0	0.00%	0	0.00%	0	0.00%	0	0.00%	1	0	0.00%	1	0.00%
68	Returning Officer Condamine Pre-Poll	1	100.00%	0	0.00%	0	0.00%	0	0.00%	0	0.00%	0	0.00%	1	0	0.00%	1	0.00%
69	Returning Officer Cook Pre-Poll	0	0.00%	0	0.00%	0	0.00%	0	0.00%	0	0.00%	1	100.00%	1	0	0.00%	1	0.00%
70	Returning Officer Coomera Pre-Poll	2	16.67%	0	0.00%	2	16.67%	2	16.67%	2	16.67%	4	33.33%	12	0	0.00%	12	0.04%
71	Returning Officer Cooper Pre-Poll	1	100.00%	0	0.00%	0	0.00%	0	0.00%	0	0.00%	0	0.00%	1	0	0.00%	1	0.00%
72	Returning Officer Currumbin Pre-Poll	10	28.57%	1	2.86%	4	11.43%	1	2.86%	2	5.71%	17	48.57%	35	2	5.41%	37	0.12%

73	Returning Officer Everton Pre-Poll	0	0.00%	0	0.00%	0	0.00%	0	0.00%	0	0.00%	0	0.00%	0	0	0.00%	0	0.00%
74	Returning Officer Ferny Grove Pre-Poll	0	0.00%	0	0.00%	0	0.00%	0	0.00%	0	0.00%	1	100.00%	1	0	0.00%	1	0.00%
75	Returning Officer Gaven Pre-Poll	106	27.46%	5	1.30%	82	21.24%	9	2.33%	28	7.25%	156	40.41%	386	19	4.69%	405	1.29%
76	Returning Officer Gladstone Pre-Poll	1	50.00%	0	0.00%	0	0.00%	0	0.00%	0	0.00%	1	50.00%	2	0	0.00%	2	0.01%
77	Returning Officer Glass House Pre-Poll	0	0.00%	0	0.00%	0	0.00%	0	0.00%	0	0.00%	0	0.00%	0	0	0.00%	0	0.00%
78	Returning Officer Greenslopes Pre-Poll	0	0.00%	0	0.00%	0	0.00%	0	0.00%	0	0.00%	0	0.00%	0	0	0.00%	0	0.00%
79	Returning Officer Gregory Pre-Poll	0	0.00%	0	0.00%	0	0.00%	0	0.00%	0	0.00%	0	0.00%	0	0	0.00%	0	0.00%
80	Returning Officer Gympie Pre-Poll	0	0.00%	0	0.00%	1	100.00%	0	0.00%	0	0.00%	0	0.00%	1	0	0.00%	1	0.00%
81	Returning Officer Hervey Bay Pre-Poll	0	0.00%	0	0.00%	0	0.00%	0	0.00%	0	0.00%	0	0.00%	0	0	0.00%	0	0.00%
82	Returning Officer Hill Pre-Poll	0	0.00%	0	0.00%	0	0.00%	0	0.00%	0	0.00%	0	0.00%	0	0	0.00%	0	0.00%
83	Returning Officer Hinchinbrook Pre-Poll	1	100.00%	0	0.00%	0	0.00%	0	0.00%	0	0.00%	0	0.00%	1	0	0.00%	1	0.00%
84	Returning Officer Inala Pre-Poll	0	0.00%	0	0.00%	1	100.00%	0	0.00%	0	0.00%	0	0.00%	1	0	0.00%	1	0.00%
85	Returning Officer Ipswich Pre-Poll	0	0.00%	0	0.00%	0	0.00%	0	0.00%	1	100.00%	0	0.00%	1	1	50.00%	2	0.01%
86	Returning Officer Ipswich West Pre-Poll	0	0.00%	0	0.00%	0	0.00%	0	0.00%	0	0.00%	0	0.00%	0	0	0.00%	0	0.00%
87	Returning Officer Jordan Pre-Poll	0	0.00%	0	0.00%	0	0.00%	0	0.00%	0	0.00%	1	100.00%	1	0	0.00%	1	0.00%
88	Returning Officer Kawana Pre-Poll	0	0.00%	0	0.00%	0	0.00%	0	0.00%	0	0.00%	0	0.00%	0	1	0.00%	1	0.00%
89	Returning Officer Keppel Pre-Poll	0	0.00%	0	0.00%	0	0.00%	0	0.00%	0	0.00%	0	0.00%	0	0	0.00%	0	0.00%
90	Returning Officer Kurwongbah Pre-Poll	0	0.00%	0	0.00%	0	0.00%	0	0.00%	0	0.00%	0	0.00%	0	0	0.00%	0	0.00%
91	Returning Officer Lockyer Pre-Poll	0	0.00%	0	0.00%	0	0.00%	0	0.00%	0	0.00%	0	0.00%	0	0	0.00%	0	0.00%
92	Returning Officer Logan Pre-Poll	0	0.00%	0	0.00%	1	50.00%	0	0.00%	0	0.00%	1	50.00%	2	0	0.00%	2	0.01%
93	Returning Officer Lytton Pre-Poll	0	0.00%	0	0.00%	0	0.00%	0	0.00%	0	0.00%	0	0.00%	0	0	0.00%	0	0.00%
94	Returning Officer Macalister Pre-Poll	0	0.00%	0	0.00%	0	0.00%	0	0.00%	0	0.00%	0	0.00%	0	0	0.00%	0	0.00%
95	Returning Officer Mackay Pre-Poll	0	0.00%	0	0.00%	0	0.00%	0	0.00%	0	0.00%	0	0.00%	0	0	0.00%	0	0.00%
96	Returning Officer Maiwar Pre-Poll	0	0.00%	0	0.00%	0	0.00%	0	0.00%	1	50.00%	1	50.00%	2	0	0.00%	2	0.01%
97	Returning Officer Mansfield Pre-Poll	0	0.00%	0	0.00%	0	0.00%	0	0.00%	0	0.00%	0	0.00%	0	0	0.00%	0	0.00%
98	Returning Officer Maroochydore Pre-Poll	0	0.00%	0	0.00%	0	0.00%	0	0.00%	0	0.00%	0	0.00%	0	0	0.00%	0	0.00%
99	Returning Officer Maryborough Pre-Poll	0	0.00%	0	0.00%	0	0.00%	0	0.00%	0	0.00%	0	0.00%	0	0	0.00%	0	0.00%
100	Returning Officer Mcconnel Pre-Poll	0	0.00%	0	0.00%	0	0.00%	0	0.00%	0	0.00%	0	0.00%	0	1	0.00%	1	0.00%
101	Returning Officer Mermaid Beach Pre-Poll	26	20.31%	6	4.69%	23	17.97%	4	3.13%	9	7.03%	60	46.88%	128	5	3.76%	133	0.42%
102	Returning Officer Miller Pre-Poll	0	0.00%	0	0.00%	1	33.33%	0	0.00%	1	33.33%	1	33.33%	3	0	0.00%	3	0.01%
103	Returning Officer Mirani Pre-Poll	0	0.00%	0	0.00%	0	0.00%	0	0.00%	0	0.00%	0	0.00%	0	0	0.00%	0	0.00%
104	Returning Officer Moggill Pre-Poll	0	0.00%	0	0.00%	0	0.00%	0	0.00%	1	100.00%	0	0.00%	1	0	0.00%	1	0.00%
105	Returning Officer Morayfield Pre-Poll	0	0.00%	0	0.00%	0	0.00%	0	0.00%	0	0.00%	0	0.00%	0	0	0.00%	0	0.00%
106	Returning Officer Mount Ommaney Pre-Poll	0	0.00%	0	0.00%	0	0.00%	0	0.00%	0	0.00%	1	100.00%	1	0	0.00%	1	0.00%
107	Returning Officer Mulgrave Pre-Poll	0	0.00%	0	0.00%	0	0.00%	0	0.00%	0	0.00%	0	0.00%	0	0	0.00%	0	0.00%
108	Returning Officer Mundingburra Pre-Poll	0	0.00%	0	0.00%	0	0.00%	0	0.00%	0	0.00%	0	0.00%	0	0	0.00%	0	0.00%
109	Returning Officer Murrumba Pre-Poll	0	0.00%	0	0.00%	0	0.00%	0	0.00%	0	0.00%	0	0.00%	0	0	0.00%	0	0.00%
110	Returning Officer Nanango Pre-Poll	0	0.00%	0	0.00%	0	0.00%	0	0.00%	0	0.00%	0	0.00%	0	0	0.00%	0	0.00%
111	Returning Officer Nicklin Pre-Poll	0	0.00%	0	0.00%	1	100.00%	0	0.00%	0	0.00%	0	0.00%	1	0	0.00%	1	0.00%
112	Returning Officer Ninderry Pre-Poll	0	0.00%	0	0.00%	0	0.00%	0	0.00%	0	0.00%	0	0.00%	0	0	0.00%	0	0.00%
113	Returning Officer Noosa Pre-Poll	0	0.00%	0	0.00%	0	0.00%	0	0.00%	0	0.00%	0	0.00%	0	0	0.00%	0	0.00%
114	Returning Officer Nudgee Pre-Poll	0	0.00%	0	0.00%	0	0.00%	0	0.00%	0	0.00%	0	0.00%	0	0	0.00%	0	0.00%
115	Returning Officer Oodgeroo Pre-Poll	0	0.00%	0	0.00%	0	0.00%	0	0.00%	0	0.00%	0	0.00%	0	0	0.00%	0	0.00%
116	Returning Officer Pine Rivers Pre-Poll	0	0.00%	0	0.00%	1	50.00%	1	50.00%	0	0.00%	0	0.00%	2	0	0.00%	2	0.01%
117	Returning Officer Pumicestone Pre-Poll	0	0.00%	0	0.00%	0	0.00%	0	0.00%	0	0.00%	1	100.00%	1	0	0.00%	1	0.00%
118	Returning Officer Redcliffe Pre-Poll	0	0.00%	0	0.00%	0	0.00%	0	0.00%	0	0.00%	0	0.00%	0	0	0.00%	0	0.00%
119	Returning Officer Redlands Pre-Poll	0	0.00%	0	0.00%	0	0.00%	0	0.00%	1	100.00%	0	0.00%	1	0	0.00%	1	0.00%
120	Returning Officer Rockhampton Pre-Poll	1	25.00%	0	0.00%	3	75.00%	0	0.00%	0	0.00%	0	0.00%	4	0	0.00%	4	0.01%
121	Returning Officer Sandgate Pre-Poll	1	100.00%	0	0.00%	0	0.00%	0	0.00%	0	0.00%	0	0.00%	1	0	0.00%	1	0.00%
122	Returning Officer Scenic Rim Pre-Poll	0	0.00%	0	0.00%	1	50.00%	0	0.00%	1	50.00%	0	0.00%	2	0	0.00%	2	0.01%
123	Returning Officer South Brisbane Pre-Poll	0	0.00%	0	0.00%	0	0.00%	0	0.00%	1	25.00%	3	75.00%	4	0	0.00%	4	0.01%
124	Returning Officer Southern Downs Pre-Poll	0	0.00%	0	0.00%	0	0.00%	0	0.00%	0	0.00%	2	100.00%	2	0	0.00%	2	0.01%
125	Returning Officer Southport Pre-Poll	0	0.00%	0	0.00%	0	0.00%	0	0.00%	0	0.00%	0	0.00%	0	0	0.00%	0	0.00%
126	Returning Officer Springwood Pre-Poll	1	50.00%	0	0.00%	0	0.00%	0	0.00%	1	50.00%	0	0.00%	2	1	33.33%	3	0.01%
127	Returning Officer Stafford Pre-Poll	0	0.00%	0	0.00%	1	100.00%	0	0.00%	0	0.00%	0	0.00%	1	0	0.00%	1	0.00%
128	Returning Officer Stretton Pre-Poll	0	0.00%	0	0.00%	1	100.00%	0	0.00%	0	0.00%	0	0.00%	1	0	0.00%	1	0.00%
129	Returning Officer Surfers Paradise Pre-Poll	12	22.64%	0	0.00%	5	9.43%	0	0.00%	2	3.77%	34	64.15%	53	3	5.36%	56	0.18%
130	Returning Officer Theodore Pre-Poll	1	12.50%	0	0.00%	1	12.50%	0	0.00%	0	0.00%	6	75.00%	8	1	11.11%	9	0.03%
131	Returning Officer Thuringowa Pre-Poll	0	0.00%	0	0.00%	0	0.00%	0	0.00%	0	0.00%	0	0.00%	0	0	0.00%	0	0.00%
132	Returning Officer Toohey Pre-Poll	0	0.00%	0	0.00%	1	100.00%	0	0.00%	0	0.00%	0	0.00%	1	0	0.00%	1	0.00%
133	Returning Officer Toowoomba North Pre-Poll	0	0.00%	0	0.00%	0	0.00%	0	0.00%	0	0.00%	0	0.00%	0	0	0.00%	0	0.00%
134	Returning Officer Toowoomba South Pre-Poll	0	0.00%	0	0.00%	0	0.00%	0	0.00%	0	0.00%	0	0.00%	0	0	0.00%	0	0.00%
135	Returning Officer Townsville Pre-Poll	0	0.00%	0	0.00%	0	0.00%	0	0.00%	0	0.00%	0	0.00%	0	0	0.00%	0	0.00%
136	Returning Officer Traeger Pre-Poll	0	0.00%	0	0.00%	1	100.00%	0	0.00%	0	0.00%	0	0.00%	1	0	0.00%	1	0.00%
137	Returning Officer Warrego Pre-Poll	0	0.00%	0	0.00%	0	0.00%	0	0.00%	0	0.00%	0	0.00%	0	0	0.00%	0	0.00%
138	Returning Officer Waterford Pre-Poll	0	0.00%	0	0.00%	0	0.00%	0	0.00%	0	0.00%	0	0.00%	0	0	0.00%	0	0.00%
139	Returning Officer Whitsunday Pre-Poll	0	0.00%	0	0.00%	0	0.00%	1	100.00%	0	0.00%	0	0.00%	1	1	50.00%	2	0.01%
140	Returning Officer Woodridge Pre-Poll	0	0.00%	0	0.00%	0	0.00%	0	0.00%	0	0.00%	2	100.00%	2	0	0.00%	2	0.01%
	Polling Booth Totals	**5,825**	**23.43%**	**312**	**1.25%**	**4,428**	**17.81%**	**547**	**2.20%**	**2,311**	**9.29%**	**11,441**	**46.01%**	**24,864**	**1,271**	**4.86%**	**26,135**	**83.40%**
	Postal, Special Postal, Unenrolled Votes	659	21.39%	34	1.10%	517	16.78%	51	1.66%	230	7.47%	1,590	51.61%	3,081	218	6.61%	3,299	10.53%
	Pre-Poll (In Person) Absent Votes	18	20.69%	0	0.00%	23	26.44%	0	0.00%	10	11.49%	36	41.38%	87	5	5.43%	92	0.29%
	Polling Day Absent Votes	420	28.34%	30	2.02%	294	19.84%	24	1.62%	184	12.42%	530	35.76%	1,482	93	5.90%	1,575	5.03%
	Declared Institution Votes	20	27.03%	4	5.41%	9	12.16%	1	1.35%	5	6.76%	35	47.30%	74	8	9.76%	82	0.26%
	Polling Day Declaration Votes	35	24.14%	5	3.45%	17	11.72%	2	1.38%	23	15.86%	63	43.45%	145	10	6.45%	155	0.49%
	Uncertain Identity	0	0.00%	0	0.00%	0	0.00%	0	0.00%	0	0.00%	0	0.00%	0	0	0.00%	0	0.00%
	Declaration and Pre-Poll Votes Totals	**1,152**	**23.66%**	**73**	**1.50%**	**860**	**17.66%**	**78**	**1.60%**	**452**	**9.28%**	**2,254**	**46.29%**	**4,869**	**334**	**6.42%**	**5,203**	**16.60%**
	Total First Preference Votes	**6,977**	**23.47%**	**385**	**1.29%**	**5,288**	**17.78%**	**625**	**2.10%**	**2,763**	**9.29%**	**13,695**	**46.06%**	**29,733**	**1,605**	**5.12%**	**31,338**	**100.00%**

Statistical Reports

Distribution of Preferences

Preference Distribution	TAYLOR Paul Votes	TAYLOR Paul %	PEAD Jill Votes	PEAD Jill %	LIDDELL Andrew Votes	LIDDELL Andrew %	SHERWOOD Bill Votes	SHERWOOD Bill %	DUNCAN Rod Votes	DUNCAN Rod %	* BATES Ros Votes	* BATES Ros %	Votes remaining in count	Exhausted Votes	Exhausted %	Total Formal Votes
First Preference Votes	6,977	23.47%	385	1.29%	5,288	17.78%	625	2.10%	2,763	9.29%	13,695	46.06%	29,733			29,733
PEAD Excluded (1st)	**81**	**21.04%**			**49**	**12.73%**	**171**	**44.42%**	**40**	**10.39%**	**44**	**11.43%**	**385**	**0**	**0.00%**	**385**
Total	7,058	23.74%			5,337	17.95%	796	2.68%	2,803	9.43%	13,739	46.21%	29,733	0	0.00%	29,733
SHERWOOD Excluded (2nd)	**160**	**20.10%**			**168**	**21.11%**			**328**	**41.21%**	**140**	**17.59%**	**796**	**0**	**0.00%**	**796**
Total	7,218	24.28%			5,505	18.51%			3,131	10.53%	13,879	46.68%	29,733	0	0.00%	29,733
DUNCAN Excluded (3rd)	**1,983**	**63.33%**			**373**	**11.91%**					**775**	**24.75%**	**3,131**	**0**	**0.00%**	**3,131**
Total	9,201	30.95%			5,878	19.77%					14,654	49.29%	29,733	0	0.00%	29,733
LIDDELL Excluded (4th)	**2,737**	**46.56%**									**3,141**	**53.44%**	**5,878**	**0**	**0.00%**	**5,878**
District Total	**11,938**	**40.15%**									**17,795**	**59.85%**	**29,733**	**0**	**0.00%**	**29,733**

*** Indicates the winner**

60 - Electoral District of Mulgrave

First Preference Votes Polled for each Candidate at each Polling Booth

Booth No.	Polling Booth	SAMPERI Karina LNP Votes	%	* PITT Curtis ALP Votes	%	BERTUCH Sue ONP Votes	%	MURRAY Carmel GRN Votes	%	Total Formal Votes	Informal Votes	%	Total Votes	% of Total Votes
1	Aloomba	131	28.73%	199	43.64%	106	23.25%	20	4.39%	456	12	2.56%	468	1.62%
2	Bayview Heights	350	29.34%	511	42.83%	219	18.36%	113	9.47%	1,193	33	2.69%	1,226	4.23%
3	Bentley Park	436	20.86%	1,082	51.77%	430	20.57%	142	6.79%	2,090	133	5.98%	2,223	7.67%
4	Cairns City	45	20.36%	104	47.06%	39	17.65%	33	14.93%	221	10	4.33%	231	0.80%
5	Earlville	78	29.77%	119	45.42%	36	13.74%	29	11.07%	262	6	2.24%	268	0.92%
6	Edge Hill	33	27.50%	56	46.67%	18	15.00%	13	10.83%	120	10	7.69%	130	0.45%
7	Edmonton	578	20.56%	1,474	52.44%	563	20.03%	196	6.97%	2,811	174	5.83%	2,985	10.30%
8	Gordonvale	462	18.33%	1,309	51.94%	600	23.81%	149	5.91%	2,520	116	4.40%	2,636	9.10%
9	McDonnell Creek	32	23.70%	50	37.04%	45	33.33%	8	5.93%	135	8	5.59%	143	0.49%
10	Mooroobool	34	19.32%	91	51.70%	43	24.43%	8	4.55%	176	15	7.85%	191	0.66%
11	White Rock	416	21.51%	936	48.40%	431	22.29%	151	7.81%	1,934	108	5.29%	2,042	7.05%
12	Woree	430	23.77%	846	46.77%	374	20.67%	159	8.79%	1,809	123	6.37%	1,932	6.67%
13	Yarrabah	32	4.46%	655	91.23%	15	2.09%	16	2.23%	718	55	7.12%	773	2.67%
14	Brisbane CBD All-Districts Centre	0	0.00%	2	66.67%	0	0.00%	1	33.33%	3	0	0.00%	3	0.01%
15	Bundaberg All-Districts Centre	0	0.00%	0	0.00%	0	0.00%	0	0.00%	0	0	0.00%	0	0.00%
16	Burleigh All-Districts Centre	0	0.00%	0	0.00%	0	0.00%	0	0.00%	0	0	0.00%	0	0.00%
17	Cairns All-Districts Centre	43	17.34%	133	53.63%	42	16.94%	30	12.10%	248	15	5.70%	263	0.91%
18	East Brisbane All-Districts Centre	0	0.00%	0	0.00%	0	0.00%	0	0.00%	0	0	0.00%	0	0.00%
19	Hervey Bay All-Districts Centre	0	0.00%	0	0.00%	0	0.00%	0	0.00%	0	0	0.00%	0	0.00%
20	Mackay All-Districts Centre	0	0.00%	0	0.00%	0	0.00%	2	100.00%	2	0	0.00%	2	0.01%
21	Maroochydore All-Districts Centre	0	0.00%	0	0.00%	1	50.00%	1	50.00%	2	0	0.00%	2	0.01%
22	Morayfield All-Districts Centre	0	0.00%	0	0.00%	0	0.00%	0	0.00%	0	0	0.00%	0	0.00%
23	Noosa All-Districts Centre	0	0.00%	0	0.00%	0	0.00%	0	0.00%	0	0	0.00%	0	0.00%
24	Oodgeroo All-Districts Centre	0	0.00%	0	0.00%	0	0.00%	0	0.00%	0	1	0.00%	1	0.00%
25	Redcliffe All-Districts Centre	0	0.00%	0	0.00%	0	0.00%	0	0.00%	0	0	0.00%	0	0.00%
26	Southport All-Districts Centre	0	0.00%	0	0.00%	0	0.00%	0	0.00%	0	0	0.00%	0	0.00%
27	Telephone Voting	1	16.67%	2	33.33%	3	50.00%	0	0.00%	6	0	0.00%	6	0.02%
28	Townsville All-Districts Centre	0	0.00%	0	0.00%	0	0.00%	0	0.00%	0	1	0.00%	1	0.00%
29	Vulture Street All-Districts Centre	0	0.00%	0	0.00%	0	0.00%	0	0.00%	0	0	0.00%	0	0.00%
30	Woolloongabba All-Districts Centre	0	0.00%	0	0.00%	0	0.00%	0	0.00%	0	0	0.00%	0	0.00%
31	Brisbane CBD All-Districts Centre Pre-Poll	4	28.57%	4	28.57%	2	14.29%	4	28.57%	14	0	0.00%	14	0.05%
32	Bundaberg All-Districts Centre Pre-Poll	0	0.00%	0	0.00%	2	66.67%	1	33.33%	3	0	0.00%	3	0.01%
33	Burleigh All-Districts Centre Pre-Poll	3	60.00%	0	0.00%	1	20.00%	1	20.00%	5	0	0.00%	5	0.02%
34	Cairns All-Districts Centre Pre-Poll	1,871	26.48%	3,014	42.65%	1,766	24.99%	416	5.89%	7,067	274	3.73%	7,341	25.34%
35	Electoral Visit	22	36.07%	24	39.34%	14	22.95%	1	1.64%	61	1	1.61%	62	0.21%
36	Hervey Bay All-Districts Centre Pre-poll	4	40.00%	4	40.00%	2	20.00%	0	0.00%	10	0	0.00%	10	0.03%
37	Mackay All-Districts Centre Pre-Poll	2	28.57%	4	57.14%	1	14.29%	0	0.00%	7	0	0.00%	7	0.02%
38	Maroochydore All-Districts Centre Pre-Poll	3	50.00%	1	16.67%	1	16.67%	1	16.67%	6	0	0.00%	6	0.02%
39	Morayfield All-Districts Centre Pre-poll	0	0.00%	0	0.00%	0	0.00%	0	0.00%	0	0	0.00%	0	0.00%
40	Noosa All-Districts Centre Pre-Poll	0	0.00%	0	0.00%	1	100.00%	0	0.00%	1	0	0.00%	1	0.00%
41	Oodgeroo All-Districts Centre Pre-Poll	0	0.00%	1	100.00%	0	0.00%	0	0.00%	1	0	0.00%	1	0.00%
42	Redcliffe All-Districts Centre Pre-Poll	0	0.00%	2	66.67%	1	33.33%	0	0.00%	3	0	0.00%	3	0.01%
43	Southport All-Districts Centre Pre-Poll	1	25.00%	2	50.00%	1	25.00%	0	0.00%	4	0	0.00%	4	0.01%
44	Telephone Voting - Pre-poll	2	25.00%	2	25.00%	2	25.00%	2	25.00%	8	0	0.00%	8	0.03%
45	Townsville All-Districts Centre Pre-Poll	11	33.33%	12	36.36%	7	21.21%	3	9.09%	33	0	0.00%	33	0.11%
46	eAssist - Coorparoo Pre-Poll	0	0.00%	0	0.00%	0	0.00%	0	0.00%	0	0	0.00%	0	0.00%
47	Returning Officer Mulgrave Pre-Poll	595	22.70%	1,245	47.50%	677	25.83%	104	3.97%	2,621	151	5.45%	2,772	9.57%
48	Returning Officer Algester Pre-Poll	0	0.00%	0	0.00%	0	0.00%	0	0.00%	0	0	0.00%	0	0.00%
49	Returning Officer Aspley Pre-Poll	0	0.00%	2	100.00%	0	0.00%	0	0.00%	2	0	0.00%	2	0.01%
50	Returning Officer Bancroft Pre-Poll	0	0.00%	0	0.00%	0	0.00%	0	0.00%	0	0	0.00%	0	0.00%
51	Returning Officer Barron River Pre-Poll	12	20.00%	24	40.00%	20	33.33%	4	6.67%	60	3	4.76%	63	0.22%
52	Returning Officer Bonney Pre-Poll	0	0.00%	0	0.00%	0	0.00%	0	0.00%	0	0	0.00%	0	0.00%
53	Returning Officer Broadwater Pre-Poll	0	0.00%	0	0.00%	1	100.00%	0	0.00%	1	0	0.00%	1	0.00%
54	Returning Officer Buderim Pre-Poll	0	0.00%	1	100.00%	0	0.00%	0	0.00%	1	0	0.00%	1	0.00%
55	Returning Officer Bulimba Pre-Poll	0	0.00%	0	0.00%	0	0.00%	0	0.00%	0	0	0.00%	0	0.00%
56	Returning Officer Bundaberg Pre-Poll	0	0.00%	0	0.00%	0	0.00%	0	0.00%	0	0	0.00%	0	0.00%
57	Returning Officer Bundamba Pre-Poll	0	0.00%	0	0.00%	0	0.00%	0	0.00%	0	0	0.00%	0	0.00%
58	Returning Officer Burdekin Pre-Poll	0	0.00%	0	0.00%	0	0.00%	0	0.00%	0	0	0.00%	0	0.00%
59	Returning Officer Burleigh Pre-Poll	0	0.00%	0	0.00%	0	0.00%	0	0.00%	0	0	0.00%	0	0.00%
60	Returning Officer Burnett Pre-Poll	0	0.00%	0	0.00%	0	0.00%	0	0.00%	0	0	0.00%	0	0.00%
61	Returning Officer Cairns Pre-Poll	0	0.00%	0	0.00%	0	0.00%	0	0.00%	0	0	0.00%	0	0.00%
62	Returning Officer Callide Pre-Poll	1	100.00%	0	0.00%	0	0.00%	0	0.00%	1	0	0.00%	1	0.00%

63	Returning Officer Caloundra Pre-Poll	2	66.67%	1	33.33%	0	0.00%	0	0.00%	3	0	0.00%	3	0.01%
64	Returning Officer Capalaba Pre-Poll	0	0.00%	0	0.00%	0	0.00%	0	0.00%	0	0	0.00%	0	0.00%
65	Returning Officer Chatsworth Pre-Poll	0	0.00%	0	0.00%	0	0.00%	0	0.00%	0	0	0.00%	0	0.00%
66	Returning Officer Clayfield Pre-Poll	0	0.00%	0	0.00%	0	0.00%	0	0.00%	0	0	0.00%	0	0.00%
67	Returning Officer Condamine Pre-Poll	0	0.00%	0	0.00%	0	0.00%	0	0.00%	0	0	0.00%	0	0.00%
68	Returning Officer Cook Pre-Poll	10	45.45%	6	27.27%	6	27.27%	0	0.00%	22	1	4.35%	23	0.08%
69	Returning Officer Coomera Pre-Poll	0	0.00%	0	0.00%	0	0.00%	0	0.00%	0	0	0.00%	0	0.00%
70	Returning Officer Cooper Pre-Poll	0	0.00%	0	0.00%	0	0.00%	0	0.00%	0	0	0.00%	0	0.00%
71	Returning Officer Currumbin Pre-Poll	1	33.33%	0	0.00%	2	66.67%	0	0.00%	3	0	0.00%	3	0.01%
72	Returning Officer Everton Pre-Poll	0	0.00%	0	0.00%	0	0.00%	0	0.00%	0	0	0.00%	0	0.00%
73	Returning Officer Ferny Grove Pre-Poll	0	0.00%	1	100.00%	0	0.00%	0	0.00%	1	0	0.00%	1	0.00%
74	Returning Officer Gaven Pre-Poll	0	0.00%	0	0.00%	0	0.00%	0	0.00%	0	0	0.00%	0	0.00%
75	Returning Officer Gladstone Pre-Poll	2	40.00%	2	40.00%	1	20.00%	0	0.00%	5	0	0.00%	5	0.02%
76	Returning Officer Glass House Pre-Poll	0	0.00%	0	0.00%	1	50.00%	1	50.00%	2	0	0.00%	2	0.01%
77	Returning Officer Greenslopes Pre-Poll	0	0.00%	0	0.00%	0	0.00%	0	0.00%	0	0	0.00%	0	0.00%
78	Returning Officer Gregory Pre-Poll	0	0.00%	0	0.00%	1	100.00%	0	0.00%	1	0	0.00%	1	0.00%
79	Returning Officer Gympie Pre-Poll	0	0.00%	2	40.00%	2	40.00%	1	20.00%	5	1	16.67%	6	0.02%
80	Returning Officer Hervey Bay Pre-Poll	0	0.00%	0	0.00%	0	0.00%	0	0.00%	0	0	0.00%	0	0.00%
81	Returning Officer Hill Pre-Poll	0	0.00%	4	66.67%	1	16.67%	1	16.67%	6	0	0.00%	6	0.02%
82	Returning Officer Hinchinbrook Pre-Poll	0	0.00%	0	0.00%	1	100.00%	0	0.00%	1	1	50.00%	2	0.01%
83	Returning Officer Inala Pre-Poll	1	100.00%	0	0.00%	0	0.00%	0	0.00%	1	0	0.00%	1	0.00%
84	Returning Officer Ipswich Pre-Poll	0	0.00%	0	0.00%	0	0.00%	0	0.00%	0	0	0.00%	0	0.00%
85	Returning Officer Ipswich West Pre-Poll	0	0.00%	0	0.00%	0	0.00%	0	0.00%	0	0	0.00%	0	0.00%
86	Returning Officer Jordan Pre-Poll	0	0.00%	0	0.00%	0	0.00%	0	0.00%	0	0	0.00%	0	0.00%
87	Returning Officer Kawana Pre-Poll	0	0.00%	2	100.00%	0	0.00%	0	0.00%	2	0	0.00%	2	0.01%
88	Returning Officer Keppel Pre-Poll	1	25.00%	0	0.00%	1	25.00%	2	50.00%	4	0	0.00%	4	0.01%
89	Returning Officer Kurwongbah Pre-Poll	0	0.00%	2	100.00%	0	0.00%	0	0.00%	2	0	0.00%	2	0.01%
90	Returning Officer Lockyer Pre-Poll	0	0.00%	0	0.00%	0	0.00%	0	0.00%	0	0	0.00%	0	0.00%
91	Returning Officer Logan Pre-Poll	1	25.00%	1	25.00%	1	25.00%	1	25.00%	4	0	0.00%	4	0.01%
92	Returning Officer Lytton Pre-Poll	2	66.67%	1	33.33%	0	0.00%	0	0.00%	3	0	0.00%	3	0.01%
93	Returning Officer Macalister Pre-Poll	0	0.00%	0	0.00%	0	0.00%	0	0.00%	0	0	0.00%	0	0.00%
94	Returning Officer Mackay Pre-Poll	0	0.00%	0	0.00%	0	0.00%	0	0.00%	0	0	0.00%	0	0.00%
95	Returning Officer Maiwar Pre-Poll	0	0.00%	0	0.00%	0	0.00%	0	0.00%	0	0	0.00%	0	0.00%
96	Returning Officer Mansfield Pre-Poll	0	0.00%	2	100.00%	0	0.00%	0	0.00%	2	0	0.00%	2	0.01%
97	Returning Officer Maroochydore Pre-Poll	0	0.00%	0	0.00%	0	0.00%	0	0.00%	0	0	0.00%	0	0.00%
98	Returning Officer Maryborough Pre-Poll	1	50.00%	0	0.00%	1	50.00%	0	0.00%	2	0	0.00%	2	0.01%
99	Returning Officer Mcconnel Pre-Poll	0	0.00%	0	0.00%	0	0.00%	0	0.00%	0	0	0.00%	0	0.00%
100	Returning Officer Mermaid Beach Pre-Poll	0	0.00%	0	0.00%	0	0.00%	0	0.00%	0	0	0.00%	0	0.00%
101	Returning Officer Miller Pre-Poll	0	0.00%	0	0.00%	1	100.00%	0	0.00%	1	0	0.00%	1	0.00%
102	Returning Officer Mirani Pre-Poll	0	0.00%	0	0.00%	1	100.00%	0	0.00%	1	0	0.00%	1	0.00%
103	Returning Officer Moggill Pre-Poll	0	0.00%	2	100.00%	0	0.00%	0	0.00%	2	0	0.00%	2	0.01%
104	Returning Officer Morayfield Pre-Poll	0	0.00%	0	0.00%	0	0.00%	0	0.00%	0	0	0.00%	0	0.00%
105	Returning Officer Mount Ommaney Pre-Poll	0	0.00%	0	0.00%	1	100.00%	0	0.00%	1	0	0.00%	1	0.00%
106	Returning Officer Mudgeeraba Pre-Poll	0	0.00%	0	0.00%	0	0.00%	0	0.00%	0	0	0.00%	0	0.00%
107	Returning Officer Mundingburra Pre-Poll	0	0.00%	0	0.00%	0	0.00%	0	0.00%	0	0	0.00%	0	0.00%
108	Returning Officer Murrumba Pre-Poll	0	0.00%	1	100.00%	0	0.00%	0	0.00%	1	0	0.00%	1	0.00%
109	Returning Officer Nanango Pre-Poll	0	0.00%	1	100.00%	0	0.00%	0	0.00%	1	0	0.00%	1	0.00%
110	Returning Officer Nicklin Pre-Poll	1	50.00%	0	0.00%	0	0.00%	1	50.00%	2	0	0.00%	2	0.01%
111	Returning Officer Ninderry Pre-Poll	0	0.00%	0	0.00%	0	0.00%	0	0.00%	0	0	0.00%	0	0.00%
112	Returning Officer Noosa Pre-Poll	0	0.00%	0	0.00%	0	0.00%	0	0.00%	0	0	0.00%	0	0.00%
113	Returning Officer Nudgee Pre-Poll	0	0.00%	1	100.00%	0	0.00%	0	0.00%	1	0	0.00%	1	0.00%
114	Returning Officer Oodgeroo Pre-Poll	0	0.00%	0	0.00%	0	0.00%	0	0.00%	0	0	0.00%	0	0.00%
115	Returning Officer Pine Rivers Pre-Poll	0	0.00%	0	0.00%	1	100.00%	0	0.00%	1	0	0.00%	1	0.00%
116	Returning Officer Pumicestone Pre-Poll	0	0.00%	0	0.00%	2	100.00%	0	0.00%	2	0	0.00%	2	0.01%
117	Returning Officer Redcliffe Pre-Poll	0	0.00%	0	0.00%	0	0.00%	0	0.00%	0	0	0.00%	0	0.00%
118	Returning Officer Redlands Pre-Poll	0	0.00%	0	0.00%	2	100.00%	0	0.00%	2	0	0.00%	2	0.01%
119	Returning Officer Rockhampton Pre-Poll	1	25.00%	1	25.00%	2	50.00%	0	0.00%	4	0	0.00%	4	0.01%
120	Returning Officer Sandgate Pre-Poll	1	100.00%	0	0.00%	0	0.00%	0	0.00%	1	0	0.00%	1	0.00%
121	Returning Officer Scenic Rim Pre-Poll	0	0.00%	0	0.00%	0	0.00%	0	0.00%	0	0	0.00%	0	0.00%
122	Returning Officer South Brisbane Pre-Poll	0	0.00%	0	0.00%	0	0.00%	0	0.00%	0	0	0.00%	0	0.00%
123	Returning Officer Southern Downs Pre-Poll	0	0.00%	0	0.00%	1	100.00%	0	0.00%	1	0	0.00%	1	0.00%
124	Returning Officer Southport Pre-Poll	0	0.00%	0	0.00%	0	0.00%	0	0.00%	0	0	0.00%	0	0.00%
125	Returning Officer Springwood Pre-Poll	0	0.00%	0	0.00%	0	0.00%	0	0.00%	0	0	0.00%	0	0.00%
126	Returning Officer Stafford Pre-Poll	0	0.00%	0	0.00%	0	0.00%	0	0.00%	0	0	0.00%	0	0.00%
127	Returning Officer Stretton Pre-Poll	0	0.00%	0	0.00%	0	0.00%	0	0.00%	0	0	0.00%	0	0.00%
128	Returning Officer Surfers Paradise Pre-Poll	0	0.00%	0	0.00%	0	0.00%	0	0.00%	0	0	0.00%	0	0.00%
129	Returning Officer Theodore Pre-Poll	0	0.00%	0	0.00%	0	0.00%	0	0.00%	0	0	0.00%	0	0.00%
130	Returning Officer Thuringowa Pre-Poll	0	0.00%	0	0.00%	0	0.00%	0	0.00%	0	0	0.00%	0	0.00%
131	Returning Officer Toohey Pre-Poll	0	0.00%	0	0.00%	0	0.00%	0	0.00%	0	0	0.00%	0	0.00%
132	Returning Officer Toowoomba North Pre-Poll	0	0.00%	2	66.67%	1	33.33%	0	0.00%	3	0	0.00%	3	0.01%
133	Returning Officer Toowoomba South Pre-Poll	0	0.00%	0	0.00%	0	0.00%	0	0.00%	0	0	0.00%	0	0.00%

134	Returning Officer Townsville Pre-Poll	0	0.00%	0	0.00%	0	0.00%	0	0.00%	0	0	0.00%	0	0.00%
135	Returning Officer Traeger Pre-Poll	0	0.00%	3	60.00%	2	40.00%	0	0.00%	5	2	28.57%	7	0.02%
136	Returning Officer Warrego Pre-Poll	0	0.00%	0	0.00%	0	0.00%	0	0.00%	0	0	0.00%	0	0.00%
137	Returning Officer Waterford Pre-Poll	0	0.00%	0	0.00%	0	0.00%	0	0.00%	0	0	0.00%	0	0.00%
138	Returning Officer Whitsunday Pre-Poll	0	0.00%	2	66.67%	1	33.33%	0	0.00%	3	0	0.00%	3	0.01%
139	Returning Officer Woodridge Pre-Poll	0	0.00%	0	0.00%	0	0.00%	0	0.00%	0	0	0.00%	0	0.00%
	Polling Booth Totals	**5,656**	**22.88%**	**11,948**	**48.34%**	**5,497**	**22.24%**	**1,615**	**6.53%**	**24,716**	**1,254**	**4.83%**	**25,970**	**89.63%**
	Postal, Special Postal, Unenrolled Votes	372	25.31%	639	43.47%	359	24.42%	100	6.80%	1,470	97	6.19%	1,567	5.41%
	Pre-Poll (In Person) Absent Votes	52	23.64%	97	44.09%	48	21.82%	23	10.45%	220	11	4.76%	231	0.80%
	Polling Day Absent Votes	183	17.56%	515	49.42%	233	22.36%	111	10.65%	1,042	48	4.40%	1,090	3.76%
	Declared Institution Votes	11	31.43%	20	57.14%	4	11.43%	0	0.00%	35	1	2.78%	36	0.12%
	Polling Day Declaration Votes	13	17.33%	37	49.33%	17	22.67%	8	10.67%	75	5	6.25%	80	0.28%
	Uncertain Identity	0	0.00%	0	0.00%	0	0.00%	0	0.00%	0	0	0.00%	0	0.00%
	Declaration and Pre-Poll Votes Totals	**631**	**22.20%**	**1,308**	**46.02%**	**661**	**23.26%**	**242**	**8.52%**	**2,842**	**162**	**5.39%**	**3,004**	**10.37%**
	Total First Preference Votes	**6,287**	**22.81%**	**13,256**	**48.10%**	**6,158**	**22.35%**	**1,857**	**6.74%**	**27,558**	**1,416**	**4.89%**	**28,974**	**100.00%**

Distribution of Preferences

Preference Distribution	SAMPERI Karina Votes	%	* PITT Curtis Votes	%	BERTUCH Sue Votes	%	MURRAY Carmel Votes	%	Votes remaining in count	Exhausted Votes	%	Total Formal Votes
First Preference Votes	6,287	22.81%	13,256	48.10%	6,158	22.35%	1,857	6.74%	27,558			27,558
MURRAY Excluded (1st)	**329**	**17.72%**	**1,163**	**62.63%**	**365**	**19.66%**			**1,857**	**0**	**0.00%**	**1,857**
Total	6,616	24.01%	14,419	52.32%	6,523	23.67%			27,558	0	0.00%	27,558
BERTUCH Excluded (2nd)	**4,153**	**63.67%**	**2,370**	**36.33%**					**6,523**	**0**	**0.00%**	**6,523**
District Total	**10,769**	**39.08%**	**16,789**	**60.92%**					**27,558**	**0**	**0.00%**	**27,558**

*** Indicates the winner**

61 - Electoral District of Mundingburra

First Preference Votes Polled for each Candidate at each Polling Booth

Booth No.	Polling Booth	EASZON Dennis		CHARLWOOD Mal ONP		BROWN Jenny GRN		ABRAHAM Mike KAP		VIRGO Geoff		* O'ROURKE Coralee ALP		DERLAGEN Matthew LNP		BIRRELL Alan R		Total Formal Votes	Informal		Total Votes	% of Total Votes
		Votes	%	Votes	%	Votes	%	Votes	%	Votes	%	Votes	%	Votes	%	Votes	%		Votes	%		
1	Aitkenvale	23	2.14%	191	17.80%	98	9.13%	132	12.30%	14	1.30%	382	35.60%	221	20.60%	12	1.12%	1,073	72	6.29%	1,145	3.90%
2	Annandale	31	1.65%	259	13.78%	144	7.66%	261	13.88%	25	1.33%	580	30.85%	557	29.63%	23	1.22%	1,880	86	4.37%	1,966	6.70%
3	Annandale East	22	1.70%	189	14.57%	90	6.94%	167	12.88%	16	1.23%	366	28.22%	435	33.54%	12	0.93%	1,297	62	4.56%	1,359	4.63%
4	Cranbrook	18	1.28%	191	13.60%	114	8.12%	227	16.17%	22	1.57%	474	33.76%	345	24.57%	13	0.93%	1,404	68	4.62%	1,472	5.02%
5	Currajong	13	1.60%	151	18.62%	75	9.25%	143	17.63%	16	1.97%	270	33.29%	132	16.28%	11	1.36%	811	42	4.92%	853	2.91%
6	Douglas	10	2.10%	53	11.11%	53	11.11%	50	10.48%	4	0.84%	207	43.40%	97	20.34%	3	0.63%	477	36	7.02%	513	1.75%
7	Heatley	10	2.52%	81	20.40%	33	8.31%	80	20.15%	6	1.51%	123	30.98%	59	14.86%	5	1.26%	397	21	5.02%	418	1.43%
8	Hermit Park	1	1.11%	9	10.00%	15	16.67%	10	11.11%	0	0.00%	29	32.22%	24	26.67%	2	2.22%	90	5	5.26%	95	0.32%
9	Kirwan	5	5.32%	17	18.09%	7	7.45%	15	15.96%	1	1.06%	26	27.66%	20	21.28%	3	3.19%	94	6	6.00%	100	0.34%
10	Kirwan High	2	1.71%	28	23.93%	11	9.40%	15	12.82%	4	3.42%	30	25.64%	24	20.51%	3	2.56%	117	8	6.40%	125	0.43%
11	Mundingburra	21	1.57%	221	16.53%	137	10.25%	159	11.89%	12	0.90%	463	34.63%	307	22.96%	17	1.27%	1,337	61	4.36%	1,398	4.77%
12	Mundingburra South	12	1.50%	91	11.35%	76	9.48%	138	17.21%	10	1.25%	281	35.04%	182	22.69%	12	1.50%	802	38	4.52%	840	2.86%
13	Oonoonba	40	1.82%	350	15.97%	108	4.93%	263	12.00%	27	1.23%	695	31.71%	685	31.25%	24	1.09%	2,192	102	4.45%	2,294	7.82%
14	Pimlico	3	0.58%	90	17.54%	53	10.33%	62	12.09%	9	1.75%	157	30.60%	135	26.32%	4	0.78%	513	32	5.87%	545	1.86%
15	Riverside	21	1.61%	162	12.45%	128	9.84%	142	10.91%	15	1.15%	418	32.13%	395	30.36%	20	1.54%	1,301	66	4.83%	1,367	4.66%
16	Stuart	3	0.87%	93	27.03%	19	5.52%	64	18.60%	2	0.58%	117	34.01%	41	11.92%	5	1.45%	344	18	4.97%	362	1.23%
17	University	7	2.40%	26	8.90%	54	18.49%	11	3.77%	4	1.37%	112	38.36%	73	25.00%	5	1.71%	292	12	3.95%	304	1.04%
18	Vincent	14	2.14%	122	18.63%	52	7.94%	111	16.95%	14	2.14%	215	32.82%	113	17.25%	14	2.14%	655	65	9.03%	720	2.45%
19	Weir	4	2.48%	28	17.39%	19	11.80%	19	11.80%	5	3.11%	51	31.68%	29	18.01%	6	3.73%	161	14	8.00%	175	0.60%
20	Wulguru	33	1.91%	358	20.69%	88	5.09%	256	14.80%	25	1.45%	638	36.88%	318	18.38%	14	0.81%	1,730	98	5.36%	1,828	6.23%
21	Brisbane CBD All-Districts Centre	0	0.00%	1	11.11%	2	22.22%	2	22.22%	0	0.00%	2	22.22%	1	11.11%	1	11.11%	9	1	10.00%	10	0.03%
22	Bundaberg All-Districts Centre	0	0.00%	0	0.00%	0	0.00%	0	0.00%	0	0.00%	0	0.00%	0	0.00%	0	0.00%	0	0	0.00%	0	0.00%
23	Burleigh All-Districts Centre	0	0.00%	0	0.00%	2	66.67%	0	0.00%	0	0.00%	0	0.00%	1	33.33%	0	0.00%	3	0	0.00%	3	0.01%
24	Cairns All-Districts Centre	1	33.33%	0	0.00%	0	0.00%	0	0.00%	0	0.00%	0	0.00%	2	66.67%	0	0.00%	3	0	0.00%	3	0.01%
25	East Brisbane All-Districts Centre	0	0.00%	1	50.00%	0	0.00%	0	0.00%	0	0.00%	0	0.00%	1	50.00%	0	0.00%	2	0	0.00%	2	0.01%
26	Hervey Bay All-Districts Centre	0	0.00%	0	0.00%	0	0.00%	0	0.00%	0	0.00%	0	0.00%	0	0.00%	0	0.00%	0	0	0.00%	0	0.00%
27	Mackay All-Districts Centre	0	0.00%	1	20.00%	0	0.00%	1	20.00%	0	0.00%	3	60.00%	0	0.00%	0	0.00%	5	0	0.00%	5	0.02%
28	Maroochydore All-Districts Centre	0	0.00%	0	0.00%	0	0.00%	0	0.00%	0	0.00%	2	100.00%	0	0.00%	0	0.00%	2	1	33.33%	3	0.01%
29	Morayfield All-Districts Centre	0	0.00%	0	0.00%	0	0.00%	0	0.00%	0	0.00%	0	0.00%	0	0.00%	0	0.00%	0	0	0.00%	0	0.00%
30	Noosa All-Districts Centre	1	100.00%	0	0.00%	0	0.00%	0	0.00%	0	0.00%	0	0.00%	0	0.00%	0	0.00%	1	0	0.00%	1	0.00%
31	Oodgeroo All-Districts Centre	0	0.00%	0	0.00%	0	0.00%	0	0.00%	0	0.00%	0	0.00%	0	0.00%	0	0.00%	0	0	0.00%	0	0.00%
32	Redcliffe All-Districts Centre	0	0.00%	0	0.00%	0	0.00%	0	0.00%	0	0.00%	0	0.00%	0	0.00%	0	0.00%	0	0	0.00%	0	0.00%
33	Southport All-Districts Centre	0	0.00%	0	0.00%	0	0.00%	0	0.00%	0	0.00%	0	0.00%	0	0.00%	0	0.00%	0	0	0.00%	0	0.00%
34	Telephone Voting	0	0.00%	2	33.33%	1	16.67%	0	0.00%	0	0.00%	2	33.33%	1	16.67%	0	0.00%	6	0	0.00%	6	0.02%
35	Townsville All-Districts Centre	2	2.15%	21	22.58%	15	16.13%	8	8.60%	0	0.00%	21	22.58%	24	25.81%	2	2.15%	93	7	7.00%	100	0.34%
36	Vulture Street All-Districts Centre	0	0.00%	0	0.00%	0	0.00%	0	0.00%	0	0.00%	0	0.00%	0	0.00%	0	0.00%	0	0	0.00%	0	0.00%
37	Woolloongabba All-Districts Centre	0	0.00%	0	0.00%	2	66.67%	0	0.00%	0	0.00%	1	33.33%	0	0.00%	0	0.00%	3	0	0.00%	3	0.01%
38	Brisbane CBD All-Districts Centre Pre-Poll	0	0.00%	1	4.17%	3	12.50%	2	8.33%	1	4.17%	6	25.00%	11	45.83%	0	0.00%	24	1	4.00%	25	0.09%
39	Bundaberg All-Districts Centre Pre-Poll	0	0.00%	0	0.00%	0	0.00%	2	28.57%	0	0.00%	1	14.29%	4	57.14%	0	0.00%	7	0	0.00%	7	0.02%
40	Burleigh All-Districts Centre Pre-Poll	0	0.00%	0	0.00%	1	33.33%	0	0.00%	0	0.00%	1	33.33%	1	33.33%	0	0.00%	3	0	0.00%	3	0.01%
41	Cairns All-Districts Centre Pre-Poll	1	3.03%	1	3.03%	4	12.12%	2	6.06%	0	0.00%	12	36.36%	13	39.39%	0	0.00%	33	1	2.94%	34	0.12%
42	Electoral Visit	8	8.99%	11	12.36%	3	3.37%	4	4.49%	2	2.25%	26	29.21%	33	37.08%	2	2.25%	89	12	11.88%	101	0.34%
43	Hervey Bay All-Districts Centre Pre-poll	0	0.00%	2	50.00%	0	0.00%	0	0.00%	0	0.00%	1	25.00%	1	25.00%	0	0.00%	4	0	0.00%	4	0.01%
44	Mackay All-Districts Centre Pre-Poll	0	0.00%	8	32.00%	2	8.00%	3	12.00%	0	0.00%	7	28.00%	4	16.00%	1	4.00%	25	0	0.00%	25	0.09%
45	Maroochydore All-Districts Centre Pre-Poll	2	33.33%	2	33.33%	0	0.00%	0	0.00%	0	0.00%	0	0.00%	2	33.33%	0	0.00%	6	0	0.00%	6	0.02%
46	Morayfield All-Districts Centre Pre-poll	0	0.00%	0	0.00%	0	0.00%	0	0.00%	0	0.00%	0	0.00%	0	0.00%	0	0.00%	0	0	0.00%	0	0.00%
47	Noosa All-Districts Centre Pre-Poll	0	0.00%	0	0.00%	0	0.00%	0	0.00%	0	0.00%	0	0.00%	1	100.00%	0	0.00%	1	0	0.00%	1	0.00%
48	Oodgeroo All-Districts Centre Pre-Poll	0	0.00%	0	0.00%	0	0.00%	0	0.00%	0	0.00%	0	0.00%	0	0.00%	0	0.00%	0	0	0.00%	0	0.00%
49	Redcliffe All-Districts Centre Pre-Poll	0	0.00%	0	0.00%	1	100.00%	0	0.00%	0	0.00%	0	0.00%	0	0.00%	0	0.00%	1	1	50.00%	2	0.01%
50	Southport All-Districts Centre Pre-Poll	0	0.00%	1	14.29%	2	28.57%	2	28.57%	0	0.00%	1	14.29%	1	14.29%	0	0.00%	7	0	0.00%	7	0.02%
51	Telephone Voting - Pre-poll	0	0.00%	0	0.00%	0	0.00%	0	0.00%	0	0.00%	2	25.00%	5	62.50%	1	12.50%	8	0	0.00%	8	0.03%
52	Townsville All-Districts Centre Pre-Poll	71	1.09%	1,259	19.38%	392	6.03%	989	15.22%	70	1.08%	1,810	27.86%	1,828	28.14%	77	1.19%	6,496	257	3.81%	6,753	23.02%
53	eAssist - Coorparoo Pre-Poll	0	0.00%	0	0.00%	0	0.00%	0	0.00%	0	0.00%	0	0.00%	0	0.00%	0	0.00%	0	0	0.00%	0	0.00%
54	Returning Officer Mundingburra Pre-Poll	0	0.00%	0	0.00%	0	0.00%	0	0.00%	0	0.00%	0	0.00%	0	0.00%	0	0.00%	0	0	0.00%	0	0.00%
55	Returning Officer Algester Pre-Poll	0	0.00%	0	0.00%	0	0.00%	0	0.00%	0	0.00%	0	0.00%	0	0.00%	0	0.00%	0	0	0.00%	0	0.00%
56	Returning Officer Aspley Pre-Poll	0	0.00%	0	0.00%	0	0.00%	0	0.00%	0	0.00%	0	0.00%	0	0.00%	0	0.00%	0	0	0.00%	0	0.00%
57	Returning Officer Bancroft Pre-Poll	0	0.00%	1	100.00%	0	0.00%	0	0.00%	0	0.00%	0	0.00%	0	0.00%	0	0.00%	1	0	0.00%	1	0.00%
58	Returning Officer Barron River Pre-Poll	0	0.00%	1	33.33%	0	0.00%	1	33.33%	0	0.00%	1	33.33%	0	0.00%	0	0.00%	3	0	0.00%	3	0.01%
59	Returning Officer Bonney Pre-Poll	0	0.00%	0	0.00%	0	0.00%	0	0.00%	0	0.00%	0	0.00%	0	0.00%	0	0.00%	0	0	0.00%	0	0.00%
60	Returning Officer Broadwater Pre-Poll	0	0.00%	1	100.00%	0	0.00%	0	0.00%	0	0.00%	0	0.00%	0	0.00%	0	0.00%	1	0	0.00%	1	0.00%
61	Returning Officer Buderim Pre-Poll	0	0.00%	0	0.00%	0	0.00%	0	0.00%	0	0.00%	0	0.00%	0	0.00%	0	0.00%	0	0	0.00%	0	0.00%
62	Returning Officer Bulimba Pre-Poll	0	0.00%	0	0.00%	0	0.00%	0	0.00%	0	0.00%	0	0.00%	0	0.00%	0	0.00%	0	0	0.00%	0	0.00%
63	Returning Officer Bundaberg Pre-Poll	0	0.00%	0	0.00%	0	0.00%	0	0.00%	0	0.00%	0	0.00%	0	0.00%	0	0.00%	0	0	0.00%	0	0.00%
64	Returning Officer Bundamba Pre-Poll	0	0.00%	0	0.00%	0	0.00%	0	0.00%	0	0.00%	0	0.00%	0	0.00%	0	0.00%	0	0	0.00%	0	0.00%
65	Returning Officer Burdekin Pre-Poll	0	0.00%	1	25.00%	0	0.00%	0	0.00%	0	0.00%	1	25.00%	2	50.00%	0	0.00%	4	1	20.00%	5	0.02%
66	Returning Officer Burleigh Pre-Poll	0	0.00%	0	0.00%	0	0.00%	0	0.00%	0	0.00%	0	0.00%	0	0.00%	0	0.00%	0	0	0.00%	0	0.00%
67	Returning Officer Burnett Pre-Poll	0	0.00%	0	0.00%	0	0.00%	0	0.00%	0	0.00%	0	0.00%	0	0.00%	0	0.00%	0	0	0.00%	0	0.00%
68	Returning Officer Cairns Pre-Poll	0	0.00%	0	0.00%	0	0.00%	0	0.00%	0	0.00%	0	0.00%	0	0.00%	0	0.00%	0	0	0.00%	0	0.00%
69	Returning Officer Callide Pre-Poll	0	0.00%	0	0.00%	0	0.00%	0	0.00%	0	0.00%	0	0.00%	0	0.00%	0	0.00%	0	0	0.00%	0	0.00%
70	Returning Officer Caloundra Pre-Poll	0	0.00%	1	16.67%	2	33.33%	1	16.67%	0	0.00%	0	0.00%	2	33.33%	0	0.00%	6	0	0.00%	6	0.02%
71	Returning Officer Capalaba Pre-Poll	0	0.00%	0	0.00%	0	0.00%	0	0.00%	0	0.00%	0	0.00%	0	0.00%	0	0.00%	0	0	0.00%	0	0.00%
72	Returning Officer Chatsworth Pre-Poll	0	0.00%	0	0.00%	0	0.00%	0	0.00%	0	0.00%	0	0.00%	0	0.00%	0	0.00%	0	0	0.00%	0	0.00%
73	Returning Officer Clayfield Pre-Poll	0	0.00%	0	0.00%	0	0.00%	0	0.00%	0	0.00%	0	0.00%	0	0.00%	0	0.00%	0	0	0.00%	0	0.00%
74	Returning Officer Condamine Pre-Poll	0	0.00%	0	0.00%	0	0.00%	0	0.00%	0	0.00%	0	0.00%	0	0.00%	0	0.00%	0	0	0.00%	0	0.00%
75	Returning Officer Cook Pre-Poll	0	0.00%	1	20.00%	2	40.00%	0	0.00%	0	0.00%	1	20.00%	1	20.00%	0	0.00%	5	0	0.00%	5	0.02%
76	Returning Officer Coomera Pre-Poll	0	0.00%	0	0.00%	0	0.00%	0	0.00%	0	0.00%	0	0.00%	0	0.00%	0	0.00%	0	0	0.00%	0	0.00%
77	Returning Officer Cooper Pre-Poll	0	0.00%	0	0.00%	0	0.00%	0	0.00%	0	0.00%	0	0.00%	0	0.00%	0	0.00%	0	0	0.00%	0	0.00%
78	Returning Officer Currumbin Pre-Poll	0	0.00%	0	0.00%	0	0.00%	2	100.00%	0	0.00%	0	0.00%	0	0.00%	0	0.00%	2	0	0.00%	2	0.01%
79	Returning Officer Everton Pre-Poll	0	0.00%	0	0.00%	0	0.00%	0	0.00%	0	0.00%	0	0.00%	2	100.00%	0	0.00%	2	0	0.00%	2	0.01%
80	Returning Officer Ferny Grove Pre-Poll	0	0.00%	0	0.00%	0	0.00%	0	0.00%	0	0.00%	0	0.00%	0	0.00%	0	0.00%	0	0	0.00%	0	0.00%
81	Returning Officer Gaven Pre-Poll	0	0.00%	0	0.00%	0	0.00%	0	0.00%	0	0.00%	0	0.00%	1	100.00%	0	0.00%	1	0	0.00%	1	0.00%
82	Returning Officer Gladstone Pre-Poll	0	0.00%	0	0.00%	1	16.67%	1	16.67%	0	0.00%	4	66.67%	0	0.00%	0	0.00%	6	0	0.00%	6	0.02%
83	Returning Officer Glass House Pre-Poll	0	0.00%	0	0.00%	1	100.00%	0	0.00%	0	0.00%	0	0.00%	0	0.00%	0	0.00%	1	0	0.00%	1	0.00%
84	Returning Officer Greenslopes Pre-Poll	0	0.00%	0	0.00%	0	0.00%	0	0.00%	0	0.00%	3	100.00%	0	0.00%	0	0.00%	3	0	0.00%	3	0.01%
85	Returning Officer Gregory Pre-Poll	0	0.00%	0	0.00%	0	0.00%	0	0.00%	0	0.00%	0	0.00%	1	100.00%	0	0.00%	1	0	0.00%	1	0.00%
86	Returning Officer Gympie Pre-Poll	0	0.00%	0	0.00%	0	0.00%	0	0.00%	0	0.00%	0	0.00%	0	0.00%	0	0.00%	0	0	0.00%	0	0.00%
87	Returning Officer Hervey Bay Pre-Poll	0	0.00%	0	0.00%	0	0.00%	0	0.00%	0	0.00%	0	0.00%	0	0.00%	0	0.00%	0	0	0.00%	0	0.00%
88	Returning Officer Hill Pre-Poll	3	37.50%	1	12.50%	1	12.50%	0	0.00%	0	0.00%	1	12.50%	2	25.00%	0	0.00%	8	1	11.11%	9	0.03%
89	Returning Officer Hinchinbrook Pre-Poll	0	0.00%	0	0.00%	0	0.00%	2	13.33%	0	0.00%	7	46.67%	4	26.67%	2	13.33%	15	0	0.00%	15	0.05%
90	Returning Officer Inala Pre-Poll	0	0.00%	0	0.00%	0	0.00%	0	0.00%	0	0.00%	0	0.00%	0	0.00%	0	0.00%	0	0	0.00%	0	0.00%
91	Returning Officer Ipswich Pre-Poll	0	0.00%	1	25.00%	0	0.00%	0	0.00%	0	0.00%	2	50.00%	1	25.00%	0	0.00%	4	0	0.00%	4	0.01%
92	Returning Officer Ipswich West Pre-Poll	0	0.00%	0	0.00%	0	0.00%	0	0.00%	0	0.00%	0	0.00%	0	0.00%	0	0.00%	0	0	0.00%	0	0.00%

93	Returning Officer Jordan Pre-Poll	0	0.00%	0	0.00%	1	100.00%	0	0.00%	0	0.00%	0	0.00%	0	0.00%	0	0.00%	1	0	0.00%	1	0.00%
94	Returning Officer Kawana Pre-Poll	0	0.00%	0	0.00%	0	0.00%	0	0.00%	0	0.00%	0	0.00%	1	100.00%	0	0.00%	1	1	50.00%	2	0.01%
95	Returning Officer Keppel Pre-Poll	0	0.00%	0	0.00%	0	0.00%	0	0.00%	0	0.00%	1	100.00%	0	0.00%	0	0.00%	1	0	0.00%	1	0.00%
96	Returning Officer Kurwongbah Pre-Poll	0	0.00%	0	0.00%	0	0.00%	0	0.00%	0	0.00%	0	0.00%	0	0.00%	0	0.00%	0	0	0.00%	0	0.00%
97	Returning Officer Lockyer Pre-Poll	0	0.00%	0	0.00%	0	0.00%	0	0.00%	0	0.00%	0	0.00%	0	0.00%	0	0.00%	0	0	0.00%	0	0.00%
98	Returning Officer Logan Pre-Poll	0	0.00%	0	0.00%	0	0.00%	0	0.00%	0	0.00%	0	0.00%	0	0.00%	0	0.00%	0	0	0.00%	0	0.00%
99	Returning Officer Lytton Pre-Poll	0	0.00%	0	0.00%	0	0.00%	0	0.00%	0	0.00%	0	0.00%	0	0.00%	0	0.00%	0	0	0.00%	0	0.00%
100	Returning Officer Macalister Pre-Poll	0	0.00%	0	0.00%	0	0.00%	0	0.00%	0	0.00%	0	0.00%	0	0.00%	0	0.00%	0	0	0.00%	0	0.00%
101	Returning Officer Mackay Pre-Poll	0	0.00%	0	0.00%	0	0.00%	0	0.00%	0	0.00%	0	0.00%	0	0.00%	0	0.00%	0	0	0.00%	0	0.00%
102	Returning Officer Maiwar Pre-Poll	0	0.00%	0	0.00%	0	0.00%	0	0.00%	0	0.00%	0	0.00%	0	0.00%	0	0.00%	0	0	0.00%	0	0.00%
103	Returning Officer Mansfield Pre-Poll	0	0.00%	0	0.00%	0	0.00%	0	0.00%	0	0.00%	0	0.00%	0	0.00%	0	0.00%	0	0	0.00%	0	0.00%
104	Returning Officer Maroochydore Pre-Poll	0	0.00%	0	0.00%	0	0.00%	0	0.00%	0	0.00%	0	0.00%	0	0.00%	0	0.00%	0	0	0.00%	0	0.00%
105	Returning Officer Maryborough Pre-Poll	0	0.00%	1	25.00%	0	0.00%	1	25.00%	0	0.00%	1	25.00%	1	25.00%	0	0.00%	4	0	0.00%	4	0.01%
106	Returning Officer Mcconnel Pre-Poll	0	0.00%	0	0.00%	0	0.00%	0	0.00%	0	0.00%	0	0.00%	2	100.00%	0	0.00%	2	0	0.00%	2	0.01%
107	Returning Officer Mermaid Beach Pre-Poll	0	0.00%	0	0.00%	0	0.00%	0	0.00%	0	0.00%	0	0.00%	0	0.00%	0	0.00%	0	1	0.00%	1	0.00%
108	Returning Officer Miller Pre-Poll	0	0.00%	0	0.00%	0	0.00%	0	0.00%	0	0.00%	0	0.00%	0	0.00%	0	0.00%	0	0	0.00%	0	0.00%
109	Returning Officer Mirani Pre-Poll	0	0.00%	0	0.00%	0	0.00%	0	0.00%	0	0.00%	0	0.00%	0	0.00%	0	0.00%	0	0	0.00%	0	0.00%
110	Returning Officer Moggill Pre-Poll	0	0.00%	0	0.00%	0	0.00%	0	0.00%	0	0.00%	0	0.00%	0	0.00%	0	0.00%	0	0	0.00%	0	0.00%
111	Returning Officer Morayfield Pre-Poll	0	0.00%	0	0.00%	0	0.00%	0	0.00%	0	0.00%	0	0.00%	0	0.00%	0	0.00%	0	0	0.00%	0	0.00%
112	Returning Officer Mount Ommaney Pre-Poll	0	0.00%	0	0.00%	0	0.00%	2	100.00%	0	0.00%	0	0.00%	0	0.00%	0	0.00%	2	0	0.00%	2	0.01%
113	Returning Officer Mudgeeraba Pre-Poll	0	0.00%	0	0.00%	0	0.00%	0	0.00%	0	0.00%	0	0.00%	1	100.00%	0	0.00%	1	0	0.00%	1	0.00%
114	Returning Officer Mulgrave Pre-Poll	0	0.00%	1	50.00%	0	0.00%	0	0.00%	0	0.00%	1	50.00%	0	0.00%	0	0.00%	2	0	0.00%	2	0.01%
115	Returning Officer Murrumba Pre-Poll	1	100.00%	0	0.00%	0	0.00%	0	0.00%	0	0.00%	0	0.00%	0	0.00%	0	0.00%	1	0	0.00%	1	0.00%
116	Returning Officer Nanango Pre-Poll	0	0.00%	0	0.00%	0	0.00%	0	0.00%	0	0.00%	0	0.00%	1	100.00%	0	0.00%	1	0	0.00%	1	0.00%
117	Returning Officer Nicklin Pre-Poll	0	0.00%	0	0.00%	0	0.00%	0	0.00%	0	0.00%	0	0.00%	0	0.00%	0	0.00%	0	0	0.00%	0	0.00%
118	Returning Officer Ninderry Pre-Poll	0	0.00%	0	0.00%	0	0.00%	0	0.00%	0	0.00%	0	0.00%	0	0.00%	0	0.00%	0	0	0.00%	0	0.00%
119	Returning Officer Noosa Pre-Poll	0	0.00%	0	0.00%	0	0.00%	0	0.00%	0	0.00%	0	0.00%	0	0.00%	0	0.00%	0	0	0.00%	0	0.00%
120	Returning Officer Nudgee Pre-Poll	0	0.00%	0	0.00%	0	0.00%	1	100.00%	0	0.00%	0	0.00%	0	0.00%	0	0.00%	1	0	0.00%	1	0.00%
121	Returning Officer Oodgeroo Pre-Poll	0	0.00%	0	0.00%	0	0.00%	0	0.00%	0	0.00%	0	0.00%	0	0.00%	0	0.00%	0	0	0.00%	0	0.00%
122	Returning Officer Pine Rivers Pre-Poll	0	0.00%	1	100.00%	0	0.00%	0	0.00%	0	0.00%	0	0.00%	0	0.00%	0	0.00%	1	0	0.00%	1	0.00%
123	Returning Officer Pumicestone Pre-Poll	0	0.00%	0	0.00%	0	0.00%	0	0.00%	0	0.00%	0	0.00%	0	0.00%	0	0.00%	0	0	0.00%	0	0.00%
124	Returning Officer Redcliffe Pre-Poll	0	0.00%	0	0.00%	0	0.00%	0	0.00%	0	0.00%	0	0.00%	0	0.00%	0	0.00%	0	0	0.00%	0	0.00%
125	Returning Officer Redlands Pre-Poll	0	0.00%	0	0.00%	0	0.00%	0	0.00%	0	0.00%	0	0.00%	0	0.00%	0	0.00%	0	0	0.00%	0	0.00%
126	Returning Officer Rockhampton Pre-Poll	0	0.00%	1	16.67%	0	0.00%	0	0.00%	0	0.00%	3	50.00%	2	33.33%	0	0.00%	6	0	0.00%	6	0.02%
127	Returning Officer Sandgate Pre-Poll	0	0.00%	0	0.00%	0	0.00%	0	0.00%	0	0.00%	0	0.00%	0	0.00%	0	0.00%	0	1	0.00%	1	0.00%
128	Returning Officer Scenic Rim Pre-Poll	0	0.00%	0	0.00%	0	0.00%	0	0.00%	0	0.00%	0	0.00%	0	0.00%	0	0.00%	0	0	0.00%	0	0.00%
129	Returning Officer South Brisbane Pre-Poll	0	0.00%	1	100.00%	0	0.00%	0	0.00%	0	0.00%	0	0.00%	0	0.00%	0	0.00%	1	0	0.00%	1	0.00%
130	Returning Officer Southern Downs Pre-Poll	0	0.00%	0	0.00%	0	0.00%	0	0.00%	0	0.00%	0	0.00%	1	100.00%	0	0.00%	1	0	0.00%	1	0.00%
131	Returning Officer Southport Pre-Poll	0	0.00%	0	0.00%	0	0.00%	0	0.00%	0	0.00%	0	0.00%	0	0.00%	0	0.00%	0	0	0.00%	0	0.00%
132	Returning Officer Springwood Pre-Poll	0	0.00%	0	0.00%	0	0.00%	0	0.00%	0	0.00%	0	0.00%	0	0.00%	0	0.00%	0	0	0.00%	0	0.00%
133	Returning Officer Stafford Pre-Poll	0	0.00%	0	0.00%	0	0.00%	0	0.00%	0	0.00%	2	66.67%	1	33.33%	0	0.00%	3	0	0.00%	3	0.01%
134	Returning Officer Stretton Pre-Poll	0	0.00%	0	0.00%	0	0.00%	0	0.00%	0	0.00%	0	0.00%	1	100.00%	0	0.00%	1	0	0.00%	1	0.00%
135	Returning Officer Surfers Paradise Pre-Poll	0	0.00%	0	0.00%	0	0.00%	0	0.00%	0	0.00%	1	33.33%	2	66.67%	0	0.00%	3	0	0.00%	3	0.01%
136	Returning Officer Theodore Pre-Poll	0	0.00%	0	0.00%	0	0.00%	0	0.00%	0	0.00%	0	0.00%	0	0.00%	0	0.00%	0	0	0.00%	0	0.00%
137	Returning Officer Thuringowa Pre-Poll	0	0.00%	0	0.00%	0	0.00%	0	0.00%	0	0.00%	0	0.00%	0	0.00%	0	0.00%	0	0	0.00%	0	0.00%
138	Returning Officer Toohey Pre-Poll	0	0.00%	0	0.00%	0	0.00%	0	0.00%	0	0.00%	0	0.00%	0	0.00%	0	0.00%	0	0	0.00%	0	0.00%
139	Returning Officer Toowoomba North Pre-Poll	0	0.00%	0	0.00%	0	0.00%	0	0.00%	0	0.00%	0	0.00%	0	0.00%	0	0.00%	0	0	0.00%	0	0.00%
140	Returning Officer Toowoomba South Pre-Poll	0	0.00%	1	33.33%	2	66.67%	0	0.00%	0	0.00%	0	0.00%	0	0.00%	0	0.00%	3	0	0.00%	3	0.01%
141	Returning Officer Townsville Pre-Poll	0	0.00%	0	0.00%	0	0.00%	0	0.00%	0	0.00%	0	0.00%	0	0.00%	0	0.00%	0	0	0.00%	0	0.00%
142	Returning Officer Traeger Pre-Poll	0	0.00%	1	20.00%	1	20.00%	0	0.00%	1	20.00%	2	40.00%	0	0.00%	0	0.00%	5	0	0.00%	5	0.02%
143	Returning Officer Warrego Pre-Poll	0	0.00%	0	0.00%	0	0.00%	0	0.00%	0	0.00%	2	100.00%	0	0.00%	0	0.00%	2	0	0.00%	2	0.01%
144	Returning Officer Waterford Pre-Poll	0	0.00%	0	0.00%	0	0.00%	0	0.00%	0	0.00%	0	0.00%	0	0.00%	0	0.00%	0	0	0.00%	0	0.00%
145	Returning Officer Whitsunday Pre-Poll	0	0.00%	0	0.00%	0	0.00%	0	0.00%	0	0.00%	2	66.67%	1	33.33%	0	0.00%	3	0	0.00%	3	0.01%
146	Returning Officer Woodridge Pre-Poll	0	0.00%	0	0.00%	0	0.00%	0	0.00%	0	0.00%	0	0.00%	0	0.00%	0	0.00%	0	0	0.00%	0	0.00%
	Polling Booth Totals	**383**	**1.60%**	**4,036**	**16.88%**	**1,815**	**7.59%**	**3,351**	**14.02%**	**305**	**1.28%**	**7,567**	**31.65%**	**6,156**	**25.75%**	**294**	**1.23%**	**23,907**	**1,198**	**4.77%**	**25,105**	**85.59%**
	Postal, Special Postal, Unenrolled Votes	25	1.12%	308	13.76%	132	5.90%	318	14.21%	31	1.39%	665	29.71%	723	32.31%	36	1.61%	2,238	112	4.77%	2,350	8.01%
	Pre-Poll (In Person) Absent Votes	5	2.58%	32	16.49%	12	6.19%	23	11.86%	2	1.03%	63	32.47%	56	28.87%	1	0.52%	194	8	3.96%	202	0.69%
	Polling Day Absent Votes	49	3.45%	257	18.10%	159	11.20%	168	11.83%	20	1.41%	418	29.44%	321	22.61%	28	1.97%	1,420	101	6.64%	1,521	5.19%
	Declared Institution Votes	3	8.33%	3	8.33%	1	2.78%	3	8.33%	1	2.78%	9	25.00%	15	41.67%	1	2.78%	36	0	0.00%	36	0.12%
	Polling Day Declaration Votes	3	2.68%	16	14.29%	11	9.82%	11	9.82%	1	0.89%	46	41.07%	19	16.96%	5	4.46%	112	4	3.45%	116	0.40%
	Uncertain Identity	0	0.00%	0	0.00%	0	0.00%	0	0.00%	0	0.00%	0	0.00%	0	0.00%	0	0.00%	0	0	0.00%	0	0.00%
	Declaration and Pre-Poll Votes Totals	**85**	**2.13%**	**616**	**15.40%**	**315**	**7.88%**	**523**	**13.08%**	**55**	**1.38%**	**1,201**	**30.03%**	**1,134**	**28.35%**	**71**	**1.78%**	**4,000**	**225**	**5.33%**	**4,225**	**14.41%**
	Total First Preference Votes	**468**	**1.68%**	**4,652**	**16.67%**	**2,130**	**7.63%**	**3,874**	**13.88%**	**360**	**1.29%**	**8,768**	**31.42%**	**7,290**	**26.12%**	**365**	**1.31%**	**27,907**	**1,423**	**4.85%**	**29,330**	**100.00%**

Distribution of Preferences

Preference Distribution	EASZON Dennis Votes	%	CHARLWOOD Mal Votes	%	BROWN Jenny Votes	%	ABRAHAM Mike Votes	%	VIRGO Geoff Votes	%	* O'ROURKE Coralee Votes	%	DERLAGEN Matthew Votes	%	BIRRELL Alan R Votes	%	Votes remaining in count	Exhausted Votes	%	Total Formal Votes
First Preference Votes	468	1.68%	4,652	16.67%	2,130	7.63%	3,874	13.88%	360	1.29%	8,768	31.42%	7,290	26.12%	365	1.31%	27,907			27,907
VIRGO Excluded (1st)	**80**	**22.22%**	**36**	**10.00%**	**26**	**7.22%**	**58**	**16.11%**			**37**	**10.28%**	**38**	**10.56%**	**85**	**23.61%**	**360**	**0**	**0.00%**	**360**
Total	548	1.96%	4,688	16.80%	2,156	7.73%	3,932	14.09%			8,805	31.55%	7,328	26.26%	450	1.61%	27,907	0	0.00%	27,907
BIRRELL Excluded (2nd)	**196**	**43.56%**	**20**	**4.44%**	**65**	**14.44%**	**49**	**10.89%**			**46**	**10.22%**	**74**	**16.44%**			**450**	**0**	**0.00%**	**450**
Total	744	2.67%	4,708	16.87%	2,221	7.96%	3,981	14.27%			8,851	31.72%	7,402	26.52%			27,907	0	0.00%	27,907
EASZON Excluded (3rd)			**256**	**34.41%**	**173**	**23.25%**	**149**	**20.03%**			**71**	**9.54%**	**95**	**12.77%**			**744**	**0**	**0.00%**	**744**
Total			4,964	17.79%	2,394	8.58%	4,130	14.80%			8,922	31.97%	7,497	26.86%			27,907	0	0.00%	27,907
BROWN Excluded (4th)			**214**	**8.94%**			**392**	**16.37%**			**1,515**	**63.28%**	**273**	**11.40%**			**2,394**	**0**	**0.00%**	**2,394**
Total			5,178	18.55%			4,522	16.20%			10,437	37.40%	7,770	27.84%			27,907	0	0.00%	27,907
ABRAHAM Excluded (5th)			**2,549**	**56.34%**							**1,046**	**23.12%**	**929**	**20.53%**			**4,524**	**0**	**0.00%**	**4,524**
Total			7,727	27.69%							11,483	41.15%	8,699	31.17%			27,907	0	0.00%	27,907
CHARLWOOD Excluded (6th)											**2,785**	**36.05%**	**4,940**	**63.95%**			**7,725**	**0**	**0.00%**	**7,725**
District Total											**14,268**	**51.13%**	**13,639**	**48.87%**			**27,907**	**0**	**0.00%**	**27,907**

*** Indicates the winner**

62 - Electoral District of Murrumba

First Preference Votes Polled for each Candidate at each Polling Booth

Booth No.	Polling Booth	* MILES Steven ALP Votes	%	DARE Scott ONP Votes	%	KENNEDY Jason GRN Votes	%	GULLEY Reg LNP Votes	%	Total Formal Votes	Informal Votes	%	Total Votes	% of Total Votes
1	Dakabin	768	47.97%	297	18.55%	191	11.93%	345	21.55%	1,601	61	3.67%	1,662	5.14%
2	Deception Bay South	36	50.00%	13	18.06%	12	16.67%	11	15.28%	72	5	6.49%	77	0.24%
3	Griffin	680	49.53%	217	15.80%	173	12.60%	303	22.07%	1,373	76	5.24%	1,449	4.48%
4	Kallangur	1,215	52.12%	492	21.11%	235	10.08%	389	16.69%	2,331	148	5.97%	2,479	7.66%
5	Kallangur East	724	52.39%	271	19.61%	146	10.56%	241	17.44%	1,382	75	5.15%	1,457	4.50%
6	Kallangur West	576	48.61%	228	19.24%	154	13.00%	227	19.16%	1,185	56	4.51%	1,241	3.84%
7	Kippa-Ring West	453	50.56%	160	17.86%	82	9.15%	201	22.43%	896	44	4.68%	940	2.91%
8	Mango Hill	115	43.56%	45	17.05%	29	10.98%	75	28.41%	264	16	5.71%	280	0.87%
9	Mango Hill East	798	47.64%	243	14.51%	176	10.51%	458	27.34%	1,675	106	5.95%	1,781	5.51%
10	Murrumba Downs	1,704	44.81%	625	16.43%	327	8.60%	1,147	30.16%	3,803	151	3.82%	3,954	12.22%
11	North Lakes	177	40.32%	80	18.22%	58	13.21%	124	28.25%	439	15	3.30%	454	1.40%
12	Petrie	96	43.64%	53	24.09%	33	15.00%	38	17.27%	220	16	6.78%	236	0.73%
13	Redcliffe TAFE	41	37.61%	27	24.77%	20	18.35%	21	19.27%	109	5	4.39%	114	0.35%
14	Rothwell	577	43.98%	181	13.80%	75	5.72%	479	36.51%	1,312	48	3.53%	1,360	4.20%
15	Brisbane CBD All-Districts Centre	11	45.83%	2	8.33%	5	20.83%	6	25.00%	24	0	0.00%	24	0.07%
16	Bundaberg All-Districts Centre	0	0.00%	0	0.00%	0	0.00%	0	0.00%	0	0	0.00%	0	0.00%
17	Burleigh All-Districts Centre	0	0.00%	0	0.00%	0	0.00%	0	0.00%	0	0	0.00%	0	0.00%
18	Cairns All-Districts Centre	0	0.00%	0	0.00%	0	0.00%	0	0.00%	0	0	0.00%	0	0.00%
19	East Brisbane All-Districts Centre	1	14.29%	0	0.00%	3	42.86%	3	42.86%	7	0	0.00%	7	0.02%
20	Hervey Bay All-Districts Centre	1	100.00%	0	0.00%	0	0.00%	0	0.00%	1	0	0.00%	1	0.00%
21	Mackay All-Districts Centre	0	0.00%	0	0.00%	1	100.00%	0	0.00%	1	0	0.00%	1	0.00%
22	Maroochydore All-Districts Centre	0	0.00%	1	33.33%	1	33.33%	1	33.33%	3	1	25.00%	4	0.01%
23	Morayfield All-Districts Centre	7	36.84%	8	42.11%	0	0.00%	4	21.05%	19	0	0.00%	19	0.06%
24	Noosa All-Districts Centre	0	0.00%	0	0.00%	0	0.00%	0	0.00%	0	0	0.00%	0	0.00%
25	Oodgeroo All-Districts Centre	0	0.00%	0	0.00%	1	100.00%	0	0.00%	1	0	0.00%	1	0.00%
26	Redcliffe All-Districts Centre	6	50.00%	4	33.33%	0	0.00%	2	16.67%	12	3	20.00%	15	0.05%
27	Southport All-Districts Centre	0	0.00%	0	0.00%	0	0.00%	0	0.00%	0	0	0.00%	0	0.00%
28	Telephone Voting	1	100.00%	0	0.00%	0	0.00%	0	0.00%	1	0	0.00%	1	0.00%
29	Townsville All-Districts Centre	0	0.00%	0	0.00%	0	0.00%	0	0.00%	0	0	0.00%	0	0.00%
30	Vulture Street All-Districts Centre	0	0.00%	0	0.00%	1	100.00%	0	0.00%	1	0	0.00%	1	0.00%
31	Woolloongabba All-Districts Centre	2	50.00%	0	0.00%	2	50.00%	0	0.00%	4	0	0.00%	4	0.01%
32	Brisbane CBD All-Districts Centre Pre-Poll	141	50.54%	31	11.11%	34	12.19%	73	26.16%	279	5	1.76%	284	0.88%
33	Bundaberg All-Districts Centre Pre-Poll	1	11.11%	3	33.33%	2	22.22%	3	33.33%	9	0	0.00%	9	0.03%
34	Burleigh All-Districts Centre Pre-Poll	2	66.67%	0	0.00%	0	0.00%	1	33.33%	3	1	25.00%	4	0.01%
35	Cairns All-Districts Centre Pre-Poll	1	33.33%	1	33.33%	0	0.00%	1	33.33%	3	0	0.00%	3	0.01%
36	Electoral Visit	69	37.30%	17	9.19%	10	5.41%	89	48.11%	185	4	2.12%	189	0.58%
37	Hervey Bay All-Districts Centre Pre-poll	1	25.00%	1	25.00%	1	25.00%	1	25.00%	4	0	0.00%	4	0.01%
38	Mackay All-Districts Centre Pre-Poll	2	66.67%	0	0.00%	1	33.33%	0	0.00%	3	0	0.00%	3	0.01%
39	Maroochydore All-Districts Centre Pre-Poll	5	41.67%	3	25.00%	2	16.67%	2	16.67%	12	0	0.00%	12	0.04%
40	Morayfield All-Districts Centre Pre-poll	38	37.25%	24	23.53%	9	8.82%	31	30.39%	102	5	4.67%	107	0.33%
41	Noosa All-Districts Centre Pre-Poll	1	25.00%	3	75.00%	0	0.00%	0	0.00%	4	0	0.00%	4	0.01%
42	Oodgeroo All-Districts Centre Pre-Poll	2	50.00%	1	25.00%	0	0.00%	1	25.00%	4	0	0.00%	4	0.01%
43	Redcliffe All-Districts Centre Pre-Poll	466	39.13%	219	18.39%	86	7.22%	420	35.26%	1,191	45	3.64%	1,236	3.82%
44	Southport All-Districts Centre Pre-Poll	2	66.67%	0	0.00%	0	0.00%	1	33.33%	3	0	0.00%	3	0.01%
45	Telephone Voting - Pre-poll	3	42.86%	0	0.00%	0	0.00%	4	57.14%	7	0	0.00%	7	0.02%
46	Townsville All-Districts Centre Pre-Poll	2	25.00%	4	50.00%	0	0.00%	2	25.00%	8	1	11.11%	9	0.03%
47	eAssist - Coorparoo Pre-Poll	0	0.00%	0	0.00%	0	0.00%	1	100.00%	1	0	0.00%	1	0.00%
48	Returning Officer Murrumba Pre-Poll	2,841	45.26%	1,430	22.78%	414	6.60%	1,592	25.36%	6,277	227	3.49%	6,504	20.11%
49	Returning Officer Algester Pre-Poll	0	0.00%	0	0.00%	0	0.00%	0	0.00%	0	0	0.00%	0	0.00%
50	Returning Officer Aspley Pre-Poll	25	51.02%	6	12.24%	4	8.16%	14	28.57%	49	1	2.00%	50	0.15%
51	Returning Officer Bancroft Pre-Poll	104	44.07%	43	18.22%	19	8.05%	70	29.66%	236	7	2.88%	243	0.75%
52	Returning Officer Barron River Pre-Poll	2	100.00%	0	0.00%	0	0.00%	0	0.00%	2	0	0.00%	2	0.01%
53	Returning Officer Bonney Pre-Poll	0	0.00%	0	0.00%	0	0.00%	0	0.00%	0	0	0.00%	0	0.00%
54	Returning Officer Broadwater Pre-Poll	1	50.00%	1	50.00%	0	0.00%	0	0.00%	2	0	0.00%	2	0.01%
55	Returning Officer Buderim Pre-Poll	1	25.00%	2	50.00%	0	0.00%	1	25.00%	4	0	0.00%	4	0.01%
56	Returning Officer Bulimba Pre-Poll	0	0.00%	0	0.00%	0	0.00%	0	0.00%	0	0	0.00%	0	0.00%
57	Returning Officer Bundaberg Pre-Poll	0	0.00%	0	0.00%	0	0.00%	0	0.00%	0	0	0.00%	0	0.00%
58	Returning Officer Bundamba Pre-Poll	0	0.00%	0	0.00%	0	0.00%	0	0.00%	0	0	0.00%	0	0.00%
59	Returning Officer Burdekin Pre-Poll	0	0.00%	0	0.00%	0	0.00%	0	0.00%	0	0	0.00%	0	0.00%
60	Returning Officer Burleigh Pre-Poll	0	0.00%	0	0.00%	0	0.00%	0	0.00%	0	0	0.00%	0	0.00%
61	Returning Officer Burnett Pre-Poll	0	0.00%	0	0.00%	0	0.00%	0	0.00%	0	0	0.00%	0	0.00%

62	Returning Officer Cairns Pre-Poll	0	0.00%	0	0.00%	0	0.00%	0	0.00%	0	0	0.00%	0	0.00%
63	Returning Officer Callide Pre-Poll	0	0.00%	0	0.00%	0	0.00%	1	100.00%	1	0	0.00%	1	0.00%
64	Returning Officer Caloundra Pre-Poll	2	28.57%	2	28.57%	1	14.29%	2	28.57%	7	1	12.50%	8	0.02%
65	Returning Officer Capalaba Pre-Poll	0	0.00%	0	0.00%	0	0.00%	0	0.00%	0	0	0.00%	0	0.00%
66	Returning Officer Chatsworth Pre-Poll	0	0.00%	0	0.00%	0	0.00%	0	0.00%	0	0	0.00%	0	0.00%
67	Returning Officer Clayfield Pre-Poll	3	37.50%	1	12.50%	1	12.50%	3	37.50%	8	1	11.11%	9	0.03%
68	Returning Officer Condamine Pre-Poll	0	0.00%	0	0.00%	0	0.00%	0	0.00%	0	0	0.00%	0	0.00%
69	Returning Officer Cook Pre-Poll	0	0.00%	0	0.00%	0	0.00%	0	0.00%	0	0	0.00%	0	0.00%
70	Returning Officer Coomera Pre-Poll	1	50.00%	0	0.00%	0	0.00%	1	50.00%	2	0	0.00%	2	0.01%
71	Returning Officer Cooper Pre-Poll	2	33.33%	1	16.67%	1	16.67%	2	33.33%	6	1	14.29%	7	0.02%
72	Returning Officer Currumbin Pre-Poll	0	0.00%	0	0.00%	0	0.00%	1	100.00%	1	0	0.00%	1	0.00%
73	Returning Officer Everton Pre-Poll	0	0.00%	2	66.67%	1	33.33%	0	0.00%	3	0	0.00%	3	0.01%
74	Returning Officer Ferny Grove Pre-Poll	2	40.00%	0	0.00%	1	20.00%	2	40.00%	5	0	0.00%	5	0.02%
75	Returning Officer Gaven Pre-Poll	0	0.00%	0	0.00%	0	0.00%	0	0.00%	0	0	0.00%	0	0.00%
76	Returning Officer Gladstone Pre-Poll	0	0.00%	1	50.00%	0	0.00%	1	50.00%	2	1	33.33%	3	0.01%
77	Returning Officer Glass House Pre-Poll	0	0.00%	0	0.00%	0	0.00%	0	0.00%	0	0	0.00%	0	0.00%
78	Returning Officer Greenslopes Pre-Poll	0	0.00%	1	33.33%	0	0.00%	2	66.67%	3	0	0.00%	3	0.01%
79	Returning Officer Gregory Pre-Poll	0	0.00%	3	100.00%	0	0.00%	0	0.00%	3	0	0.00%	3	0.01%
80	Returning Officer Gympie Pre-Poll	0	0.00%	1	100.00%	0	0.00%	0	0.00%	1	0	0.00%	1	0.00%
81	Returning Officer Hervey Bay Pre-Poll	0	0.00%	0	0.00%	0	0.00%	0	0.00%	0	0	0.00%	0	0.00%
82	Returning Officer Hill Pre-Poll	0	0.00%	0	0.00%	0	0.00%	0	0.00%	0	0	0.00%	0	0.00%
83	Returning Officer Hinchinbrook Pre-Poll	0	0.00%	0	0.00%	0	0.00%	0	0.00%	0	0	0.00%	0	0.00%
84	Returning Officer Inala Pre-Poll	0	0.00%	0	0.00%	1	50.00%	1	50.00%	2	0	0.00%	2	0.01%
85	Returning Officer Ipswich Pre-Poll	1	100.00%	0	0.00%	0	0.00%	0	0.00%	1	0	0.00%	1	0.00%
86	Returning Officer Ipswich West Pre-Poll	0	0.00%	0	0.00%	0	0.00%	0	0.00%	0	0	0.00%	0	0.00%
87	Returning Officer Jordan Pre-Poll	0	0.00%	1	100.00%	0	0.00%	0	0.00%	1	0	0.00%	1	0.00%
88	Returning Officer Kawana Pre-Poll	2	28.57%	2	28.57%	1	14.29%	2	28.57%	7	0	0.00%	7	0.02%
89	Returning Officer Keppel Pre-Poll	1	100.00%	0	0.00%	0	0.00%	0	0.00%	1	0	0.00%	1	0.00%
90	Returning Officer Kurwongbah Pre-Poll	15	27.78%	20	37.04%	4	7.41%	15	27.78%	54	5	8.47%	59	0.18%
91	Returning Officer Lockyer Pre-Poll	0	0.00%	0	0.00%	0	0.00%	0	0.00%	0	1	0.00%	1	0.00%
92	Returning Officer Logan Pre-Poll	0	0.00%	1	50.00%	0	0.00%	1	50.00%	2	0	0.00%	2	0.01%
93	Returning Officer Lytton Pre-Poll	1	50.00%	1	50.00%	0	0.00%	0	0.00%	2	0	0.00%	2	0.01%
94	Returning Officer Macalister Pre-Poll	0	0.00%	0	0.00%	0	0.00%	0	0.00%	0	0	0.00%	0	0.00%
95	Returning Officer Mackay Pre-Poll	0	0.00%	0	0.00%	0	0.00%	0	0.00%	0	0	0.00%	0	0.00%
96	Returning Officer Maiwar Pre-Poll	0	0.00%	1	100.00%	0	0.00%	0	0.00%	1	0	0.00%	1	0.00%
97	Returning Officer Mansfield Pre-Poll	0	0.00%	0	0.00%	0	0.00%	0	0.00%	0	0	0.00%	0	0.00%
98	Returning Officer Maroochydore Pre-Poll	0	0.00%	0	0.00%	0	0.00%	0	0.00%	0	0	0.00%	0	0.00%
99	Returning Officer Maryborough Pre-Poll	2	100.00%	0	0.00%	0	0.00%	0	0.00%	2	0	0.00%	2	0.01%
100	Returning Officer Mcconnel Pre-Poll	7	58.33%	4	33.33%	0	0.00%	1	8.33%	12	0	0.00%	12	0.04%
101	Returning Officer Mermaid Beach Pre-Poll	1	100.00%	0	0.00%	0	0.00%	0	0.00%	1	0	0.00%	1	0.00%
102	Returning Officer Miller Pre-Poll	2	40.00%	0	0.00%	3	60.00%	0	0.00%	5	0	0.00%	5	0.02%
103	Returning Officer Mirani Pre-Poll	0	0.00%	0	0.00%	0	0.00%	0	0.00%	0	0	0.00%	0	0.00%
104	Returning Officer Moggill Pre-Poll	0	0.00%	0	0.00%	0	0.00%	1	100.00%	1	0	0.00%	1	0.00%
105	Returning Officer Morayfield Pre-Poll	0	0.00%	0	0.00%	0	0.00%	0	0.00%	0	0	0.00%	0	0.00%
106	Returning Officer Mount Ommaney Pre-Poll	1	50.00%	1	50.00%	0	0.00%	0	0.00%	2	0	0.00%	2	0.01%
107	Returning Officer Mudgeeraba Pre-Poll	0	0.00%	0	0.00%	0	0.00%	0	0.00%	0	0	0.00%	0	0.00%
108	Returning Officer Mulgrave Pre-Poll	0	0.00%	0	0.00%	0	0.00%	0	0.00%	0	0	0.00%	0	0.00%
109	Returning Officer Mundingburra Pre-Poll	0	0.00%	0	0.00%	0	0.00%	0	0.00%	0	0	0.00%	0	0.00%
110	Returning Officer Nanango Pre-Poll	0	0.00%	0	0.00%	0	0.00%	0	0.00%	0	0	0.00%	0	0.00%
111	Returning Officer Nicklin Pre-Poll	0	0.00%	1	50.00%	0	0.00%	1	50.00%	2	0	0.00%	2	0.01%
112	Returning Officer Ninderry Pre-Poll	1	100.00%	0	0.00%	0	0.00%	0	0.00%	1	0	0.00%	1	0.00%
113	Returning Officer Noosa Pre-Poll	0	0.00%	0	0.00%	0	0.00%	0	0.00%	0	0	0.00%	0	0.00%
114	Returning Officer Nudgee Pre-Poll	10	47.62%	5	23.81%	0	0.00%	6	28.57%	21	0	0.00%	21	0.06%
115	Returning Officer Oodgeroo Pre-Poll	0	0.00%	0	0.00%	0	0.00%	0	0.00%	0	0	0.00%	0	0.00%
116	Returning Officer Pine Rivers Pre-Poll	71	39.66%	46	25.70%	12	6.70%	50	27.93%	179	6	3.24%	185	0.57%
117	Returning Officer Pumicestone Pre-Poll	9	42.86%	5	23.81%	0	0.00%	7	33.33%	21	1	4.55%	22	0.07%
118	Returning Officer Redcliffe Pre-Poll	0	0.00%	0	0.00%	0	0.00%	0	0.00%	0	0	0.00%	0	0.00%
119	Returning Officer Redlands Pre-Poll	1	100.00%	0	0.00%	0	0.00%	0	0.00%	1	0	0.00%	1	0.00%
120	Returning Officer Rockhampton Pre-Poll	6	54.55%	1	9.09%	0	0.00%	4	36.36%	11	0	0.00%	11	0.03%
121	Returning Officer Sandgate Pre-Poll	30	63.83%	7	14.89%	3	6.38%	7	14.89%	47	5	9.62%	52	0.16%
122	Returning Officer Scenic Rim Pre-Poll	1	33.33%	1	33.33%	0	0.00%	1	33.33%	3	0	0.00%	3	0.01%
123	Returning Officer South Brisbane Pre-Poll	0	0.00%	0	0.00%	1	100.00%	0	0.00%	1	0	0.00%	1	0.00%
124	Returning Officer Southern Downs Pre-Poll	0	0.00%	0	0.00%	0	0.00%	1	100.00%	1	0	0.00%	1	0.00%
125	Returning Officer Southport Pre-Poll	0	0.00%	0	0.00%	0	0.00%	0	0.00%	0	0	0.00%	0	0.00%
126	Returning Officer Springwood Pre-Poll	1	50.00%	0	0.00%	0	0.00%	1	50.00%	2	0	0.00%	2	0.01%
127	Returning Officer Stafford Pre-Poll	6	27.27%	10	45.45%	2	9.09%	4	18.18%	22	0	0.00%	22	0.07%
128	Returning Officer Stretton Pre-Poll	0	0.00%	0	0.00%	0	0.00%	0	0.00%	0	0	0.00%	0	0.00%
129	Returning Officer Surfers Paradise Pre-Poll	0	0.00%	0	0.00%	0	0.00%	0	0.00%	0	0	0.00%	0	0.00%
130	Returning Officer Theodore Pre-Poll	0	0.00%	0	0.00%	0	0.00%	0	0.00%	0	0	0.00%	0	0.00%
131	Returning Officer Thuringowa Pre-Poll	0	0.00%	0	0.00%	0	0.00%	0	0.00%	0	0	0.00%	0	0.00%

132	Returning Officer Toohey Pre-Poll	0	0.00%	0	0.00%	0	0.00%	0	0.00%	0	0	0.00%	0	0.00%
133	Returning Officer Toowoomba North Pre-Poll	0	0.00%	0	0.00%	0	0.00%	1	100.00%	1	0	0.00%	1	0.00%
134	Returning Officer Toowoomba South Pre-Poll	0	0.00%	2	100.00%	0	0.00%	0	0.00%	2	0	0.00%	2	0.01%
135	Returning Officer Townsville Pre-Poll	0	0.00%	0	0.00%	0	0.00%	0	0.00%	0	0	0.00%	0	0.00%
136	Returning Officer Traeger Pre-Poll	1	100.00%	0	0.00%	0	0.00%	0	0.00%	1	0	0.00%	1	0.00%
137	Returning Officer Warrego Pre-Poll	1	50.00%	1	50.00%	0	0.00%	0	0.00%	2	0	0.00%	2	0.01%
138	Returning Officer Waterford Pre-Poll	0	0.00%	0	0.00%	0	0.00%	0	0.00%	0	0	0.00%	0	0.00%
139	Returning Officer Whitsunday Pre-Poll	0	0.00%	0	0.00%	0	0.00%	0	0.00%	0	0	0.00%	0	0.00%
140	Returning Officer Woodridge Pre-Poll	0	0.00%	2	100.00%	0	0.00%	0	0.00%	2	0	0.00%	2	0.01%
	Polling Booth Totals	**11,880**	**46.44%**	**4,860**	**19.00%**	**2,339**	**9.14%**	**6,501**	**25.41%**	**25,580**	**1,144**	**4.28%**	**26,724**	**82.62%**
	Postal, Special Postal, Unenrolled Votes	1,338	40.83%	685	20.90%	207	6.32%	1,047	31.95%	3,277	203	5.83%	3,480	10.76%
	Pre-Poll (In Person) Absent Votes	65	41.94%	45	29.03%	15	9.68%	30	19.35%	155	3	1.90%	158	0.49%
	Polling Day Absent Votes	719	43.31%	361	21.75%	255	15.36%	325	19.58%	1,660	77	4.43%	1,737	5.37%
	Declared Institution Votes	46	52.87%	15	17.24%	9	10.34%	17	19.54%	87	5	5.43%	92	0.28%
	Polling Day Declaration Votes	63	42.57%	36	24.32%	16	10.81%	33	22.30%	148	5	3.27%	153	0.47%
	Uncertain Identity	0	0.00%	0	0.00%	0	0.00%	0	0.00%	0	0	0.00%	0	0.00%
	Declaration and Pre-Poll Votes Totals	**2,231**	**41.88%**	**1,142**	**21.44%**	**502**	**9.42%**	**1,452**	**27.26%**	**5,327**	**293**	**5.21%**	**5,620**	**17.38%**
	Total First Preference Votes	**14,111**	**45.66%**	**6,002**	**19.42%**	**2,841**	**9.19%**	**7,953**	**25.73%**	**30,907**	**1,437**	**4.44%**	**32,344**	**100.00%**

Distribution of Preferences

Preference Distribution	* MILES Steven Votes	%	DARE Scott Votes	%	KENNEDY Jason Votes	%	GULLEY Reg Votes	%	Votes remaining in count	Exhausted Votes	%	Total Formal Votes
First Preference Votes	14,111	45.66%	6,002	19.42%	2,841	9.19%	7,953	25.73%	30,907			30,907
KENNEDY Excluded (1st)	**1,773**	**62.41%**	**500**	**17.60%**			**568**	**19.99%**	**2,841**	**0**	**0.00%**	**2,841**
Total	15,884	51.39%	6,502	21.04%			8,521	27.57%	30,907	0	0.00%	30,907
DARE Excluded (2nd)	**2,512**	**38.63%**					**3,990**	**61.37%**	**6,502**	**0**	**0.00%**	**6,502**
District Total	**18,396**	**59.52%**					**12,511**	**40.48%**	**30,907**	**0**	**0.00%**	**30,907**

*** Indicates the winner**

63 - Electoral District of Nanango

First Preference Votes Polled for each Candidate at each Polling Booth

Booth No.	Polling Booth	HARBISON John GRN Votes	%	* FRECKLINGTON Deb LNP Votes	%	GRANT Douglas ONP Votes	%	RANKIN Ben ALP Votes	%	Total Formal Votes	Informal Votes	%	Total Votes	% of Total Votes
1	Blackbutt	43	5.90%	246	33.74%	230	31.55%	210	28.81%	729	24	3.19%	753	2.32%
2	Booie	10	7.09%	61	43.26%	45	31.91%	25	17.73%	141	5	3.42%	146	0.45%
3	Brooklands	1	1.11%	48	53.33%	25	27.78%	16	17.78%	90	3	3.23%	93	0.29%
4	Cherbourg	28	9.62%	88	30.24%	17	5.84%	158	54.30%	291	10	3.32%	301	0.93%
5	Cloyna	1	0.49%	119	58.62%	59	29.06%	24	11.82%	203	6	2.87%	209	0.64%
6	Coolabunia	18	7.03%	163	63.67%	48	18.75%	27	10.55%	256	2	0.78%	258	0.80%
7	Coominya	52	6.90%	231	30.64%	255	33.82%	216	28.65%	754	31	3.95%	785	2.42%
8	Cooyar	8	4.21%	90	47.37%	58	30.53%	34	17.89%	190	2	1.04%	192	0.59%
9	Crows Nest	8	5.97%	67	50.00%	40	29.85%	19	14.18%	134	4	2.90%	138	0.43%
10	Durong	2	2.27%	57	64.77%	23	26.14%	6	6.82%	88	6	6.38%	94	0.29%
11	Esk	60	5.23%	453	39.46%	339	29.53%	296	25.78%	1,148	37	3.12%	1,185	3.65%
12	Fernvale	43	11.94%	134	37.22%	105	29.17%	78	21.67%	360	11	2.96%	371	1.14%
13	Goomeri	18	4.58%	231	58.78%	93	23.66%	51	12.98%	393	15	3.68%	408	1.26%
14	Inverlaw	8	5.63%	80	56.34%	43	30.28%	11	7.75%	142	4	2.74%	146	0.45%
15	Kilcoy	76	5.58%	642	47.17%	366	26.89%	277	20.35%	1,361	40	2.86%	1,401	4.32%
16	Kilkivan	31	7.11%	171	39.22%	130	29.82%	104	23.85%	436	21	4.60%	457	1.41%
17	Kingaroy	61	6.13%	478	48.04%	267	26.83%	189	18.99%	995	37	3.59%	1,032	3.18%
18	Kingaroy East	77	6.10%	665	52.65%	268	21.22%	253	20.03%	1,263	36	2.77%	1,299	4.00%
19	Kumbia	9	2.75%	190	58.10%	89	27.22%	39	11.93%	327	12	3.54%	339	1.04%
20	Maidenwell	8	4.40%	107	58.79%	42	23.08%	25	13.74%	182	6	3.19%	188	0.58%
21	Mondure	7	4.19%	103	61.68%	47	28.14%	10	5.99%	167	5	2.91%	172	0.53%
22	Moore	13	4.10%	159	50.16%	90	28.39%	55	17.35%	317	10	3.06%	327	1.01%
23	Mount Kilcoy	24	6.63%	196	54.14%	87	24.03%	55	15.19%	362	10	2.69%	372	1.15%
24	Mount Tarampa	18	7.11%	98	38.74%	69	27.27%	68	26.88%	253	10	3.80%	263	0.81%
25	Murgon	60	4.94%	637	52.47%	305	25.12%	212	17.46%	1,214	38	3.04%	1,252	3.86%
26	Nanango	78	6.63%	509	43.25%	321	27.27%	269	22.85%	1,177	55	4.46%	1,232	3.80%
27	Proston	17	4.20%	192	47.41%	105	25.93%	91	22.47%	405	18	4.26%	423	1.30%
28	Quinalow	3	2.44%	89	72.36%	25	20.33%	6	4.88%	123	3	2.38%	126	0.39%
29	Taabinga	35	4.16%	412	48.99%	249	29.61%	145	17.24%	841	38	4.32%	879	2.71%
30	Tansey	5	4.85%	70	67.96%	18	17.48%	10	9.71%	103	1	0.96%	104	0.32%
31	Tingoora	19	6.38%	129	43.29%	98	32.89%	52	17.45%	298	16	5.10%	314	0.97%
32	Toogoolawah	42	3.89%	564	52.27%	264	24.47%	209	19.37%	1,079	28	2.53%	1,107	3.41%
33	Wheatlands	1	0.91%	75	68.18%	30	27.27%	4	3.64%	110	2	1.79%	112	0.35%
34	Wondai	67	5.96%	532	47.29%	298	26.49%	228	20.27%	1,125	42	3.60%	1,167	3.60%
35	Wooroolin	8	3.29%	133	54.73%	73	30.04%	29	11.93%	243	11	4.33%	254	0.78%
36	Yarraman	33	6.25%	220	41.67%	161	30.49%	114	21.59%	528	12	2.22%	540	1.66%
37	Brisbane CBD All-Districts Centre	1	25.00%	2	50.00%	1	25.00%	0	0.00%	4	1	20.00%	5	0.02%
38	Bundaberg All-Districts Centre	0	0.00%	1	20.00%	4	80.00%	0	0.00%	5	0	0.00%	5	0.02%
39	Burleigh All-Districts Centre	0	0.00%	0	0.00%	0	0.00%	0	0.00%	0	0	0.00%	0	0.00%
40	Cairns All-Districts Centre	0	0.00%	1	50.00%	0	0.00%	1	50.00%	2	0	0.00%	2	0.01%
41	East Brisbane All-Districts Centre	0	0.00%	1	33.33%	0	0.00%	2	66.67%	3	0	0.00%	3	0.01%
42	Hervey Bay All-Districts Centre	0	0.00%	1	50.00%	1	50.00%	0	0.00%	2	1	33.33%	3	0.01%
43	Mackay All-Districts Centre	1	50.00%	1	50.00%	0	0.00%	0	0.00%	2	0	0.00%	2	0.01%
44	Maroochydore All-Districts Centre	0	0.00%	1	25.00%	2	50.00%	1	25.00%	4	0	0.00%	4	0.01%
45	Morayfield All-Districts Centre	0	0.00%	1	33.33%	0	0.00%	2	66.67%	3	0	0.00%	3	0.01%
46	Noosa All-Districts Centre	0	0.00%	0	0.00%	0	0.00%	0	0.00%	0	0	0.00%	0	0.00%
47	Oodgeroo All-Districts Centre	0	0.00%	0	0.00%	0	0.00%	0	0.00%	0	0	0.00%	0	0.00%
48	Redcliffe All-Districts Centre	0	0.00%	1	50.00%	0	0.00%	1	50.00%	2	0	0.00%	2	0.01%
49	Southport All-Districts Centre	0	0.00%	0	0.00%	0	0.00%	0	0.00%	0	0	0.00%	0	0.00%
50	Telephone Voting	0	0.00%	2	40.00%	3	60.00%	0	0.00%	5	0	0.00%	5	0.02%
51	Townsville All-Districts Centre	0	0.00%	0	0.00%	0	0.00%	0	0.00%	0	0	0.00%	0	0.00%
52	Vulture Street All-Districts Centre	0	0.00%	1	50.00%	0	0.00%	1	50.00%	2	0	0.00%	2	0.01%
53	Woolloongabba All-Districts Centre	0	0.00%	0	0.00%	0	0.00%	0	0.00%	0	0	0.00%	0	0.00%
54	Brisbane CBD All-Districts Centre Pre-Poll	9	26.47%	13	38.24%	5	14.71%	7	20.59%	34	1	2.86%	35	0.11%
55	Bundaberg All-Districts Centre Pre-Poll	0	0.00%	1	33.33%	1	33.33%	1	33.33%	3	1	25.00%	4	0.01%
56	Burleigh All-Districts Centre Pre-Poll	0	0.00%	4	66.67%	1	16.67%	1	16.67%	6	1	14.29%	7	0.02%
57	Cairns All-Districts Centre Pre-Poll	0	0.00%	3	60.00%	1	20.00%	1	20.00%	5	0	0.00%	5	0.02%
58	Electoral Visit	6	4.44%	84	62.22%	21	15.56%	24	17.78%	135	1	0.74%	136	0.42%
59	Hervey Bay All-Districts Centre Pre-poll	0	0.00%	15	68.18%	4	18.18%	3	13.64%	22	4	15.38%	26	0.08%
60	Mackay All-Districts Centre Pre-Poll	0	0.00%	1	25.00%	1	25.00%	2	50.00%	4	0	0.00%	4	0.01%
61	Maroochydore All-Districts Centre Pre-Poll	0	0.00%	10	50.00%	5	25.00%	5	25.00%	20	0	0.00%	20	0.06%
62	Morayfield All-Districts Centre Pre-poll	4	3.42%	50	42.74%	40	34.19%	23	19.66%	117	1	0.85%	118	0.36%

63	Noosa All-Districts Centre Pre-Poll	0	0.00%	12	80.00%	2	13.33%	1	6.67%	15	0	0.00%	15	0.05%
64	Oodgeroo All-Districts Centre Pre-Poll	1	16.67%	1	16.67%	4	66.67%	0	0.00%	6	0	0.00%	6	0.02%
65	Redcliffe All-Districts Centre Pre-Poll	1	6.25%	5	31.25%	4	25.00%	6	37.50%	16	1	5.88%	17	0.05%
66	Southport All-Districts Centre Pre-Poll	1	14.29%	4	57.14%	0	0.00%	2	28.57%	7	0	0.00%	7	0.02%
67	Telephone Voting - Pre-poll	0	0.00%	3	42.86%	1	14.29%	3	42.86%	7	0	0.00%	7	0.02%
68	Townsville All-Districts Centre Pre-Poll	1	16.67%	2	33.33%	2	33.33%	1	16.67%	6	0	0.00%	6	0.02%
69	eAssist - Coorparoo Pre-Poll	0	0.00%	0	0.00%	0	0.00%	0	0.00%	0	0	0.00%	0	0.00%
70	Blackbutt Pre-poll	35	5.48%	280	43.82%	196	30.67%	128	20.03%	639	18	2.74%	657	2.02%
71	Kilkivan Pre-Poll	11	5.00%	113	51.36%	63	28.64%	33	15.00%	220	4	1.79%	224	0.69%
72	Kingaroy Pre-poll	178	4.15%	2,280	53.22%	1,157	27.01%	669	15.62%	4,284	116	2.64%	4,400	13.56%
73	Returning Officer Nanango Pre-Poll	88	4.13%	928	43.57%	644	30.23%	470	22.07%	2,130	51	2.34%	2,181	6.72%
74	Returning Officer Algester Pre-Poll	0	0.00%	0	0.00%	0	0.00%	0	0.00%	0	0	0.00%	0	0.00%
75	Returning Officer Aspley Pre-Poll	0	0.00%	1	33.33%	1	33.33%	1	33.33%	3	0	0.00%	3	0.01%
76	Returning Officer Bancroft Pre-Poll	0	0.00%	0	0.00%	0	0.00%	0	0.00%	0	0	0.00%	0	0.00%
77	Returning Officer Barron River Pre-Poll	0	0.00%	0	0.00%	0	0.00%	0	0.00%	0	0	0.00%	0	0.00%
78	Returning Officer Bonney Pre-Poll	0	0.00%	0	0.00%	0	0.00%	0	0.00%	0	0	0.00%	0	0.00%
79	Returning Officer Broadwater Pre-Poll	0	0.00%	0	0.00%	0	0.00%	0	0.00%	0	0	0.00%	0	0.00%
80	Returning Officer Buderim Pre-Poll	0	0.00%	1	33.33%	1	33.33%	1	33.33%	3	1	25.00%	4	0.01%
81	Returning Officer Bulimba Pre-Poll	0	0.00%	0	0.00%	1	50.00%	1	50.00%	2	0	0.00%	2	0.01%
82	Returning Officer Bundaberg Pre-Poll	0	0.00%	0	0.00%	0	0.00%	0	0.00%	0	0	0.00%	0	0.00%
83	Returning Officer Bundamba Pre-Poll	4	18.18%	8	36.36%	6	27.27%	4	18.18%	22	0	0.00%	22	0.07%
84	Returning Officer Burdekin Pre-Poll	0	0.00%	0	0.00%	0	0.00%	0	0.00%	0	0	0.00%	0	0.00%
85	Returning Officer Burleigh Pre-Poll	0	0.00%	0	0.00%	0	0.00%	0	0.00%	0	0	0.00%	0	0.00%
86	Returning Officer Burnett Pre-Poll	0	0.00%	0	0.00%	0	0.00%	0	0.00%	0	0	0.00%	0	0.00%
87	Returning Officer Cairns Pre-Poll	0	0.00%	0	0.00%	0	0.00%	0	0.00%	0	0	0.00%	0	0.00%
88	Returning Officer Callide Pre-Poll	0	0.00%	1	100.00%	0	0.00%	0	0.00%	1	0	0.00%	1	0.00%
89	Returning Officer Caloundra Pre-Poll	0	0.00%	6	50.00%	5	41.67%	1	8.33%	12	2	14.29%	14	0.04%
90	Returning Officer Capalaba Pre-Poll	0	0.00%	0	0.00%	1	50.00%	1	50.00%	2	0	0.00%	2	0.01%
91	Returning Officer Chatsworth Pre-Poll	0	0.00%	2	100.00%	0	0.00%	0	0.00%	2	0	0.00%	2	0.01%
92	Returning Officer Clayfield Pre-Poll	0	0.00%	3	100.00%	0	0.00%	0	0.00%	3	0	0.00%	3	0.01%
93	Returning Officer Condamine Pre-Poll	0	0.00%	0	0.00%	0	0.00%	0	0.00%	0	0	0.00%	0	0.00%
94	Returning Officer Cook Pre-Poll	0	0.00%	0	0.00%	2	100.00%	0	0.00%	2	0	0.00%	2	0.01%
95	Returning Officer Coomera Pre-Poll	0	0.00%	0	0.00%	0	0.00%	0	0.00%	0	0	0.00%	0	0.00%
96	Returning Officer Cooper Pre-Poll	0	0.00%	0	0.00%	0	0.00%	1	100.00%	1	1	50.00%	2	0.01%
97	Returning Officer Currumbin Pre-Poll	0	0.00%	0	0.00%	0	0.00%	1	100.00%	1	0	0.00%	1	0.00%
98	Returning Officer Everton Pre-Poll	0	0.00%	2	100.00%	0	0.00%	0	0.00%	2	0	0.00%	2	0.01%
99	Returning Officer Ferny Grove Pre-Poll	0	0.00%	1	25.00%	0	0.00%	3	75.00%	4	0	0.00%	4	0.01%
100	Returning Officer Gaven Pre-Poll	0	0.00%	0	0.00%	1	100.00%	0	0.00%	1	0	0.00%	1	0.00%
101	Returning Officer Gladstone Pre-Poll	3	75.00%	0	0.00%	1	25.00%	0	0.00%	4	0	0.00%	4	0.01%
102	Returning Officer Glass House Pre-Poll	2	25.00%	0	0.00%	3	37.50%	3	37.50%	8	1	11.11%	9	0.03%
103	Returning Officer Greenslopes Pre-Poll	0	0.00%	0	0.00%	0	0.00%	0	0.00%	0	1	0.00%	1	0.00%
104	Returning Officer Gregory Pre-Poll	0	0.00%	2	100.00%	0	0.00%	0	0.00%	2	0	0.00%	2	0.01%
105	Returning Officer Gympie Pre-Poll	1	2.17%	23	50.00%	17	36.96%	5	10.87%	46	1	2.13%	47	0.14%
106	Returning Officer Hervey Bay Pre-Poll	0	0.00%	0	0.00%	0	0.00%	0	0.00%	0	0	0.00%	0	0.00%
107	Returning Officer Hill Pre-Poll	0	0.00%	0	0.00%	0	0.00%	1	100.00%	1	0	0.00%	1	0.00%
108	Returning Officer Hinchinbrook Pre-Poll	0	0.00%	0	0.00%	1	100.00%	0	0.00%	1	0	0.00%	1	0.00%
109	Returning Officer Inala Pre-Poll	1	20.00%	3	60.00%	0	0.00%	1	20.00%	5	0	0.00%	5	0.02%
110	Returning Officer Ipswich Pre-Poll	3	5.17%	28	48.28%	20	34.48%	7	12.07%	58	0	0.00%	58	0.18%
111	Returning Officer Ipswich West Pre-Poll	0	0.00%	0	0.00%	0	0.00%	0	0.00%	0	0	0.00%	0	0.00%
112	Returning Officer Jordan Pre-Poll	0	0.00%	0	0.00%	0	0.00%	0	0.00%	0	0	0.00%	0	0.00%
113	Returning Officer Kawana Pre-Poll	1	12.50%	4	50.00%	0	0.00%	3	37.50%	8	0	0.00%	8	0.02%
114	Returning Officer Keppel Pre-Poll	0	0.00%	1	100.00%	0	0.00%	0	0.00%	1	0	0.00%	1	0.00%
115	Returning Officer Kurwongbah Pre-Poll	1	10.00%	3	30.00%	2	20.00%	4	40.00%	10	0	0.00%	10	0.03%
116	Returning Officer Lockyer Pre-Poll	6	6.32%	41	43.16%	30	31.58%	18	18.95%	95	6	5.94%	101	0.31%
117	Returning Officer Logan Pre-Poll	0	0.00%	0	0.00%	1	100.00%	0	0.00%	1	0	0.00%	1	0.00%
118	Returning Officer Lytton Pre-Poll	0	0.00%	2	100.00%	0	0.00%	0	0.00%	2	0	0.00%	2	0.01%
119	Returning Officer Macalister Pre-Poll	0	0.00%	0	0.00%	0	0.00%	0	0.00%	0	0	0.00%	0	0.00%
120	Returning Officer Mackay Pre-Poll	0	0.00%	0	0.00%	0	0.00%	0	0.00%	0	0	0.00%	0	0.00%
121	Returning Officer Maiwar Pre-Poll	1	100.00%	0	0.00%	0	0.00%	0	0.00%	1	0	0.00%	1	0.00%
122	Returning Officer Mansfield Pre-Poll	0	0.00%	1	100.00%	0	0.00%	0	0.00%	1	0	0.00%	1	0.00%
123	Returning Officer Maroochydore Pre-Poll	0	0.00%	0	0.00%	0	0.00%	0	0.00%	0	0	0.00%	0	0.00%
124	Returning Officer Maryborough Pre-Poll	0	0.00%	0	0.00%	1	33.33%	2	66.67%	3	0	0.00%	3	0.01%
125	Returning Officer Mcconnel Pre-Poll	0	0.00%	0	0.00%	0	0.00%	0	0.00%	0	0	0.00%	0	0.00%
126	Returning Officer Mermaid Beach Pre-Poll	2	50.00%	0	0.00%	0	0.00%	2	50.00%	4	0	0.00%	4	0.01%
127	Returning Officer Miller Pre-Poll	0	0.00%	1	100.00%	0	0.00%	0	0.00%	1	0	0.00%	1	0.00%
128	Returning Officer Mirani Pre-Poll	1	100.00%	0	0.00%	0	0.00%	0	0.00%	1	0	0.00%	1	0.00%
129	Returning Officer Moggill Pre-Poll	1	50.00%	0	0.00%	0	0.00%	1	50.00%	2	0	0.00%	2	0.01%
130	Returning Officer Morayfield Pre-Poll	0	0.00%	0	0.00%	0	0.00%	0	0.00%	0	0	0.00%	0	0.00%
131	Returning Officer Mount Ommaney Pre-Poll	1	16.67%	3	50.00%	1	16.67%	1	16.67%	6	0	0.00%	6	0.02%
132	Returning Officer Mudgeeraba Pre-Poll	0	0.00%	1	100.00%	0	0.00%	0	0.00%	1	0	0.00%	1	0.00%
133	Returning Officer Mulgrave Pre-Poll	0	0.00%	0	0.00%	0	0.00%	0	0.00%	0	0	0.00%	0	0.00%

134	Returning Officer Mundingburra Pre-Poll	0	0.00%	0	0.00%	0	0.00%	0	0.00%	0	0	0.00%	0	0.00%
135	Returning Officer Murrumba Pre-Poll	0	0.00%	1	20.00%	3	60.00%	1	20.00%	5	0	0.00%	5	0.02%
136	Returning Officer Nicklin Pre-Poll	0	0.00%	1	25.00%	2	50.00%	1	25.00%	4	0	0.00%	4	0.01%
137	Returning Officer Ninderry Pre-Poll	1	50.00%	1	50.00%	0	0.00%	0	0.00%	2	0	0.00%	2	0.01%
138	Returning Officer Noosa Pre-Poll	0	0.00%	0	0.00%	0	0.00%	0	0.00%	0	0	0.00%	0	0.00%
139	Returning Officer Nudgee Pre-Poll	0	0.00%	0	0.00%	0	0.00%	0	0.00%	0	0	0.00%	0	0.00%
140	Returning Officer Oodgeroo Pre-Poll	0	0.00%	0	0.00%	0	0.00%	0	0.00%	0	0	0.00%	0	0.00%
141	Returning Officer Pine Rivers Pre-Poll	0	0.00%	0	0.00%	3	100.00%	0	0.00%	3	0	0.00%	3	0.01%
142	Returning Officer Pumicestone Pre-Poll	2	10.53%	8	42.11%	4	21.05%	5	26.32%	19	1	5.00%	20	0.06%
143	Returning Officer Redcliffe Pre-Poll	0	0.00%	0	0.00%	0	0.00%	0	0.00%	0	0	0.00%	0	0.00%
144	Returning Officer Redlands Pre-Poll	0	0.00%	1	50.00%	0	0.00%	1	50.00%	2	0	0.00%	2	0.01%
145	Returning Officer Rockhampton Pre-Poll	0	0.00%	3	37.50%	3	37.50%	2	25.00%	8	0	0.00%	8	0.02%
146	Returning Officer Sandgate Pre-Poll	0	0.00%	3	50.00%	3	50.00%	0	0.00%	6	0	0.00%	6	0.02%
147	Returning Officer Scenic Rim Pre-Poll	0	0.00%	1	100.00%	0	0.00%	0	0.00%	1	0	0.00%	1	0.00%
148	Returning Officer South Brisbane Pre-Poll	0	0.00%	0	0.00%	0	0.00%	0	0.00%	0	0	0.00%	0	0.00%
149	Returning Officer Southern Downs Pre-Poll	0	0.00%	3	50.00%	2	33.33%	1	16.67%	6	0	0.00%	6	0.02%
150	Returning Officer Southport Pre-Poll	0	0.00%	0	0.00%	0	0.00%	0	0.00%	0	0	0.00%	0	0.00%
151	Returning Officer Springwood Pre-Poll	0	0.00%	0	0.00%	1	33.33%	2	66.67%	3	1	25.00%	4	0.01%
152	Returning Officer Stafford Pre-Poll	0	0.00%	1	100.00%	0	0.00%	0	0.00%	1	0	0.00%	1	0.00%
153	Returning Officer Stretton Pre-Poll	0	0.00%	0	0.00%	1	100.00%	0	0.00%	1	0	0.00%	1	0.00%
154	Returning Officer Surfers Paradise Pre-Poll	0	0.00%	0	0.00%	0	0.00%	0	0.00%	0	0	0.00%	0	0.00%
155	Returning Officer Theodore Pre-Poll	0	0.00%	0	0.00%	0	0.00%	2	100.00%	2	0	0.00%	2	0.01%
156	Returning Officer Thuringowa Pre-Poll	0	0.00%	0	0.00%	0	0.00%	0	0.00%	0	0	0.00%	0	0.00%
157	Returning Officer Toohey Pre-Poll	0	0.00%	1	50.00%	0	0.00%	1	50.00%	2	0	0.00%	2	0.01%
158	Returning Officer Toowoomba North Pre-Poll	1	3.70%	17	62.96%	7	25.93%	2	7.41%	27	0	0.00%	27	0.08%
159	Returning Officer Toowoomba South Pre-Poll	0	0.00%	10	58.82%	3	17.65%	4	23.53%	17	1	5.56%	18	0.06%
160	Returning Officer Townsville Pre-Poll	0	0.00%	0	0.00%	0	0.00%	0	0.00%	0	0	0.00%	0	0.00%
161	Returning Officer Traeger Pre-Poll	0	0.00%	1	33.33%	1	33.33%	1	33.33%	3	0	0.00%	3	0.01%
162	Returning Officer Warrego Pre-Poll	0	0.00%	7	70.00%	3	30.00%	0	0.00%	10	1	9.09%	11	0.03%
163	Returning Officer Waterford Pre-Poll	0	0.00%	0	0.00%	0	0.00%	0	0.00%	0	0	0.00%	0	0.00%
164	Returning Officer Whitsunday Pre-Poll	0	0.00%	1	100.00%	0	0.00%	0	0.00%	1	0	0.00%	1	0.00%
165	Returning Officer Woodridge Pre-Poll	0	0.00%	0	0.00%	1	100.00%	0	0.00%	1	0	0.00%	1	0.00%
	Polling Booth Totals	**1,361**	**5.24%**	**12,459**	**47.95%**	**7,077**	**27.23%**	**5,088**	**19.58%**	**25,985**	**829**	**3.09%**	**26,814**	**82.63%**
	Postal, Special Postal, Unenrolled Votes	152	4.13%	1,910	51.96%	982	26.71%	632	17.19%	3,676	186	4.82%	3,862	11.90%
	Pre-Poll (In Person) Absent Votes	15	5.91%	116	45.67%	79	31.10%	44	17.32%	254	8	3.05%	262	0.81%
	Polling Day Absent Votes	123	9.52%	507	39.24%	419	32.43%	243	18.81%	1,292	59	4.37%	1,351	4.16%
	Declared Institution Votes	2	2.94%	31	45.59%	13	19.12%	22	32.35%	68	3	4.23%	71	0.22%
	Polling Day Declaration Votes	5	5.81%	30	34.88%	36	41.86%	15	17.44%	86	6	6.52%	92	0.28%
	Uncertain Identity	0	0.00%	0	0.00%	0	0.00%	0	0.00%	0	0	0.00%	0	0.00%
	Declaration and Pre-Poll Votes Totals	**297**	**5.52%**	**2,594**	**48.25%**	**1,529**	**28.44%**	**956**	**17.78%**	**5,376**	**262**	**4.65%**	**5,638**	**17.37%**
	Total First Preference Votes	**1,658**	**5.29%**	**15,053**	**48.00%**	**8,606**	**27.44%**	**6,044**	**19.27%**	**31,361**	**1,091**	**3.36%**	**32,452**	**100.00%**

Distribution of Preferences

Preference Distribution	HARBISON John Votes	HARBISON John %	* FRECKLINGTON Deb Votes	* FRECKLINGTON Deb %	GRANT Douglas Votes	GRANT Douglas %	RANKIN Ben Votes	RANKIN Ben %	Votes remaining in count	Exhausted Votes	Exhausted %	Total Formal Votes
First Preference Votes	1,658	5.29%	15,053	48.00%	8,606	27.44%	6,044	19.27%	31,361			31,361
HARBISON Excluded (1st)			**483**	**29.13%**	**347**	**20.93%**	**828**	**49.94%**	**1,658**	**0**	**0.00%**	**1,658**
Total			15,536	49.54%	8,953	28.55%	6,872	21.91%	31,361	0	0.00%	31,361
RANKIN Excluded (2nd)			**4,335**	**63.08%**	**2,537**	**36.92%**			**6,872**	**0**	**0.00%**	**6,872**
District Total			**19,871**	**63.36%**	**11,490**	**36.64%**			**31,361**	**0**	**0.00%**	**31,361**

*** Indicates the winner**

64 - Electoral District of Nicklin

First Preference Votes Polled for each Candidate at each Polling Booth

Booth No.	Polling Booth	* HUNT Marty LNP Votes	%	TYRRELL Mick GRN Votes	%	FORD Steven ONP Votes	%	RADIC Rachel Votes	%	RAETHEL Justin ALP Votes	%	MOORE Tony R. Votes	%	HODGES Jeffrey CR Votes	%	Total Formal Votes	Informal Votes	%	Total Votes	% of Total Votes
1	Burnside	446	32.44%	156	11.35%	241	17.53%	39	2.84%	358	26.04%	79	5.75%	56	4.07%	1,375	86	5.89%	1,461	5.07%
2	Cooran	30	21.13%	32	22.54%	28	19.72%	4	2.82%	44	30.99%	0	0.00%	4	2.82%	142	8	5.33%	150	0.52%
3	Cooroy	562	29.99%	297	15.85%	366	19.53%	50	2.67%	466	24.87%	91	4.86%	42	2.24%	1,874	101	5.11%	1,975	6.85%
4	Diddillibah	32	30.19%	18	16.98%	25	23.58%	2	1.89%	18	16.98%	3	2.83%	8	7.55%	106	5	4.50%	111	0.39%
5	Eudlo	139	34.92%	65	16.33%	97	24.37%	3	0.75%	70	17.59%	12	3.02%	12	3.02%	398	19	4.56%	417	1.45%
6	Eumundi	59	29.21%	46	22.77%	35	17.33%	8	3.96%	35	17.33%	11	5.45%	8	3.96%	202	22	9.82%	224	0.78%
7	Federal	44	27.50%	27	16.88%	34	21.25%	5	3.13%	44	27.50%	3	1.88%	3	1.88%	160	4	2.44%	164	0.57%
8	Forest Glen	114	33.43%	43	12.61%	91	26.69%	4	1.17%	74	21.70%	7	2.05%	8	2.35%	341	18	5.01%	359	1.25%
9	Kenilworth	176	35.48%	61	12.30%	129	26.01%	8	1.61%	105	21.17%	8	1.61%	9	1.81%	496	22	4.25%	518	1.80%
10	Kureelpa	197	36.75%	44	8.21%	104	19.40%	6	1.12%	139	25.93%	24	4.48%	22	4.10%	536	20	3.60%	556	1.93%
11	Mapleton	246	30.22%	143	17.57%	119	14.62%	7	0.86%	240	29.48%	27	3.32%	32	3.93%	814	35	4.12%	849	2.95%
12	Nambour	473	26.50%	215	12.04%	314	17.59%	98	5.49%	526	29.47%	83	4.65%	76	4.26%	1,785	89	4.75%	1,874	6.50%
13	Nambour West	322	29.11%	102	9.22%	227	20.52%	17	1.54%	338	30.56%	32	2.89%	68	6.15%	1,106	50	4.33%	1,156	4.01%
14	Palmwoods	579	33.01%	208	11.86%	349	19.90%	16	0.91%	476	27.14%	45	2.57%	81	4.62%	1,754	87	4.73%	1,841	6.39%
15	Pomona	31	22.63%	45	32.85%	26	18.98%	3	2.19%	25	18.25%	4	2.92%	3	2.19%	137	6	4.20%	143	0.50%
16	Woombye	585	32.70%	217	12.13%	358	20.01%	74	4.14%	406	22.69%	91	5.09%	58	3.24%	1,789	69	3.71%	1,858	6.45%
17	Yandina	387	24.51%	261	16.53%	378	23.94%	48	3.04%	416	26.35%	46	2.91%	43	2.72%	1,579	75	4.53%	1,654	5.74%
18	Brisbane CBD All-Districts Centre	1	11.11%	3	33.33%	2	22.22%	0	0.00%	2	22.22%	0	0.00%	1	11.11%	9	0	0.00%	9	0.03%
19	Bundaberg All-Districts Centre	0	0.00%	0	0.00%	0	0.00%	0	0.00%	0	0.00%	0	0.00%	0	0.00%	0	0	0.00%	0	0.00%
20	Burleigh All-Districts Centre	0	0.00%	0	0.00%	0	0.00%	0	0.00%	0	0.00%	0	0.00%	0	0.00%	0	0	0.00%	0	0.00%
21	Cairns All-Districts Centre	0	0.00%	0	0.00%	0	0.00%	0	0.00%	0	0.00%	0	0.00%	0	0.00%	0	0	0.00%	0	0.00%
22	East Brisbane All-Districts Centre	0	0.00%	0	0.00%	0	0.00%	0	0.00%	0	0.00%	0	0.00%	0	0.00%	0	0	0.00%	0	0.00%
23	Hervey Bay All-Districts Centre	0	0.00%	0	0.00%	2	100.00%	0	0.00%	0	0.00%	0	0.00%	0	0.00%	2	0	0.00%	2	0.01%
24	Mackay All-Districts Centre	0	0.00%	0	0.00%	0	0.00%	0	0.00%	0	0.00%	0	0.00%	0	0.00%	0	0	0.00%	0	0.00%
25	Maroochydore All-Districts Centre	13	35.14%	6	16.22%	5	13.51%	0	0.00%	8	21.62%	3	8.11%	2	5.41%	37	1	2.63%	38	0.13%
26	Morayfield All-Districts Centre	0	0.00%	0	0.00%	0	0.00%	0	0.00%	1	50.00%	0	0.00%	1	50.00%	2	0	0.00%	2	0.01%
27	Noosa All-Districts Centre	15	33.33%	7	15.56%	12	26.67%	1	2.22%	5	11.11%	2	4.44%	3	6.67%	45	2	4.26%	47	0.16%
28	Oodgeroo All-Districts Centre	0	0.00%	0	0.00%	0	0.00%	0	0.00%	0	0.00%	0	0.00%	0	0.00%	0	0	0.00%	0	0.00%
29	Redcliffe All-Districts Centre	0	0.00%	1	100.00%	0	0.00%	0	0.00%	0	0.00%	0	0.00%	0	0.00%	1	0	0.00%	1	0.00%
30	Southport All-Districts Centre	0	0.00%	0	0.00%	0	0.00%	0	0.00%	0	0.00%	0	0.00%	0	0.00%	0	0	0.00%	0	0.00%
31	Telephone Voting	0	0.00%	0	0.00%	0	0.00%	1	33.33%	2	66.67%	0	0.00%	0	0.00%	3	0	0.00%	3	0.01%
32	Townsville All-Districts Centre	0	0.00%	1	100.00%	0	0.00%	0	0.00%	0	0.00%	0	0.00%	0	0.00%	1	0	0.00%	1	0.00%
33	Vulture Street All-Districts Centre	0	0.00%	0	0.00%	0	0.00%	0	0.00%	0	0.00%	0	0.00%	0	0.00%	0	0	0.00%	0	0.00%
34	Woolloongabba All-Districts Centre	0	0.00%	0	0.00%	0	0.00%	0	0.00%	0	0.00%	0	0.00%	0	0.00%	0	0	0.00%	0	0.00%
35	Brisbane CBD All-Districts Centre Pre-Poll	4	14.29%	8	28.57%	1	3.57%	1	3.57%	12	42.86%	0	0.00%	2	7.14%	28	0	0.00%	28	0.10%
36	Bundaberg All-Districts Centre Pre-Poll	0	0.00%	1	14.29%	5	71.43%	0	0.00%	1	14.29%	0	0.00%	0	0.00%	7	1	12.50%	8	0.03%
37	Burleigh All-Districts Centre Pre-Poll	1	33.33%	2	66.67%	0	0.00%	0	0.00%	0	0.00%	0	0.00%	0	0.00%	3	0	0.00%	3	0.01%
38	Cairns All-Districts Centre Pre-Poll	1	10.00%	3	30.00%	3	30.00%	0	0.00%	3	30.00%	0	0.00%	0	0.00%	10	0	0.00%	10	0.03%
39	Electoral Visit	145	56.64%	6	2.34%	36	14.06%	7	2.73%	52	20.31%	7	2.73%	3	1.17%	256	10	3.76%	266	0.92%
40	Hervey Bay All-Districts Centre Pre-poll	4	36.36%	0	0.00%	3	27.27%	0	0.00%	4	36.36%	0	0.00%	0	0.00%	11	1	8.33%	12	0.04%
41	Mackay All-Districts Centre Pre-Poll	1	9.09%	1	9.09%	4	36.36%	1	9.09%	3	27.27%	1	9.09%	0	0.00%	11	0	0.00%	11	0.04%
42	Maroochydore All-Districts Centre Pre-Poll	220	30.43%	105	14.52%	157	21.72%	23	3.18%	182	25.17%	17	2.35%	19	2.63%	723	26	3.47%	749	2.60%
43	Morayfield All-Districts Centre Pre-poll	2	16.67%	0	0.00%	5	41.67%	0	0.00%	1	8.33%	3	25.00%	1	8.33%	12	1	7.69%	13	0.05%
44	Noosa All-Districts Centre Pre-Poll	407	34.61%	170	14.46%	258	21.94%	34	2.89%	256	21.77%	33	2.81%	18	1.53%	1,176	53	4.31%	1,229	4.26%
45	Oodgeroo All-Districts Centre Pre-Poll	0	0.00%	0	0.00%	0	0.00%	0	0.00%	1	100.00%	0	0.00%	0	0.00%	1	0	0.00%	1	0.00%
46	Redcliffe All-Districts Centre Pre-Poll	4	44.44%	0	0.00%	1	11.11%	0	0.00%	2	22.22%	0	0.00%	2	22.22%	9	0	0.00%	9	0.03%
47	Southport All-Districts Centre Pre-Poll	0	0.00%	1	25.00%	2	50.00%	0	0.00%	1	25.00%	0	0.00%	0	0.00%	4	0	0.00%	4	0.01%
48	Telephone Voting - Pre-poll	3	33.33%	1	11.11%	2	22.22%	0	0.00%	1	11.11%	1	11.11%	1	11.11%	9	0	0.00%	9	0.03%
49	Townsville All-Districts Centre Pre-Poll	0	0.00%	2	22.22%	4	44.44%	0	0.00%	3	33.33%	0	0.00%	0	0.00%	9	0	0.00%	9	0.03%
50	eAssist - Coorparoo Pre-Poll	0	0.00%	0	0.00%	0	0.00%	0	0.00%	1	100.00%	0	0.00%	0	0.00%	1	0	0.00%	1	0.00%
51	Returning Officer Nicklin Pre-Poll	2,448	35.38%	572	8.27%	1,526	22.06%	125	1.81%	1,755	25.36%	228	3.30%	265	3.83%	6,919	269	3.74%	7,188	24.94%
52	Returning Officer Algester Pre-Poll	0	0.00%	0	0.00%	0	0.00%	0	0.00%	0	0.00%	0	0.00%	0	0.00%	0	0	0.00%	0	0.00%
53	Returning Officer Aspley Pre-Poll	0	0.00%	0	0.00%	0	0.00%	0	0.00%	0	0.00%	0	0.00%	0	0.00%	0	0	0.00%	0	0.00%
54	Returning Officer Bancroft Pre-Poll	1	50.00%	0	0.00%	1	50.00%	0	0.00%	0	0.00%	0	0.00%	0	0.00%	2	0	0.00%	2	0.01%
55	Returning Officer Barron River Pre-Poll	0	0.00%	0	0.00%	0	0.00%	0	0.00%	0	0.00%	0	0.00%	0	0.00%	0	0	0.00%	0	0.00%
56	Returning Officer Bonney Pre-Poll	0	0.00%	0	0.00%	0	0.00%	0	0.00%	0	0.00%	0	0.00%	0	0.00%	0	0	0.00%	0	0.00%
57	Returning Officer Broadwater Pre-Poll	0	0.00%	0	0.00%	1	100.00%	0	0.00%	0	0.00%	0	0.00%	0	0.00%	1	0	0.00%	1	0.00%
58	Returning Officer Buderim Pre-Poll	57	26.76%	26	12.21%	68	31.92%	8	3.76%	37	17.37%	10	4.69%	7	3.29%	213	10	4.48%	223	0.77%
59	Returning Officer Bulimba Pre-Poll	0	0.00%	0	0.00%	0	0.00%	0	0.00%	0	0.00%	0	0.00%	0	0.00%	0	0	0.00%	0	0.00%
60	Returning Officer Bundaberg Pre-Poll	0	0.00%	0	0.00%	0	0.00%	0	0.00%	0	0.00%	0	0.00%	0	0.00%	0	0	0.00%	0	0.00%
61	Returning Officer Bundamba Pre-Poll	0	0.00%	0	0.00%	1	50.00%	0	0.00%	1	50.00%	0	0.00%	0	0.00%	2	0	0.00%	2	0.01%
62	Returning Officer Burdekin Pre-Poll	2	100.00%	0	0.00%	0	0.00%	0	0.00%	0	0.00%	0	0.00%	0	0.00%	2	0	0.00%	2	0.01%
63	Returning Officer Burleigh Pre-Poll	0	0.00%	0	0.00%	0	0.00%	0	0.00%	0	0.00%	0	0.00%	0	0.00%	0	0	0.00%	0	0.00%
64	Returning Officer Burnett Pre-Poll	0	0.00%	0	0.00%	0	0.00%	0	0.00%	0	0.00%	0	0.00%	0	0.00%	0	0	0.00%	0	0.00%
65	Returning Officer Cairns Pre-Poll	0	0.00%	0	0.00%	0	0.00%	0	0.00%	0	0.00%	0	0.00%	0	0.00%	0	0	0.00%	0	0.00%
66	Returning Officer Callide Pre-Poll	0	0.00%	0	0.00%	0	0.00%	0	0.00%	0	0.00%	0	0.00%	0	0.00%	0	0	0.00%	0	0.00%
67	Returning Officer Caloundra Pre-Poll	16	27.12%	7	11.86%	16	27.12%	1	1.69%	15	25.42%	3	5.08%	1	1.69%	59	1	1.67%	60	0.21%
68	Returning Officer Capalaba Pre-Poll	0	0.00%	0	0.00%	0	0.00%	0	0.00%	0	0.00%	0	0.00%	0	0.00%	0	0	0.00%	0	0.00%
69	Returning Officer Chatsworth Pre-Poll	0	0.00%	1	50.00%	0	0.00%	0	0.00%	0	0.00%	0	0.00%	1	50.00%	2	0	0.00%	2	0.01%
70	Returning Officer Clayfield Pre-Poll	1	100.00%	0	0.00%	0	0.00%	0	0.00%	0	0.00%	0	0.00%	0	0.00%	1	0	0.00%	1	0.00%
71	Returning Officer Condamine Pre-Poll	2	100.00%	0	0.00%	0	0.00%	0	0.00%	0	0.00%	0	0.00%	0	0.00%	2	0	0.00%	2	0.01%
72	Returning Officer Cook Pre-Poll	0	0.00%	1	100.00%	0	0.00%	0	0.00%	0	0.00%	0	0.00%	0	0.00%	1	0	0.00%	1	0.00%
73	Returning Officer Coomera Pre-Poll	0	0.00%	0	0.00%	0	0.00%	0	0.00%	0	0.00%	0	0.00%	0	0.00%	0	0	0.00%	0	0.00%
74	Returning Officer Cooper Pre-Poll	0	0.00%	0	0.00%	0	0.00%	0	0.00%	0	0.00%	0	0.00%	0	0.00%	0	0	0.00%	0	0.00%
75	Returning Officer Currumbin Pre-Poll	0	0.00%	0	0.00%	0	0.00%	0	0.00%	0	0.00%	0	0.00%	0	0.00%	0	0	0.00%	0	0.00%
76	Returning Officer Everton Pre-Poll	0	0.00%	1	33.33%	0	0.00%	1	33.33%	0	0.00%	0	0.00%	1	33.33%	3	0	0.00%	3	0.01%
77	Returning Officer Ferny Grove Pre-Poll	0	0.00%	0	0.00%	0	0.00%	0	0.00%	0	0.00%	0	0.00%	0	0.00%	0	0	0.00%	0	0.00%
78	Returning Officer Gaven Pre-Poll	0	0.00%	0	0.00%	0	0.00%	0	0.00%	0	0.00%	0	0.00%	0	0.00%	0	0	0.00%	0	0.00%
79	Returning Officer Gladstone Pre-Poll	2	50.00%	1	25.00%	1	25.00%	0	0.00%	0	0.00%	0	0.00%	0	0.00%	4	0	0.00%	4	0.01%
80	Returning Officer Glass House Pre-Poll	5	26.32%	3	15.79%	6	31.58%	1	5.26%	4	21.05%	0	0.00%	0	0.00%	19	1	5.00%	20	0.07%
81	Returning Officer Greenslopes Pre-Poll	1	50.00%	0	0.00%	0	0.00%	0	0.00%	1	50.00%	0	0.00%	0	0.00%	2	0	0.00%	2	0.01%
82	Returning Officer Gregory Pre-Poll	0	0.00%	0	0.00%	0	0.00%	0	0.00%	0	0.00%	0	0.00%	0	0.00%	0	0	0.00%	0	0.00%
83	Returning Officer Gympie Pre-Poll	5	15.15%	5	15.15%	10	30.30%	1	3.03%	11	33.33%	0	0.00%	1	3.03%	33	4	10.81%	37	0.13%
84	Returning Officer Hervey Bay Pre-Poll	0	0.00%	0	0.00%	0	0.00%	0	0.00%	0	0.00%	0	0.00%	0	0.00%	0	0	0.00%	0	0.00%
85	Returning Officer Hill Pre-Poll	0	0.00%	0	0.00%	0	0.00%	0	0.00%	0	0.00%	0	0.00%	0	0.00%	0	0	0.00%	0	0.00%
86	Returning Officer Hinchinbrook Pre-Poll	0	0.00%	0	0.00%	0	0.00%	0	0.00%	0	0.00%	0	0.00%	0	0.00%	0	0	0.00%	0	0.00%
87	Returning Officer Inala Pre-Poll	0	0.00%	0	0.00%	0	0.00%	0	0.00%	0	0.00%	0	0.00%	0	0.00%	0	0	0.00%	0	0.00%

88	Returning Officer Ipswich Pre-Poll	0	0.00%	0	0.00%	0	0.00%	0	0.00%	0	0.00%	1	50.00%	1	50.00%	2	1	33.33%	3	0.01%
89	Returning Officer Ipswich West Pre-Poll	0	0.00%	0	0.00%	0	0.00%	0	0.00%	0	0.00%	0	0.00%	0	0.00%	0	0	0.00%	0	0.00%
90	Returning Officer Jordan Pre-Poll	0	0.00%	0	0.00%	0	0.00%	0	0.00%	0	0.00%	0	0.00%	0	0.00%	0	0	0.00%	0	0.00%
91	Returning Officer Kawana Pre-Poll	23	26.44%	8	9.20%	30	34.48%	4	4.60%	18	20.69%	2	2.30%	2	2.30%	87	9	9.38%	96	0.33%
92	Returning Officer Keppel Pre-Poll	2	40.00%	2	40.00%	0	0.00%	0	0.00%	0	0.00%	1	20.00%	0	0.00%	5	0	0.00%	5	0.02%
93	Returning Officer Kurwongbah Pre-Poll	1	50.00%	1	50.00%	0	0.00%	0	0.00%	0	0.00%	0	0.00%	0	0.00%	2	1	33.33%	3	0.01%
94	Returning Officer Lockyer Pre-Poll	1	25.00%	1	25.00%	2	50.00%	0	0.00%	0	0.00%	0	0.00%	0	0.00%	4	0	0.00%	4	0.01%
95	Returning Officer Logan Pre-Poll	0	0.00%	0	0.00%	0	0.00%	0	0.00%	0	0.00%	0	0.00%	0	0.00%	0	0	0.00%	0	0.00%
96	Returning Officer Lytton Pre-Poll	0	0.00%	0	0.00%	1	100.00%	0	0.00%	0	0.00%	0	0.00%	0	0.00%	1	0	0.00%	1	0.00%
97	Returning Officer Macalister Pre-Poll	0	0.00%	0	0.00%	0	0.00%	0	0.00%	0	0.00%	0	0.00%	0	0.00%	0	0	0.00%	0	0.00%
98	Returning Officer Mackay Pre-Poll	0	0.00%	0	0.00%	0	0.00%	0	0.00%	0	0.00%	0	0.00%	0	0.00%	0	0	0.00%	0	0.00%
99	Returning Officer Maiwar Pre-Poll	0	0.00%	0	0.00%	0	0.00%	0	0.00%	0	0.00%	0	0.00%	0	0.00%	0	0	0.00%	0	0.00%
100	Returning Officer Mansfield Pre-Poll	0	0.00%	0	0.00%	0	0.00%	0	0.00%	0	0.00%	0	0.00%	0	0.00%	0	0	0.00%	0	0.00%
101	Returning Officer Maroochydore Pre-Poll	0	0.00%	0	0.00%	0	0.00%	0	0.00%	0	0.00%	0	0.00%	0	0.00%	0	0	0.00%	0	0.00%
102	Returning Officer Maryborough Pre-Poll	0	0.00%	0	0.00%	1	100.00%	0	0.00%	0	0.00%	0	0.00%	0	0.00%	1	0	0.00%	1	0.00%
103	Returning Officer Mcconnel Pre-Poll	1	50.00%	0	0.00%	0	0.00%	0	0.00%	1	50.00%	0	0.00%	0	0.00%	2	1	33.33%	3	0.01%
104	Returning Officer Mermaid Beach Pre-Poll	0	0.00%	0	0.00%	0	0.00%	0	0.00%	0	0.00%	0	0.00%	0	0.00%	0	0	0.00%	0	0.00%
105	Returning Officer Miller Pre-Poll	0	0.00%	0	0.00%	0	0.00%	0	0.00%	0	0.00%	0	0.00%	0	0.00%	0	0	0.00%	0	0.00%
106	Returning Officer Mirani Pre-Poll	2	100.00%	0	0.00%	0	0.00%	0	0.00%	0	0.00%	0	0.00%	0	0.00%	2	0	0.00%	2	0.01%
107	Returning Officer Moggill Pre-Poll	0	0.00%	0	0.00%	0	0.00%	0	0.00%	0	0.00%	0	0.00%	0	0.00%	0	0	0.00%	0	0.00%
108	Returning Officer Morayfield Pre-Poll	0	0.00%	0	0.00%	0	0.00%	0	0.00%	0	0.00%	0	0.00%	0	0.00%	0	0	0.00%	0	0.00%
109	Returning Officer Mount Ommaney Pre-Poll	0	0.00%	0	0.00%	0	0.00%	0	0.00%	0	0.00%	0	0.00%	0	0.00%	0	0	0.00%	0	0.00%
110	Returning Officer Mudgeeraba Pre-Poll	0	0.00%	0	0.00%	0	0.00%	0	0.00%	0	0.00%	0	0.00%	0	0.00%	0	0	0.00%	0	0.00%
111	Returning Officer Mulgrave Pre-Poll	0	0.00%	0	0.00%	0	0.00%	0	0.00%	0	0.00%	0	0.00%	0	0.00%	0	0	0.00%	0	0.00%
112	Returning Officer Mundingburra Pre-Poll	0	0.00%	0	0.00%	0	0.00%	0	0.00%	0	0.00%	0	0.00%	0	0.00%	0	0	0.00%	0	0.00%
113	Returning Officer Murrumba Pre-Poll	0	0.00%	0	0.00%	0	0.00%	0	0.00%	0	0.00%	0	0.00%	0	0.00%	0	0	0.00%	0	0.00%
114	Returning Officer Nanango Pre-Poll	0	0.00%	0	0.00%	0	0.00%	0	0.00%	2	100.00%	0	0.00%	0	0.00%	2	0	0.00%	2	0.01%
115	Returning Officer Ninderry Pre-Poll	16	28.07%	7	12.28%	13	22.81%	2	3.51%	14	24.56%	3	5.26%	2	3.51%	57	2	3.39%	59	0.20%
116	Returning Officer Noosa Pre-Poll	0	0.00%	0	0.00%	0	0.00%	0	0.00%	0	0.00%	0	0.00%	0	0.00%	0	0	0.00%	0	0.00%
117	Returning Officer Nudgee Pre-Poll	0	0.00%	0	0.00%	0	0.00%	0	0.00%	0	0.00%	0	0.00%	0	0.00%	0	0	0.00%	0	0.00%
118	Returning Officer Oodgeroo Pre-Poll	0	0.00%	0	0.00%	0	0.00%	0	0.00%	0	0.00%	0	0.00%	0	0.00%	0	0	0.00%	0	0.00%
119	Returning Officer Pine Rivers Pre-Poll	0	0.00%	0	0.00%	0	0.00%	1	50.00%	1	50.00%	0	0.00%	0	0.00%	2	0	0.00%	2	0.01%
120	Returning Officer Pumicestone Pre-Poll	0	0.00%	0	0.00%	1	33.33%	0	0.00%	1	33.33%	0	0.00%	1	33.33%	3	0	0.00%	3	0.01%
121	Returning Officer Redcliffe Pre-Poll	0	0.00%	0	0.00%	0	0.00%	0	0.00%	0	0.00%	0	0.00%	0	0.00%	0	0	0.00%	0	0.00%
122	Returning Officer Redlands Pre-Poll	1	50.00%	1	50.00%	0	0.00%	0	0.00%	0	0.00%	0	0.00%	0	0.00%	2	0	0.00%	2	0.01%
123	Returning Officer Rockhampton Pre-Poll	2	22.22%	1	11.11%	3	33.33%	0	0.00%	3	33.33%	0	0.00%	0	0.00%	9	0	0.00%	9	0.03%
124	Returning Officer Sandgate Pre-Poll	0	0.00%	0	0.00%	0	0.00%	0	0.00%	0	0.00%	0	0.00%	0	0.00%	0	1	0.00%	1	0.00%
125	Returning Officer Scenic Rim Pre-Poll	0	0.00%	1	33.33%	2	66.67%	0	0.00%	0	0.00%	0	0.00%	0	0.00%	3	0	0.00%	3	0.01%
126	Returning Officer South Brisbane Pre-Poll	6	42.86%	4	28.57%	1	7.14%	0	0.00%	3	21.43%	0	0.00%	0	0.00%	14	0	0.00%	14	0.05%
127	Returning Officer Southern Downs Pre-Poll	0	0.00%	0	0.00%	0	0.00%	0	0.00%	1	100.00%	0	0.00%	0	0.00%	1	0	0.00%	1	0.00%
128	Returning Officer Southport Pre-Poll	0	0.00%	0	0.00%	0	0.00%	0	0.00%	0	0.00%	0	0.00%	0	0.00%	0	0	0.00%	0	0.00%
129	Returning Officer Springwood Pre-Poll	1	100.00%	0	0.00%	0	0.00%	0	0.00%	0	0.00%	0	0.00%	0	0.00%	1	0	0.00%	1	0.00%
130	Returning Officer Stafford Pre-Poll	0	0.00%	0	0.00%	0	0.00%	0	0.00%	0	0.00%	0	0.00%	0	0.00%	0	0	0.00%	0	0.00%
131	Returning Officer Stretton Pre-Poll	0	0.00%	0	0.00%	0	0.00%	0	0.00%	0	0.00%	0	0.00%	0	0.00%	0	0	0.00%	0	0.00%
132	Returning Officer Surfers Paradise Pre-Poll	0	0.00%	0	0.00%	0	0.00%	0	0.00%	0	0.00%	0	0.00%	1	100.00%	1	0	0.00%	1	0.00%
133	Returning Officer Theodore Pre-Poll	0	0.00%	0	0.00%	0	0.00%	0	0.00%	0	0.00%	0	0.00%	0	0.00%	0	0	0.00%	0	0.00%
134	Returning Officer Thuringowa Pre-Poll	0	0.00%	0	0.00%	0	0.00%	0	0.00%	0	0.00%	0	0.00%	0	0.00%	0	0	0.00%	0	0.00%
135	Returning Officer Toohey Pre-Poll	0	0.00%	0	0.00%	0	0.00%	0	0.00%	0	0.00%	0	0.00%	0	0.00%	0	0	0.00%	0	0.00%
136	Returning Officer Toowoomba North Pre-Poll	0	0.00%	0	0.00%	1	50.00%	0	0.00%	1	50.00%	0	0.00%	0	0.00%	2	1	33.33%	3	0.01%
137	Returning Officer Toowoomba South Pre-Poll	3	42.86%	0	0.00%	2	28.57%	0	0.00%	2	28.57%	0	0.00%	0	0.00%	7	0	0.00%	7	0.02%
138	Returning Officer Townsville Pre-Poll	0	0.00%	0	0.00%	0	0.00%	0	0.00%	0	0.00%	0	0.00%	0	0.00%	0	0	0.00%	0	0.00%
139	Returning Officer Traeger Pre-Poll	1	50.00%	0	0.00%	1	50.00%	0	0.00%	0	0.00%	0	0.00%	0	0.00%	2	0	0.00%	2	0.01%
140	Returning Officer Warrego Pre-Poll	0	0.00%	1	33.33%	2	66.67%	0	0.00%	0	0.00%	0	0.00%	0	0.00%	3	0	0.00%	3	0.01%
141	Returning Officer Waterford Pre-Poll	0	0.00%	0	0.00%	0	0.00%	0	0.00%	0	0.00%	0	0.00%	0	0.00%	0	0	0.00%	0	0.00%
142	Returning Officer Whitsunday Pre-Poll	0	0.00%	0	0.00%	0	0.00%	0	0.00%	0	0.00%	0	0.00%	0	0.00%	0	0	0.00%	0	0.00%
143	Returning Officer Woodridge Pre-Poll	0	0.00%	0	0.00%	0	0.00%	0	0.00%	0	0.00%	0	0.00%	0	0.00%	0	0	0.00%	0	0.00%
	Polling Booth Totals	**7,843**	**32.09%**	**2,942**	**12.04%**	**5,113**	**20.92%**	**604**	**2.47%**	**6,192**	**25.33%**	**881**	**3.60%**	**869**	**3.56%**	**24,444**	**1,112**	**4.35%**	**25,556**	**88.66%**
	Postal, Special Postal, Unenrolled Votes	467	33.96%	123	8.95%	323	23.49%	35	2.55%	332	24.15%	45	3.27%	50	3.64%	1,375	64	4.45%	1,439	4.99%
	Pre-Poll (In Person) Absent Votes	57	28.79%	30	15.15%	39	19.70%	8	4.04%	50	25.25%	5	2.53%	9	4.55%	198	7	3.41%	205	0.71%
	Polling Day Absent Votes	318	23.31%	295	21.63%	280	20.53%	49	3.59%	322	23.61%	35	2.57%	65	4.77%	1,364	91	6.25%	1,455	5.05%
	Declared Institution Votes	23	42.59%	5	9.26%	8	14.81%	2	3.70%	12	22.22%	3	5.56%	1	1.85%	54	2	3.57%	56	0.19%
	Polling Day Declaration Votes	24	21.62%	18	16.22%	27	24.32%	7	6.31%	23	20.72%	3	2.70%	9	8.11%	111	2	1.77%	113	0.39%
	Uncertain Identity	0	0.00%	0	0.00%	0	0.00%	0	0.00%	0	0.00%	0	0.00%	0	0.00%	0	0	0.00%	0	0.00%
	Declaration and Pre-Poll Votes Totals	**889**	**28.66%**	**471**	**15.18%**	**677**	**21.82%**	**101**	**3.26%**	**739**	**23.82%**	**91**	**2.93%**	**134**	**4.32%**	**3,102**	**166**	**5.08%**	**3,268**	**11.34%**
	Total First Preference Votes	**8,732**	**31.70%**	**3,413**	**12.39%**	**5,790**	**21.02%**	**705**	**2.56%**	**6,931**	**25.16%**	**972**	**3.53%**	**1,003**	**3.64%**	**27,546**	**1,278**	**4.43%**	**28,824**	**100.00%**

Distribution of Preferences

Preference Distribution	* HUNT Marty Votes	%	TYRRELL Mick Votes	%	FORD Steven Votes	%	RADIC Rachel Votes	%	RAETHEL Justin Votes	%	MOORE Tony R. Votes	%	HODGES Jeffrey Votes	%	Votes remaining in count	Exhausted Votes	%	Total Formal Votes
First Preference Votes	8,732	31.70%	3,413	12.39%	5,790	21.02%	705	2.56%	6,931	25.16%	972	3.53%	1,003	3.64%	27,546			27,546
RADIC Excluded (1st)	**89**	**12.62%**	**136**	**19.29%**	**81**	**11.49%**			**93**	**13.19%**	**173**	**24.54%**	**133**	**18.87%**	**705**	**0**	**0.00%**	**705**
Total	8,821	32.02%	3,549	12.88%	5,871	21.31%			7,024	25.50%	1,145	4.16%	1,136	4.12%	27,546	0	0.00%	27,546
HODGES Excluded (2nd)	**154**	**13.56%**	**324**	**28.52%**	**185**	**16.29%**			**183**	**16.11%**	**290**	**25.53%**			**1,136**	**0**	**0.00%**	**1,136**
Total	8,975	32.58%	3,873	14.06%	6,056	21.99%			7,207	26.16%	1,435	5.21%			27,546	0	0.00%	27,546
MOORE Excluded (3rd)	**452**	**31.50%**	**309**	**21.53%**	**316**	**22.02%**			**358**	**24.95%**					**1,435**	**0**	**0.00%**	**1,435**
Total	9,427	34.22%	4,182	15.18%	6,372	23.13%			7,565	27.46%					27,546	0	0.00%	27,546
TYRRELL Excluded (4th)	**820**	**19.61%**			**586**	**14.01%**			**2,776**	**66.38%**					**4,182**	**0**	**0.00%**	**4,182**
Total	10,247	37.20%			6,958	25.26%			10,341	37.54%					27,546	0	0.00%	27,546
FORD Excluded (5th)	**4,980**	**71.57%**							**1,978**	**28.43%**					**6,958**	**0**	**0.00%**	**6,958**
District Total	**15,227**	**55.28%**							**12,319**	**44.72%**					**27,546**	**0**	**0.00%**	**27,546**

*** Indicates the winner**

65 - Electoral District of Ninderry

First Preference Votes Polled for each Candidate at each Polling Booth

Booth No.	Polling Booth	RILEY Jamila Votes	%	WARD Barry ONP Votes	%	* PURDIE Dan LNP Votes	%	BRUINSMA Richard Votes	%	ETHERIDGE Sue GRN Votes	%	GISSANE Bill ALP Votes	%	Total Formal Votes	Informal Votes	%	Total Votes	% of Total Votes
1	Bli Bli	57	2.07%	585	21.29%	990	36.03%	168	6.11%	250	9.10%	698	25.40%	2,748	148	5.11%	2,896	9.29%
2	Buderim	9	3.23%	56	20.07%	91	32.62%	11	3.94%	51	18.28%	61	21.86%	279	22	7.31%	301	0.97%
3	Buderim North	26	2.69%	205	21.24%	382	39.59%	37	3.83%	100	10.36%	215	22.28%	965	59	5.76%	1,024	3.28%
4	Coolum Beach	87	6.30%	204	14.76%	388	28.08%	87	6.30%	230	16.64%	386	27.93%	1,382	71	4.89%	1,453	4.66%
5	Coolum Beach North	71	3.98%	225	12.61%	591	33.11%	70	3.92%	331	18.54%	497	27.84%	1,785	100	5.31%	1,885	6.05%
6	Diddillibah	47	3.99%	222	18.85%	459	38.96%	61	5.18%	140	11.88%	249	21.14%	1,178	63	5.08%	1,241	3.98%
7	Eumundi	48	4.19%	140	12.23%	387	33.80%	64	5.59%	277	24.19%	229	20.00%	1,145	49	4.10%	1,194	3.83%
8	Forest Glen	11	1.79%	162	26.38%	206	33.55%	23	3.75%	67	10.91%	145	23.62%	614	30	4.66%	644	2.07%
9	Kuluin	36	3.78%	199	20.90%	271	28.47%	44	4.62%	124	13.03%	278	29.20%	952	68	6.67%	1,020	3.27%
10	Maroochydore	4	3.33%	27	22.50%	37	30.83%	5	4.17%	17	14.17%	30	25.00%	120	11	8.40%	131	0.42%
11	Maroochydore High	14	5.15%	56	20.59%	80	29.41%	7	2.57%	44	16.18%	71	26.10%	272	16	5.56%	288	0.92%
12	Mt Coolum	6	4.55%	25	18.94%	27	20.45%	6	4.55%	39	29.55%	29	21.97%	132	12	8.33%	144	0.46%
13	Nambour	4	2.29%	45	25.71%	45	25.71%	8	4.57%	31	17.71%	42	24.00%	175	15	7.89%	190	0.61%
14	Noosaville East	22	4.30%	92	17.97%	184	35.94%	20	3.91%	113	22.07%	81	15.82%	512	38	6.91%	550	1.76%
15	Pacific Paradise	7	3.89%	40	22.22%	52	28.89%	10	5.56%	30	16.67%	41	22.78%	180	14	7.22%	194	0.62%
16	Peregian	9	4.43%	27	13.30%	61	30.05%	13	6.40%	50	24.63%	43	21.18%	203	12	5.58%	215	0.69%
17	Peregian Springs	48	2.27%	286	13.54%	864	40.89%	132	6.25%	301	14.25%	482	22.81%	2,113	110	4.95%	2,223	7.13%
18	Yandina	45	3.49%	257	19.95%	417	32.38%	69	5.36%	220	17.08%	280	21.74%	1,288	56	4.17%	1,344	4.31%
19	Brisbane CBD All-Districts Centre	0	0.00%	0	0.00%	11	64.71%	0	0.00%	2	11.76%	4	23.53%	17	0	0.00%	17	0.05%
20	Bundaberg All-Districts Centre	0	0.00%	0	0.00%	0	0.00%	0	0.00%	0	0.00%	1	100.00%	1	0	0.00%	1	0.00%
21	Burleigh All-Districts Centre	0	0.00%	0	0.00%	0	0.00%	0	0.00%	0	0.00%	0	0.00%	0	0	0.00%	0	0.00%
22	Cairns All-Districts Centre	0	0.00%	0	0.00%	0	0.00%	0	0.00%	0	0.00%	0	0.00%	0	0	0.00%	0	0.00%
23	East Brisbane All-Districts Centre	1	12.50%	0	0.00%	0	0.00%	2	25.00%	4	50.00%	1	12.50%	8	0	0.00%	8	0.03%
24	Hervey Bay All-Districts Centre	0	0.00%	0	0.00%	0	0.00%	0	0.00%	1	50.00%	1	50.00%	2	0	0.00%	2	0.01%
25	Mackay All-Districts Centre	0	0.00%	1	100.00%	0	0.00%	0	0.00%	0	0.00%	0	0.00%	1	0	0.00%	1	0.00%
26	Maroochydore All-Districts Centre	6	8.00%	7	9.33%	26	34.67%	1	1.33%	14	18.67%	21	28.00%	75	10	11.76%	85	0.27%
27	Morayfield All-Districts Centre	0	0.00%	0	0.00%	0	0.00%	0	0.00%	0	0.00%	1	100.00%	1	0	0.00%	1	0.00%
28	Noosa All-Districts Centre	3	5.26%	6	10.53%	17	29.82%	2	3.51%	17	29.82%	12	21.05%	57	4	6.56%	61	0.20%
29	Oodgeroo All-Districts Centre	0	0.00%	0	0.00%	0	0.00%	0	0.00%	0	0.00%	1	100.00%	1	0	0.00%	1	0.00%
30	Redcliffe All-Districts Centre	0	0.00%	0	0.00%	0	0.00%	1	50.00%	0	0.00%	1	50.00%	2	0	0.00%	2	0.01%
31	Southport All-Districts Centre	0	0.00%	2	66.67%	0	0.00%	0	0.00%	0	0.00%	1	33.33%	3	0	0.00%	3	0.01%
32	Telephone Voting	0	0.00%	1	50.00%	1	50.00%	0	0.00%	0	0.00%	0	0.00%	2	0	0.00%	2	0.01%
33	Townsville All-Districts Centre	0	0.00%	0	0.00%	0	0.00%	0	0.00%	1	100.00%	0	0.00%	1	0	0.00%	1	0.00%
34	Vulture Street All-Districts Centre	0	0.00%	0	0.00%	0	0.00%	0	0.00%	1	50.00%	1	50.00%	2	0	0.00%	2	0.01%
35	Woolloongabba All-Districts Centre	0	0.00%	0	0.00%	1	25.00%	0	0.00%	2	50.00%	1	25.00%	4	0	0.00%	4	0.01%
36	Brisbane CBD All-Districts Centre Pre-Poll	1	2.27%	2	4.55%	11	25.00%	1	2.27%	17	38.64%	12	27.27%	44	0	0.00%	44	0.14%
37	Bundaberg All-Districts Centre Pre-Poll	0	0.00%	4	26.67%	6	40.00%	0	0.00%	0	0.00%	5	33.33%	15	0	0.00%	15	0.05%
38	Burleigh All-Districts Centre Pre-Poll	0	0.00%	4	44.44%	1	11.11%	2	22.22%	2	22.22%	0	0.00%	9	0	0.00%	9	0.03%
39	Cairns All-Districts Centre Pre-Poll	0	0.00%	3	33.33%	4	44.44%	0	0.00%	2	22.22%	0	0.00%	9	1	10.00%	10	0.03%
40	Electoral Visit	4	6.78%	11	18.64%	30	50.85%	2	3.39%	4	6.78%	8	13.56%	59	7	10.61%	66	0.21%
41	Hervey Bay All-Districts Centre Pre-poll	0	0.00%	4	26.67%	4	26.67%	1	6.67%	2	13.33%	4	26.67%	15	0	0.00%	15	0.05%
42	Mackay All-Districts Centre Pre-Poll	2	33.33%	2	33.33%	1	16.67%	0	0.00%	0	0.00%	1	16.67%	6	0	0.00%	6	0.02%
43	Maroochydore All-Districts Centre Pre-Poll	65	2.28%	579	20.34%	1,115	39.16%	123	4.32%	290	10.19%	675	23.71%	2,847	126	4.24%	2,973	9.53%
44	Morayfield All-Districts Centre Pre-poll	0	0.00%	5	55.56%	1	11.11%	2	22.22%	1	11.11%	0	0.00%	9	0	0.00%	9	0.03%
45	Noosa All-Districts Centre Pre-Poll	55	4.00%	289	21.00%	487	35.39%	54	3.92%	266	19.33%	225	16.35%	1,376	61	4.24%	1,437	4.61%
46	Oodgeroo All-Districts Centre Pre-Poll	0	0.00%	0	0.00%	2	66.67%	0	0.00%	0	0.00%	1	33.33%	3	0	0.00%	3	0.01%
47	Redcliffe All-Districts Centre Pre-Poll	0	0.00%	1	12.50%	2	25.00%	1	12.50%	1	12.50%	3	37.50%	8	0	0.00%	8	0.03%
48	Southport All-Districts Centre Pre-Poll	0	0.00%	0	0.00%	1	100.00%	0	0.00%	0	0.00%	0	0.00%	1	0	0.00%	1	0.00%
49	Telephone Voting - Pre-poll	0	0.00%	0	0.00%	5	41.67%	1	8.33%	1	8.33%	5	41.67%	12	0	0.00%	12	0.04%
50	Townsville All-Districts Centre Pre-Poll	0	0.00%	0	0.00%	3	50.00%	0	0.00%	0	0.00%	3	50.00%	6	0	0.00%	6	0.02%
51	eAssist - Coorparoo Pre-Poll	0	0.00%	0	0.00%	0	0.00%	0	0.00%	0	0.00%	0	0.00%	0	0	0.00%	0	0.00%
52	Returning Officer Ninderry Pre-Poll	37	1.36%	420	15.44%	1,173	43.11%	197	7.24%	339	12.46%	555	20.40%	2,721	90	3.20%	2,811	9.01%
53	Returning Officer Algester Pre-Poll	0	0.00%	0	0.00%	0	0.00%	0	0.00%	0	0.00%	0	0.00%	0	0	0.00%	0	0.00%
54	Returning Officer Aspley Pre-Poll	0	0.00%	2	50.00%	0	0.00%	0	0.00%	0	0.00%	2	50.00%	4	0	0.00%	4	0.01%
55	Returning Officer Bancroft Pre-Poll	0	0.00%	0	0.00%	1	50.00%	0	0.00%	1	50.00%	0	0.00%	2	0	0.00%	2	0.01%
56	Returning Officer Barron River Pre-Poll	0	0.00%	1	33.33%	1	33.33%	0	0.00%	1	33.33%	0	0.00%	3	0	0.00%	3	0.01%
57	Returning Officer Bonney Pre-Poll	0	0.00%	0	0.00%	0	0.00%	0	0.00%	0	0.00%	0	0.00%	0	0	0.00%	0	0.00%
58	Returning Officer Broadwater Pre-Poll	1	33.33%	0	0.00%	0	0.00%	1	33.33%	0	0.00%	1	33.33%	3	0	0.00%	3	0.01%
59	Returning Officer Buderim Pre-Poll	20	2.17%	247	26.85%	338	36.74%	27	2.93%	100	10.87%	188	20.43%	920	53	5.45%	973	3.12%
60	Returning Officer Bulimba Pre-Poll	0	0.00%	1	33.33%	1	33.33%	0	0.00%	1	33.33%	0	0.00%	3	0	0.00%	3	0.01%
61	Returning Officer Bundaberg Pre-Poll	0	0.00%	0	0.00%	0	0.00%	0	0.00%	0	0.00%	0	0.00%	0	0	0.00%	0	0.00%
62	Returning Officer Bundamba Pre-Poll	0	0.00%	0	0.00%	0	0.00%	0	0.00%	0	0.00%	0	0.00%	0	0	0.00%	0	0.00%
63	Returning Officer Burdekin Pre-Poll	0	0.00%	0	0.00%	0	0.00%	0	0.00%	0	0.00%	0	0.00%	0	0	0.00%	0	0.00%
64	Returning Officer Burleigh Pre-Poll	0	0.00%	0	0.00%	0	0.00%	0	0.00%	0	0.00%	0	0.00%	0	0	0.00%	0	0.00%
65	Returning Officer Burnett Pre-Poll	0	0.00%	0	0.00%	0	0.00%	0	0.00%	0	0.00%	0	0.00%	0	0	0.00%	0	0.00%
66	Returning Officer Cairns Pre-Poll	0	0.00%	0	0.00%	0	0.00%	0	0.00%	0	0.00%	0	0.00%	0	0	0.00%	0	0.00%
67	Returning Officer Callide Pre-Poll	0	0.00%	0	0.00%	0	0.00%	0	0.00%	0	0.00%	0	0.00%	0	0	0.00%	0	0.00%
68	Returning Officer Caloundra Pre-Poll	0	0.00%	13	27.66%	12	25.53%	3	6.38%	10	21.28%	9	19.15%	47	10	17.54%	57	0.18%
69	Returning Officer Capalaba Pre-Poll	0	0.00%	0	0.00%	1	50.00%	0	0.00%	1	50.00%	0	0.00%	2	0	0.00%	2	0.01%
70	Returning Officer Chatsworth Pre-Poll	0	0.00%	0	0.00%	0	0.00%	0	0.00%	0	0.00%	0	0.00%	0	0	0.00%	0	0.00%
71	Returning Officer Clayfield Pre-Poll	0	0.00%	2	50.00%	0	0.00%	0	0.00%	1	25.00%	1	25.00%	4	1	20.00%	5	0.02%
72	Returning Officer Condamine Pre-Poll	0	0.00%	0	0.00%	0	0.00%	0	0.00%	0	0.00%	0	0.00%	0	0	0.00%	0	0.00%
73	Returning Officer Cook Pre-Poll	0	0.00%	0	0.00%	0	0.00%	0	0.00%	0	0.00%	1	100.00%	1	0	0.00%	1	0.00%
74	Returning Officer Coomera Pre-Poll	0	0.00%	0	0.00%	0	0.00%	0	0.00%	0	0.00%	0	0.00%	0	0	0.00%	0	0.00%

75	Returning Officer Cooper Pre-Poll	0	0.00%	0	0.00%	1	33.33%	1	33.33%	1	33.33%	0	0.00%	3	0	0.00%	3	0.01%
76	Returning Officer Currumbin Pre-Poll	0	0.00%	0	0.00%	0	0.00%	0	0.00%	0	0.00%	0	0.00%	0	0	0.00%	0	0.00%
77	Returning Officer Everton Pre-Poll	0	0.00%	0	0.00%	0	0.00%	0	0.00%	0	0.00%	1	100.00%	1	0	0.00%	1	0.00%
78	Returning Officer Ferny Grove Pre-Poll	0	0.00%	0	0.00%	0	0.00%	0	0.00%	0	0.00%	1	100.00%	1	0	0.00%	1	0.00%
79	Returning Officer Gaven Pre-Poll	0	0.00%	1	100.00%	0	0.00%	0	0.00%	0	0.00%	0	0.00%	1	1	50.00%	2	0.01%
80	Returning Officer Gladstone Pre-Poll	0	0.00%	0	0.00%	3	60.00%	0	0.00%	1	20.00%	1	20.00%	5	0	0.00%	5	0.02%
81	Returning Officer Glass House Pre-Poll	0	0.00%	0	0.00%	1	25.00%	0	0.00%	0	0.00%	3	75.00%	4	1	20.00%	5	0.02%
82	Returning Officer Greenslopes Pre-Poll	0	0.00%	0	0.00%	1	50.00%	0	0.00%	0	0.00%	1	50.00%	2	0	0.00%	2	0.01%
83	Returning Officer Gregory Pre-Poll	0	0.00%	0	0.00%	0	0.00%	0	0.00%	0	0.00%	0	0.00%	0	0	0.00%	0	0.00%
84	Returning Officer Gympie Pre-Poll	1	10.00%	3	30.00%	3	30.00%	0	0.00%	1	10.00%	2	20.00%	10	0	0.00%	10	0.03%
85	Returning Officer Hervey Bay Pre-Poll	0	0.00%	0	0.00%	0	0.00%	0	0.00%	0	0.00%	0	0.00%	0	0	0.00%	0	0.00%
86	Returning Officer Hill Pre-Poll	0	0.00%	0	0.00%	0	0.00%	0	0.00%	0	0.00%	0	0.00%	0	0	0.00%	0	0.00%
87	Returning Officer Hinchinbrook Pre-Poll	0	0.00%	1	100.00%	0	0.00%	0	0.00%	0	0.00%	0	0.00%	1	0	0.00%	1	0.00%
88	Returning Officer Inala Pre-Poll	0	0.00%	0	0.00%	0	0.00%	0	0.00%	0	0.00%	0	0.00%	0	0	0.00%	0	0.00%
89	Returning Officer Ipswich Pre-Poll	2	28.57%	0	0.00%	2	28.57%	1	14.29%	0	0.00%	2	28.57%	7	0	0.00%	7	0.02%
90	Returning Officer Ipswich West Pre-Poll	0	0.00%	0	0.00%	0	0.00%	0	0.00%	0	0.00%	0	0.00%	0	0	0.00%	0	0.00%
91	Returning Officer Jordan Pre-Poll	0	0.00%	0	0.00%	0	0.00%	0	0.00%	0	0.00%	0	0.00%	0	0	0.00%	0	0.00%
92	Returning Officer Kawana Pre-Poll	0	0.00%	40	25.81%	44	28.39%	6	3.87%	28	18.06%	37	23.87%	155	11	6.63%	166	0.53%
93	Returning Officer Keppel Pre-Poll	0	0.00%	2	66.67%	0	0.00%	0	0.00%	1	33.33%	0	0.00%	3	0	0.00%	3	0.01%
94	Returning Officer Kurwongbah Pre-Poll	0	0.00%	0	0.00%	0	0.00%	0	0.00%	0	0.00%	1	100.00%	1	0	0.00%	1	0.00%
95	Returning Officer Lockyer Pre-Poll	0	0.00%	1	33.33%	1	33.33%	0	0.00%	1	33.33%	0	0.00%	3	0	0.00%	3	0.01%
96	Returning Officer Logan Pre-Poll	0	0.00%	1	50.00%	0	0.00%	0	0.00%	0	0.00%	1	50.00%	2	0	0.00%	2	0.01%
97	Returning Officer Lytton Pre-Poll	0	0.00%	1	50.00%	1	50.00%	0	0.00%	0	0.00%	0	0.00%	2	0	0.00%	2	0.01%
98	Returning Officer Macalister Pre-Poll	0	0.00%	0	0.00%	0	0.00%	0	0.00%	0	0.00%	0	0.00%	0	0	0.00%	0	0.00%
99	Returning Officer Mackay Pre-Poll	0	0.00%	0	0.00%	0	0.00%	0	0.00%	0	0.00%	0	0.00%	0	0	0.00%	0	0.00%
100	Returning Officer Maiwar Pre-Poll	0	0.00%	0	0.00%	1	25.00%	0	0.00%	2	50.00%	1	25.00%	4	1	20.00%	5	0.02%
101	Returning Officer Mansfield Pre-Poll	0	0.00%	0	0.00%	0	0.00%	0	0.00%	0	0.00%	0	0.00%	0	1	0.00%	1	0.00%
102	Returning Officer Maroochydore Pre-Poll	0	0.00%	0	0.00%	0	0.00%	0	0.00%	0	0.00%	0	0.00%	0	0	0.00%	0	0.00%
103	Returning Officer Maryborough Pre-Poll	0	0.00%	2	66.67%	0	0.00%	0	0.00%	1	33.33%	0	0.00%	3	0	0.00%	3	0.01%
104	Returning Officer Mcconnel Pre-Poll	0	0.00%	0	0.00%	4	57.14%	0	0.00%	2	28.57%	1	14.29%	7	1	12.50%	8	0.03%
105	Returning Officer Mermaid Beach Pre-Poll	0	0.00%	0	0.00%	2	100.00%	0	0.00%	0	0.00%	0	0.00%	2	0	0.00%	2	0.01%
106	Returning Officer Miller Pre-Poll	0	0.00%	0	0.00%	0	0.00%	0	0.00%	0	0.00%	0	0.00%	0	0	0.00%	0	0.00%
107	Returning Officer Mirani Pre-Poll	0	0.00%	0	0.00%	0	0.00%	0	0.00%	0	0.00%	0	0.00%	0	0	0.00%	0	0.00%
108	Returning Officer Moggill Pre-Poll	0	0.00%	0	0.00%	0	0.00%	0	0.00%	1	100.00%	0	0.00%	1	0	0.00%	1	0.00%
109	Returning Officer Morayfield Pre-Poll	0	0.00%	0	0.00%	0	0.00%	0	0.00%	0	0.00%	0	0.00%	0	0	0.00%	0	0.00%
110	Returning Officer Mount Ommaney Pre-Poll	0	0.00%	0	0.00%	0	0.00%	0	0.00%	0	0.00%	0	0.00%	0	1	0.00%	1	0.00%
111	Returning Officer Mudgeeraba Pre-Poll	0	0.00%	0	0.00%	0	0.00%	0	0.00%	0	0.00%	0	0.00%	0	0	0.00%	0	0.00%
112	Returning Officer Mulgrave Pre-Poll	0	0.00%	1	50.00%	1	50.00%	0	0.00%	0	0.00%	0	0.00%	2	0	0.00%	2	0.01%
113	Returning Officer Mundingburra Pre-Poll	0	0.00%	0	0.00%	0	0.00%	0	0.00%	0	0.00%	0	0.00%	0	0	0.00%	0	0.00%
114	Returning Officer Murrumba Pre-Poll	0	0.00%	0	0.00%	0	0.00%	0	0.00%	1	50.00%	1	50.00%	2	0	0.00%	2	0.01%
115	Returning Officer Nanango Pre-Poll	0	0.00%	0	0.00%	0	0.00%	0	0.00%	0	0.00%	0	0.00%	0	0	0.00%	0	0.00%
116	Returning Officer Nicklin Pre-Poll	27	3.01%	232	25.84%	314	34.97%	33	3.67%	92	10.24%	200	22.27%	898	57	5.97%	955	3.06%
117	Returning Officer Noosa Pre-Poll	0	0.00%	0	0.00%	0	0.00%	0	0.00%	0	0.00%	0	0.00%	0	0	0.00%	0	0.00%
118	Returning Officer Nudgee Pre-Poll	0	0.00%	0	0.00%	0	0.00%	0	0.00%	0	0.00%	0	0.00%	0	0	0.00%	0	0.00%
119	Returning Officer Oodgeroo Pre-Poll	0	0.00%	0	0.00%	0	0.00%	0	0.00%	0	0.00%	0	0.00%	0	0	0.00%	0	0.00%
120	Returning Officer Pine Rivers Pre-Poll	0	0.00%	0	0.00%	1	100.00%	0	0.00%	0	0.00%	0	0.00%	1	0	0.00%	1	0.00%
121	Returning Officer Pumicestone Pre-Poll	0	0.00%	0	0.00%	2	100.00%	0	0.00%	0	0.00%	0	0.00%	2	0	0.00%	2	0.01%
122	Returning Officer Redcliffe Pre-Poll	0	0.00%	0	0.00%	0	0.00%	0	0.00%	0	0.00%	0	0.00%	0	0	0.00%	0	0.00%
123	Returning Officer Redlands Pre-Poll	0	0.00%	0	0.00%	0	0.00%	0	0.00%	0	0.00%	0	0.00%	0	0	0.00%	0	0.00%
124	Returning Officer Rockhampton Pre-Poll	0	0.00%	1	50.00%	0	0.00%	0	0.00%	0	0.00%	1	50.00%	2	0	0.00%	2	0.01%
125	Returning Officer Sandgate Pre-Poll	0	0.00%	0	0.00%	0	0.00%	0	0.00%	0	0.00%	0	0.00%	0	0	0.00%	0	0.00%
126	Returning Officer Scenic Rim Pre-Poll	0	0.00%	1	100.00%	0	0.00%	0	0.00%	0	0.00%	0	0.00%	1	0	0.00%	1	0.00%
127	Returning Officer South Brisbane Pre-Poll	0	0.00%	0	0.00%	0	0.00%	0	0.00%	0	0.00%	0	0.00%	0	1	0.00%	1	0.00%
128	Returning Officer Southern Downs Pre-Poll	0	0.00%	0	0.00%	0	0.00%	0	0.00%	0	0.00%	0	0.00%	0	0	0.00%	0	0.00%
129	Returning Officer Southport Pre-Poll	0	0.00%	0	0.00%	0	0.00%	0	0.00%	0	0.00%	0	0.00%	0	0	0.00%	0	0.00%
130	Returning Officer Springwood Pre-Poll	0	0.00%	0	0.00%	1	100.00%	0	0.00%	0	0.00%	0	0.00%	1	0	0.00%	1	0.00%
131	Returning Officer Stafford Pre-Poll	1	25.00%	0	0.00%	3	75.00%	0	0.00%	0	0.00%	0	0.00%	4	0	0.00%	4	0.01%
132	Returning Officer Stretton Pre-Poll	0	0.00%	0	0.00%	1	100.00%	0	0.00%	0	0.00%	0	0.00%	1	0	0.00%	1	0.00%
133	Returning Officer Surfers Paradise Pre-Poll	0	0.00%	0	0.00%	0	0.00%	0	0.00%	0	0.00%	0	0.00%	0	0	0.00%	0	0.00%
134	Returning Officer Theodore Pre-Poll	0	0.00%	0	0.00%	0	0.00%	0	0.00%	0	0.00%	0	0.00%	0	0	0.00%	0	0.00%
135	Returning Officer Thuringowa Pre-Poll	0	0.00%	0	0.00%	0	0.00%	0	0.00%	0	0.00%	0	0.00%	0	0	0.00%	0	0.00%
136	Returning Officer Toohey Pre-Poll	0	0.00%	0	0.00%	0	0.00%	0	0.00%	0	0.00%	0	0.00%	0	0	0.00%	0	0.00%
137	Returning Officer Toowoomba North Pre-Poll	0	0.00%	2	66.67%	1	33.33%	0	0.00%	0	0.00%	0	0.00%	3	0	0.00%	3	0.01%
138	Returning Officer Toowoomba South Pre-Poll	0	0.00%	0	0.00%	0	0.00%	0	0.00%	0	0.00%	0	0.00%	0	0	0.00%	0	0.00%
139	Returning Officer Townsville Pre-Poll	0	0.00%	0	0.00%	0	0.00%	0	0.00%	0	0.00%	0	0.00%	0	0	0.00%	0	0.00%
140	Returning Officer Traeger Pre-Poll	0	0.00%	0	0.00%	1	100.00%	0	0.00%	0	0.00%	0	0.00%	1	0	0.00%	1	0.00%
141	Returning Officer Warrego Pre-Poll	0	0.00%	0	0.00%	1	50.00%	0	0.00%	0	0.00%	1	50.00%	2	0	0.00%	2	0.01%
142	Returning Officer Waterford Pre-Poll	0	0.00%	0	0.00%	0	0.00%	0	0.00%	0	0.00%	0	0.00%	0	0	0.00%	0	0.00%
143	Returning Officer Whitsunday Pre-Poll	0	0.00%	0	0.00%	0	0.00%	0	0.00%	0	0.00%	0	0.00%	0	0	0.00%	0	0.00%
144	Returning Officer Woodridge Pre-Poll	0	0.00%	0	0.00%	0	0.00%	0	0.00%	0	0.00%	0	0.00%	0	0	0.00%	0	0.00%
	Polling Booth Totals	**777**	**3.05%**	**4,749**	**18.63%**	**9,178**	**36.01%**	**1,297**	**5.09%**	**3,629**	**14.24%**	**5,857**	**22.98%**	**25,487**	**1,332**	**4.97%**	**26,819**	**86.01%**
Postal, Special Postal, Unenrolled Votes		78	3.21%	431	17.71%	1,034	42.50%	132	5.43%	260	10.69%	498	20.47%	2,433	120	4.70%	2,553	8.19%
Pre-Poll (In Person) Absent Votes		7	4.90%	26	18.18%	42	29.37%	3	2.10%	24	16.78%	41	28.67%	143	5	3.38%	148	0.47%
Polling Day Absent Votes		71	5.09%	289	20.72%	392	28.10%	39	2.80%	294	21.08%	310	22.22%	1,395	84	5.68%	1,479	4.74%
Declared Institution Votes		5	5.68%	16	18.18%	32	36.36%	4	4.55%	9	10.23%	22	25.00%	88	2	2.22%	90	0.29%
Polling Day Declaration Votes		6	6.67%	18	20.00%	25	27.78%	4	4.44%	21	23.33%	16	17.78%	90	3	3.23%	93	0.30%
Uncertain Identity		0	0.00%	0	0.00%	0	0.00%	0	0.00%	0	0.00%	0	0.00%	0	0	0.00%	0	0.00%
Declaration and Pre-Poll Votes Totals		**167**	**4.03%**	**780**	**18.80%**	**1,525**	**36.76%**	**182**	**4.39%**	**608**	**14.65%**	**887**	**21.38%**	**4,149**	**214**	**4.90%**	**4,363**	**13.99%**
Total First Preference Votes		**944**	**3.19%**	**5,529**	**18.66%**	**10,703**	**36.11%**	**1,479**	**4.99%**	**4,237**	**14.30%**	**6,744**	**22.76%**	**29,636**	**1,546**	**4.96%**	**31,182**	**100.00%**

Statistical Reports

Distribution of Preferences

Preference Distribution	RILEY Jamila Votes	RILEY Jamila %	WARD Barry Votes	WARD Barry %	* PURDIE Dan Votes	* PURDIE Dan %	BRUINSMA Richard Votes	BRUINSMA Richard %	ETHERIDGE Sue Votes	ETHERIDGE Sue %	GISSANE Bill Votes	GISSANE Bill %	Votes remaining in count	Exhausted Votes	Exhausted %	Total Formal Votes
First Preference Votes	944	3.19%	5,529	18.66%	10,703	36.11%	1,479	4.99%	4,237	14.30%	6,744	22.76%	29,636			29,636
RILEY Excluded (1st)			**236**	**25.00%**	**118**	**12.50%**	**237**	**25.11%**	**279**	**29.56%**	**74**	**7.84%**	**944**	**0**	**0.00%**	**944**
Total			5,765	19.45%	10,821	36.51%	1,716	5.79%	4,516	15.24%	6,818	23.01%	29,636	0	0.00%	29,636
BRUINSMA Excluded (2nd)			**329**	**19.17%**	**497**	**28.96%**			**527**	**30.71%**	**363**	**21.15%**	**1,716**	**0**	**0.00%**	**1,716**
Total			6,094	20.56%	11,318	38.19%			5,043	17.02%	7,181	24.23%	29,636	0	0.00%	29,636
ETHERIDGE Excluded (3rd)			**636**	**12.61%**	**918**	**18.20%**					**3,489**	**69.19%**	**5,043**	**0**	**0.00%**	**5,043**
Total			6,730	22.71%	12,236	41.29%					10,670	36.00%	29,636	0	0.00%	29,636
WARD Excluded (4th)					**5,065**	**75.26%**					**1,665**	**24.74%**	**6,730**	**0**	**0.00%**	**6,730**
District Total					**17,301**	**58.38%**					**12,335**	**41.62%**	**29,636**	**0**	**0.00%**	**29,636**

*** Indicates the winner**

66 - Electoral District of Noosa

First Preference Votes Polled for each Candidate at each Polling Booth

Booth No.	Polling Booth	* BOLTON Sandy Votes	%	WHITESIDE Eve-Marie ONP Votes	%	BRISTOW Robin Votes	%	ELMES Glen LNP Votes	%	DENHAM Mark ALP Votes	%	JENKINS Phillip GRN Votes	%	WHITE Aaron Votes	%	Total Formal Votes	Informal Votes	%	Total Votes	% of Total Votes
1	Boreen Point	158	38.16%	54	13.04%	1	0.24%	67	16.18%	65	15.70%	66	15.94%	3	0.72%	414	22	5.05%	436	1.39%
2	Cooran	174	27.23%	90	14.08%	6	0.94%	99	15.49%	100	15.65%	147	23.00%	23	3.60%	639	28	4.20%	667	2.13%
3	Cooroy	171	29.64%	95	16.46%	3	0.52%	121	20.97%	88	15.25%	87	15.08%	12	2.08%	577	23	3.83%	600	1.91%
4	Kin Kin	122	35.88%	47	13.82%	2	0.59%	56	16.47%	57	16.76%	47	13.82%	9	2.65%	340	16	4.49%	356	1.14%
5	Noosa Junction	701	28.79%	198	8.13%	50	2.05%	688	28.25%	352	14.46%	405	16.63%	41	1.68%	2,435	105	4.13%	2,540	8.10%
6	Noosaville	620	32.51%	162	8.50%	26	1.36%	618	32.41%	205	10.75%	240	12.59%	36	1.89%	1,907	70	3.54%	1,977	6.30%
7	Noosaville East	688	31.87%	252	11.67%	24	1.11%	670	31.03%	243	11.26%	242	11.21%	40	1.85%	2,159	112	4.93%	2,271	7.24%
8	Peregian	412	26.46%	113	7.26%	13	0.83%	388	24.92%	261	16.76%	326	20.94%	44	2.83%	1,557	60	3.71%	1,617	5.16%
9	Pomona	385	27.58%	236	16.91%	6	0.43%	292	20.92%	210	15.04%	205	14.68%	62	4.44%	1,396	66	4.51%	1,462	4.66%
10	Rainbow Beach	0	0.00%	0	0.00%	0	0.00%	4	40.00%	2	20.00%	3	30.00%	1	10.00%	10	0	0.00%	10	0.03%
11	Tinbeerwah	192	33.33%	69	11.98%	4	0.69%	155	26.91%	59	10.24%	84	14.58%	13	2.26%	576	35	5.73%	611	1.95%
12	Brisbane CBD All-Districts Centre	4	21.05%	3	15.79%	1	5.26%	5	26.32%	1	5.26%	5	26.32%	0	0.00%	19	0	0.00%	19	0.06%
13	Bundaberg All-Districts Centre	0	0.00%	0	0.00%	0	0.00%	0	0.00%	0	0.00%	0	0.00%	0	0.00%	0	0	0.00%	0	0.00%
14	Burleigh All-Districts Centre	0	0.00%	1	25.00%	1	25.00%	1	25.00%	1	25.00%	0	0.00%	0	0.00%	4	0	0.00%	4	0.01%
15	Cairns All-Districts Centre	0	0.00%	0	0.00%	0	0.00%	0	0.00%	0	0.00%	0	0.00%	0	0.00%	0	0	0.00%	0	0.00%
16	East Brisbane All-Districts Centre	2	15.38%	2	15.38%	0	0.00%	4	30.77%	2	15.38%	2	15.38%	1	7.69%	13	0	0.00%	13	0.04%
17	Hervey Bay All-Districts Centre	0	0.00%	0	0.00%	0	0.00%	0	0.00%	0	0.00%	0	0.00%	0	0.00%	0	0	0.00%	0	0.00%
18	Mackay All-Districts Centre	0	0.00%	0	0.00%	0	0.00%	0	0.00%	0	0.00%	0	0.00%	0	0.00%	0	0	0.00%	0	0.00%
19	Maroochydore All-Districts Centre	2	15.38%	1	7.69%	0	0.00%	3	23.08%	1	7.69%	5	38.46%	1	7.69%	13	2	13.33%	15	0.05%
20	Morayfield All-Districts Centre	0	0.00%	0	0.00%	0	0.00%	0	0.00%	0	0.00%	0	0.00%	0	0.00%	0	0	0.00%	0	0.00%
21	Noosa All-Districts Centre	533	33.09%	209	12.97%	26	1.61%	374	23.22%	230	14.28%	191	11.86%	48	2.98%	1,611	57	3.42%	1,668	5.32%
22	Oodgeroo All-Districts Centre	0	0.00%	0	0.00%	0	0.00%	0	0.00%	0	0.00%	0	0.00%	0	0.00%	0	0	0.00%	0	0.00%
23	Redcliffe All-Districts Centre	0	0.00%	0	0.00%	0	0.00%	0	0.00%	0	0.00%	0	0.00%	0	0.00%	0	0	0.00%	0	0.00%
24	Southport All-Districts Centre	0	0.00%	0	0.00%	0	0.00%	0	0.00%	0	0.00%	0	0.00%	0	0.00%	0	0	0.00%	0	0.00%
25	Telephone Voting	1	20.00%	1	20.00%	0	0.00%	1	20.00%	1	20.00%	0	0.00%	1	20.00%	5	0	0.00%	5	0.02%
26	Townsville All-Districts Centre	0	0.00%	0	0.00%	0	0.00%	0	0.00%	0	0.00%	1	100.00%	0	0.00%	1	0	0.00%	1	0.00%
27	Vulture Street All-Districts Centre	2	66.67%	1	33.33%	0	0.00%	0	0.00%	0	0.00%	0	0.00%	0	0.00%	3	0	0.00%	3	0.01%
28	Woolloongabba All-Districts Centre	1	14.29%	0	0.00%	0	0.00%	4	57.14%	0	0.00%	2	28.57%	0	0.00%	7	0	0.00%	7	0.02%
29	Brisbane CBD All-Districts Centre Pre-Poll	5	9.09%	1	1.82%	0	0.00%	24	43.64%	11	20.00%	11	20.00%	3	5.45%	55	0	0.00%	55	0.18%
30	Bundaberg All-Districts Centre Pre-Poll	1	33.33%	0	0.00%	0	0.00%	2	66.67%	0	0.00%	0	0.00%	0	0.00%	3	2	40.00%	5	0.02%
31	Burleigh All-Districts Centre Pre-Poll	6	50.00%	0	0.00%	0	0.00%	6	50.00%	0	0.00%	0	0.00%	0	0.00%	12	1	7.69%	13	0.04%
32	Cairns All-Districts Centre Pre-Poll	0	0.00%	2	40.00%	0	0.00%	2	40.00%	0	0.00%	1	20.00%	0	0.00%	5	0	0.00%	5	0.02%
33	Electoral Visit	36	31.03%	18	15.52%	1	0.86%	37	31.90%	19	16.38%	4	3.45%	1	0.86%	116	7	5.69%	123	0.39%
34	Hervey Bay All-Districts Centre Pre-poll	1	14.29%	1	14.29%	0	0.00%	3	42.86%	1	14.29%	1	14.29%	0	0.00%	7	0	0.00%	7	0.02%
35	Mackay All-Districts Centre Pre-Poll	0	0.00%	0	0.00%	0	0.00%	2	50.00%	2	50.00%	0	0.00%	0	0.00%	4	0	0.00%	4	0.01%
36	Maroochydore All-Districts Centre Pre-Poll	33	23.91%	16	11.59%	1	0.72%	36	26.09%	27	19.57%	23	16.67%	2	1.45%	138	5	3.50%	143	0.46%
37	Morayfield All-Districts Centre Pre-poll	1	14.29%	0	0.00%	1	14.29%	4	57.14%	0	0.00%	1	14.29%	0	0.00%	7	0	0.00%	7	0.02%
38	Noosa All-Districts Centre Pre-Poll	4,194	34.76%	1,442	11.95%	104	0.86%	3,866	32.04%	1,331	11.03%	916	7.59%	212	1.76%	12,065	356	2.87%	12,421	39.60%
39	Oodgeroo All-Districts Centre Pre-Poll	1	20.00%	1	20.00%	0	0.00%	0	0.00%	1	20.00%	2	40.00%	0	0.00%	5	0	0.00%	5	0.02%
40	Redcliffe All-Districts Centre Pre-Poll	2	40.00%	1	20.00%	0	0.00%	0	0.00%	2	40.00%	0	0.00%	0	0.00%	5	0	0.00%	5	0.02%
41	Southport All-Districts Centre Pre-Poll	0	0.00%	1	11.11%	0	0.00%	7	77.78%	1	11.11%	0	0.00%	0	0.00%	9	0	0.00%	9	0.03%
42	Telephone Voting - Pre-poll	2	28.57%	0	0.00%	0	0.00%	3	42.86%	2	28.57%	0	0.00%	0	0.00%	7	0	0.00%	7	0.02%
43	Townsville All-Districts Centre Pre-Poll	1	11.11%	2	22.22%	0	0.00%	5	55.56%	1	11.11%	0	0.00%	0	0.00%	9	1	10.00%	10	0.03%
44	eAssist - Coorparoo Pre-Poll	0	0.00%	0	0.00%	0	0.00%	0	0.00%	0	0.00%	0	0.00%	0	0.00%	0	0	0.00%	0	0.00%
45	Returning Officer Noosa Pre-Poll	0	0.00%	0	0.00%	0	0.00%	0	0.00%	0	0.00%	0	0.00%	0	0.00%	0	0	0.00%	0	0.00%
46	Returning Officer Algester Pre-Poll	0	0.00%	0	0.00%	0	0.00%	0	0.00%	0	0.00%	0	0.00%	0	0.00%	0	0	0.00%	0	0.00%
47	Returning Officer Aspley Pre-Poll	0	0.00%	0	0.00%	0	0.00%	1	50.00%	1	50.00%	0	0.00%	0	0.00%	2	0	0.00%	2	0.01%
48	Returning Officer Bancroft Pre-Poll	0	0.00%	0	0.00%	0	0.00%	0	0.00%	0	0.00%	0	0.00%	0	0.00%	0	0	0.00%	0	0.00%
49	Returning Officer Barron River Pre-Poll	0	0.00%	0	0.00%	0	0.00%	0	0.00%	0	0.00%	0	0.00%	0	0.00%	0	0	0.00%	0	0.00%
50	Returning Officer Bonney Pre-Poll	0	0.00%	0	0.00%	0	0.00%	0	0.00%	0	0.00%	0	0.00%	0	0.00%	0	0	0.00%	0	0.00%
51	Returning Officer Broadwater Pre-Poll	1	50.00%	0	0.00%	0	0.00%	1	50.00%	0	0.00%	0	0.00%	0	0.00%	2	1	33.33%	3	0.01%
52	Returning Officer Buderim Pre-Poll	2	6.67%	6	20.00%	0	0.00%	10	33.33%	6	20.00%	6	20.00%	0	0.00%	30	4	11.76%	34	0.11%
53	Returning Officer Bulimba Pre-Poll	0	0.00%	0	0.00%	0	0.00%	1	100.00%	0	0.00%	0	0.00%	0	0.00%	1	0	0.00%	1	0.00%
54	Returning Officer Bundaberg Pre-Poll	0	0.00%	0	0.00%	0	0.00%	0	0.00%	0	0.00%	0	0.00%	0	0.00%	0	0	0.00%	0	0.00%
55	Returning Officer Bundamba Pre-Poll	0	0.00%	1	100.00%	0	0.00%	0	0.00%	0	0.00%	0	0.00%	0	0.00%	1	0	0.00%	1	0.00%
56	Returning Officer Burdekin Pre-Poll	0	0.00%	0	0.00%	0	0.00%	0	0.00%	0	0.00%	0	0.00%	0	0.00%	0	0	0.00%	0	0.00%
57	Returning Officer Burleigh Pre-Poll	0	0.00%	0	0.00%	0	0.00%	0	0.00%	0	0.00%	0	0.00%	0	0.00%	0	0	0.00%	0	0.00%
58	Returning Officer Burnett Pre-Poll	0	0.00%	0	0.00%	0	0.00%	0	0.00%	0	0.00%	0	0.00%	0	0.00%	0	0	0.00%	0	0.00%
59	Returning Officer Cairns Pre-Poll	0	0.00%	0	0.00%	0	0.00%	0	0.00%	0	0.00%	0	0.00%	0	0.00%	0	0	0.00%	0	0.00%
60	Returning Officer Callide Pre-Poll	0	0.00%	0	0.00%	0	0.00%	0	0.00%	0	0.00%	0	0.00%	0	0.00%	0	0	0.00%	0	0.00%
61	Returning Officer Caloundra Pre-Poll	4	25.00%	2	12.50%	0	0.00%	4	25.00%	3	18.75%	3	18.75%	0	0.00%	16	1	5.88%	17	0.05%
62	Returning Officer Capalaba Pre-Poll	0	0.00%	0	0.00%	0	0.00%	0	0.00%	0	0.00%	1	100.00%	0	0.00%	1	1	50.00%	2	0.01%
63	Returning Officer Chatsworth Pre-Poll	0	0.00%	0	0.00%	0	0.00%	0	0.00%	0	0.00%	0	0.00%	0	0.00%	0	0	0.00%	0	0.00%
64	Returning Officer Clayfield Pre-Poll	0	0.00%	0	0.00%	0	0.00%	5	100.00%	0	0.00%	0	0.00%	0	0.00%	5	0	0.00%	5	0.02%
65	Returning Officer Condamine Pre-Poll	0	0.00%	0	0.00%	0	0.00%	1	100.00%	0	0.00%	0	0.00%	0	0.00%	1	0	0.00%	1	0.00%
66	Returning Officer Cook Pre-Poll	0	0.00%	0	0.00%	0	0.00%	0	0.00%	0	0.00%	0	0.00%	0	0.00%	0	0	0.00%	0	0.00%
67	Returning Officer Coomera Pre-Poll	0	0.00%	2	100.00%	0	0.00%	0	0.00%	0	0.00%	0	0.00%	0	0.00%	2	0	0.00%	2	0.01%
68	Returning Officer Cooper Pre-Poll	0	0.00%	0	0.00%	0	0.00%	1	100.00%	0	0.00%	0	0.00%	0	0.00%	1	0	0.00%	1	0.00%
69	Returning Officer Currumbin Pre-Poll	0	0.00%	2	50.00%	0	0.00%	1	25.00%	1	25.00%	0	0.00%	0	0.00%	4	0	0.00%	4	0.01%
70	Returning Officer Everton Pre-Poll	0	0.00%	0	0.00%	0	0.00%	0	0.00%	0	0.00%	1	100.00%	0	0.00%	1	1	50.00%	2	0.01%
71	Returning Officer Ferny Grove Pre-Poll	0	0.00%	0	0.00%	0	0.00%	0	0.00%	0	0.00%	0	0.00%	0	0.00%	0	0	0.00%	0	0.00%
72	Returning Officer Gaven Pre-Poll	0	0.00%	0	0.00%	0	0.00%	0	0.00%	0	0.00%	2	100.00%	0	0.00%	2	0	0.00%	2	0.01%
73	Returning Officer Gladstone Pre-Poll	0	0.00%	0	0.00%	0	0.00%	1	20.00%	0	0.00%	3	60.00%	1	20.00%	5	0	0.00%	5	0.02%
74	Returning Officer Glass House Pre-Poll	2	50.00%	1	25.00%	0	0.00%	0	0.00%	0	0.00%	1	25.00%	0	0.00%	4	0	0.00%	4	0.01%
75	Returning Officer Greenslopes Pre-Poll	0	0.00%	0	0.00%	0	0.00%	0	0.00%	0	0.00%	0	0.00%	0	0.00%	0	0	0.00%	0	0.00%
76	Returning Officer Gregory Pre-Poll	1	100.00%	0	0.00%	0	0.00%	0	0.00%	0	0.00%	0	0.00%	0	0.00%	1	0	0.00%	1	0.00%
77	Returning Officer Gympie Pre-Poll	12	19.67%	12	19.67%	1	1.64%	18	29.51%	6	9.84%	10	16.39%	2	3.28%	61	3	4.69%	64	0.20%
78	Returning Officer Hervey Bay Pre-Poll	0	0.00%	0	0.00%	0	0.00%	0	0.00%	0	0.00%	0	0.00%	0	0.00%	0	0	0.00%	0	0.00%
79	Returning Officer Hill Pre-Poll	0	0.00%	0	0.00%	0	0.00%	0	0.00%	0	0.00%	0	0.00%	0	0.00%	0	0	0.00%	0	0.00%
80	Returning Officer Hinchinbrook Pre-Poll	0	0.00%	0	0.00%	0	0.00%	0	0.00%	1	100.00%	0	0.00%	0	0.00%	1	0	0.00%	1	0.00%
81	Returning Officer Inala Pre-Poll	0	0.00%	0	0.00%	0	0.00%	0	0.00%	0	0.00%	0	0.00%	0	0.00%	0	0	0.00%	0	0.00%
82	Returning Officer Ipswich Pre-Poll	0	0.00%	3	75.00%	0	0.00%	0	0.00%	1	25.00%	0	0.00%	0	0.00%	4	0	0.00%	4	0.01%
83	Returning Officer Ipswich West Pre-Poll	0	0.00%	0	0.00%	0	0.00%	0	0.00%	0	0.00%	0	0.00%	0	0.00%	0	0	0.00%	0	0.00%
84	Returning Officer Jordan Pre-Poll	0	0.00%	0	0.00%	0	0.00%	0	0.00%	0	0.00%	0	0.00%	0	0.00%	0	0	0.00%	0	0.00%

85	Returning Officer Kawana Pre-Poll	3	15.79%	1	5.26%	0	0.00%	5	26.32%	5	26.32%	5	26.32%	0	0.00%	19	2	9.52%	21	0.07%
86	Returning Officer Keppel Pre-Poll	3	50.00%	1	16.67%	0	0.00%	0	0.00%	2	33.33%	0	0.00%	0	0.00%	6	0	0.00%	6	0.02%
87	Returning Officer Kurwongbah Pre-Poll	0	0.00%	0	0.00%	0	0.00%	0	0.00%	0	0.00%	0	0.00%	0	0.00%	0	0	0.00%	0	0.00%
88	Returning Officer Lockyer Pre-Poll	0	0.00%	0	0.00%	0	0.00%	1	100.00%	0	0.00%	0	0.00%	0	0.00%	1	0	0.00%	1	0.00%
89	Returning Officer Logan Pre-Poll	0	0.00%	0	0.00%	0	0.00%	0	0.00%	0	0.00%	0	0.00%	0	0.00%	0	0	0.00%	0	0.00%
90	Returning Officer Lytton Pre-Poll	1	20.00%	0	0.00%	0	0.00%	1	20.00%	2	40.00%	0	0.00%	1	20.00%	5	0	0.00%	5	0.02%
91	Returning Officer Macalister Pre-Poll	0	0.00%	0	0.00%	0	0.00%	0	0.00%	0	0.00%	0	0.00%	0	0.00%	0	0	0.00%	0	0.00%
92	Returning Officer Mackay Pre-Poll	0	0.00%	0	0.00%	0	0.00%	0	0.00%	0	0.00%	0	0.00%	0	0.00%	0	0	0.00%	0	0.00%
93	Returning Officer Maiwar Pre-Poll	0	0.00%	1	12.50%	0	0.00%	5	62.50%	1	12.50%	1	12.50%	0	0.00%	8	0	0.00%	8	0.03%
94	Returning Officer Mansfield Pre-Poll	0	0.00%	0	0.00%	0	0.00%	0	0.00%	0	0.00%	0	0.00%	0	0.00%	0	0	0.00%	0	0.00%
95	Returning Officer Maroochydore Pre-Poll	0	0.00%	0	0.00%	0	0.00%	0	0.00%	0	0.00%	0	0.00%	0	0.00%	0	0	0.00%	0	0.00%
96	Returning Officer Maryborough Pre-Poll	0	0.00%	1	33.33%	0	0.00%	1	33.33%	0	0.00%	1	33.33%	0	0.00%	3	0	0.00%	3	0.01%
97	Returning Officer Mcconnel Pre-Poll	1	33.33%	0	0.00%	0	0.00%	1	33.33%	0	0.00%	1	33.33%	0	0.00%	3	0	0.00%	3	0.01%
98	Returning Officer Mermaid Beach Pre-Poll	1	16.67%	0	0.00%	0	0.00%	4	66.67%	0	0.00%	1	16.67%	0	0.00%	6	0	0.00%	6	0.02%
99	Returning Officer Miller Pre-Poll	0	0.00%	0	0.00%	0	0.00%	0	0.00%	0	0.00%	0	0.00%	0	0.00%	0	0	0.00%	0	0.00%
100	Returning Officer Mirani Pre-Poll	0	0.00%	0	0.00%	0	0.00%	0	0.00%	0	0.00%	0	0.00%	0	0.00%	0	0	0.00%	0	0.00%
101	Returning Officer Moggill Pre-Poll	0	0.00%	0	0.00%	0	0.00%	1	100.00%	0	0.00%	0	0.00%	0	0.00%	1	0	0.00%	1	0.00%
102	Returning Officer Morayfield Pre-Poll	0	0.00%	0	0.00%	0	0.00%	0	0.00%	0	0.00%	0	0.00%	0	0.00%	0	0	0.00%	0	0.00%
103	Returning Officer Mount Ommaney Pre-Poll	0	0.00%	0	0.00%	0	0.00%	0	0.00%	0	0.00%	0	0.00%	0	0.00%	0	0	0.00%	0	0.00%
104	Returning Officer Mudgeeraba Pre-Poll	0	0.00%	0	0.00%	0	0.00%	0	0.00%	0	0.00%	0	0.00%	0	0.00%	0	0	0.00%	0	0.00%
105	Returning Officer Mulgrave Pre-Poll	0	0.00%	0	0.00%	0	0.00%	0	0.00%	0	0.00%	0	0.00%	0	0.00%	0	0	0.00%	0	0.00%
106	Returning Officer Mundingburra Pre-Poll	0	0.00%	0	0.00%	0	0.00%	0	0.00%	0	0.00%	0	0.00%	0	0.00%	0	0	0.00%	0	0.00%
107	Returning Officer Murrumba Pre-Poll	1	50.00%	1	50.00%	0	0.00%	0	0.00%	0	0.00%	0	0.00%	0	0.00%	2	0	0.00%	2	0.01%
108	Returning Officer Nanango Pre-Poll	0	0.00%	0	0.00%	0	0.00%	0	0.00%	0	0.00%	0	0.00%	0	0.00%	0	0	0.00%	0	0.00%
109	Returning Officer Nicklin Pre-Poll	9	27.27%	4	12.12%	0	0.00%	5	15.15%	8	24.24%	6	18.18%	1	3.03%	33	7	17.50%	40	0.13%
110	Returning Officer Ninderry Pre-Poll	17	18.89%	14	15.56%	0	0.00%	32	35.56%	15	16.67%	11	12.22%	1	1.11%	90	6	6.25%	96	0.31%
111	Returning Officer Nudgee Pre-Poll	0	0.00%	1	50.00%	0	0.00%	0	0.00%	1	50.00%	0	0.00%	0	0.00%	2	0	0.00%	2	0.01%
112	Returning Officer Oodgeroo Pre-Poll	0	0.00%	0	0.00%	0	0.00%	0	0.00%	0	0.00%	0	0.00%	0	0.00%	0	0	0.00%	0	0.00%
113	Returning Officer Pine Rivers Pre-Poll	0	0.00%	1	25.00%	0	0.00%	3	75.00%	0	0.00%	0	0.00%	0	0.00%	4	0	0.00%	4	0.01%
114	Returning Officer Pumicestone Pre-Poll	0	0.00%	0	0.00%	0	0.00%	0	0.00%	0	0.00%	0	0.00%	0	0.00%	0	0	0.00%	0	0.00%
115	Returning Officer Redcliffe Pre-Poll	0	0.00%	0	0.00%	0	0.00%	0	0.00%	0	0.00%	0	0.00%	0	0.00%	0	0	0.00%	0	0.00%
116	Returning Officer Redlands Pre-Poll	0	0.00%	0	0.00%	0	0.00%	1	50.00%	0	0.00%	0	0.00%	1	50.00%	2	0	0.00%	2	0.01%
117	Returning Officer Rockhampton Pre-Poll	0	0.00%	0	0.00%	0	0.00%	2	66.67%	1	33.33%	0	0.00%	0	0.00%	3	0	0.00%	3	0.01%
118	Returning Officer Sandgate Pre-Poll	3	100.00%	0	0.00%	0	0.00%	0	0.00%	0	0.00%	0	0.00%	0	0.00%	3	0	0.00%	3	0.01%
119	Returning Officer Scenic Rim Pre-Poll	0	0.00%	0	0.00%	0	0.00%	0	0.00%	0	0.00%	0	0.00%	0	0.00%	0	0	0.00%	0	0.00%
120	Returning Officer South Brisbane Pre-Poll	0	0.00%	0	0.00%	0	0.00%	0	0.00%	0	0.00%	1	100.00%	0	0.00%	1	0	0.00%	1	0.00%
121	Returning Officer Southern Downs Pre-Poll	0	0.00%	1	50.00%	0	0.00%	1	50.00%	0	0.00%	0	0.00%	0	0.00%	2	0	0.00%	2	0.01%
122	Returning Officer Southport Pre-Poll	0	0.00%	0	0.00%	0	0.00%	0	0.00%	0	0.00%	0	0.00%	0	0.00%	0	0	0.00%	0	0.00%
123	Returning Officer Springwood Pre-Poll	0	0.00%	0	0.00%	0	0.00%	0	0.00%	0	0.00%	1	100.00%	0	0.00%	1	0	0.00%	1	0.00%
124	Returning Officer Stafford Pre-Poll	1	100.00%	0	0.00%	0	0.00%	0	0.00%	0	0.00%	0	0.00%	0	0.00%	1	1	50.00%	2	0.01%
125	Returning Officer Stretton Pre-Poll	0	0.00%	1	100.00%	0	0.00%	0	0.00%	0	0.00%	0	0.00%	0	0.00%	1	0	0.00%	1	0.00%
126	Returning Officer Surfers Paradise Pre-Poll	0	0.00%	0	0.00%	0	0.00%	0	0.00%	0	0.00%	0	0.00%	0	0.00%	0	0	0.00%	0	0.00%
127	Returning Officer Theodore Pre-Poll	0	0.00%	0	0.00%	0	0.00%	0	0.00%	0	0.00%	0	0.00%	0	0.00%	0	0	0.00%	0	0.00%
128	Returning Officer Thuringowa Pre-Poll	0	0.00%	0	0.00%	0	0.00%	0	0.00%	0	0.00%	0	0.00%	0	0.00%	0	0	0.00%	0	0.00%
129	Returning Officer Toohey Pre-Poll	0	0.00%	1	100.00%	0	0.00%	0	0.00%	0	0.00%	0	0.00%	0	0.00%	1	0	0.00%	1	0.00%
130	Returning Officer Toowoomba North Pre-Poll	0	0.00%	0	0.00%	0	0.00%	5	100.00%	0	0.00%	0	0.00%	0	0.00%	5	0	0.00%	5	0.02%
131	Returning Officer Toowoomba South Pre-Poll	0	0.00%	0	0.00%	0	0.00%	0	0.00%	1	100.00%	0	0.00%	0	0.00%	1	0	0.00%	1	0.00%
132	Returning Officer Townsville Pre-Poll	0	0.00%	0	0.00%	0	0.00%	0	0.00%	0	0.00%	0	0.00%	0	0.00%	0	0	0.00%	0	0.00%
133	Returning Officer Traeger Pre-Poll	1	50.00%	0	0.00%	0	0.00%	0	0.00%	0	0.00%	0	0.00%	1	50.00%	2	0	0.00%	2	0.01%
134	Returning Officer Warrego Pre-Poll	0	0.00%	0	0.00%	0	0.00%	1	100.00%	0	0.00%	0	0.00%	0	0.00%	1	0	0.00%	1	0.00%
135	Returning Officer Waterford Pre-Poll	0	0.00%	0	0.00%	0	0.00%	0	0.00%	0	0.00%	0	0.00%	0	0.00%	0	0	0.00%	0	0.00%
136	Returning Officer Whitsunday Pre-Poll	1	20.00%	1	20.00%	0	0.00%	2	40.00%	1	20.00%	0	0.00%	0	0.00%	5	0	0.00%	5	0.02%
137	Returning Officer Woodridge Pre-Poll	0	0.00%	0	0.00%	0	0.00%	0	0.00%	0	0.00%	0	0.00%	0	0.00%	0	0	0.00%	0	0.00%
	Polling Booth Totals	**8,515**	**32.14%**	**3,077**	**11.62%**	**271**	**1.02%**	**7,662**	**28.92%**	**3,332**	**12.58%**	**3,072**	**11.60%**	**561**	**2.12%**	**26,490**	**995**	**3.62%**	**27,485**	**87.63%**
	Postal, Special Postal, Unenrolled Votes	738	29.95%	274	11.12%	17	0.69%	894	36.28%	317	12.87%	196	7.95%	28	1.14%	2,464	114	4.42%	2,578	8.22%
	Pre-Poll (In Person) Absent Votes	16	15.09%	20	18.87%	1	0.94%	35	33.02%	20	18.87%	13	12.26%	1	0.94%	106	6	5.36%	112	0.36%
	Polling Day Absent Votes	166	17.33%	163	17.01%	11	1.15%	251	26.20%	170	17.75%	184	19.21%	13	1.36%	958	49	4.87%	1,007	3.21%
	Declared Institution Votes	13	26.53%	5	10.20%	0	0.00%	14	28.57%	13	26.53%	4	8.16%	0	0.00%	49	1	2.00%	50	0.16%
	Polling Day Declaration Votes	31	24.41%	12	9.45%	1	0.79%	36	28.35%	17	13.39%	23	18.11%	7	5.51%	127	6	4.51%	133	0.42%
	Uncertain Identity	0	0.00%	0	0.00%	0	0.00%	0	0.00%	0	0.00%	0	0.00%	0	0.00%	0	0	0.00%	0	0.00%
	Declaration and Pre-Poll Votes Totals	**964**	**26.03%**	**474**	**12.80%**	**30**	**0.81%**	**1,230**	**33.21%**	**537**	**14.50%**	**420**	**11.34%**	**49**	**1.32%**	**3,704**	**176**	**4.54%**	**3,880**	**12.37%**
	Total First Preference Votes	**9,479**	**31.39%**	**3,551**	**11.76%**	**301**	**1.00%**	**8,892**	**29.45%**	**3,869**	**12.81%**	**3,492**	**11.57%**	**610**	**2.02%**	**30,194**	**1,171**	**3.73%**	**31,365**	**100.00%**

Distribution of Preferences

Preference Distribution	* BOLTON Sandy Votes	%	WHITESIDE Eve-Marie Votes	%	BRISTOW Robin Votes	%	ELMES Glen Votes	%	DENHAM Mark Votes	%	JENKINS Phillip Votes	%	WHITE Aaron Votes	%	Votes remaining in count	Exhausted Votes	%	Total Formal Votes
First Preference Votes	9,479	31.39%	3,551	11.76%	301	1.00%	8,892	29.45%	3,869	12.81%	3,492	11.57%	610	2.02%	30,194			30,194
BRISTOW Excluded (1st)	**89**	**29.57%**	**25**	**8.31%**			**32**	**10.63%**	**25**	**8.31%**	**56**	**18.60%**	**74**	**24.58%**	**301**	**0**	**0.00%**	**301**
Total	9,568	31.69%	3,576	11.84%			8,924	29.56%	3,894	12.90%	3,548	11.75%	684	2.27%	30,194	0	0.00%	30,194
WHITE Excluded (2nd)	**333**	**48.68%**	**51**	**7.46%**			**44**	**6.43%**	**63**	**9.21%**	**193**	**28.22%**			**684**	**0**	**0.00%**	**684**
Total	9,901	32.79%	3,627	12.01%			8,968	29.70%	3,957	13.11%	3,741	12.39%			30,194	0	0.00%	30,194
WHITESIDE Excluded (3rd)	**1,968**	**54.26%**					**1,061**	**29.25%**	**259**	**7.14%**	**339**	**9.35%**			**3,627**	**0**	**0.00%**	**3,627**
Total	11,869	39.31%					10,029	33.22%	4,216	13.96%	4,080	13.51%			30,194	0	0.00%	30,194
JENKINS Excluded (4th)	**2,451**	**60.07%**					**409**	**10.02%**	**1,220**	**29.90%**					**4,080**	**0**	**0.00%**	**4,080**
Total	14,320	47.43%					10,438	34.57%	5,436	18.00%					30,194	0	0.00%	30,194
DENHAM Excluded (5th)	**4,258**	**78.33%**					**1,178**	**21.67%**							**5,436**	**0**	**0.00%**	**5,436**
District Total	**18,578**	**61.53%**					**11,616**	**38.47%**							**30,194**	**0**	**0.00%**	**30,194**

*** Indicates the winner**

67 - Electoral District of Nudgee

First Preference Votes Polled for each Candidate at each Polling Booth

Booth No.	Polling Booth	ACKERMAN Ell-Leigh GRN Votes	%	GLAZE Debbie LNP Votes	%	* LINARD Leanne ALP Votes	%	SIMPSON Anthony Votes	%	Total Formal Votes	Informal Votes	%	Total Votes	% of Total Votes
1	Aspley	22	22.92%	24	25.00%	47	48.96%	3	3.13%	96	9	8.57%	105	0.33%
2	Banyo	114	10.97%	271	26.08%	598	57.56%	56	5.39%	1,039	44	4.06%	1,083	3.36%
3	Banyo East	211	10.54%	486	24.28%	1,189	59.39%	116	5.79%	2,002	96	4.58%	2,098	6.50%
4	Boondall	354	12.13%	667	22.85%	1,669	57.18%	229	7.85%	2,919	119	3.92%	3,038	9.41%
5	Chermside East	116	14.06%	287	34.79%	387	46.91%	35	4.24%	825	26	3.06%	851	2.64%
6	Geebung	26	11.61%	62	27.68%	120	53.57%	16	7.14%	224	10	4.27%	234	0.72%
7	Kalinga	15	15.31%	34	34.69%	45	45.92%	4	4.08%	98	0	0.00%	98	0.30%
8	Kedron	41	19.71%	61	29.33%	94	45.19%	12	5.77%	208	12	5.45%	220	0.68%
9	Northgate Central	190	14.95%	320	25.18%	695	54.68%	66	5.19%	1,271	56	4.22%	1,327	4.11%
10	Nudgee	139	10.44%	331	24.85%	777	58.33%	85	6.38%	1,332	38	2.77%	1,370	4.24%
11	Nundah	383	16.96%	624	27.64%	1,153	51.06%	98	4.34%	2,258	80	3.42%	2,338	7.24%
12	Nundah East	253	19.37%	338	25.88%	649	49.69%	66	5.05%	1,306	58	4.25%	1,364	4.23%
13	Nundah North	152	14.23%	357	33.43%	506	47.38%	53	4.96%	1,068	25	2.29%	1,093	3.39%
14	Nundah West	87	11.57%	287	38.16%	335	44.55%	43	5.72%	752	22	2.84%	774	2.40%
15	Taigum	102	16.22%	130	20.67%	345	54.85%	52	8.27%	629	24	3.68%	653	2.02%
16	Virginia	209	12.72%	474	28.85%	876	53.32%	84	5.11%	1,643	45	2.67%	1,688	5.23%
17	Wavell	23	8.55%	108	40.15%	127	47.21%	11	4.09%	269	10	3.58%	279	0.86%
18	Wavell Heights East	84	10.69%	330	41.98%	333	42.37%	39	4.96%	786	27	3.32%	813	2.52%
19	Zillmere	45	15.68%	67	23.34%	150	52.26%	25	8.71%	287	23	7.42%	310	0.96%
20	Zillmere North	161	13.71%	231	19.68%	705	60.05%	77	6.56%	1,174	67	5.40%	1,241	3.84%
21	Brisbane CBD All-Districts Centre	16	27.59%	11	18.97%	29	50.00%	2	3.45%	58	4	6.45%	62	0.19%
22	Bundaberg All-Districts Centre	0	0.00%	0	0.00%	0	0.00%	0	0.00%	0	0	0.00%	0	0.00%
23	Burleigh All-Districts Centre	0	0.00%	1	50.00%	1	50.00%	0	0.00%	2	0	0.00%	2	0.01%
24	Cairns All-Districts Centre	0	0.00%	0	0.00%	0	0.00%	0	0.00%	0	0	0.00%	0	0.00%
25	East Brisbane All-Districts Centre	7	41.18%	3	17.65%	7	41.18%	0	0.00%	17	0	0.00%	17	0.05%
26	Hervey Bay All-Districts Centre	0	0.00%	0	0.00%	0	0.00%	0	0.00%	0	0	0.00%	0	0.00%
27	Mackay All-Districts Centre	0	0.00%	0	0.00%	1	100.00%	0	0.00%	1	0	0.00%	1	0.00%
28	Maroochydore All-Districts Centre	0	0.00%	2	66.67%	1	33.33%	0	0.00%	3	0	0.00%	3	0.01%
29	Morayfield All-Districts Centre	0	0.00%	0	0.00%	1	100.00%	0	0.00%	1	0	0.00%	1	0.00%
30	Noosa All-Districts Centre	1	33.33%	0	0.00%	2	66.67%	0	0.00%	3	0	0.00%	3	0.01%
31	Oodgeroo All-Districts Centre	0	0.00%	0	0.00%	0	0.00%	0	0.00%	0	0	0.00%	0	0.00%
32	Redcliffe All-Districts Centre	0	0.00%	0	0.00%	0	0.00%	0	0.00%	0	0	0.00%	0	0.00%
33	Southport All-Districts Centre	0	0.00%	0	0.00%	0	0.00%	0	0.00%	0	0	0.00%	0	0.00%
34	Telephone Voting	0	0.00%	0	0.00%	4	80.00%	1	20.00%	5	0	0.00%	5	0.02%
35	Townsville All-Districts Centre	0	0.00%	0	0.00%	0	0.00%	0	0.00%	0	0	0.00%	0	0.00%
36	Vulture Street All-Districts Centre	1	33.33%	2	66.67%	0	0.00%	0	0.00%	3	0	0.00%	3	0.01%
37	Woolloongabba All-Districts Centre	1	14.29%	3	42.86%	3	42.86%	0	0.00%	7	0	0.00%	7	0.02%
38	Brisbane CBD All-Districts Centre Pre-Poll	173	16.09%	295	27.44%	566	52.65%	41	3.81%	1,075	30	2.71%	1,105	3.42%
39	Bundaberg All-Districts Centre Pre-Poll	0	0.00%	0	0.00%	0	0.00%	0	0.00%	0	0	0.00%	0	0.00%
40	Burleigh All-Districts Centre Pre-Poll	2	22.22%	4	44.44%	2	22.22%	1	11.11%	9	0	0.00%	9	0.03%
41	Cairns All-Districts Centre Pre-Poll	3	50.00%	1	16.67%	2	33.33%	0	0.00%	6	0	0.00%	6	0.02%
42	Electoral Visit	7	5.83%	51	42.50%	49	40.83%	13	10.83%	120	2	1.64%	122	0.38%
43	Hervey Bay All-Districts Centre Pre-poll	0	0.00%	1	100.00%	0	0.00%	0	0.00%	1	1	50.00%	2	0.01%
44	Mackay All-Districts Centre Pre-Poll	0	0.00%	2	50.00%	2	50.00%	0	0.00%	4	1	20.00%	5	0.02%
45	Maroochydore All-Districts Centre Pre-Poll	0	0.00%	3	37.50%	5	62.50%	0	0.00%	8	0	0.00%	8	0.02%
46	Morayfield All-Districts Centre Pre-poll	3	10.00%	7	23.33%	13	43.33%	7	23.33%	30	0	0.00%	30	0.09%
47	Noosa All-Districts Centre Pre-Poll	3	37.50%	1	12.50%	4	50.00%	0	0.00%	8	0	0.00%	8	0.02%
48	Oodgeroo All-Districts Centre Pre-Poll	2	50.00%	0	0.00%	2	50.00%	0	0.00%	4	0	0.00%	4	0.01%
49	Redcliffe All-Districts Centre Pre-Poll	11	10.00%	29	26.36%	59	53.64%	11	10.00%	110	3	2.65%	113	0.35%
50	Southport All-Districts Centre Pre-Poll	0	0.00%	2	25.00%	5	62.50%	1	12.50%	8	1	11.11%	9	0.03%
51	Telephone Voting - Pre-poll	0	0.00%	1	10.00%	9	90.00%	0	0.00%	10	0	0.00%	10	0.03%
52	Townsville All-Districts Centre Pre-Poll	0	0.00%	2	40.00%	2	40.00%	1	20.00%	5	1	16.67%	6	0.02%
53	eAssist - Coorparoo Pre-Poll	1	33.33%	2	66.67%	0	0.00%	0	0.00%	3	0	0.00%	3	0.01%
54	Returning Officer Nudgee Pre-Poll	263	9.15%	983	34.19%	1,480	51.48%	149	5.18%	2,875	64	2.18%	2,939	9.11%
55	Returning Officer Algester Pre-Poll	0	0.00%	0	0.00%	0	0.00%	0	0.00%	0	0	0.00%	0	0.00%
56	Returning Officer Aspley Pre-Poll	15	9.68%	44	28.39%	82	52.90%	14	9.03%	155	2	1.27%	157	0.49%
57	Returning Officer Bancroft Pre-Poll	2	50.00%	0	0.00%	2	50.00%	0	0.00%	4	0	0.00%	4	0.01%
58	Returning Officer Barron River Pre-Poll	0	0.00%	0	0.00%	0	0.00%	0	0.00%	0	0	0.00%	0	0.00%
59	Returning Officer Bonney Pre-Poll	0	0.00%	0	0.00%	0	0.00%	0	0.00%	0	0	0.00%	0	0.00%
60	Returning Officer Broadwater Pre-Poll	0	0.00%	0	0.00%	2	66.67%	1	33.33%	3	0	0.00%	3	0.01%
61	Returning Officer Buderim Pre-Poll	0	0.00%	0	0.00%	1	100.00%	0	0.00%	1	0	0.00%	1	0.00%
62	Returning Officer Bulimba Pre-Poll	2	40.00%	0	0.00%	3	60.00%	0	0.00%	5	0	0.00%	5	0.02%

63	Returning Officer Bundaberg Pre-Poll	0	0.00%	0	0.00%	0	0.00%	0	0.00%	0	0	0.00%	0	0.00%
64	Returning Officer Bundamba Pre-Poll	0	0.00%	0	0.00%	1	100.00%	0	0.00%	1	0	0.00%	1	0.00%
65	Returning Officer Burdekin Pre-Poll	0	0.00%	0	0.00%	0	0.00%	0	0.00%	0	0	0.00%	0	0.00%
66	Returning Officer Burleigh Pre-Poll	0	0.00%	0	0.00%	0	0.00%	0	0.00%	0	0	0.00%	0	0.00%
67	Returning Officer Burnett Pre-Poll	0	0.00%	0	0.00%	0	0.00%	0	0.00%	0	0	0.00%	0	0.00%
68	Returning Officer Cairns Pre-Poll	0	0.00%	0	0.00%	0	0.00%	0	0.00%	0	0	0.00%	0	0.00%
69	Returning Officer Callide Pre-Poll	0	0.00%	0	0.00%	0	0.00%	0	0.00%	0	0	0.00%	0	0.00%
70	Returning Officer Caloundra Pre-Poll	1	11.11%	1	11.11%	7	77.78%	0	0.00%	9	0	0.00%	9	0.03%
71	Returning Officer Capalaba Pre-Poll	0	0.00%	2	50.00%	2	50.00%	0	0.00%	4	0	0.00%	4	0.01%
72	Returning Officer Chatsworth Pre-Poll	0	0.00%	1	100.00%	0	0.00%	0	0.00%	1	0	0.00%	1	0.00%
73	Returning Officer Clayfield Pre-Poll	18	11.69%	65	42.21%	64	41.56%	7	4.55%	154	6	3.75%	160	0.50%
74	Returning Officer Condamine Pre-Poll	0	0.00%	0	0.00%	0	0.00%	0	0.00%	0	0	0.00%	0	0.00%
75	Returning Officer Cook Pre-Poll	0	0.00%	2	100.00%	0	0.00%	0	0.00%	2	0	0.00%	2	0.01%
76	Returning Officer Coomera Pre-Poll	0	0.00%	1	50.00%	1	50.00%	0	0.00%	2	0	0.00%	2	0.01%
77	Returning Officer Cooper Pre-Poll	0	0.00%	1	12.50%	7	87.50%	0	0.00%	8	0	0.00%	8	0.02%
78	Returning Officer Currumbin Pre-Poll	1	20.00%	3	60.00%	1	20.00%	0	0.00%	5	0	0.00%	5	0.02%
79	Returning Officer Everton Pre-Poll	1	11.11%	4	44.44%	4	44.44%	0	0.00%	9	0	0.00%	9	0.03%
80	Returning Officer Ferny Grove Pre-Poll	1	25.00%	1	25.00%	1	25.00%	1	25.00%	4	0	0.00%	4	0.01%
81	Returning Officer Gaven Pre-Poll	1	100.00%	0	0.00%	0	0.00%	0	0.00%	1	0	0.00%	1	0.00%
82	Returning Officer Gladstone Pre-Poll	1	50.00%	0	0.00%	1	50.00%	0	0.00%	2	0	0.00%	2	0.01%
83	Returning Officer Glass House Pre-Poll	0	0.00%	1	100.00%	0	0.00%	0	0.00%	1	0	0.00%	1	0.00%
84	Returning Officer Greenslopes Pre-Poll	3	33.33%	3	33.33%	3	33.33%	0	0.00%	9	0	0.00%	9	0.03%
85	Returning Officer Gregory Pre-Poll	0	0.00%	1	100.00%	0	0.00%	0	0.00%	1	0	0.00%	1	0.00%
86	Returning Officer Gympie Pre-Poll	0	0.00%	1	25.00%	3	75.00%	0	0.00%	4	0	0.00%	4	0.01%
87	Returning Officer Hervey Bay Pre-Poll	0	0.00%	1	100.00%	0	0.00%	0	0.00%	1	0	0.00%	1	0.00%
88	Returning Officer Hill Pre-Poll	0	0.00%	0	0.00%	0	0.00%	0	0.00%	0	0	0.00%	0	0.00%
89	Returning Officer Hinchinbrook Pre-Poll	0	0.00%	0	0.00%	0	0.00%	0	0.00%	0	0	0.00%	0	0.00%
90	Returning Officer Inala Pre-Poll	1	33.33%	1	33.33%	1	33.33%	0	0.00%	3	2	40.00%	5	0.02%
91	Returning Officer Ipswich Pre-Poll	0	0.00%	2	50.00%	2	50.00%	0	0.00%	4	0	0.00%	4	0.01%
92	Returning Officer Ipswich West Pre-Poll	0	0.00%	0	0.00%	0	0.00%	0	0.00%	0	0	0.00%	0	0.00%
93	Returning Officer Jordan Pre-Poll	0	0.00%	0	0.00%	1	100.00%	0	0.00%	1	0	0.00%	1	0.00%
94	Returning Officer Kawana Pre-Poll	0	0.00%	0	0.00%	0	0.00%	0	0.00%	0	1	0.00%	1	0.00%
95	Returning Officer Keppel Pre-Poll	0	0.00%	0	0.00%	1	100.00%	0	0.00%	1	0	0.00%	1	0.00%
96	Returning Officer Kurwongbah Pre-Poll	1	25.00%	1	25.00%	2	50.00%	0	0.00%	4	0	0.00%	4	0.01%
97	Returning Officer Lockyer Pre-Poll	0	0.00%	2	66.67%	1	33.33%	0	0.00%	3	0	0.00%	3	0.01%
98	Returning Officer Logan Pre-Poll	0	0.00%	0	0.00%	0	0.00%	0	0.00%	0	0	0.00%	0	0.00%
99	Returning Officer Lytton Pre-Poll	4	57.14%	1	14.29%	1	14.29%	1	14.29%	7	0	0.00%	7	0.02%
100	Returning Officer Macalister Pre-Poll	0	0.00%	0	0.00%	0	0.00%	0	0.00%	0	0	0.00%	0	0.00%
101	Returning Officer Mackay Pre-Poll	0	0.00%	0	0.00%	0	0.00%	0	0.00%	0	0	0.00%	0	0.00%
102	Returning Officer Maiwar Pre-Poll	0	0.00%	0	0.00%	0	0.00%	0	0.00%	0	0	0.00%	0	0.00%
103	Returning Officer Mansfield Pre-Poll	1	33.33%	2	66.67%	0	0.00%	0	0.00%	3	0	0.00%	3	0.01%
104	Returning Officer Maroochydore Pre-Poll	0	0.00%	0	0.00%	0	0.00%	0	0.00%	0	0	0.00%	0	0.00%
105	Returning Officer Maryborough Pre-Poll	0	0.00%	1	25.00%	1	25.00%	2	50.00%	4	0	0.00%	4	0.01%
106	Returning Officer Mcconnel Pre-Poll	1	5.56%	2	11.11%	14	77.78%	1	5.56%	18	0	0.00%	18	0.06%
107	Returning Officer Mermaid Beach Pre-Poll	1	33.33%	1	33.33%	1	33.33%	0	0.00%	3	0	0.00%	3	0.01%
108	Returning Officer Miller Pre-Poll	1	25.00%	2	50.00%	1	25.00%	0	0.00%	4	0	0.00%	4	0.01%
109	Returning Officer Mirani Pre-Poll	0	0.00%	0	0.00%	0	0.00%	0	0.00%	0	0	0.00%	0	0.00%
110	Returning Officer Moggill Pre-Poll	2	66.67%	0	0.00%	0	0.00%	1	33.33%	3	0	0.00%	3	0.01%
111	Returning Officer Morayfield Pre-Poll	0	0.00%	0	0.00%	0	0.00%	0	0.00%	0	0	0.00%	0	0.00%
112	Returning Officer Mount Ommaney Pre-Poll	2	100.00%	0	0.00%	0	0.00%	0	0.00%	2	0	0.00%	2	0.01%
113	Returning Officer Mudgeeraba Pre-Poll	0	0.00%	0	0.00%	0	0.00%	1	100.00%	1	0	0.00%	1	0.00%
114	Returning Officer Mulgrave Pre-Poll	0	0.00%	0	0.00%	0	0.00%	0	0.00%	0	0	0.00%	0	0.00%
115	Returning Officer Mundingburra Pre-Poll	0	0.00%	0	0.00%	0	0.00%	0	0.00%	0	0	0.00%	0	0.00%
116	Returning Officer Murrumba Pre-Poll	2	28.57%	1	14.29%	4	57.14%	0	0.00%	7	2	22.22%	9	0.03%
117	Returning Officer Nanango Pre-Poll	0	0.00%	4	80.00%	1	20.00%	0	0.00%	5	0	0.00%	5	0.02%
118	Returning Officer Nicklin Pre-Poll	0	0.00%	0	0.00%	0	0.00%	1	100.00%	1	0	0.00%	1	0.00%
119	Returning Officer Ninderry Pre-Poll	0	0.00%	2	100.00%	0	0.00%	0	0.00%	2	0	0.00%	2	0.01%
120	Returning Officer Noosa Pre-Poll	0	0.00%	0	0.00%	0	0.00%	0	0.00%	0	0	0.00%	0	0.00%
121	Returning Officer Oodgeroo Pre-Poll	0	0.00%	0	0.00%	0	0.00%	0	0.00%	0	0	0.00%	0	0.00%
122	Returning Officer Pine Rivers Pre-Poll	2	8.00%	10	40.00%	13	52.00%	0	0.00%	25	0	0.00%	25	0.08%
123	Returning Officer Pumicestone Pre-Poll	2	33.33%	0	0.00%	2	33.33%	2	33.33%	6	0	0.00%	6	0.02%
124	Returning Officer Redcliffe Pre-Poll	0	0.00%	0	0.00%	0	0.00%	0	0.00%	0	0	0.00%	0	0.00%
125	Returning Officer Redlands Pre-Poll	0	0.00%	0	0.00%	0	0.00%	1	100.00%	1	0	0.00%	1	0.00%
126	Returning Officer Rockhampton Pre-Poll	0	0.00%	3	30.00%	7	70.00%	0	0.00%	10	0	0.00%	10	0.03%
127	Returning Officer Sandgate Pre-Poll	65	13.43%	138	28.51%	231	47.73%	50	10.33%	484	22	4.35%	506	1.57%
128	Returning Officer Scenic Rim Pre-Poll	0	0.00%	0	0.00%	0	0.00%	1	100.00%	1	0	0.00%	1	0.00%
129	Returning Officer South Brisbane Pre-Poll	2	25.00%	2	25.00%	4	50.00%	0	0.00%	8	1	11.11%	9	0.03%
130	Returning Officer Southern Downs Pre-Poll	0	0.00%	0	0.00%	0	0.00%	0	0.00%	0	0	0.00%	0	0.00%
131	Returning Officer Southport Pre-Poll	0	0.00%	0	0.00%	0	0.00%	0	0.00%	0	0	0.00%	0	0.00%
132	Returning Officer Springwood Pre-Poll	0	0.00%	1	100.00%	0	0.00%	0	0.00%	1	0	0.00%	1	0.00%
133	Returning Officer Stafford Pre-Poll	13	11.71%	48	43.24%	43	38.74%	7	6.31%	111	2	1.77%	113	0.35%

134	Returning Officer Stretton Pre-Poll	0	0.00%	0	0.00%	2	100.00%	0	0.00%	2	0	0.00%	2	0.01%
135	Returning Officer Surfers Paradise Pre-Poll	0	0.00%	1	50.00%	0	0.00%	1	50.00%	2	0	0.00%	2	0.01%
136	Returning Officer Theodore Pre-Poll	0	0.00%	0	0.00%	0	0.00%	0	0.00%	0	1	0.00%	1	0.00%
137	Returning Officer Thuringowa Pre-Poll	0	0.00%	0	0.00%	0	0.00%	0	0.00%	0	0	0.00%	0	0.00%
138	Returning Officer Toohey Pre-Poll	0	0.00%	0	0.00%	0	0.00%	0	0.00%	0	0	0.00%	0	0.00%
139	Returning Officer Toowoomba North Pre-Poll	0	0.00%	1	50.00%	1	50.00%	0	0.00%	2	0	0.00%	2	0.01%
140	Returning Officer Toowoomba South Pre-Poll	0	0.00%	1	100.00%	0	0.00%	0	0.00%	1	0	0.00%	1	0.00%
141	Returning Officer Townsville Pre-Poll	0	0.00%	0	0.00%	0	0.00%	0	0.00%	0	0	0.00%	0	0.00%
142	Returning Officer Traeger Pre-Poll	1	50.00%	0	0.00%	1	50.00%	0	0.00%	2	0	0.00%	2	0.01%
143	Returning Officer Warrego Pre-Poll	0	0.00%	0	0.00%	0	0.00%	1	100.00%	1	0	0.00%	1	0.00%
144	Returning Officer Waterford Pre-Poll	0	0.00%	0	0.00%	0	0.00%	0	0.00%	0	0	0.00%	0	0.00%
145	Returning Officer Whitsunday Pre-Poll	0	0.00%	0	0.00%	1	100.00%	0	0.00%	1	0	0.00%	1	0.00%
146	Returning Officer Woodridge Pre-Poll	0	0.00%	1	33.33%	2	66.67%	0	0.00%	3	0	0.00%	3	0.01%
	Polling Booth Totals	**3,368**	**13.11%**	**7,255**	**28.25%**	**13,572**	**52.84%**	**1,490**	**5.80%**	**25,685**	**937**	**3.52%**	**26,622**	**82.48%**
	Postal, Special Postal, Unenrolled Votes	329	10.43%	1,028	32.60%	1,568	49.73%	228	7.23%	3,153	248	7.29%	3,401	10.54%
	Pre-Poll (In Person) Absent Votes	21	21.88%	33	34.38%	35	36.46%	7	7.29%	96	3	3.03%	99	0.31%
	Polling Day Absent Votes	390	20.88%	524	28.05%	792	42.40%	162	8.67%	1,868	83	4.25%	1,951	6.04%
	Declared Institution Votes	8	15.09%	14	26.42%	29	54.72%	2	3.77%	53	2	3.64%	55	0.17%
	Polling Day Declaration Votes	14	9.72%	42	29.17%	78	54.17%	10	6.94%	144	4	2.70%	148	0.46%
	Uncertain Identity	0	0.00%	0	0.00%	0	0.00%	0	0.00%	0	0	0.00%	0	0.00%
	Declaration and Pre-Poll Votes Totals	**762**	**14.34%**	**1,641**	**30.88%**	**2,502**	**47.08%**	**409**	**7.70%**	**5,314**	**340**	**6.01%**	**5,654**	**17.52%**
	Total First Preference Votes	**4,130**	**13.32%**	**8,896**	**28.70%**	**16,074**	**51.85%**	**1,899**	**6.13%**	**30,999**	**1,277**	**3.96%**	**32,276**	**100.00%**

Distribution of Preferences

Preference Distribution	ACKERMAN Ell-Leigh Votes	%	GLAZE Debbie Votes	%	* LINARD Leanne Votes	%	SIMPSON Anthony Votes	%	Votes remaining in count	Exhausted Votes	%	Total Formal Votes
First Preference Votes	4,130	13.32%	8,896	28.70%	16,074	51.85%	1,899	6.13%	30,999			30,999
SIMPSON Excluded (1st)	**572**	**30.12%**	**780**	**41.07%**	**547**	**28.80%**			**1,899**	**0**	**0.00%**	**1,899**
Total	4,702	15.17%	9,676	31.21%	16,621	53.62%			30,999	0	0.00%	30,999
ACKERMAN Excluded (2nd)			**1,383**	**29.41%**	**3,319**	**70.59%**			**4,702**	**0**	**0.00%**	**4,702**
District Total			**11,059**	**35.68%**	**19,940**	**64.32%**			**30,999**	**0**	**0.00%**	**30,999**

*** Indicates the winner**

68 - Electoral District of Oodgeroo

First Preference Votes Polled for each Candidate at each Polling Booth

Booth No.	Polling Booth	SCOTT Brad GRN Votes	%	* ROBINSON Mark LNP Votes	%	AUSTIN Tony ALP Votes	%	Total Formal Votes	Informal Votes	%	Total Votes	% of Total Votes
1	Amity Point	38	18.10%	110	52.38%	62	29.52%	210	16	7.08%	226	0.78%
2	Bay View Thornlands	72	14.23%	253	50.00%	181	35.77%	506	31	5.77%	537	1.85%
3	Birkdale	173	15.20%	532	46.75%	433	38.05%	1,138	56	4.69%	1,194	4.11%
4	Birkdale South	77	19.35%	158	39.70%	163	40.95%	398	21	5.01%	419	1.44%
5	Cleveland	313	14.45%	1,127	52.03%	726	33.52%	2,166	99	4.37%	2,265	7.80%
6	Cleveland High	206	16.78%	499	40.64%	523	42.59%	1,228	59	4.58%	1,287	4.43%
7	Dunwich	79	17.21%	236	51.42%	144	31.37%	459	32	6.52%	491	1.69%
8	Ormiston	305	14.35%	1,070	50.33%	751	35.32%	2,126	99	4.45%	2,225	7.66%
9	Point Lookout	111	29.37%	153	40.48%	114	30.16%	378	16	4.06%	394	1.36%
10	Thornlands	163	12.67%	655	50.93%	468	36.39%	1,286	90	6.54%	1,376	4.74%
11	Victoria Point	11	12.36%	55	61.80%	23	25.84%	89	4	4.30%	93	0.32%
12	Wellington Point	257	12.94%	992	49.95%	737	37.11%	1,986	83	4.01%	2,069	7.13%
13	Wellington Point High	171	14.42%	597	50.34%	418	35.24%	1,186	53	4.28%	1,239	4.27%
14	Brisbane CBD All-Districts Centre	6	28.57%	9	42.86%	6	28.57%	21	0	0.00%	21	0.07%
15	Bundaberg All-Districts Centre	0	0.00%	0	0.00%	0	0.00%	0	0	0.00%	0	0.00%
16	Burleigh All-Districts Centre	0	0.00%	0	0.00%	3	100.00%	3	0	0.00%	3	0.01%
17	Cairns All-Districts Centre	1	50.00%	0	0.00%	1	50.00%	2	0	0.00%	2	0.01%
18	East Brisbane All-Districts Centre	4	33.33%	3	25.00%	5	41.67%	12	0	0.00%	12	0.04%
19	Hervey Bay All-Districts Centre	0	0.00%	0	0.00%	0	0.00%	0	0	0.00%	0	0.00%
20	Mackay All-Districts Centre	0	0.00%	1	100.00%	0	0.00%	1	0	0.00%	1	0.00%
21	Maroochydore All-Districts Centre	0	0.00%	0	0.00%	0	0.00%	0	1	0.00%	1	0.00%
22	Morayfield All-Districts Centre	0	0.00%	0	0.00%	0	0.00%	0	0	0.00%	0	0.00%
23	Noosa All-Districts Centre	0	0.00%	3	75.00%	1	25.00%	4	0	0.00%	4	0.01%
24	Oodgeroo All-Districts Centre	67	11.75%	299	52.46%	204	35.79%	570	24	4.04%	594	2.05%
25	Redcliffe All-Districts Centre	0	0.00%	0	0.00%	0	0.00%	0	1	0.00%	1	0.00%
26	Southport All-Districts Centre	0	0.00%	0	0.00%	1	100.00%	1	0	0.00%	1	0.00%
27	Telephone Voting	2	66.67%	0	0.00%	1	33.33%	3	0	0.00%	3	0.01%
28	Townsville All-Districts Centre	1	100.00%	0	0.00%	0	0.00%	1	0	0.00%	1	0.00%
29	Vulture Street All-Districts Centre	1	20.00%	3	60.00%	1	20.00%	5	1	16.67%	6	0.02%
30	Woolloongabba All-Districts Centre	3	100.00%	0	0.00%	0	0.00%	3	0	0.00%	3	0.01%
31	Brisbane CBD All-Districts Centre Pre-Poll	35	16.20%	95	43.98%	86	39.81%	216	10	4.42%	226	0.78%
32	Bundaberg All-Districts Centre Pre-Poll	0	0.00%	5	83.33%	1	16.67%	6	0	0.00%	6	0.02%
33	Burleigh All-Districts Centre Pre-Poll	2	20.00%	5	50.00%	3	30.00%	10	0	0.00%	10	0.03%
34	Cairns All-Districts Centre Pre-Poll	0	0.00%	0	0.00%	1	100.00%	1	0	0.00%	1	0.00%
35	Electoral Visit	12	10.53%	57	50.00%	45	39.47%	114	3	2.56%	117	0.40%
36	Hervey Bay All-Districts Centre Pre-poll	1	33.33%	0	0.00%	2	66.67%	3	0	0.00%	3	0.01%
37	Mackay All-Districts Centre Pre-Poll	1	25.00%	2	50.00%	1	25.00%	4	1	20.00%	5	0.02%
38	Maroochydore All-Districts Centre Pre-Poll	0	0.00%	8	80.00%	2	20.00%	10	1	9.09%	11	0.04%
39	Morayfield All-Districts Centre Pre-poll	0	0.00%	2	100.00%	0	0.00%	2	0	0.00%	2	0.01%
40	Noosa All-Districts Centre Pre-Poll	1	9.09%	8	72.73%	2	18.18%	11	1	8.33%	12	0.04%
41	Oodgeroo All-Districts Centre Pre-Poll	891	11.09%	4,686	58.33%	2,456	30.57%	8,033	219	2.65%	8,252	28.42%
42	Redcliffe All-Districts Centre Pre-Poll	1	12.50%	5	62.50%	2	25.00%	8	0	0.00%	8	0.03%
43	Southport All-Districts Centre Pre-Poll	1	20.00%	2	40.00%	2	40.00%	5	0	0.00%	5	0.02%
44	Telephone Voting - Pre-poll	0	0.00%	4	30.77%	9	69.23%	13	0	0.00%	13	0.04%
45	Townsville All-Districts Centre Pre-Poll	2	28.57%	2	28.57%	3	42.86%	7	0	0.00%	7	0.02%
46	eAssist - Coorparoo Pre-Poll	0	0.00%	2	28.57%	5	71.43%	7	0	0.00%	7	0.02%
47	Returning Officer Oodgeroo Pre-Poll	0	0.00%	0	0.00%	0	0.00%	0	0	0.00%	0	0.00%
48	Returning Officer Algester Pre-Poll	0	0.00%	0	0.00%	0	0.00%	0	0	0.00%	0	0.00%
49	Returning Officer Aspley Pre-Poll	0	0.00%	0	0.00%	0	0.00%	0	1	0.00%	1	0.00%
50	Returning Officer Bancroft Pre-Poll	0	0.00%	0	0.00%	0	0.00%	0	0	0.00%	0	0.00%
51	Returning Officer Barron River Pre-Poll	0	0.00%	0	0.00%	0	0.00%	0	0	0.00%	0	0.00%
52	Returning Officer Bonney Pre-Poll	0	0.00%	0	0.00%	0	0.00%	0	0	0.00%	0	0.00%
53	Returning Officer Broadwater Pre-Poll	0	0.00%	4	100.00%	0	0.00%	4	0	0.00%	4	0.01%
54	Returning Officer Buderim Pre-Poll	0	0.00%	0	0.00%	0	0.00%	0	0	0.00%	0	0.00%
55	Returning Officer Bulimba Pre-Poll	1	10.00%	5	50.00%	4	40.00%	10	0	0.00%	10	0.03%

56	Returning Officer Bundaberg Pre-Poll	0	0.00%	0	0.00%	0	0.00%	0	0	0.00%	0	0.00%
57	Returning Officer Bundamba Pre-Poll	0	0.00%	1	50.00%	1	50.00%	2	0	0.00%	2	0.01%
58	Returning Officer Burdekin Pre-Poll	0	0.00%	0	0.00%	0	0.00%	0	0	0.00%	0	0.00%
59	Returning Officer Burleigh Pre-Poll	0	0.00%	0	0.00%	0	0.00%	0	0	0.00%	0	0.00%
60	Returning Officer Burnett Pre-Poll	0	0.00%	0	0.00%	0	0.00%	0	0	0.00%	0	0.00%
61	Returning Officer Cairns Pre-Poll	0	0.00%	0	0.00%	0	0.00%	0	0	0.00%	0	0.00%
62	Returning Officer Callide Pre-Poll	0	0.00%	0	0.00%	0	0.00%	0	0	0.00%	0	0.00%
63	Returning Officer Caloundra Pre-Poll	0	0.00%	1	50.00%	1	50.00%	2	0	0.00%	2	0.01%
64	Returning Officer Capalaba Pre-Poll	94	11.87%	394	49.75%	304	38.38%	792	39	4.69%	831	2.86%
65	Returning Officer Chatsworth Pre-Poll	2	40.00%	3	60.00%	0	0.00%	5	0	0.00%	5	0.02%
66	Returning Officer Clayfield Pre-Poll	0	0.00%	1	33.33%	2	66.67%	3	0	0.00%	3	0.01%
67	Returning Officer Condamine Pre-Poll	0	0.00%	0	0.00%	1	100.00%	1	0	0.00%	1	0.00%
68	Returning Officer Cook Pre-Poll	0	0.00%	0	0.00%	0	0.00%	0	0	0.00%	0	0.00%
69	Returning Officer Coomera Pre-Poll	0	0.00%	1	50.00%	1	50.00%	2	0	0.00%	2	0.01%
70	Returning Officer Cooper Pre-Poll	0	0.00%	5	83.33%	1	16.67%	6	1	14.29%	7	0.02%
71	Returning Officer Currumbin Pre-Poll	1	100.00%	0	0.00%	0	0.00%	1	0	0.00%	1	0.00%
72	Returning Officer Everton Pre-Poll	0	0.00%	1	100.00%	0	0.00%	1	0	0.00%	1	0.00%
73	Returning Officer Ferny Grove Pre-Poll	0	0.00%	1	100.00%	0	0.00%	1	0	0.00%	1	0.00%
74	Returning Officer Gaven Pre-Poll	0	0.00%	0	0.00%	1	100.00%	1	0	0.00%	1	0.00%
75	Returning Officer Gladstone Pre-Poll	0	0.00%	1	33.33%	2	66.67%	3	0	0.00%	3	0.01%
76	Returning Officer Glass House Pre-Poll	1	50.00%	0	0.00%	1	50.00%	2	0	0.00%	2	0.01%
77	Returning Officer Greenslopes Pre-Poll	0	0.00%	2	50.00%	2	50.00%	4	1	20.00%	5	0.02%
78	Returning Officer Gregory Pre-Poll	0	0.00%	0	0.00%	0	0.00%	0	0	0.00%	0	0.00%
79	Returning Officer Gympie Pre-Poll	0	0.00%	1	100.00%	0	0.00%	1	0	0.00%	1	0.00%
80	Returning Officer Hervey Bay Pre-Poll	0	0.00%	0	0.00%	0	0.00%	0	0	0.00%	0	0.00%
81	Returning Officer Hill Pre-Poll	0	0.00%	0	0.00%	0	0.00%	0	0	0.00%	0	0.00%
82	Returning Officer Hinchinbrook Pre-Poll	0	0.00%	0	0.00%	0	0.00%	0	0	0.00%	0	0.00%
83	Returning Officer Inala Pre-Poll	1	33.33%	1	33.33%	1	33.33%	3	0	0.00%	3	0.01%
84	Returning Officer Ipswich Pre-Poll	1	12.50%	6	75.00%	1	12.50%	8	1	11.11%	9	0.03%
85	Returning Officer Ipswich West Pre-Poll	0	0.00%	0	0.00%	0	0.00%	0	0	0.00%	0	0.00%
86	Returning Officer Jordan Pre-Poll	0	0.00%	0	0.00%	2	100.00%	2	0	0.00%	2	0.01%
87	Returning Officer Kawana Pre-Poll	0	0.00%	1	100.00%	0	0.00%	1	0	0.00%	1	0.00%
88	Returning Officer Keppel Pre-Poll	0	0.00%	2	66.67%	1	33.33%	3	0	0.00%	3	0.01%
89	Returning Officer Kurwongbah Pre-Poll	0	0.00%	0	0.00%	0	0.00%	0	0	0.00%	0	0.00%
90	Returning Officer Lockyer Pre-Poll	0	0.00%	0	0.00%	0	0.00%	0	2	0.00%	2	0.01%
91	Returning Officer Logan Pre-Poll	1	50.00%	1	50.00%	0	0.00%	2	0	0.00%	2	0.01%
92	Returning Officer Lytton Pre-Poll	10	18.18%	30	54.55%	15	27.27%	55	4	6.78%	59	0.20%
93	Returning Officer Macalister Pre-Poll	0	0.00%	0	0.00%	0	0.00%	0	0	0.00%	0	0.00%
94	Returning Officer Mackay Pre-Poll	0	0.00%	0	0.00%	0	0.00%	0	0	0.00%	0	0.00%
95	Returning Officer Maiwar Pre-Poll	0	0.00%	0	0.00%	0	0.00%	0	0	0.00%	0	0.00%
96	Returning Officer Mansfield Pre-Poll	1	16.67%	2	33.33%	3	50.00%	6	0	0.00%	6	0.02%
97	Returning Officer Maroochydore Pre-Poll	0	0.00%	0	0.00%	0	0.00%	0	0	0.00%	0	0.00%
98	Returning Officer Maryborough Pre-Poll	0	0.00%	0	0.00%	0	0.00%	0	0	0.00%	0	0.00%
99	Returning Officer Mcconnel Pre-Poll	0	0.00%	5	62.50%	3	37.50%	8	0	0.00%	8	0.03%
100	Returning Officer Mermaid Beach Pre-Poll	0	0.00%	2	100.00%	0	0.00%	2	0	0.00%	2	0.01%
101	Returning Officer Miller Pre-Poll	0	0.00%	2	66.67%	1	33.33%	3	1	25.00%	4	0.01%
102	Returning Officer Mirani Pre-Poll	0	0.00%	0	0.00%	0	0.00%	0	0	0.00%	0	0.00%
103	Returning Officer Moggill Pre-Poll	1	100.00%	0	0.00%	0	0.00%	1	0	0.00%	1	0.00%
104	Returning Officer Morayfield Pre-Poll	0	0.00%	0	0.00%	0	0.00%	0	0	0.00%	0	0.00%
105	Returning Officer Mount Ommaney Pre-Poll	1	100.00%	0	0.00%	0	0.00%	1	0	0.00%	1	0.00%
106	Returning Officer Mudgeeraba Pre-Poll	0	0.00%	1	50.00%	1	50.00%	2	0	0.00%	2	0.01%
107	Returning Officer Mulgrave Pre-Poll	0	0.00%	0	0.00%	0	0.00%	0	0	0.00%	0	0.00%
108	Returning Officer Mundingburra Pre-Poll	0	0.00%	0	0.00%	0	0.00%	0	0	0.00%	0	0.00%
109	Returning Officer Murrumba Pre-Poll	0	0.00%	1	100.00%	0	0.00%	1	0	0.00%	1	0.00%
110	Returning Officer Nanango Pre-Poll	0	0.00%	0	0.00%	0	0.00%	0	0	0.00%	0	0.00%
111	Returning Officer Nicklin Pre-Poll	0	0.00%	0	0.00%	0	0.00%	0	0	0.00%	0	0.00%
112	Returning Officer Ninderry Pre-Poll	0	0.00%	4	80.00%	1	20.00%	5	0	0.00%	5	0.02%
113	Returning Officer Noosa Pre-Poll	0	0.00%	0	0.00%	0	0.00%	0	0	0.00%	0	0.00%
114	Returning Officer Nudgee Pre-Poll	1	100.00%	0	0.00%	0	0.00%	1	0	0.00%	1	0.00%
115	Returning Officer Pine Rivers Pre-Poll	0	0.00%	0	0.00%	1	100.00%	1	0	0.00%	1	0.00%
116	Returning Officer Pumicestone Pre-Poll	0	0.00%	2	100.00%	0	0.00%	2	0	0.00%	2	0.01%
117	Returning Officer Redcliffe Pre-Poll	0	0.00%	0	0.00%	0	0.00%	0	0	0.00%	0	0.00%
118	Returning Officer Redlands Pre-Poll	56	13.79%	211	51.97%	139	34.24%	406	21	4.92%	427	1.47%
119	Returning Officer Rockhampton Pre-Poll	1	100.00%	0	0.00%	0	0.00%	1	0	0.00%	1	0.00%

120	Returning Officer Sandgate Pre-Poll	0	0.00%	1	100.00%	0	0.00%	1	0	0.00%	1	0.00%
121	Returning Officer Scenic Rim Pre-Poll	0	0.00%	1	50.00%	1	50.00%	2	0	0.00%	2	0.01%
122	Returning Officer South Brisbane Pre-Poll	1	50.00%	1	50.00%	0	0.00%	2	0	0.00%	2	0.01%
123	Returning Officer Southern Downs Pre-Poll	0	0.00%	2	100.00%	0	0.00%	2	0	0.00%	2	0.01%
124	Returning Officer Southport Pre-Poll	0	0.00%	0	0.00%	0	0.00%	0	0	0.00%	0	0.00%
125	Returning Officer Springwood Pre-Poll	5	31.25%	7	43.75%	4	25.00%	16	0	0.00%	16	0.06%
126	Returning Officer Stafford Pre-Poll	0	0.00%	0	0.00%	0	0.00%	0	0	0.00%	0	0.00%
127	Returning Officer Stretton Pre-Poll	1	16.67%	5	83.33%	0	0.00%	6	0	0.00%	6	0.02%
128	Returning Officer Surfers Paradise Pre-Poll	0	0.00%	0	0.00%	0	0.00%	0	0	0.00%	0	0.00%
129	Returning Officer Theodore Pre-Poll	0	0.00%	0	0.00%	3	100.00%	3	0	0.00%	3	0.01%
130	Returning Officer Thuringowa Pre-Poll	0	0.00%	0	0.00%	0	0.00%	0	0	0.00%	0	0.00%
131	Returning Officer Toohey Pre-Poll	0	0.00%	2	100.00%	0	0.00%	2	0	0.00%	2	0.01%
132	Returning Officer Toowoomba North Pre-Poll	0	0.00%	2	100.00%	0	0.00%	2	0	0.00%	2	0.01%
133	Returning Officer Toowoomba South Pre-Poll	0	0.00%	1	100.00%	0	0.00%	1	0	0.00%	1	0.00%
134	Returning Officer Townsville Pre-Poll	0	0.00%	0	0.00%	0	0.00%	0	0	0.00%	0	0.00%
135	Returning Officer Traeger Pre-Poll	0	0.00%	0	0.00%	1	100.00%	1	0	0.00%	1	0.00%
136	Returning Officer Warrego Pre-Poll	0	0.00%	0	0.00%	0	0.00%	0	0	0.00%	0	0.00%
137	Returning Officer Waterford Pre-Poll	0	0.00%	0	0.00%	0	0.00%	0	0	0.00%	0	0.00%
138	Returning Officer Whitsunday Pre-Poll	0	0.00%	0	0.00%	0	0.00%	0	0	0.00%	0	0.00%
139	Returning Officer Woodridge Pre-Poll	1	20.00%	2	40.00%	2	40.00%	5	0	0.00%	5	0.02%
	Polling Booth Totals	**3,189**	**13.50%**	**12,354**	**52.28%**	**8,087**	**34.22%**	**23,630**	**992**	**4.03%**	**24,622**	**84.81%**
	Postal, Special Postal, Unenrolled Votes	332	12.20%	1,585	58.23%	805	29.57%	2,722	215	7.32%	2,937	10.12%
	Pre-Poll (In Person) Absent Votes	25	18.12%	63	45.65%	50	36.23%	138	7	4.83%	145	0.50%
	Polling Day Absent Votes	231	21.69%	457	42.91%	377	35.40%	1,065	58	5.16%	1,123	3.87%
	Declared Institution Votes	15	15.79%	42	44.21%	38	40.00%	95	5	5.00%	100	0.34%
	Polling Day Declaration Votes	20	20.00%	48	48.00%	32	32.00%	100	5	4.76%	105	0.36%
	Uncertain Identity	0	0.00%	0	0.00%	0	0.00%	0	0	0.00%	0	0.00%
	Declaration and Pre-Poll Votes Totals	**623**	**15.12%**	**2,195**	**53.28%**	**1,302**	**31.60%**	**4,120**	**290**	**6.58%**	**4,410**	**15.19%**
	Total First Preference Votes	**3,812**	**13.74%**	**14,549**	**52.43%**	**9,389**	**33.83%**	**27,750**	**1,282**	**4.42%**	**29,032**	**100.00%**

Distribution of Preferences

Preference Distribution	SCOTT Brad Votes	%	* ROBINSON Mark Votes	%	AUSTIN Tony Votes	%	Votes remaining in count	Exhausted Votes	%	Total Formal Votes
First Preference Votes	3,812	13.74%	14,549	52.43%	9,389	33.83%	27,750			27,750
SCOTT Excluded (1st)			**1,334**	**34.99%**	**2,478**	**65.01%**	**3,812**	**0**	**0.00%**	**3,812**
District Total			**15,883**	**57.24%**	**11,867**	**42.76%**	**27,750**	**0**	**0.00%**	**27,750**

*** Indicates the winner**

69 - Electoral District of Pine Rivers

First Preference Votes Polled for each Candidate at each Polling Booth

Booth No.	Polling Booth	HOLSWICH Seath		KOSENKO Michael		* BOYD Nikki ALP		MARGARITIS Jack GRN		FRENCH Greg CR		WARREN Peter ONP		THOMPSON Chris LNP		Total Formal Votes	Informal		Total Votes	% of Total Votes
		Votes	%	Votes	%	Votes	%	Votes	%	Votes	%	Votes	%	Votes	%		Votes	%		
1	Albany Creek	15	6.36%	12	5.08%	85	36.02%	15	6.36%	2	0.85%	32	13.56%	75	31.78%	236	22	8.53%	258	0.76%
2	Bray Park	138	7.89%	152	8.70%	789	45.14%	115	6.58%	23	1.32%	235	13.44%	296	16.93%	1,748	83	4.53%	1,831	5.42%
3	Bray Park High	203	8.26%	178	7.24%	1,049	42.66%	135	5.49%	23	0.94%	288	11.71%	583	23.71%	2,459	138	5.31%	2,597	7.68%
4	Cashmere	62	7.38%	83	9.88%	349	41.55%	43	5.12%	1	0.12%	92	10.95%	210	25.00%	840	26	3.00%	866	2.56%
5	Closeburn	60	5.10%	38	3.23%	335	28.49%	177	15.05%	7	0.60%	146	12.41%	413	35.12%	1,176	39	3.21%	1,215	3.59%
6	Dayboro	207	12.76%	121	7.46%	431	26.57%	193	11.90%	13	0.80%	246	15.17%	411	25.34%	1,622	65	3.85%	1,687	4.99%
7	Eatons Hill	17	4.61%	34	9.21%	111	30.08%	34	9.21%	7	1.90%	38	10.30%	128	34.69%	369	24	6.11%	393	1.16%
8	Lawnton	28	10.49%	26	9.74%	123	46.07%	22	8.24%	8	3.00%	31	11.61%	29	10.86%	267	14	4.98%	281	0.83%
9	Mount Nebo	8	2.31%	7	2.02%	110	31.79%	166	47.98%	0	0.00%	17	4.91%	38	10.98%	346	15	4.16%	361	1.07%
10	Patricks Road	5	3.47%	5	3.47%	48	33.33%	22	15.28%	0	0.00%	13	9.03%	51	35.42%	144	4	2.70%	148	0.44%
11	Petrie	15	14.02%	12	11.21%	42	39.25%	5	4.67%	3	2.80%	17	15.89%	13	12.15%	107	6	5.31%	113	0.33%
12	Samford	68	4.34%	66	4.21%	478	30.48%	226	14.41%	16	1.02%	120	7.65%	594	37.88%	1,568	49	3.03%	1,617	4.78%
13	Samford Village	87	3.74%	72	3.09%	683	29.33%	339	14.56%	19	0.82%	225	9.66%	904	38.81%	2,329	57	2.39%	2,386	7.06%
14	South Pine	28	7.63%	25	6.81%	96	26.16%	29	7.90%	4	1.09%	42	11.44%	143	38.96%	367	18	4.68%	385	1.14%
15	Strathpine	152	8.26%	177	9.61%	807	43.83%	138	7.50%	19	1.03%	261	14.18%	287	15.59%	1,841	96	4.96%	1,937	5.73%
16	Strathpine West	107	8.65%	139	11.24%	551	44.54%	85	6.87%	15	1.21%	147	11.88%	193	15.60%	1,237	49	3.81%	1,286	3.80%
17	Warner	119	9.20%	108	8.35%	460	35.55%	67	5.18%	14	1.08%	164	12.67%	362	27.98%	1,294	52	3.86%	1,346	3.98%
18	Brisbane CBD All-Districts Centre	1	2.70%	2	5.41%	16	43.24%	6	16.22%	0	0.00%	1	2.70%	11	29.73%	37	1	2.63%	38	0.11%
19	Bundaberg All-Districts Centre	0	0.00%	0	0.00%	0	0.00%	0	0.00%	0	0.00%	0	0.00%	0	0.00%	0	0	0.00%	0	0.00%
20	Burleigh All-Districts Centre	0	0.00%	0	0.00%	2	100.00%	0	0.00%	0	0.00%	0	0.00%	0	0.00%	2	0	0.00%	2	0.01%
21	Cairns All-Districts Centre	1	100.00%	0	0.00%	0	0.00%	0	0.00%	0	0.00%	0	0.00%	0	0.00%	1	0	0.00%	1	0.00%
22	East Brisbane All-Districts Centre	0	0.00%	0	0.00%	0	0.00%	0	0.00%	0	0.00%	0	0.00%	0	0.00%	0	0	0.00%	0	0.00%
23	Hervey Bay All-Districts Centre	0	0.00%	0	0.00%	1	100.00%	0	0.00%	0	0.00%	0	0.00%	0	0.00%	1	0	0.00%	1	0.00%
24	Mackay All-Districts Centre	0	0.00%	0	0.00%	1	50.00%	0	0.00%	0	0.00%	0	0.00%	1	50.00%	2	0	0.00%	2	0.01%
25	Maroochydore All-Districts Centre	0	0.00%	0	0.00%	1	33.33%	1	33.33%	0	0.00%	0	0.00%	1	33.33%	3	0	0.00%	3	0.01%
26	Morayfield All-Districts Centre	0	0.00%	1	12.50%	4	50.00%	1	12.50%	0	0.00%	2	25.00%	0	0.00%	8	0	0.00%	8	0.02%
27	Noosa All-Districts Centre	0	0.00%	0	0.00%	2	40.00%	1	20.00%	1	20.00%	0	0.00%	1	20.00%	5	0	0.00%	5	0.01%
28	Oodgeroo All-Districts Centre	0	0.00%	0	0.00%	1	50.00%	0	0.00%	0	0.00%	0	0.00%	1	50.00%	2	0	0.00%	2	0.01%
29	Redcliffe All-Districts Centre	0	0.00%	0	0.00%	2	66.67%	0	0.00%	0	0.00%	1	33.33%	0	0.00%	3	0	0.00%	3	0.01%
30	Southport All-Districts Centre	0	0.00%	0	0.00%	0	0.00%	0	0.00%	0	0.00%	0	0.00%	0	0.00%	0	0	0.00%	0	0.00%
31	Telephone Voting	0	0.00%	0	0.00%	3	50.00%	0	0.00%	1	16.67%	1	16.67%	1	16.67%	6	0	0.00%	6	0.02%
32	Townsville All-Districts Centre	0	0.00%	0	0.00%	0	0.00%	0	0.00%	0	0.00%	0	0.00%	0	0.00%	0	0	0.00%	0	0.00%
33	Vulture Street All-Districts Centre	0	0.00%	0	0.00%	0	0.00%	0	0.00%	0	0.00%	0	0.00%	0	0.00%	0	0	0.00%	0	0.00%
34	Woolloongabba All-Districts Centre	0	0.00%	0	0.00%	0	0.00%	0	0.00%	0	0.00%	0	0.00%	0	0.00%	0	0	0.00%	0	0.00%
35	Brisbane CBD All-Districts Centre Pre-Poll	37	7.63%	17	3.51%	209	43.09%	78	16.08%	5	1.03%	20	4.12%	119	24.54%	485	8	1.62%	493	1.46%
36	Bundaberg All-Districts Centre Pre-Poll	0	0.00%	0	0.00%	1	33.33%	0	0.00%	0	0.00%	1	33.33%	1	33.33%	3	2	40.00%	5	0.01%
37	Burleigh All-Districts Centre Pre-Poll	0	0.00%	1	16.67%	1	16.67%	0	0.00%	0	0.00%	1	16.67%	3	50.00%	6	1	14.29%	7	0.02%
38	Cairns All-Districts Centre Pre-Poll	0	0.00%	0	0.00%	1	33.33%	0	0.00%	0	0.00%	0	0.00%	2	66.67%	3	0	0.00%	3	0.01%
39	Electoral Visit	2	3.77%	0	0.00%	23	43.40%	0	0.00%	0	0.00%	2	3.77%	26	49.06%	53	2	3.64%	55	0.16%
40	Hervey Bay All-Districts Centre Pre-poll	0	0.00%	0	0.00%	0	0.00%	0	0.00%	0	0.00%	0	0.00%	1	100.00%	1	0	0.00%	1	0.00%
41	Mackay All-Districts Centre Pre-Poll	0	0.00%	0	0.00%	2	40.00%	0	0.00%	0	0.00%	0	0.00%	3	60.00%	5	0	0.00%	5	0.01%
42	Maroochydore All-Districts Centre Pre-Poll	2	12.50%	0	0.00%	6	37.50%	1	6.25%	0	0.00%	3	18.75%	4	25.00%	16	0	0.00%	16	0.05%
43	Morayfield All-Districts Centre Pre-poll	4	8.89%	3	6.67%	19	42.22%	3	6.67%	0	0.00%	7	15.56%	9	20.00%	45	6	11.76%	51	0.15%
44	Noosa All-Districts Centre Pre-Poll	1	50.00%	0	0.00%	1	50.00%	0	0.00%	0	0.00%	0	0.00%	0	0.00%	2	1	33.33%	3	0.01%
45	Oodgeroo All-Districts Centre Pre-Poll	0	0.00%	0	0.00%	1	50.00%	0	0.00%	0	0.00%	0	0.00%	1	50.00%	2	0	0.00%	2	0.01%
46	Redcliffe All-Districts Centre Pre-Poll	1	2.04%	7	14.29%	13	26.53%	2	4.08%	2	4.08%	7	14.29%	17	34.69%	49	2	3.92%	51	0.15%
47	Southport All-Districts Centre Pre-Poll	0	0.00%	0	0.00%	1	33.33%	1	33.33%	0	0.00%	1	33.33%	0	0.00%	3	1	25.00%	4	0.01%
48	Telephone Voting - Pre-poll	0	0.00%	0	0.00%	3	50.00%	2	33.33%	0	0.00%	0	0.00%	1	16.67%	6	0	0.00%	6	0.02%
49	Townsville All-Districts Centre Pre-Poll	1	11.11%	0	0.00%	4	44.44%	0	0.00%	0	0.00%	3	33.33%	1	11.11%	9	0	0.00%	9	0.03%
50	eAssist - Coorparoo Pre-Poll	0	0.00%	0	0.00%	0	0.00%	0	0.00%	0	0.00%	0	0.00%	0	0.00%	0	0	0.00%	0	0.00%
51	Warner Pre-Poll	530	10.73%	291	5.89%	1,912	38.70%	231	4.68%	57	1.15%	638	12.91%	1,282	25.95%	4,941	140	2.76%	5,081	15.03%
52	Returning Officer Pine Rivers Pre-Poll	221	7.93%	211	7.57%	1,189	42.65%	107	3.84%	15	0.54%	396	14.20%	649	23.28%	2,788	82	2.86%	2,870	8.49%
53	Returning Officer Algester Pre-Poll	0	0.00%	0	0.00%	0	0.00%	0	0.00%	0	0.00%	0	0.00%	0	0.00%	0	0	0.00%	0	0.00%
54	Returning Officer Aspley Pre-Poll	2	2.50%	0	0.00%	27	33.75%	3	3.75%	1	1.25%	12	15.00%	35	43.75%	80	0	0.00%	80	0.24%
55	Returning Officer Bancroft Pre-Poll	0	0.00%	0	0.00%	1	20.00%	0	0.00%	0	0.00%	1	20.00%	3	60.00%	5	0	0.00%	5	0.01%
56	Returning Officer Barron River Pre-Poll	0	0.00%	0	0.00%	0	0.00%	0	0.00%	0	0.00%	1	100.00%	0	0.00%	1	0	0.00%	1	0.00%
57	Returning Officer Bonney Pre-Poll	0	0.00%	0	0.00%	0	0.00%	0	0.00%	0	0.00%	0	0.00%	0	0.00%	0	0	0.00%	0	0.00%
58	Returning Officer Broadwater Pre-Poll	0	0.00%	0	0.00%	0	0.00%	0	0.00%	0	0.00%	0	0.00%	0	0.00%	0	0	0.00%	0	0.00%
59	Returning Officer Buderim Pre-Poll	0	0.00%	0	0.00%	0	0.00%	0	0.00%	0	0.00%	0	0.00%	0	0.00%	0	0	0.00%	0	0.00%
60	Returning Officer Bulimba Pre-Poll	0	0.00%	1	33.33%	1	33.33%	0	0.00%	0	0.00%	1	33.33%	0	0.00%	3	0	0.00%	3	0.01%
61	Returning Officer Bundaberg Pre-Poll	0	0.00%	0	0.00%	0	0.00%	0	0.00%	0	0.00%	0	0.00%	0	0.00%	0	0	0.00%	0	0.00%
62	Returning Officer Bundamba Pre-Poll	0	0.00%	0	0.00%	1	50.00%	1	50.00%	0	0.00%	0	0.00%	0	0.00%	2	0	0.00%	2	0.01%
63	Returning Officer Burdekin Pre-Poll	0	0.00%	0	0.00%	0	0.00%	0	0.00%	0	0.00%	0	0.00%	0	0.00%	0	0	0.00%	0	0.00%
64	Returning Officer Burleigh Pre-Poll	0	0.00%	0	0.00%	0	0.00%	0	0.00%	0	0.00%	0	0.00%	0	0.00%	0	0	0.00%	0	0.00%
65	Returning Officer Burnett Pre-Poll	0	0.00%	0	0.00%	0	0.00%	0	0.00%	0	0.00%	0	0.00%	0	0.00%	0	0	0.00%	0	0.00%
66	Returning Officer Cairns Pre-Poll	0	0.00%	1	33.33%	0	0.00%	0	0.00%	0	0.00%	2	66.67%	0	0.00%	3	0	0.00%	3	0.01%
67	Returning Officer Callide Pre-Poll	0	0.00%	0	0.00%	0	0.00%	0	0.00%	0	0.00%	0	0.00%	0	0.00%	0	0	0.00%	0	0.00%
68	Returning Officer Caloundra Pre-Poll	0	0.00%	1	10.00%	1	10.00%	0	0.00%	0	0.00%	3	30.00%	5	50.00%	10	2	16.67%	12	0.04%
69	Returning Officer Capalaba Pre-Poll	0	0.00%	0	0.00%	1	100.00%	0	0.00%	0	0.00%	0	0.00%	0	0.00%	1	0	0.00%	1	0.00%
70	Returning Officer Chatsworth Pre-Poll	0	0.00%	0	0.00%	0	0.00%	0	0.00%	0	0.00%	0	0.00%	0	0.00%	0	0	0.00%	0	0.00%
71	Returning Officer Clayfield Pre-Poll	1	4.76%	1	4.76%	5	23.81%	2	9.52%	0	0.00%	2	9.52%	10	47.62%	21	1	4.55%	22	0.07%
72	Returning Officer Condamine Pre-Poll	0	0.00%	0	0.00%	0	0.00%	0	0.00%	0	0.00%	0	0.00%	0	0.00%	0	0	0.00%	0	0.00%
73	Returning Officer Cook Pre-Poll	0	0.00%	0	0.00%	0	0.00%	0	0.00%	0	0.00%	0	0.00%	0	0.00%	0	0	0.00%	0	0.00%
74	Returning Officer Coomera Pre-Poll	0	0.00%	0	0.00%	0	0.00%	0	0.00%	0	0.00%	0	0.00%	0	0.00%	0	0	0.00%	0	0.00%
75	Returning Officer Cooper Pre-Poll	1	12.50%	0	0.00%	2	25.00%	2	25.00%	0	0.00%	0	0.00%	3	37.50%	8	1	11.11%	9	0.03%
76	Returning Officer Currumbin Pre-Poll	0	0.00%	0	0.00%	1	25.00%	0	0.00%	0	0.00%	0	0.00%	3	75.00%	4	0	0.00%	4	0.01%
77	Returning Officer Everton Pre-Poll	5	11.90%	1	2.38%	17	40.48%	1	2.38%	0	0.00%	4	9.52%	14	33.33%	42	1	2.33%	43	0.13%
78	Returning Officer Ferny Grove Pre-Poll	12	3.90%	6	1.95%	73	23.70%	27	8.77%	1	0.32%	32	10.39%	157	50.97%	308	8	2.53%	316	0.93%
79	Returning Officer Gaven Pre-Poll	0	0.00%	0	0.00%	1	100.00%	0	0.00%	0	0.00%	0	0.00%	0	0.00%	1	0	0.00%	1	0.00%
80	Returning Officer Gladstone Pre-Poll	0	0.00%	0	0.00%	1	25.00%	0	0.00%	0	0.00%	1	25.00%	2	50.00%	4	1	20.00%	5	0.01%
81	Returning Officer Glass House Pre-Poll	0	0.00%	0	0.00%	0	0.00%	0	0.00%	0	0.00%	2	66.67%	1	33.33%	3	0	0.00%	3	0.01%
82	Returning Officer Greenslopes Pre-Poll	0	0.00%	0	0.00%	1	33.33%	0	0.00%	0	0.00%	0	0.00%	2	66.67%	3	0	0.00%	3	0.01%
83	Returning Officer Gregory Pre-Poll	0	0.00%	0	0.00%	0	0.00%	0	0.00%	0	0.00%	0	0.00%	0	0.00%	0	0	0.00%	0	0.00%
84	Returning Officer Gympie Pre-Poll	0	0.00%	0	0.00%	0	0.00%	0	0.00%	0	0.00%	1	100.00%	0	0.00%	1	0	0.00%	1	0.00%
85	Returning Officer Hervey Bay Pre-Poll	0	0.00%	0	0.00%	0	0.00%	0	0.00%	0	0.00%	0	0.00%	0	0.00%	0	0	0.00%	0	0.00%
86	Returning Officer Hill Pre-Poll	1	100.00%	0	0.00%	0	0.00%	0	0.00%	0	0.00%	0	0.00%	0	0.00%	1	0	0.00%	1	0.00%
87	Returning Officer Hinchinbrook Pre-Poll	0	0.00%	0	0.00%	0	0.00%	0	0.00%	0	0.00%	1	100.00%	0	0.00%	1	0	0.00%	1	0.00%

88	Returning Officer Inala Pre-Poll	0	0.00%	0	0.00%	1	100.00%	0	0.00%	0	0.00%	0	0.00%	0	0.00%	1	0	0.00%	1	0.00%
89	Returning Officer Ipswich Pre-Poll	0	0.00%	0	0.00%	0	0.00%	0	0.00%	0	0.00%	0	0.00%	1	100.00%	1	0	0.00%	1	0.00%
90	Returning Officer Ipswich West Pre-Poll	0	0.00%	0	0.00%	0	0.00%	0	0.00%	0	0.00%	0	0.00%	0	0.00%	0	0	0.00%	0	0.00%
91	Returning Officer Jordan Pre-Poll	0	0.00%	0	0.00%	0	0.00%	0	0.00%	0	0.00%	0	0.00%	0	0.00%	0	0	0.00%	0	0.00%
92	Returning Officer Kawana Pre-Poll	0	0.00%	0	0.00%	0	0.00%	0	0.00%	0	0.00%	2	50.00%	2	50.00%	4	0	0.00%	4	0.01%
93	Returning Officer Keppel Pre-Poll	0	0.00%	0	0.00%	0	0.00%	0	0.00%	0	0.00%	0	0.00%	0	0.00%	0	0	0.00%	0	0.00%
94	Returning Officer Kurwongbah Pre-Poll	0	0.00%	0	0.00%	2	50.00%	1	25.00%	0	0.00%	0	0.00%	1	25.00%	4	1	20.00%	5	0.01%
95	Returning Officer Lockyer Pre-Poll	0	0.00%	0	0.00%	0	0.00%	0	0.00%	0	0.00%	0	0.00%	1	100.00%	1	0	0.00%	1	0.00%
96	Returning Officer Logan Pre-Poll	0	0.00%	0	0.00%	1	100.00%	0	0.00%	0	0.00%	0	0.00%	0	0.00%	1	0	0.00%	1	0.00%
97	Returning Officer Lytton Pre-Poll	0	0.00%	0	0.00%	1	33.33%	1	33.33%	0	0.00%	1	33.33%	0	0.00%	3	0	0.00%	3	0.01%
98	Returning Officer Macalister Pre-Poll	0	0.00%	0	0.00%	0	0.00%	0	0.00%	0	0.00%	0	0.00%	0	0.00%	0	0	0.00%	0	0.00%
99	Returning Officer Mackay Pre-Poll	0	0.00%	0	0.00%	0	0.00%	0	0.00%	0	0.00%	0	0.00%	0	0.00%	0	0	0.00%	0	0.00%
100	Returning Officer Maiwar Pre-Poll	1	20.00%	0	0.00%	1	20.00%	3	60.00%	0	0.00%	0	0.00%	0	0.00%	5	0	0.00%	5	0.01%
101	Returning Officer Mansfield Pre-Poll	0	0.00%	0	0.00%	2	66.67%	0	0.00%	0	0.00%	1	33.33%	0	0.00%	3	0	0.00%	3	0.01%
102	Returning Officer Maroochydore Pre-Poll	0	0.00%	0	0.00%	0	0.00%	0	0.00%	0	0.00%	0	0.00%	0	0.00%	0	0	0.00%	0	0.00%
103	Returning Officer Maryborough Pre-Poll	0	0.00%	0	0.00%	0	0.00%	0	0.00%	0	0.00%	0	0.00%	0	0.00%	0	0	0.00%	0	0.00%
104	Returning Officer Mcconnel Pre-Poll	0	0.00%	1	7.69%	5	38.46%	3	23.08%	0	0.00%	1	7.69%	3	23.08%	13	0	0.00%	13	0.04%
105	Returning Officer Mermaid Beach Pre-Poll	0	0.00%	0	0.00%	0	0.00%	0	0.00%	0	0.00%	0	0.00%	1	100.00%	1	0	0.00%	1	0.00%
106	Returning Officer Miller Pre-Poll	0	0.00%	0	0.00%	2	100.00%	0	0.00%	0	0.00%	0	0.00%	0	0.00%	2	0	0.00%	2	0.01%
107	Returning Officer Mirani Pre-Poll	0	0.00%	0	0.00%	0	0.00%	0	0.00%	0	0.00%	0	0.00%	0	0.00%	0	0	0.00%	0	0.00%
108	Returning Officer Moggill Pre-Poll	1	25.00%	0	0.00%	2	50.00%	0	0.00%	0	0.00%	1	25.00%	0	0.00%	4	0	0.00%	4	0.01%
109	Returning Officer Morayfield Pre-Poll	0	0.00%	0	0.00%	0	0.00%	0	0.00%	0	0.00%	0	0.00%	0	0.00%	0	0	0.00%	0	0.00%
110	Returning Officer Mount Ommaney Pre-Poll	1	33.33%	0	0.00%	1	33.33%	0	0.00%	0	0.00%	0	0.00%	1	33.33%	3	0	0.00%	3	0.01%
111	Returning Officer Mudgeeraba Pre-Poll	0	0.00%	0	0.00%	1	100.00%	0	0.00%	0	0.00%	0	0.00%	0	0.00%	1	0	0.00%	1	0.00%
112	Returning Officer Mulgrave Pre-Poll	0	0.00%	0	0.00%	0	0.00%	0	0.00%	0	0.00%	0	0.00%	0	0.00%	0	0	0.00%	0	0.00%
113	Returning Officer Mundingburra Pre-Poll	0	0.00%	0	0.00%	0	0.00%	0	0.00%	0	0.00%	0	0.00%	0	0.00%	0	0	0.00%	0	0.00%
114	Returning Officer Murrumba Pre-Poll	6	6.06%	9	9.09%	34	34.34%	4	4.04%	0	0.00%	25	25.25%	21	21.21%	99	1	1.00%	100	0.30%
115	Returning Officer Nanango Pre-Poll	0	0.00%	0	0.00%	0	0.00%	0	0.00%	0	0.00%	0	0.00%	0	0.00%	0	0	0.00%	0	0.00%
116	Returning Officer Nicklin Pre-Poll	2	40.00%	0	0.00%	0	0.00%	0	0.00%	0	0.00%	2	40.00%	1	20.00%	5	0	0.00%	5	0.01%
117	Returning Officer Ninderry Pre-Poll	1	50.00%	0	0.00%	1	50.00%	0	0.00%	0	0.00%	0	0.00%	0	0.00%	2	0	0.00%	2	0.01%
118	Returning Officer Noosa Pre-Poll	0	0.00%	0	0.00%	0	0.00%	0	0.00%	0	0.00%	0	0.00%	0	0.00%	0	0	0.00%	0	0.00%
119	Returning Officer Nudgee Pre-Poll	0	0.00%	2	14.29%	6	42.86%	0	0.00%	0	0.00%	0	0.00%	6	42.86%	14	0	0.00%	14	0.04%
120	Returning Officer Oodgeroo Pre-Poll	0	0.00%	0	0.00%	0	0.00%	0	0.00%	0	0.00%	0	0.00%	0	0.00%	0	0	0.00%	0	0.00%
121	Returning Officer Pumicestone Pre-Poll	0	0.00%	0	0.00%	4	50.00%	0	0.00%	0	0.00%	2	25.00%	2	25.00%	8	0	0.00%	8	0.02%
122	Returning Officer Redcliffe Pre-Poll	0	0.00%	0	0.00%	0	0.00%	0	0.00%	0	0.00%	0	0.00%	0	0.00%	0	0	0.00%	0	0.00%
123	Returning Officer Redlands Pre-Poll	0	0.00%	0	0.00%	0	0.00%	0	0.00%	0	0.00%	0	0.00%	0	0.00%	0	0	0.00%	0	0.00%
124	Returning Officer Rockhampton Pre-Poll	0	0.00%	0	0.00%	2	50.00%	1	25.00%	0	0.00%	0	0.00%	1	25.00%	4	0	0.00%	4	0.01%
125	Returning Officer Sandgate Pre-Poll	0	0.00%	1	5.00%	12	60.00%	2	10.00%	0	0.00%	1	5.00%	4	20.00%	20	3	13.04%	23	0.07%
126	Returning Officer Scenic Rim Pre-Poll	0	0.00%	0	0.00%	0	0.00%	0	0.00%	0	0.00%	0	0.00%	0	0.00%	0	0	0.00%	0	0.00%
127	Returning Officer South Brisbane Pre-Poll	1	3.70%	2	7.41%	6	22.22%	9	33.33%	1	3.70%	1	3.70%	7	25.93%	27	0	0.00%	27	0.08%
128	Returning Officer Southern Downs Pre-Poll	0	0.00%	1	100.00%	0	0.00%	0	0.00%	0	0.00%	0	0.00%	0	0.00%	1	0	0.00%	1	0.00%
129	Returning Officer Southport Pre-Poll	0	0.00%	0	0.00%	0	0.00%	0	0.00%	0	0.00%	0	0.00%	0	0.00%	0	0	0.00%	0	0.00%
130	Returning Officer Springwood Pre-Poll	0	0.00%	0	0.00%	0	0.00%	0	0.00%	0	0.00%	1	100.00%	0	0.00%	1	0	0.00%	1	0.00%
131	Returning Officer Stafford Pre-Poll	1	4.35%	2	8.70%	6	26.09%	2	8.70%	0	0.00%	0	0.00%	12	52.17%	23	1	4.17%	24	0.07%
132	Returning Officer Stretton Pre-Poll	0	0.00%	0	0.00%	0	0.00%	0	0.00%	0	0.00%	0	0.00%	0	0.00%	0	0	0.00%	0	0.00%
133	Returning Officer Surfers Paradise Pre-Poll	0	0.00%	0	0.00%	0	0.00%	1	100.00%	0	0.00%	0	0.00%	0	0.00%	1	0	0.00%	1	0.00%
134	Returning Officer Theodore Pre-Poll	0	0.00%	0	0.00%	0	0.00%	0	0.00%	0	0.00%	0	0.00%	1	100.00%	1	0	0.00%	1	0.00%
135	Returning Officer Thuringowa Pre-Poll	0	0.00%	0	0.00%	0	0.00%	0	0.00%	0	0.00%	0	0.00%	0	0.00%	0	0	0.00%	0	0.00%
136	Returning Officer Toohey Pre-Poll	0	0.00%	0	0.00%	0	0.00%	0	0.00%	0	0.00%	0	0.00%	1	100.00%	1	0	0.00%	1	0.00%
137	Returning Officer Toowoomba North Pre-Poll	0	0.00%	0	0.00%	1	50.00%	0	0.00%	0	0.00%	0	0.00%	1	50.00%	2	0	0.00%	2	0.01%
138	Returning Officer Toowoomba South Pre-Poll	0	0.00%	1	100.00%	0	0.00%	0	0.00%	0	0.00%	0	0.00%	0	0.00%	1	0	0.00%	1	0.00%
139	Returning Officer Townsville Pre-Poll	0	0.00%	0	0.00%	0	0.00%	0	0.00%	0	0.00%	0	0.00%	0	0.00%	0	0	0.00%	0	0.00%
140	Returning Officer Traeger Pre-Poll	0	0.00%	0	0.00%	0	0.00%	0	0.00%	0	0.00%	0	0.00%	0	0.00%	0	0	0.00%	0	0.00%
141	Returning Officer Warrego Pre-Poll	0	0.00%	0	0.00%	0	0.00%	0	0.00%	0	0.00%	0	0.00%	0	0.00%	0	0	0.00%	0	0.00%
142	Returning Officer Waterford Pre-Poll	0	0.00%	0	0.00%	0	0.00%	0	0.00%	0	0.00%	0	0.00%	0	0.00%	0	0	0.00%	0	0.00%
143	Returning Officer Whitsunday Pre-Poll	0	0.00%	0	0.00%	0	0.00%	0	0.00%	0	0.00%	0	0.00%	0	0.00%	0	0	0.00%	0	0.00%
144	Returning Officer Woodridge Pre-Poll	0	0.00%	0	0.00%	0	0.00%	0	0.00%	0	0.00%	0	0.00%	0	0.00%	0	0	0.00%	0	0.00%
	Polling Booth Totals	**2,156**	**7.93%**	**1,818**	**6.68%**	**10,190**	**37.47%**	**2,308**	**8.49%**	**258**	**0.95%**	**3,299**	**12.13%**	**7,167**	**26.35%**	**27,196**	**1,023**	**3.63%**	**28,219**	**83.48%**
	Postal, Special Postal, Unenrolled Votes	266	7.58%	123	3.51%	1,189	33.88%	275	7.84%	56	1.60%	452	12.88%	1,148	32.72%	3,509	205	5.52%	3,714	10.99%
	Pre-Poll (In Person) Absent Votes	6	5.88%	7	6.86%	27	26.47%	17	16.67%	2	1.96%	12	11.76%	31	30.39%	102	0	0.00%	102	0.30%
	Polling Day Absent Votes	101	6.47%	94	6.02%	563	36.04%	238	15.24%	29	1.86%	178	11.40%	359	22.98%	1,562	71	4.35%	1,633	4.83%
	Declared Institution Votes	6	12.77%	3	6.38%	22	46.81%	1	2.13%	0	0.00%	3	6.38%	12	25.53%	47	2	4.08%	49	0.14%
	Polling Day Declaration Votes	10	13.70%	10	13.70%	11	15.07%	10	13.70%	10	13.70%	12	16.44%	10	13.70%	73	13	15.12%	86	0.25%
	Uncertain Identity	0	0.00%	0	0.00%	0	0.00%	0	0.00%	0	0.00%	0	0.00%	0	0.00%	0	0	0.00%	0	0.00%
	Declaration and Pre-Poll Votes Totals	**389**	**7.35%**	**237**	**4.48%**	**1,812**	**34.23%**	**541**	**10.22%**	**97**	**1.83%**	**657**	**12.41%**	**1,560**	**29.47%**	**5,293**	**291**	**5.21%**	**5,584**	**16.52%**
	Total First Preference Votes	**2,545**	**7.83%**	**2,055**	**6.33%**	**12,002**	**36.94%**	**2,849**	**8.77%**	**355**	**1.09%**	**3,956**	**12.18%**	**8,727**	**26.86%**	**32,489**	**1,314**	**3.89%**	**33,803**	**100.00%**

Distribution of Preferences

Preference Distribution	HOLSWICH Seath Votes	%	KOSENKO Michael Votes	%	* BOYD Nikki Votes	%	MARGARITIS Jack Votes	%	FRENCH Greg Votes	%	WARREN Peter Votes	%	THOMPSON Chris Votes	%	Votes remaining in count	Exhausted Votes	%	Total Formal Votes
First Preference Votes	2,545	7.83%	2,055	6.33%	12,002	36.94%	2,849	8.77%	355	1.09%	3,956	12.18%	8,727	26.86%	32,489			32,489
FRENCH Excluded (1st)	**59**	**16.62%**	**51**	**14.37%**	**54**	**15.21%**	**85**	**23.94%**			**69**	**19.44%**	**37**	**10.42%**	**355**	**0**	**0.00%**	**355**
Total	2,604	8.02%	2,106	6.48%	12,056	37.11%	2,934	9.03%			4,025	12.39%	8,764	26.98%	32,489	0	0.00%	32,489
KOSENKO Excluded (2nd)	**856**	**40.65%**			**552**	**26.21%**	**264**	**12.54%**			**310**	**14.72%**	**124**	**5.89%**	**2,106**	**0**	**0.00%**	**2,106**
Total	3,460	10.65%			12,608	38.81%	3,198	9.84%			4,335	13.34%	8,888	27.36%	32,489	0	0.00%	32,489
MARGARITIS Excluded (3rd)	**639**	**19.98%**			**2,055**	**64.26%**					**215**	**6.72%**	**289**	**9.04%**	**3,198**	**0**	**0.00%**	**3,198**
Total	4,099	12.62%			14,663	45.13%					4,550	14.00%	9,177	28.25%	32,489	0	0.00%	32,489
HOLSWICH Excluded (4th)					**1,674**	**40.84%**					**1,351**	**32.96%**	**1,074**	**26.20%**	**4,099**	**0**	**0.00%**	**4,099**
Total					16,337	50.28%					5,901	18.16%	10,251	31.55%	32,489	0	0.00%	32,489
WARREN Excluded (5th)					**1,918**	**32.50%**							**3,983**	**67.50%**	**5,901**	**0**	**0.00%**	**5,901**
District Total					**18,255**	**56.19%**							**14,234**	**43.81%**	**32,489**	**0**	**0.00%**	**32,489**

*** Indicates the winner**

70 - Electoral District of Pumicestone

First Preference Votes Polled for each Candidate at each Polling Booth

Booth No.	Polling Booth	HOOGWAERTS Michael ALP Votes	%	* WILSON Simone LNP Votes	%	WILLIAMS Rick Votes	%	BURGESS Jason Votes	%	LONGLAND Tony GRN Votes	%	FAHEY Greg ONP Votes	%	Total Formal Votes	Informal Votes	%	Total Votes	% of Total Votes
1	Banksia Beach	912	32.96%	1,044	37.73%	128	4.63%	42	1.52%	120	4.34%	521	18.83%	2,767	108	3.76%	2,875	9.33%
2	Beachmere	635	36.26%	414	23.64%	81	4.63%	24	1.37%	105	6.00%	492	28.10%	1,751	79	4.32%	1,830	5.94%
3	Bellara	718	39.93%	504	28.03%	84	4.67%	25	1.39%	85	4.73%	382	21.25%	1,798	88	4.67%	1,886	6.12%
4	Bongaree	958	37.48%	791	30.95%	108	4.23%	36	1.41%	117	4.58%	546	21.36%	2,556	85	3.22%	2,641	8.57%
5	Caboolture	206	39.02%	98	18.56%	26	4.92%	18	3.41%	58	10.98%	122	23.11%	528	36	6.38%	564	1.83%
6	Caboolture East	249	41.02%	112	18.45%	32	5.27%	17	2.80%	49	8.07%	148	24.38%	607	28	4.41%	635	2.06%
7	Caboolture West	59	31.55%	49	26.20%	14	7.49%	6	3.21%	10	5.35%	49	26.20%	187	9	4.59%	196	0.64%
8	Donnybrook	143	31.92%	133	29.69%	17	3.79%	5	1.12%	15	3.35%	135	30.13%	448	29	6.08%	477	1.55%
9	Elimbah	226	35.48%	158	24.80%	21	3.30%	15	2.35%	44	6.91%	173	27.16%	637	43	6.32%	680	2.21%
10	Morayfield	79	39.30%	41	20.40%	10	4.98%	10	4.98%	9	4.48%	52	25.87%	201	5	2.43%	206	0.67%
11	Ningi	622	34.38%	516	28.52%	100	5.53%	25	1.38%	103	5.69%	443	24.49%	1,809	98	5.14%	1,907	6.19%
12	Pumicestone	505	43.50%	205	17.66%	81	6.98%	23	1.98%	83	7.15%	264	22.74%	1,161	62	5.07%	1,223	3.97%
13	Sandstone Point	716	40.54%	519	29.39%	64	3.62%	18	1.02%	62	3.51%	387	21.91%	1,766	61	3.34%	1,827	5.93%
14	Toorbul	139	30.96%	103	22.94%	22	4.90%	4	0.89%	19	4.23%	162	36.08%	449	27	5.67%	476	1.54%
15	Wamuran	25	33.33%	20	26.67%	2	2.67%	1	1.33%	5	6.67%	22	29.33%	75	8	9.64%	83	0.27%
16	Woorim	441	40.72%	330	30.47%	44	4.06%	17	1.57%	58	5.36%	193	17.82%	1,083	36	3.22%	1,119	3.63%
17	Brisbane CBD All-Districts Centre	3	30.00%	2	20.00%	2	20.00%	2	20.00%	1	10.00%	0	0.00%	10	0	0.00%	10	0.03%
18	Bundaberg All-Districts Centre	1	20.00%	1	20.00%	0	0.00%	0	0.00%	2	40.00%	1	20.00%	5	0	0.00%	5	0.02%
19	Burleigh All-Districts Centre	1	11.11%	0	0.00%	1	11.11%	0	0.00%	1	11.11%	6	66.67%	9	0	0.00%	9	0.03%
20	Cairns All-Districts Centre	0	0.00%	1	100.00%	0	0.00%	0	0.00%	0	0.00%	0	0.00%	1	0	0.00%	1	0.00%
21	East Brisbane All-Districts Centre	5	71.43%	0	0.00%	0	0.00%	0	0.00%	1	14.29%	1	14.29%	7	0	0.00%	7	0.02%
22	Hervey Bay All-Districts Centre	0	0.00%	0	0.00%	0	0.00%	0	0.00%	0	0.00%	0	0.00%	0	0	0.00%	0	0.00%
23	Mackay All-Districts Centre	0	0.00%	0	0.00%	1	100.00%	0	0.00%	0	0.00%	0	0.00%	1	0	0.00%	1	0.00%
24	Maroochydore All-Districts Centre	0	0.00%	0	0.00%	0	0.00%	0	0.00%	0	0.00%	0	0.00%	0	0	0.00%	0	0.00%
25	Morayfield All-Districts Centre	8	28.57%	5	17.86%	1	3.57%	1	3.57%	4	14.29%	9	32.14%	28	2	6.67%	30	0.10%
26	Noosa All-Districts Centre	0	0.00%	0	0.00%	0	0.00%	0	0.00%	0	0.00%	0	0.00%	0	0	0.00%	0	0.00%
27	Oodgeroo All-Districts Centre	0	0.00%	1	100.00%	0	0.00%	0	0.00%	0	0.00%	0	0.00%	1	0	0.00%	1	0.00%
28	Redcliffe All-Districts Centre	0	0.00%	2	40.00%	0	0.00%	1	20.00%	1	20.00%	1	20.00%	5	1	16.67%	6	0.02%
29	Southport All-Districts Centre	2	100.00%	0	0.00%	0	0.00%	0	0.00%	0	0.00%	0	0.00%	2	0	0.00%	2	0.01%
30	Telephone Voting	3	75.00%	0	0.00%	0	0.00%	0	0.00%	0	0.00%	1	25.00%	4	0	0.00%	4	0.01%
31	Townsville All-Districts Centre	3	60.00%	1	20.00%	0	0.00%	0	0.00%	0	0.00%	1	20.00%	5	0	0.00%	5	0.02%
32	Vulture Street All-Districts Centre	0	0.00%	0	0.00%	0	0.00%	0	0.00%	1	100.00%	0	0.00%	1	0	0.00%	1	0.00%
33	Woolloongabba All-Districts Centre	0	0.00%	2	100.00%	0	0.00%	0	0.00%	0	0.00%	0	0.00%	2	0	0.00%	2	0.01%
34	Brisbane CBD All-Districts Centre Pre-Poll	47	49.47%	27	28.42%	6	6.32%	3	3.16%	7	7.37%	5	5.26%	95	0	0.00%	95	0.31%
35	Bundaberg All-Districts Centre Pre-Poll	0	0.00%	0	0.00%	0	0.00%	0	0.00%	0	0.00%	0	0.00%	0	0	0.00%	0	0.00%
36	Burleigh All-Districts Centre Pre-Poll	0	0.00%	0	0.00%	0	0.00%	0	0.00%	0	0.00%	0	0.00%	0	0	0.00%	0	0.00%
37	Cairns All-Districts Centre Pre-Poll	2	18.18%	2	18.18%	2	18.18%	0	0.00%	1	9.09%	4	36.36%	11	0	0.00%	11	0.04%
38	Electoral Visit	3	37.50%	1	12.50%	1	12.50%	0	0.00%	1	12.50%	2	25.00%	8	0	0.00%	8	0.03%
39	Hervey Bay All-Districts Centre Pre-poll	2	12.50%	11	68.75%	1	6.25%	0	0.00%	0	0.00%	2	12.50%	16	0	0.00%	16	0.05%
40	Mackay All-Districts Centre Pre-Poll	0	0.00%	2	33.33%	0	0.00%	0	0.00%	1	16.67%	3	50.00%	6	0	0.00%	6	0.02%
41	Maroochydore All-Districts Centre Pre-Poll	5	21.74%	8	34.78%	0	0.00%	1	4.35%	1	4.35%	8	34.78%	23	2	8.00%	25	0.08%
42	Morayfield All-Districts Centre Pre-poll	666	37.29%	477	26.71%	49	2.74%	45	2.52%	95	5.32%	454	25.42%	1,786	69	3.72%	1,855	6.02%
43	Noosa All-Districts Centre Pre-Poll	0	0.00%	0	0.00%	0	0.00%	0	0.00%	1	50.00%	1	50.00%	2	0	0.00%	2	0.01%
44	Oodgeroo All-Districts Centre Pre-Poll	1	16.67%	3	50.00%	0	0.00%	0	0.00%	0	0.00%	2	33.33%	6	0	0.00%	6	0.02%
45	Redcliffe All-Districts Centre Pre-Poll	16	34.78%	16	34.78%	0	0.00%	1	2.17%	2	4.35%	11	23.91%	46	0	0.00%	46	0.15%
46	Southport All-Districts Centre Pre-Poll	0	0.00%	1	50.00%	0	0.00%	0	0.00%	0	0.00%	1	50.00%	2	0	0.00%	2	0.01%
47	Telephone Voting - Pre-poll	3	23.08%	6	46.15%	1	7.69%	0	0.00%	1	7.69%	2	15.38%	13	0	0.00%	13	0.04%
48	Townsville All-Districts Centre Pre-Poll	0	0.00%	0	0.00%	0	0.00%	0	0.00%	0	0.00%	0	0.00%	0	0	0.00%	0	0.00%
49	eAssist - Coorparoo Pre-Poll	0	0.00%	0	0.00%	0	0.00%	0	0.00%	0	0.00%	1	100.00%	1	0	0.00%	1	0.00%
50	Returning Officer Pumicestone Pre-Poll	1,520	32.66%	1,614	34.68%	262	5.63%	68	1.46%	129	2.77%	1,061	22.80%	4,654	126	2.64%	4,780	15.51%
51	Returning Officer Algester Pre-Poll	0	0.00%	0	0.00%	0	0.00%	0	0.00%	0	0.00%	0	0.00%	0	0	0.00%	0	0.00%
52	Returning Officer Aspley Pre-Poll	3	33.33%	5	55.56%	0	0.00%	0	0.00%	0	0.00%	1	11.11%	9	0	0.00%	9	0.03%
53	Returning Officer Bancroft Pre-Poll	3	37.50%	3	37.50%	1	12.50%	0	0.00%	1	12.50%	0	0.00%	8	1	11.11%	9	0.03%
54	Returning Officer Barron River Pre-Poll	0	0.00%	0	0.00%	0	0.00%	0	0.00%	0	0.00%	0	0.00%	0	0	0.00%	0	0.00%
55	Returning Officer Bonney Pre-Poll	0	0.00%	0	0.00%	0	0.00%	0	0.00%	0	0.00%	0	0.00%	0	0	0.00%	0	0.00%
56	Returning Officer Broadwater Pre-Poll	2	100.00%	0	0.00%	0	0.00%	0	0.00%	0	0.00%	0	0.00%	2	0	0.00%	2	0.01%
57	Returning Officer Buderim Pre-Poll	2	20.00%	2	20.00%	1	10.00%	0	0.00%	1	10.00%	4	40.00%	10	0	0.00%	10	0.03%
58	Returning Officer Bulimba Pre-Poll	0	0.00%	0	0.00%	0	0.00%	0	0.00%	0	0.00%	1	100.00%	1	0	0.00%	1	0.00%
59	Returning Officer Bundaberg Pre-Poll	0	0.00%	0	0.00%	0	0.00%	0	0.00%	0	0.00%	0	0.00%	0	0	0.00%	0	0.00%
60	Returning Officer Bundamba Pre-Poll	1	33.33%	0	0.00%	0	0.00%	0	0.00%	0	0.00%	2	66.67%	3	0	0.00%	3	0.01%
61	Returning Officer Burdekin Pre-Poll	0	0.00%	0	0.00%	0	0.00%	0	0.00%	0	0.00%	0	0.00%	0	0	0.00%	0	0.00%
62	Returning Officer Burleigh Pre-Poll	0	0.00%	0	0.00%	0	0.00%	0	0.00%	0	0.00%	0	0.00%	0	0	0.00%	0	0.00%
63	Returning Officer Burnett Pre-Poll	0	0.00%	0	0.00%	0	0.00%	0	0.00%	0	0.00%	0	0.00%	0	0	0.00%	0	0.00%
64	Returning Officer Cairns Pre-Poll	0	0.00%	0	0.00%	0	0.00%	0	0.00%	0	0.00%	0	0.00%	0	0	0.00%	0	0.00%
65	Returning Officer Callide Pre-Poll	0	0.00%	0	0.00%	0	0.00%	0	0.00%	0	0.00%	0	0.00%	0	0	0.00%	0	0.00%
66	Returning Officer Caloundra Pre-Poll	6	37.50%	2	12.50%	2	12.50%	1	6.25%	1	6.25%	4	25.00%	16	1	5.88%	17	0.06%
67	Returning Officer Capalaba Pre-Poll	0	0.00%	0	0.00%	0	0.00%	0	0.00%	0	0.00%	0	0.00%	0	0	0.00%	0	0.00%
68	Returning Officer Chatsworth Pre-Poll	0	0.00%	3	75.00%	0	0.00%	1	25.00%	0	0.00%	0	0.00%	4	0	0.00%	4	0.01%
69	Returning Officer Clayfield Pre-Poll	1	16.67%	2	33.33%	0	0.00%	0	0.00%	0	0.00%	3	50.00%	6	0	0.00%	6	0.02%
70	Returning Officer Condamine Pre-Poll	2	66.67%	1	33.33%	0	0.00%	0	0.00%	0	0.00%	0	0.00%	3	0	0.00%	3	0.01%
71	Returning Officer Cook Pre-Poll	0	0.00%	1	100.00%	0	0.00%	0	0.00%	0	0.00%	0	0.00%	1	0	0.00%	1	0.00%
72	Returning Officer Coomera Pre-Poll	0	0.00%	0	0.00%	0	0.00%	0	0.00%	0	0.00%	1	100.00%	1	1	50.00%	2	0.01%
73	Returning Officer Cooper Pre-Poll	0	0.00%	0	0.00%	0	0.00%	0	0.00%	1	50.00%	1	50.00%	2	0	0.00%	2	0.01%
74	Returning Officer Currumbin Pre-Poll	0	0.00%	1	100.00%	0	0.00%	0	0.00%	0	0.00%	0	0.00%	1	0	0.00%	1	0.00%

75	Returning Officer Everton Pre-Poll	1	100.00%	0	0.00%	0	0.00%	0	0.00%	0	0.00%	0	0.00%	1	0	0.00%	1	0.00%
76	Returning Officer Ferny Grove Pre-Poll	0	0.00%	1	100.00%	0	0.00%	0	0.00%	0	0.00%	0	0.00%	1	0	0.00%	1	0.00%
77	Returning Officer Gaven Pre-Poll	0	0.00%	1	50.00%	0	0.00%	0	0.00%	0	0.00%	1	50.00%	2	0	0.00%	2	0.01%
78	Returning Officer Gladstone Pre-Poll	1	14.29%	5	71.43%	0	0.00%	0	0.00%	0	0.00%	1	14.29%	7	0	0.00%	7	0.02%
79	Returning Officer Glass House Pre-Poll	3	16.67%	6	33.33%	1	5.56%	0	0.00%	2	11.11%	6	33.33%	18	1	5.26%	19	0.06%
80	Returning Officer Greenslopes Pre-Poll	0	0.00%	0	0.00%	0	0.00%	0	0.00%	0	0.00%	2	100.00%	2	0	0.00%	2	0.01%
81	Returning Officer Gregory Pre-Poll	1	50.00%	0	0.00%	0	0.00%	0	0.00%	0	0.00%	1	50.00%	2	0	0.00%	2	0.01%
82	Returning Officer Gympie Pre-Poll	2	50.00%	1	25.00%	1	25.00%	0	0.00%	0	0.00%	0	0.00%	4	1	20.00%	5	0.02%
83	Returning Officer Hervey Bay Pre-Poll	0	0.00%	0	0.00%	0	0.00%	0	0.00%	0	0.00%	0	0.00%	0	0	0.00%	0	0.00%
84	Returning Officer Hill Pre-Poll	0	0.00%	0	0.00%	0	0.00%	0	0.00%	0	0.00%	0	0.00%	0	0	0.00%	0	0.00%
85	Returning Officer Hinchinbrook Pre-Poll	2	100.00%	0	0.00%	0	0.00%	0	0.00%	0	0.00%	0	0.00%	2	0	0.00%	2	0.01%
86	Returning Officer Inala Pre-Poll	0	0.00%	0	0.00%	0	0.00%	0	0.00%	0	0.00%	0	0.00%	0	0	0.00%	0	0.00%
87	Returning Officer Ipswich Pre-Poll	0	0.00%	1	50.00%	0	0.00%	0	0.00%	0	0.00%	1	50.00%	2	0	0.00%	2	0.01%
88	Returning Officer Ipswich West Pre-Poll	0	0.00%	0	0.00%	0	0.00%	0	0.00%	0	0.00%	0	0.00%	0	0	0.00%	0	0.00%
89	Returning Officer Jordan Pre-Poll	0	0.00%	0	0.00%	0	0.00%	0	0.00%	0	0.00%	0	0.00%	0	0	0.00%	0	0.00%
90	Returning Officer Kawana Pre-Poll	2	33.33%	4	66.67%	0	0.00%	0	0.00%	0	0.00%	0	0.00%	6	0	0.00%	6	0.02%
91	Returning Officer Keppel Pre-Poll	1	20.00%	2	40.00%	2	40.00%	0	0.00%	0	0.00%	0	0.00%	5	1	16.67%	6	0.02%
92	Returning Officer Kurwongbah Pre-Poll	14	28.57%	14	28.57%	4	8.16%	1	2.04%	1	2.04%	15	30.61%	49	1	2.00%	50	0.16%
93	Returning Officer Lockyer Pre-Poll	1	33.33%	1	33.33%	0	0.00%	0	0.00%	0	0.00%	1	33.33%	3	0	0.00%	3	0.01%
94	Returning Officer Logan Pre-Poll	0	0.00%	0	0.00%	0	0.00%	0	0.00%	0	0.00%	0	0.00%	0	0	0.00%	0	0.00%
95	Returning Officer Lytton Pre-Poll	6	85.71%	1	14.29%	0	0.00%	0	0.00%	0	0.00%	0	0.00%	7	1	12.50%	8	0.03%
96	Returning Officer Macalister Pre-Poll	0	0.00%	0	0.00%	0	0.00%	0	0.00%	0	0.00%	0	0.00%	0	0	0.00%	0	0.00%
97	Returning Officer Mackay Pre-Poll	0	0.00%	0	0.00%	0	0.00%	0	0.00%	0	0.00%	0	0.00%	0	0	0.00%	0	0.00%
98	Returning Officer Maiwar Pre-Poll	0	0.00%	1	33.33%	1	33.33%	0	0.00%	0	0.00%	1	33.33%	3	0	0.00%	3	0.01%
99	Returning Officer Mansfield Pre-Poll	0	0.00%	1	100.00%	0	0.00%	0	0.00%	0	0.00%	0	0.00%	1	0	0.00%	1	0.00%
100	Returning Officer Maroochydore Pre-Poll	0	0.00%	0	0.00%	0	0.00%	0	0.00%	0	0.00%	0	0.00%	0	0	0.00%	0	0.00%
101	Returning Officer Maryborough Pre-Poll	0	0.00%	1	100.00%	0	0.00%	0	0.00%	0	0.00%	0	0.00%	1	0	0.00%	1	0.00%
102	Returning Officer Mcconnel Pre-Poll	5	71.43%	2	28.57%	0	0.00%	0	0.00%	0	0.00%	0	0.00%	7	0	0.00%	7	0.02%
103	Returning Officer Mermaid Beach Pre-Poll	0	0.00%	1	100.00%	0	0.00%	0	0.00%	0	0.00%	0	0.00%	1	0	0.00%	1	0.00%
104	Returning Officer Miller Pre-Poll	0	0.00%	2	50.00%	0	0.00%	0	0.00%	0	0.00%	2	50.00%	4	0	0.00%	4	0.01%
105	Returning Officer Mirani Pre-Poll	0	0.00%	0	0.00%	0	0.00%	0	0.00%	0	0.00%	0	0.00%	0	0	0.00%	0	0.00%
106	Returning Officer Moggill Pre-Poll	2	100.00%	0	0.00%	0	0.00%	0	0.00%	0	0.00%	0	0.00%	2	0	0.00%	2	0.01%
107	Returning Officer Morayfield Pre-Poll	0	0.00%	0	0.00%	0	0.00%	0	0.00%	0	0.00%	0	0.00%	0	0	0.00%	0	0.00%
108	Returning Officer Mount Ommaney Pre-Poll	0	0.00%	1	25.00%	0	0.00%	0	0.00%	1	25.00%	2	50.00%	4	0	0.00%	4	0.01%
109	Returning Officer Mudgeeraba Pre-Poll	0	0.00%	0	0.00%	0	0.00%	0	0.00%	0	0.00%	2	100.00%	2	0	0.00%	2	0.01%
110	Returning Officer Mulgrave Pre-Poll	0	0.00%	0	0.00%	0	0.00%	0	0.00%	0	0.00%	0	0.00%	0	0	0.00%	0	0.00%
111	Returning Officer Mundingburra Pre-Poll	0	0.00%	0	0.00%	0	0.00%	0	0.00%	0	0.00%	0	0.00%	0	0	0.00%	0	0.00%
112	Returning Officer Murrumba Pre-Poll	6	35.29%	5	29.41%	0	0.00%	0	0.00%	0	0.00%	6	35.29%	17	3	15.00%	20	0.06%
113	Returning Officer Nanango Pre-Poll	0	0.00%	2	100.00%	0	0.00%	0	0.00%	0	0.00%	0	0.00%	2	1	33.33%	3	0.01%
114	Returning Officer Nicklin Pre-Poll	3	37.50%	1	12.50%	0	0.00%	0	0.00%	1	12.50%	3	37.50%	8	0	0.00%	8	0.03%
115	Returning Officer Ninderry Pre-Poll	2	100.00%	0	0.00%	0	0.00%	0	0.00%	0	0.00%	0	0.00%	2	0	0.00%	2	0.01%
116	Returning Officer Noosa Pre-Poll	0	0.00%	0	0.00%	0	0.00%	0	0.00%	0	0.00%	0	0.00%	0	0	0.00%	0	0.00%
117	Returning Officer Nudgee Pre-Poll	3	60.00%	0	0.00%	0	0.00%	1	20.00%	1	20.00%	0	0.00%	5	0	0.00%	5	0.02%
118	Returning Officer Oodgeroo Pre-Poll	0	0.00%	0	0.00%	0	0.00%	0	0.00%	0	0.00%	0	0.00%	0	0	0.00%	0	0.00%
119	Returning Officer Pine Rivers Pre-Poll	3	12.50%	10	41.67%	0	0.00%	1	4.17%	0	0.00%	10	41.67%	24	0	0.00%	24	0.08%
120	Returning Officer Redcliffe Pre-Poll	0	0.00%	0	0.00%	0	0.00%	0	0.00%	0	0.00%	0	0.00%	0	0	0.00%	0	0.00%
121	Returning Officer Redlands Pre-Poll	0	0.00%	0	0.00%	0	0.00%	1	50.00%	0	0.00%	1	50.00%	2	0	0.00%	2	0.01%
122	Returning Officer Rockhampton Pre-Poll	1	100.00%	0	0.00%	0	0.00%	0	0.00%	0	0.00%	0	0.00%	1	0	0.00%	1	0.00%
123	Returning Officer Sandgate Pre-Poll	4	44.44%	1	11.11%	0	0.00%	0	0.00%	3	33.33%	1	11.11%	9	0	0.00%	9	0.03%
124	Returning Officer Scenic Rim Pre-Poll	1	33.33%	2	66.67%	0	0.00%	0	0.00%	0	0.00%	0	0.00%	3	0	0.00%	3	0.01%
125	Returning Officer South Brisbane Pre-Poll	1	100.00%	0	0.00%	0	0.00%	0	0.00%	0	0.00%	0	0.00%	1	0	0.00%	1	0.00%
126	Returning Officer Southern Downs Pre-Poll	1	100.00%	0	0.00%	0	0.00%	0	0.00%	0	0.00%	0	0.00%	1	0	0.00%	1	0.00%
127	Returning Officer Southport Pre-Poll	0	0.00%	0	0.00%	0	0.00%	0	0.00%	0	0.00%	0	0.00%	0	0	0.00%	0	0.00%
128	Returning Officer Springwood Pre-Poll	1	50.00%	0	0.00%	0	0.00%	0	0.00%	0	0.00%	1	50.00%	2	0	0.00%	2	0.01%
129	Returning Officer Stafford Pre-Poll	2	50.00%	0	0.00%	0	0.00%	0	0.00%	0	0.00%	2	50.00%	4	1	20.00%	5	0.02%
130	Returning Officer Stretton Pre-Poll	0	0.00%	0	0.00%	0	0.00%	0	0.00%	0	0.00%	0	0.00%	0	0	0.00%	0	0.00%
131	Returning Officer Surfers Paradise Pre-Poll	0	0.00%	0	0.00%	0	0.00%	0	0.00%	0	0.00%	0	0.00%	0	0	0.00%	0	0.00%
132	Returning Officer Theodore Pre-Poll	0	0.00%	0	0.00%	0	0.00%	0	0.00%	0	0.00%	2	100.00%	2	0	0.00%	2	0.01%
133	Returning Officer Thuringowa Pre-Poll	0	0.00%	0	0.00%	0	0.00%	0	0.00%	0	0.00%	0	0.00%	0	0	0.00%	0	0.00%
134	Returning Officer Toohey Pre-Poll	1	50.00%	0	0.00%	0	0.00%	0	0.00%	1	50.00%	0	0.00%	2	0	0.00%	2	0.01%
135	Returning Officer Toowoomba North Pre-Poll	1	25.00%	0	0.00%	2	50.00%	0	0.00%	0	0.00%	1	25.00%	4	0	0.00%	4	0.01%
136	Returning Officer Toowoomba South Pre-Poll	0	0.00%	0	0.00%	0	0.00%	1	100.00%	0	0.00%	0	0.00%	1	0	0.00%	1	0.00%
137	Returning Officer Townsville Pre-Poll	0	0.00%	0	0.00%	0	0.00%	0	0.00%	0	0.00%	0	0.00%	0	0	0.00%	0	0.00%
138	Returning Officer Traeger Pre-Poll	1	100.00%	0	0.00%	0	0.00%	0	0.00%	0	0.00%	0	0.00%	1	0	0.00%	1	0.00%
139	Returning Officer Warrego Pre-Poll	0	0.00%	1	100.00%	0	0.00%	0	0.00%	0	0.00%	0	0.00%	1	0	0.00%	1	0.00%
140	Returning Officer Waterford Pre-Poll	0	0.00%	0	0.00%	0	0.00%	0	0.00%	0	0.00%	0	0.00%	0	0	0.00%	0	0.00%
141	Returning Officer Whitsunday Pre-Poll	0	0.00%	0	0.00%	0	0.00%	0	0.00%	0	0.00%	0	0.00%	0	0	0.00%	0	0.00%
142	Returning Officer Woodridge Pre-Poll	1	100.00%	0	0.00%	0	0.00%	0	0.00%	0	0.00%	0	0.00%	1	0	0.00%	1	0.00%
	Polling Booth Totals	**9,017**	**36.26%**	**7,308**	**29.39%**	**1,176**	**4.73%**	**415**	**1.67%**	**1,206**	**4.85%**	**5,747**	**23.11%**	**24,869**	**1,015**	**3.92%**	**25,884**	**83.98%**
	Postal, Special Postal, Unenrolled Votes	994	30.89%	1,165	36.20%	95	2.95%	60	1.86%	140	4.35%	764	23.74%	3,218	198	5.80%	3,416	11.08%
	Pre-Poll (In Person) Absent Votes	39	32.50%	37	30.83%	10	8.33%	4	3.33%	3	2.50%	27	22.50%	120	3	2.44%	123	0.40%
	Polling Day Absent Votes	364	32.59%	244	21.84%	60	5.37%	17	1.52%	106	9.49%	326	29.19%	1,117	69	5.82%	1,186	3.85%
	Declared Institution Votes	45	34.88%	36	27.91%	6	4.65%	3	2.33%	9	6.98%	30	23.26%	129	2	1.53%	131	0.43%
	Polling Day Declaration Votes	47	57.32%	35	42.68%	0	0.00%	0	0.00%	0	0.00%	0	0.00%	82	0	0.00%	82	0.27%
	Uncertain Identity	0	0.00%	0	0.00%	0	0.00%	0	0.00%	0	0.00%	0	0.00%	0	0	0.00%	0	0.00%
	Declaration and Pre-Poll Votes Totals	**1,489**	**31.91%**	**1,517**	**32.51%**	**171**	**3.66%**	**84**	**1.80%**	**258**	**5.53%**	**1,147**	**24.58%**	**4,666**	**272**	**5.51%**	**4,938**	**16.02%**
	Total First Preference Votes	**10,506**	**35.57%**	**8,825**	**29.88%**	**1,347**	**4.56%**	**499**	**1.69%**	**1,464**	**4.96%**	**6,894**	**23.34%**	**29,535**	**1,287**	**4.18%**	**30,822**	**100.00%**

Distribution of Preferences

Preference Distribution	HOOGWAERTS Michael Votes	%	* WILSON Simone Votes	%	WILLIAMS Rick Votes	%	BURGESS Jason Votes	%	LONGLAND Tony Votes	%	FAHEY Greg Votes	%	Votes remaining in count	Exhausted Votes	%	Total Formal Votes
First Preference Votes	10,506	35.57%	8,825	29.88%	1,347	4.56%	499	1.69%	1,464	4.96%	6,894	23.34%	29,535			29,535
BURGESS Excluded (1st)	**73**	**14.63%**	**82**	**16.43%**	**141**	**28.26%**			**103**	**20.64%**	**100**	**20.04%**	**499**	**0**	**0.00%**	**499**
Total	10,579	35.82%	8,907	30.16%	1,488	5.04%			1,567	5.31%	6,994	23.68%	29,535	0	0.00%	29,535
WILLIAMS Excluded (2nd)	**406**	**27.28%**	**282**	**18.95%**					**526**	**35.35%**	**274**	**18.41%**	**1,488**	**0**	**0.00%**	**1,488**
Total	10,985	37.19%	9,189	31.11%					2,093	7.09%	7,268	24.61%	29,535	0	0.00%	29,535
LONGLAND Excluded (3rd)	**1,359**	**64.93%**	**334**	**15.96%**							**400**	**19.11%**	**2,093**	**0**	**0.00%**	**2,093**
Total	12,344	41.79%	9,523	32.24%							7,668	25.96%	29,535	0	0.00%	29,535
FAHEY Excluded (4th)	**2,176**	**28.38%**	**5,492**	**71.62%**									**7,668**	**0**	**0.00%**	**7,668**
District Total	**14,520**	**49.16%**	**15,015**	**50.84%**									**29,535**	**0**	**0.00%**	**29,535**

*** Indicates the winner**

71 - Electoral District of Redcliffe

First Preference Votes Polled for each Candidate at each Polling Booth

Booth No.	Polling Booth	BOVILL James GRN Votes	%	PHILP Ian Votes	%	YOUNG Graham Votes	%	DOOLEY Kerri-Anne LNP Votes	%	JARVIS Shayne Votes	%	* D'ATH Yvette ALP Votes	%	Total Formal Votes	Informal Votes	%	Total Votes	% of Total Votes
1	Bally Cara	18	2.92%	4	0.65%	5	0.81%	361	58.51%	11	1.78%	218	35.33%	617	23	3.59%	640	1.99%
2	Clontarf	199	9.53%	103	4.93%	83	3.97%	656	31.40%	73	3.49%	975	46.67%	2,089	136	6.11%	2,225	6.92%
3	Frawley	111	9.51%	24	2.06%	47	4.03%	444	38.05%	43	3.68%	498	42.67%	1,167	52	4.27%	1,219	3.79%
4	Humpybong	143	8.69%	67	4.07%	72	4.37%	548	33.29%	49	2.98%	767	46.60%	1,646	90	5.18%	1,736	5.40%
5	Kippa-Ring	131	7.77%	58	3.44%	123	7.30%	476	28.23%	70	4.15%	828	49.11%	1,686	98	5.49%	1,784	5.55%
6	Kippa-Ring West	50	6.93%	28	3.88%	33	4.58%	212	29.40%	25	3.47%	373	51.73%	721	48	6.24%	769	2.39%
7	Redcliffe South	107	9.10%	34	2.89%	47	4.00%	422	35.88%	24	2.04%	542	46.09%	1,176	93	7.33%	1,269	3.95%
8	Redcliffe TAFE	140	8.55%	52	3.18%	36	2.20%	592	36.16%	53	3.24%	764	46.67%	1,637	79	4.60%	1,716	5.34%
9	Scarborough	178	11.05%	43	2.67%	44	2.73%	562	34.89%	61	3.79%	723	44.88%	1,611	77	4.56%	1,688	5.25%
10	Scarborough North	51	7.00%	20	2.74%	19	2.61%	302	41.43%	14	1.92%	323	44.31%	729	35	4.58%	764	2.38%
11	Woody Point	173	10.73%	53	3.29%	76	4.71%	520	32.24%	27	1.67%	764	47.37%	1,613	94	5.51%	1,707	5.31%
12	Woody Point South	92	6.94%	62	4.68%	32	2.42%	477	36.00%	29	2.19%	633	47.77%	1,325	46	3.36%	1,371	4.27%
13	Brisbane CBD All-Districts Centre	3	18.75%	0	0.00%	1	6.25%	5	31.25%	0	0.00%	7	43.75%	16	0	0.00%	16	0.05%
14	Bundaberg All-Districts Centre	0	0.00%	0	0.00%	0	0.00%	0	0.00%	0	0.00%	0	0.00%	0	0	0.00%	0	0.00%
15	Burleigh All-Districts Centre	0	0.00%	1	33.33%	0	0.00%	0	0.00%	1	33.33%	1	33.33%	3	0	0.00%	3	0.01%
16	Cairns All-Districts Centre	0	0.00%	0	0.00%	0	0.00%	0	0.00%	0	0.00%	0	0.00%	0	0	0.00%	0	0.00%
17	East Brisbane All-Districts Centre	2	22.22%	1	11.11%	0	0.00%	4	44.44%	0	0.00%	2	22.22%	9	1	10.00%	10	0.03%
18	Hervey Bay All-Districts Centre	0	0.00%	0	0.00%	0	0.00%	2	100.00%	0	0.00%	0	0.00%	2	0	0.00%	2	0.01%
19	Mackay All-Districts Centre	0	0.00%	0	0.00%	1	100.00%	0	0.00%	0	0.00%	0	0.00%	1	0	0.00%	1	0.00%
20	Maroochydore All-Districts Centre	1	50.00%	0	0.00%	0	0.00%	1	50.00%	0	0.00%	0	0.00%	2	0	0.00%	2	0.01%
21	Morayfield All-Districts Centre	3	42.86%	0	0.00%	0	0.00%	2	28.57%	0	0.00%	2	28.57%	7	1	12.50%	8	0.02%
22	Noosa All-Districts Centre	2	50.00%	0	0.00%	0	0.00%	0	0.00%	0	0.00%	2	50.00%	4	1	20.00%	5	0.02%
23	Oodgeroo All-Districts Centre	0	0.00%	0	0.00%	0	0.00%	0	0.00%	0	0.00%	0	0.00%	0	0	0.00%	0	0.00%
24	Redcliffe All-Districts Centre	23	7.28%	9	2.85%	10	3.16%	103	32.59%	8	2.53%	163	51.58%	316	21	6.23%	337	1.05%
25	Southport All-Districts Centre	0	0.00%	0	0.00%	0	0.00%	0	0.00%	0	0.00%	0	0.00%	0	0	0.00%	0	0.00%
26	Telephone Voting	0	0.00%	0	0.00%	0	0.00%	2	100.00%	0	0.00%	0	0.00%	2	0	0.00%	2	0.01%
27	Townsville All-Districts Centre	0	0.00%	0	0.00%	0	0.00%	0	0.00%	0	0.00%	0	0.00%	0	0	0.00%	0	0.00%
28	Vulture Street All-Districts Centre	1	33.33%	1	33.33%	0	0.00%	1	33.33%	0	0.00%	0	0.00%	3	0	0.00%	3	0.01%
29	Woolloongabba All-Districts Centre	1	33.33%	0	0.00%	0	0.00%	1	33.33%	0	0.00%	1	33.33%	3	0	0.00%	3	0.01%
30	Brisbane CBD All-Districts Centre Pre-Poll	23	14.20%	6	3.70%	1	0.62%	57	35.19%	4	2.47%	71	43.83%	162	2	1.22%	164	0.51%
31	Bundaberg All-Districts Centre Pre-Poll	0	0.00%	0	0.00%	0	0.00%	2	33.33%	1	16.67%	3	50.00%	6	1	14.29%	7	0.02%
32	Burleigh All-Districts Centre Pre-Poll	3	42.86%	0	0.00%	0	0.00%	1	14.29%	0	0.00%	3	42.86%	7	0	0.00%	7	0.02%
33	Cairns All-Districts Centre Pre-Poll	0	0.00%	1	16.67%	1	16.67%	3	50.00%	0	0.00%	1	16.67%	6	2	25.00%	8	0.02%
34	Electoral Visit	6	3.06%	7	3.57%	2	1.02%	82	41.84%	3	1.53%	96	48.98%	196	4	2.00%	200	0.62%
35	Hervey Bay All-Districts Centre Pre-poll	0	0.00%	0	0.00%	0	0.00%	2	40.00%	0	0.00%	3	60.00%	5	0	0.00%	5	0.02%
36	Mackay All-Districts Centre Pre-Poll	0	0.00%	0	0.00%	2	25.00%	5	62.50%	0	0.00%	1	12.50%	8	0	0.00%	8	0.02%
37	Maroochydore All-Districts Centre Pre-Poll	2	15.38%	0	0.00%	0	0.00%	1	7.69%	0	0.00%	10	76.92%	13	2	13.33%	15	0.05%
38	Morayfield All-Districts Centre Pre-poll	6	16.67%	1	2.78%	1	2.78%	12	33.33%	0	0.00%	16	44.44%	36	4	10.00%	40	0.12%
39	Noosa All-Districts Centre Pre-Poll	0	0.00%	0	0.00%	0	0.00%	4	66.67%	0	0.00%	2	33.33%	6	1	14.29%	7	0.02%
40	Oodgeroo All-Districts Centre Pre-Poll	0	0.00%	0	0.00%	0	0.00%	2	100.00%	0	0.00%	0	0.00%	2	0	0.00%	2	0.01%
41	Redcliffe All-Districts Centre Pre-Poll	508	5.73%	340	3.83%	311	3.51%	3,661	41.27%	166	1.87%	3,884	43.79%	8,870	277	3.03%	9,147	28.46%
42	Southport All-Districts Centre Pre-Poll	0	0.00%	0	0.00%	0	0.00%	1	50.00%	0	0.00%	1	50.00%	2	0	0.00%	2	0.01%
43	Telephone Voting - Pre-poll	0	0.00%	0	0.00%	0	0.00%	9	45.00%	0	0.00%	11	55.00%	20	0	0.00%	20	0.06%
44	Townsville All-Districts Centre Pre-Poll	0	0.00%	1	25.00%	0	0.00%	1	25.00%	0	0.00%	2	50.00%	4	0	0.00%	4	0.01%
45	eAssist - Coorparoo Pre-Poll	0	0.00%	0	0.00%	0	0.00%	1	50.00%	0	0.00%	1	50.00%	2	0	0.00%	2	0.01%
46	Returning Officer Redcliffe Pre-Poll	0	0.00%	0	0.00%	0	0.00%	0	0.00%	0	0.00%	0	0.00%	0	0	0.00%	0	0.00%
47	Returning Officer Algester Pre-Poll	0	0.00%	0	0.00%	0	0.00%	0	0.00%	0	0.00%	0	0.00%	0	0	0.00%	0	0.00%
48	Returning Officer Aspley Pre-Poll	0	0.00%	0	0.00%	0	0.00%	8	44.44%	0	0.00%	10	55.56%	18	1	5.26%	19	0.06%
49	Returning Officer Bancroft Pre-Poll	3	5.26%	1	1.75%	2	3.51%	13	22.81%	1	1.75%	37	64.91%	57	3	5.00%	60	0.19%
50	Returning Officer Barron River Pre-Poll	0	0.00%	0	0.00%	0	0.00%	0	0.00%	0	0.00%	0	0.00%	0	0	0.00%	0	0.00%
51	Returning Officer Bonney Pre-Poll	0	0.00%	0	0.00%	0	0.00%	1	100.00%	0	0.00%	0	0.00%	1	0	0.00%	1	0.00%
52	Returning Officer Broadwater Pre-Poll	1	50.00%	0	0.00%	0	0.00%	1	50.00%	0	0.00%	0	0.00%	2	0	0.00%	2	0.01%
53	Returning Officer Buderim Pre-Poll	0	0.00%	0	0.00%	0	0.00%	0	0.00%	0	0.00%	0	0.00%	0	0	0.00%	0	0.00%
54	Returning Officer Bulimba Pre-Poll	0	0.00%	0	0.00%	0	0.00%	2	66.67%	0	0.00%	1	33.33%	3	0	0.00%	3	0.01%
55	Returning Officer Bundaberg Pre-Poll	0	0.00%	0	0.00%	0	0.00%	0	0.00%	0	0.00%	0	0.00%	0	0	0.00%	0	0.00%
56	Returning Officer Bundamba Pre-Poll	0	0.00%	0	0.00%	0	0.00%	0	0.00%	0	0.00%	0	0.00%	0	0	0.00%	0	0.00%
57	Returning Officer Burdekin Pre-Poll	0	0.00%	0	0.00%	0	0.00%	0	0.00%	0	0.00%	0	0.00%	0	0	0.00%	0	0.00%
58	Returning Officer Burleigh Pre-Poll	0	0.00%	0	0.00%	0	0.00%	0	0.00%	0	0.00%	0	0.00%	0	0	0.00%	0	0.00%
59	Returning Officer Burnett Pre-Poll	0	0.00%	0	0.00%	0	0.00%	0	0.00%	0	0.00%	0	0.00%	0	0	0.00%	0	0.00%
60	Returning Officer Cairns Pre-Poll	0	0.00%	0	0.00%	0	0.00%	0	0.00%	0	0.00%	0	0.00%	0	0	0.00%	0	0.00%
61	Returning Officer Callide Pre-Poll	0	0.00%	0	0.00%	0	0.00%	0	0.00%	0	0.00%	0	0.00%	0	0	0.00%	0	0.00%
62	Returning Officer Caloundra Pre-Poll	0	0.00%	0	0.00%	1	20.00%	0	0.00%	0	0.00%	4	80.00%	5	1	16.67%	6	0.02%
63	Returning Officer Capalaba Pre-Poll	0	0.00%	0	0.00%	2	50.00%	0	0.00%	0	0.00%	2	50.00%	4	0	0.00%	4	0.01%
64	Returning Officer Chatsworth Pre-Poll	0	0.00%	0	0.00%	0	0.00%	0	0.00%	0	0.00%	0	0.00%	0	0	0.00%	0	0.00%
65	Returning Officer Clayfield Pre-Poll	1	9.09%	0	0.00%	2	18.18%	5	45.45%	1	9.09%	2	18.18%	11	2	15.38%	13	0.04%
66	Returning Officer Condamine Pre-Poll	0	0.00%	0	0.00%	0	0.00%	0	0.00%	0	0.00%	0	0.00%	0	0	0.00%	0	0.00%
67	Returning Officer Cook Pre-Poll	0	0.00%	0	0.00%	0	0.00%	0	0.00%	0	0.00%	0	0.00%	0	0	0.00%	0	0.00%
68	Returning Officer Coomera Pre-Poll	0	0.00%	0	0.00%	0	0.00%	0	0.00%	0	0.00%	0	0.00%	0	0	0.00%	0	0.00%
69	Returning Officer Cooper Pre-Poll	0	0.00%	0	0.00%	0	0.00%	1	50.00%	0	0.00%	1	50.00%	2	1	33.33%	3	0.01%
70	Returning Officer Currumbin Pre-Poll	0	0.00%	0	0.00%	0	0.00%	5	100.00%	0	0.00%	0	0.00%	5	0	0.00%	5	0.02%
71	Returning Officer Everton Pre-Poll	1	33.33%	0	0.00%	0	0.00%	0	0.00%	0	0.00%	2	66.67%	3	0	0.00%	3	0.01%
72	Returning Officer Ferny Grove Pre-Poll	0	0.00%	0	0.00%	0	0.00%	0	0.00%	0	0.00%	4	100.00%	4	1	20.00%	5	0.02%

73	Returning Officer Gaven Pre-Poll	0	0.00%	0	0.00%	0	0.00%	0	0.00%	0	0.00%	0	0.00%	0	0	0.00%	0	0.00%
74	Returning Officer Gladstone Pre-Poll	0	0.00%	0	0.00%	0	0.00%	0	0.00%	0	0.00%	3	100.00%	3	0	0.00%	3	0.01%
75	Returning Officer Glass House Pre-Poll	0	0.00%	0	0.00%	0	0.00%	0	0.00%	1	50.00%	1	50.00%	2	1	33.33%	3	0.01%
76	Returning Officer Greenslopes Pre-Poll	0	0.00%	0	0.00%	0	0.00%	3	75.00%	0	0.00%	1	25.00%	4	0	0.00%	4	0.01%
77	Returning Officer Gregory Pre-Poll	0	0.00%	0	0.00%	0	0.00%	0	0.00%	0	0.00%	0	0.00%	0	0	0.00%	0	0.00%
78	Returning Officer Gympie Pre-Poll	0	0.00%	1	100.00%	0	0.00%	0	0.00%	0	0.00%	0	0.00%	1	0	0.00%	1	0.00%
79	Returning Officer Hervey Bay Pre-Poll	0	0.00%	0	0.00%	0	0.00%	0	0.00%	0	0.00%	0	0.00%	0	0	0.00%	0	0.00%
80	Returning Officer Hill Pre-Poll	0	0.00%	0	0.00%	0	0.00%	0	0.00%	0	0.00%	0	0.00%	0	0	0.00%	0	0.00%
81	Returning Officer Hinchinbrook Pre-Poll	0	0.00%	0	0.00%	0	0.00%	1	100.00%	0	0.00%	0	0.00%	1	0	0.00%	1	0.00%
82	Returning Officer Inala Pre-Poll	0	0.00%	0	0.00%	0	0.00%	0	0.00%	0	0.00%	0	0.00%	0	0	0.00%	0	0.00%
83	Returning Officer Ipswich Pre-Poll	0	0.00%	0	0.00%	0	0.00%	0	0.00%	0	0.00%	1	100.00%	1	0	0.00%	1	0.00%
84	Returning Officer Ipswich West Pre-Poll	0	0.00%	0	0.00%	0	0.00%	0	0.00%	0	0.00%	0	0.00%	0	0	0.00%	0	0.00%
85	Returning Officer Jordan Pre-Poll	0	0.00%	0	0.00%	0	0.00%	0	0.00%	0	0.00%	0	0.00%	0	0	0.00%	0	0.00%
86	Returning Officer Kawana Pre-Poll	0	0.00%	0	0.00%	0	0.00%	0	0.00%	0	0.00%	0	0.00%	0	0	0.00%	0	0.00%
87	Returning Officer Keppel Pre-Poll	0	0.00%	0	0.00%	0	0.00%	1	100.00%	0	0.00%	0	0.00%	1	0	0.00%	1	0.00%
88	Returning Officer Kurwongbah Pre-Poll	1	7.14%	1	7.14%	0	0.00%	6	42.86%	0	0.00%	6	42.86%	14	3	17.65%	17	0.05%
89	Returning Officer Lockyer Pre-Poll	0	0.00%	0	0.00%	0	0.00%	0	0.00%	0	0.00%	0	0.00%	0	1	0.00%	1	0.00%
90	Returning Officer Logan Pre-Poll	0	0.00%	0	0.00%	1	100.00%	0	0.00%	0	0.00%	0	0.00%	1	0	0.00%	1	0.00%
91	Returning Officer Lytton Pre-Poll	0	0.00%	0	0.00%	0	0.00%	2	66.67%	0	0.00%	1	33.33%	3	1	25.00%	4	0.01%
92	Returning Officer Macalister Pre-Poll	0	0.00%	0	0.00%	0	0.00%	0	0.00%	0	0.00%	0	0.00%	0	0	0.00%	0	0.00%
93	Returning Officer Mackay Pre-Poll	0	0.00%	0	0.00%	0	0.00%	0	0.00%	0	0.00%	0	0.00%	0	0	0.00%	0	0.00%
94	Returning Officer Maiwar Pre-Poll	0	0.00%	0	0.00%	0	0.00%	1	100.00%	0	0.00%	0	0.00%	1	1	50.00%	2	0.01%
95	Returning Officer Mansfield Pre-Poll	0	0.00%	0	0.00%	0	0.00%	0	0.00%	1	100.00%	0	0.00%	1	0	0.00%	1	0.00%
96	Returning Officer Maroochydore Pre-Poll	0	0.00%	0	0.00%	0	0.00%	0	0.00%	0	0.00%	0	0.00%	0	0	0.00%	0	0.00%
97	Returning Officer Maryborough Pre-Poll	0	0.00%	0	0.00%	0	0.00%	2	66.67%	0	0.00%	1	33.33%	3	0	0.00%	3	0.01%
98	Returning Officer Mcconnel Pre-Poll	0	0.00%	0	0.00%	0	0.00%	1	16.67%	0	0.00%	5	83.33%	6	0	0.00%	6	0.02%
99	Returning Officer Mermaid Beach Pre-Poll	0	0.00%	0	0.00%	0	0.00%	0	0.00%	0	0.00%	1	100.00%	1	0	0.00%	1	0.00%
100	Returning Officer Miller Pre-Poll	1	50.00%	0	0.00%	1	50.00%	0	0.00%	0	0.00%	0	0.00%	2	0	0.00%	2	0.01%
101	Returning Officer Mirani Pre-Poll	0	0.00%	0	0.00%	0	0.00%	0	0.00%	0	0.00%	0	0.00%	0	0	0.00%	0	0.00%
102	Returning Officer Moggill Pre-Poll	0	0.00%	0	0.00%	0	0.00%	1	100.00%	0	0.00%	0	0.00%	1	0	0.00%	1	0.00%
103	Returning Officer Morayfield Pre-Poll	0	0.00%	0	0.00%	0	0.00%	0	0.00%	0	0.00%	0	0.00%	0	0	0.00%	0	0.00%
104	Returning Officer Mount Ommaney Pre-Poll	0	0.00%	0	0.00%	0	0.00%	0	0.00%	0	0.00%	0	0.00%	0	0	0.00%	0	0.00%
105	Returning Officer Mudgeeraba Pre-Poll	0	0.00%	0	0.00%	0	0.00%	2	100.00%	0	0.00%	0	0.00%	2	0	0.00%	2	0.01%
106	Returning Officer Mulgrave Pre-Poll	0	0.00%	0	0.00%	0	0.00%	0	0.00%	0	0.00%	0	0.00%	0	0	0.00%	0	0.00%
107	Returning Officer Mundingburra Pre-Poll	0	0.00%	0	0.00%	0	0.00%	0	0.00%	0	0.00%	0	0.00%	0	0	0.00%	0	0.00%
108	Returning Officer Murrumba Pre-Poll	5	12.50%	3	7.50%	3	7.50%	13	32.50%	2	5.00%	14	35.00%	40	1	2.44%	41	0.13%
109	Returning Officer Nanango Pre-Poll	0	0.00%	0	0.00%	0	0.00%	0	0.00%	0	0.00%	1	100.00%	1	0	0.00%	1	0.00%
110	Returning Officer Nicklin Pre-Poll	0	0.00%	0	0.00%	0	0.00%	1	100.00%	0	0.00%	0	0.00%	1	0	0.00%	1	0.00%
111	Returning Officer Ninderry Pre-Poll	0	0.00%	0	0.00%	0	0.00%	0	0.00%	0	0.00%	0	0.00%	0	0	0.00%	0	0.00%
112	Returning Officer Noosa Pre-Poll	0	0.00%	0	0.00%	0	0.00%	0	0.00%	0	0.00%	0	0.00%	0	0	0.00%	0	0.00%
113	Returning Officer Nudgee Pre-Poll	0	0.00%	1	16.67%	0	0.00%	3	50.00%	0	0.00%	2	33.33%	6	0	0.00%	6	0.02%
114	Returning Officer Oodgeroo Pre-Poll	0	0.00%	0	0.00%	0	0.00%	0	0.00%	0	0.00%	0	0.00%	0	0	0.00%	0	0.00%
115	Returning Officer Pine Rivers Pre-Poll	0	0.00%	2	6.06%	0	0.00%	21	63.64%	0	0.00%	10	30.30%	33	1	2.94%	34	0.11%
116	Returning Officer Pumicestone Pre-Poll	4	20.00%	1	5.00%	1	5.00%	8	40.00%	0	0.00%	6	30.00%	20	1	4.76%	21	0.07%
117	Returning Officer Redlands Pre-Poll	0	0.00%	0	0.00%	0	0.00%	2	100.00%	0	0.00%	0	0.00%	2	0	0.00%	2	0.01%
118	Returning Officer Rockhampton Pre-Poll	0	0.00%	0	0.00%	0	0.00%	3	60.00%	0	0.00%	2	40.00%	5	0	0.00%	5	0.02%
119	Returning Officer Sandgate Pre-Poll	5	11.36%	2	4.55%	2	4.55%	16	36.36%	0	0.00%	19	43.18%	44	3	6.38%	47	0.15%
120	Returning Officer Scenic Rim Pre-Poll	0	0.00%	0	0.00%	0	0.00%	0	0.00%	0	0.00%	0	0.00%	0	0	0.00%	0	0.00%
121	Returning Officer South Brisbane Pre-Poll	2	66.67%	0	0.00%	0	0.00%	1	33.33%	0	0.00%	0	0.00%	3	0	0.00%	3	0.01%
122	Returning Officer Southern Downs Pre-Poll	0	0.00%	0	0.00%	0	0.00%	0	0.00%	0	0.00%	1	100.00%	1	0	0.00%	1	0.00%
123	Returning Officer Southport Pre-Poll	0	0.00%	0	0.00%	0	0.00%	0	0.00%	0	0.00%	0	0.00%	0	0	0.00%	0	0.00%
124	Returning Officer Springwood Pre-Poll	1	14.29%	2	28.57%	0	0.00%	1	14.29%	0	0.00%	3	42.86%	7	1	12.50%	8	0.02%
125	Returning Officer Stafford Pre-Poll	0	0.00%	0	0.00%	0	0.00%	1	50.00%	0	0.00%	1	50.00%	2	1	33.33%	3	0.01%
126	Returning Officer Stretton Pre-Poll	0	0.00%	0	0.00%	0	0.00%	0	0.00%	0	0.00%	0	0.00%	0	0	0.00%	0	0.00%
127	Returning Officer Surfers Paradise Pre-Poll	1	50.00%	0	0.00%	1	50.00%	0	0.00%	0	0.00%	0	0.00%	2	0	0.00%	2	0.01%
128	Returning Officer Theodore Pre-Poll	0	0.00%	0	0.00%	0	0.00%	0	0.00%	0	0.00%	0	0.00%	0	0	0.00%	0	0.00%
129	Returning Officer Thuringowa Pre-Poll	0	0.00%	0	0.00%	0	0.00%	0	0.00%	0	0.00%	0	0.00%	0	0	0.00%	0	0.00%
130	Returning Officer Toohey Pre-Poll	0	0.00%	0	0.00%	0	0.00%	0	0.00%	0	0.00%	0	0.00%	0	0	0.00%	0	0.00%
131	Returning Officer Toowoomba North Pre-Poll	0	0.00%	0	0.00%	0	0.00%	2	100.00%	0	0.00%	0	0.00%	2	0	0.00%	2	0.01%
132	Returning Officer Toowoomba South Pre-Poll	0	0.00%	0	0.00%	0	0.00%	2	100.00%	0	0.00%	0	0.00%	2	0	0.00%	2	0.01%
133	Returning Officer Townsville Pre-Poll	0	0.00%	0	0.00%	0	0.00%	0	0.00%	0	0.00%	0	0.00%	0	0	0.00%	0	0.00%
134	Returning Officer Traeger Pre-Poll	0	0.00%	0	0.00%	0	0.00%	0	0.00%	0	0.00%	0	0.00%	0	0	0.00%	0	0.00%
135	Returning Officer Warrego Pre-Poll	0	0.00%	0	0.00%	0	0.00%	0	0.00%	0	0.00%	1	100.00%	1	0	0.00%	1	0.00%
136	Returning Officer Waterford Pre-Poll	0	0.00%	0	0.00%	0	0.00%	0	0.00%	0	0.00%	0	0.00%	0	0	0.00%	0	0.00%
137	Returning Officer Whitsunday Pre-Poll	0	0.00%	0	0.00%	0	0.00%	0	0.00%	0	0.00%	0	0.00%	0	0	0.00%	0	0.00%
138	Returning Officer Woodridge Pre-Poll	0	0.00%	0	0.00%	0	0.00%	0	0.00%	0	0.00%	2	100.00%	2	0	0.00%	2	0.01%
	Polling Booth Totals	**2,003**	**7.68%**	**930**	**3.57%**	**963**	**3.69%**	**9,667**	**37.09%**	**668**	**2.56%**	**11,836**	**45.41%**	**26,067**	**1,212**	**4.44%**	**27,279**	**84.86%**
	Postal, Special Postal, Unenrolled Votes	201	6.36%	93	2.94%	68	2.15%	1,310	41.43%	61	1.93%	1,429	45.19%	3,162	192	5.72%	3,354	10.43%
	Pre-Poll (In Person) Absent Votes	9	8.33%	3	2.78%	5	4.63%	49	45.37%	2	1.85%	40	37.04%	108	2	1.82%	110	0.34%
	Polling Day Absent Votes	219	18.69%	53	4.52%	35	2.99%	341	29.10%	34	2.90%	490	41.81%	1,172	83	6.61%	1,255	3.90%
	Declared Institution Votes	8	11.27%	1	1.41%	2	2.82%	27	38.03%	4	5.63%	29	40.85%	71	3	4.05%	74	0.23%
	Polling Day Declaration Votes	6	9.09%	7	10.61%	5	7.58%	20	30.30%	1	1.52%	27	40.91%	66	6	8.33%	72	0.22%
	Uncertain Identity	0	0.00%	0	0.00%	0	0.00%	0	0.00%	0	0.00%	0	0.00%	0	0	0.00%	0	0.00%
	Declaration and Pre-Poll Votes Totals	**443**	**9.67%**	**157**	**3.43%**	**115**	**2.51%**	**1,747**	**38.15%**	**102**	**2.23%**	**2,015**	**44.01%**	**4,579**	**286**	**5.88%**	**4,865**	**15.14%**
	Total First Preference Votes	**2,446**	**7.98%**	**1,087**	**3.55%**	**1,078**	**3.52%**	**11,414**	**37.24%**	**770**	**2.51%**	**13,851**	**45.20%**	**30,646**	**1,498**	**4.66%**	**32,144**	**100.00%**

Statistical Reports

Distribution of Preferences

Preference Distribution	BOVILL James Votes	BOVILL James %	PHILP Ian Votes	PHILP Ian %	YOUNG Graham Votes	YOUNG Graham %	DOOLEY Kerri-Anne Votes	DOOLEY Kerri-Anne %	JARVIS Shayne Votes	JARVIS Shayne %	* D'ATH Yvette Votes	* D'ATH Yvette %	Votes remaining in count	Exhausted Votes	Exhausted %	Total Formal Votes
First Preference Votes	2,446	7.98%	1,087	3.55%	1,078	3.52%	11,414	37.24%	770	2.51%	13,851	45.20%	30,646			30,646
JARVIS Excluded (1st)	**137**	**17.79%**	**183**	**23.77%**	**245**	**31.82%**	**95**	**12.34%**			**110**	**14.29%**	**770**	**0**	**0.00%**	**770**
Total	2,583	8.43%	1,270	4.14%	1,323	4.32%	11,509	37.55%			13,961	45.56%	30,646	0	0.00%	30,646
PHILP Excluded (2nd)	**181**	**14.25%**			**659**	**51.89%**	**148**	**11.65%**			**282**	**22.20%**	**1,270**	**0**	**0.00%**	**1,270**
Total	2,764	9.02%			1,982	6.47%	11,657	38.04%			14,243	46.48%	30,646	0	0.00%	30,646
YOUNG Excluded (3rd)	**741**	**37.39%**					**809**	**40.82%**			**432**	**21.80%**	**1,982**	**0**	**0.00%**	**1,982**
Total	3,505	11.44%					12,466	40.68%			14,675	47.89%	30,646	0	0.00%	30,646
BOVILL Excluded (4th)							**1,369**	**39.06%**			**2,136**	**60.94%**	**3,505**	**0**	**0.00%**	**3,505**
District Total							**13,835**	**45.14%**			**16,811**	**54.86%**	**30,646**	**0**	**0.00%**	**30,646**

*** Indicates the winner**

72 - Electoral District of Redlands

First Preference Votes Polled for each Candidate at each Polling Booth

Booth No.	Polling Booth	KEOGH David GRN Votes	%	DOWLING Peter Votes	%	* RICHARDS Kim ALP Votes	%	QUICK Jason ONP Votes	%	MCEACHAN Matt LNP Votes	%	Total Formal Votes	Informal Votes	%	Total Votes	% of Total Votes
1	Bay View Thornlands	129	8.20%	116	7.37%	566	35.98%	252	16.02%	510	32.42%	1,573	57	3.50%	1,630	5.27%
2	Cleveland	18	15.00%	13	10.83%	48	40.00%	17	14.17%	24	20.00%	120	2	1.64%	122	0.39%
3	Cleveland High	19	14.29%	9	6.77%	48	36.09%	20	15.04%	37	27.82%	133	7	5.00%	140	0.45%
4	Coochiemudlo Island	61	17.33%	37	10.51%	115	32.67%	34	9.66%	105	29.83%	352	15	4.09%	367	1.19%
5	Lamb Island	43	19.03%	8	3.54%	90	39.82%	29	12.83%	56	24.78%	226	10	4.24%	236	0.76%
6	Macleay Island	121	11.35%	61	5.72%	414	38.84%	209	19.61%	261	24.48%	1,066	38	3.44%	1,104	3.57%
7	Mount Cotton	22	11.64%	17	8.99%	56	29.63%	37	19.58%	57	30.16%	189	13	6.44%	202	0.65%
8	Redland Bay	264	8.98%	287	9.76%	958	32.59%	517	17.59%	914	31.09%	2,940	134	4.36%	3,074	9.93%
9	Russell Island	117	9.34%	77	6.15%	448	35.75%	332	26.50%	279	22.27%	1,253	55	4.20%	1,308	4.23%
10	Thornlands	118	10.79%	76	6.95%	434	39.67%	171	15.63%	295	26.97%	1,094	36	3.19%	1,130	3.65%
11	Victoria Point	221	8.35%	328	12.40%	931	35.19%	428	16.18%	738	27.89%	2,646	103	3.75%	2,749	8.88%
12	Victoria Point South	195	9.14%	211	9.89%	753	35.30%	378	17.72%	596	27.94%	2,133	93	4.18%	2,226	7.19%
13	Brisbane CBD All-Districts Centre	4	20.00%	1	5.00%	10	50.00%	1	5.00%	4	20.00%	20	1	4.76%	21	0.07%
14	Bundaberg All-Districts Centre	0	0.00%	0	0.00%	0	0.00%	1	100.00%	0	0.00%	1	0	0.00%	1	0.00%
15	Burleigh All-Districts Centre	0	0.00%	0	0.00%	0	0.00%	1	33.33%	2	66.67%	3	0	0.00%	3	0.01%
16	Cairns All-Districts Centre	1	100.00%	0	0.00%	0	0.00%	0	0.00%	0	0.00%	1	0	0.00%	1	0.00%
17	East Brisbane All-Districts Centre	3	15.79%	0	0.00%	5	26.32%	5	26.32%	6	31.58%	19	0	0.00%	19	0.06%
18	Hervey Bay All-Districts Centre	0	0.00%	0	0.00%	0	0.00%	0	0.00%	1	100.00%	1	0	0.00%	1	0.00%
19	Mackay All-Districts Centre	0	0.00%	0	0.00%	0	0.00%	0	0.00%	0	0.00%	0	0	0.00%	0	0.00%
20	Maroochydore All-Districts Centre	0	0.00%	0	0.00%	0	0.00%	0	0.00%	0	0.00%	0	0	0.00%	0	0.00%
21	Morayfield All-Districts Centre	0	0.00%	0	0.00%	0	0.00%	2	100.00%	0	0.00%	2	0	0.00%	2	0.01%
22	Noosa All-Districts Centre	0	0.00%	0	0.00%	1	100.00%	0	0.00%	0	0.00%	1	0	0.00%	1	0.00%
23	Oodgeroo All-Districts Centre	18	11.46%	14	8.92%	59	37.58%	15	9.55%	51	32.48%	157	6	3.68%	163	0.53%
24	Redcliffe All-Districts Centre	0	0.00%	0	0.00%	0	0.00%	0	0.00%	0	0.00%	0	0	0.00%	0	0.00%
25	Southport All-Districts Centre	0	0.00%	1	50.00%	0	0.00%	0	0.00%	1	50.00%	2	0	0.00%	2	0.01%
26	Telephone Voting	1	16.67%	2	33.33%	1	16.67%	1	16.67%	1	16.67%	6	0	0.00%	6	0.02%
27	Townsville All-Districts Centre	0	0.00%	0	0.00%	1	50.00%	0	0.00%	1	50.00%	2	2	50.00%	4	0.01%
28	Vulture Street All-Districts Centre	0	0.00%	0	0.00%	2	50.00%	2	50.00%	0	0.00%	4	0	0.00%	4	0.01%
29	Woolloongabba All-Districts Centre	0	0.00%	0	0.00%	0	0.00%	0	0.00%	1	100.00%	1	0	0.00%	1	0.00%
30	Brisbane CBD All-Districts Centre Pre-Poll	17	13.28%	12	9.38%	49	38.28%	10	7.81%	40	31.25%	128	4	3.03%	132	0.43%
31	Bundaberg All-Districts Centre Pre-Poll	0	0.00%	2	28.57%	3	42.86%	1	14.29%	1	14.29%	7	0	0.00%	7	0.02%
32	Burleigh All-Districts Centre Pre-Poll	1	5.00%	1	5.00%	10	50.00%	2	10.00%	6	30.00%	20	1	4.76%	21	0.07%
33	Cairns All-Districts Centre Pre-Poll	3	33.33%	0	0.00%	0	0.00%	2	22.22%	4	44.44%	9	0	0.00%	9	0.03%
34	Electoral Visit	13	5.26%	17	6.88%	80	32.39%	23	9.31%	114	46.15%	247	10	3.89%	257	0.83%
35	Hervey Bay All-Districts Centre Pre-poll	0	0.00%	0	0.00%	2	28.57%	3	42.86%	2	28.57%	7	0	0.00%	7	0.02%
36	Mackay All-Districts Centre Pre-Poll	3	33.33%	1	11.11%	1	11.11%	1	11.11%	3	33.33%	9	0	0.00%	9	0.03%
37	Maroochydore All-Districts Centre Pre-Poll	2	20.00%	2	20.00%	0	0.00%	3	30.00%	3	30.00%	10	0	0.00%	10	0.03%
38	Morayfield All-Districts Centre Pre-poll	0	0.00%	1	14.29%	1	14.29%	2	28.57%	3	42.86%	7	0	0.00%	7	0.02%
39	Noosa All-Districts Centre Pre-Poll	0	0.00%	0	0.00%	0	0.00%	1	100.00%	0	0.00%	1	0	0.00%	1	0.00%
40	Oodgeroo All-Districts Centre Pre-Poll	164	8.55%	127	6.62%	620	32.31%	342	17.82%	666	34.71%	1,919	65	3.28%	1,984	6.41%
41	Redcliffe All-Districts Centre Pre-Poll	0	0.00%	1	50.00%	0	0.00%	1	50.00%	0	0.00%	2	0	0.00%	2	0.01%
42	Southport All-Districts Centre Pre-Poll	1	9.09%	4	36.36%	3	27.27%	1	9.09%	2	18.18%	11	0	0.00%	11	0.04%
43	Telephone Voting - Pre-poll	2	20.00%	1	10.00%	2	20.00%	3	30.00%	2	20.00%	10	0	0.00%	10	0.03%
44	Townsville All-Districts Centre Pre-Poll	1	25.00%	0	0.00%	1	25.00%	1	25.00%	1	25.00%	4	0	0.00%	4	0.01%
45	eAssist - Coorparoo Pre-Poll	0	0.00%	0	0.00%	1	100.00%	0	0.00%	0	0.00%	1	0	0.00%	1	0.00%
46	Returning Officer Redlands Pre-Poll	492	5.94%	1,041	12.56%	2,397	28.93%	1,459	17.61%	2,896	34.95%	8,285	274	3.20%	8,559	27.66%
47	Returning Officer Algester Pre-Poll	0	0.00%	0	0.00%	0	0.00%	0	0.00%	0	0.00%	0	0	0.00%	0	0.00%
48	Returning Officer Aspley Pre-Poll	0	0.00%	0	0.00%	1	50.00%	1	50.00%	0	0.00%	2	0	0.00%	2	0.01%
49	Returning Officer Bancroft Pre-Poll	0	0.00%	0	0.00%	0	0.00%	0	0.00%	0	0.00%	0	0	0.00%	0	0.00%
50	Returning Officer Barron River Pre-Poll	0	0.00%	0	0.00%	0	0.00%	0	0.00%	0	0.00%	0	0	0.00%	0	0.00%
51	Returning Officer Bonney Pre-Poll	0	0.00%	0	0.00%	0	0.00%	0	0.00%	0	0.00%	0	1	0.00%	1	0.00%
52	Returning Officer Broadwater Pre-Poll	1	16.67%	1	16.67%	2	33.33%	1	16.67%	1	16.67%	6	0	0.00%	6	0.02%
53	Returning Officer Buderim Pre-Poll	0	0.00%	0	0.00%	0	0.00%	0	0.00%	0	0.00%	0	2	0.00%	2	0.01%
54	Returning Officer Bulimba Pre-Poll	1	14.29%	1	14.29%	1	14.29%	2	28.57%	2	28.57%	7	2	22.22%	9	0.03%
55	Returning Officer Bundaberg Pre-Poll	1	14.29%	1	14.29%	1	14.29%	2	28.57%	2	28.57%	7	0	0.00%	7	0.02%
56	Returning Officer Bundamba Pre-Poll	0	0.00%	0	0.00%	0	0.00%	0	0.00%	2	100.00%	2	0	0.00%	2	0.01%
57	Returning Officer Burdekin Pre-Poll	0	0.00%	0	0.00%	0	0.00%	0	0.00%	0	0.00%	0	0	0.00%	0	0.00%
58	Returning Officer Burleigh Pre-Poll	0	0.00%	0	0.00%	0	0.00%	0	0.00%	0	0.00%	0	0	0.00%	0	0.00%
59	Returning Officer Burnett Pre-Poll	0	0.00%	0	0.00%	0	0.00%	0	0.00%	0	0.00%	0	0	0.00%	0	0.00%
60	Returning Officer Cairns Pre-Poll	0	0.00%	0	0.00%	0	0.00%	0	0.00%	0	0.00%	0	0	0.00%	0	0.00%
61	Returning Officer Callide Pre-Poll	0	0.00%	0	0.00%	0	0.00%	0	0.00%	0	0.00%	0	0	0.00%	0	0.00%
62	Returning Officer Caloundra Pre-Poll	2	33.33%	1	16.67%	1	16.67%	1	16.67%	1	16.67%	6	1	14.29%	7	0.02%
63	Returning Officer Capalaba Pre-Poll	20	9.85%	20	9.85%	70	34.48%	33	16.26%	60	29.56%	203	5	2.40%	208	0.67%
64	Returning Officer Chatsworth Pre-Poll	0	0.00%	1	25.00%	0	0.00%	1	25.00%	2	50.00%	4	0	0.00%	4	0.01%
65	Returning Officer Clayfield Pre-Poll	0	0.00%	0	0.00%	1	100.00%	0	0.00%	0	0.00%	1	0	0.00%	1	0.00%
66	Returning Officer Condamine Pre-Poll	0	0.00%	0	0.00%	0	0.00%	0	0.00%	0	0.00%	0	0	0.00%	0	0.00%
67	Returning Officer Cook Pre-Poll	0	0.00%	0	0.00%	0	0.00%	0	0.00%	0	0.00%	0	0	0.00%	0	0.00%
68	Returning Officer Coomera Pre-Poll	0	0.00%	0	0.00%	0	0.00%	0	0.00%	0	0.00%	0	1	0.00%	1	0.00%
69	Returning Officer Cooper Pre-Poll	0	0.00%	0	0.00%	0	0.00%	1	50.00%	1	50.00%	2	0	0.00%	2	0.01%
70	Returning Officer Currumbin Pre-Poll	0	0.00%	0	0.00%	0	0.00%	1	100.00%	0	0.00%	1	1	50.00%	2	0.01%
71	Returning Officer Everton Pre-Poll	0	0.00%	0	0.00%	0	0.00%	0	0.00%	0	0.00%	0	0	0.00%	0	0.00%
72	Returning Officer Ferny Grove Pre-Poll	0	0.00%	0	0.00%	0	0.00%	0	0.00%	0	0.00%	0	1	0.00%	1	0.00%

73	Returning Officer Gaven Pre-Poll	0	0.00%	0	0.00%	0	0.00%	1	50.00%	1	50.00%	2	1	33.33%	3	0.01%
74	Returning Officer Gladstone Pre-Poll	0	0.00%	0	0.00%	1	50.00%	0	0.00%	1	50.00%	2	0	0.00%	2	0.01%
75	Returning Officer Glass House Pre-Poll	1	16.67%	1	16.67%	1	16.67%	2	33.33%	1	16.67%	6	1	14.29%	7	0.02%
76	Returning Officer Greenslopes Pre-Poll	1	16.67%	0	0.00%	2	33.33%	2	33.33%	1	16.67%	6	1	14.29%	7	0.02%
77	Returning Officer Gregory Pre-Poll	0	0.00%	0	0.00%	0	0.00%	0	0.00%	0	0.00%	0	0	0.00%	0	0.00%
78	Returning Officer Gympie Pre-Poll	0	0.00%	0	0.00%	3	100.00%	0	0.00%	0	0.00%	3	0	0.00%	3	0.01%
79	Returning Officer Hervey Bay Pre-Poll	0	0.00%	4	66.67%	0	0.00%	0	0.00%	2	33.33%	6	0	0.00%	6	0.02%
80	Returning Officer Hill Pre-Poll	0	0.00%	0	0.00%	0	0.00%	0	0.00%	0	0.00%	0	0	0.00%	0	0.00%
81	Returning Officer Hinchinbrook Pre-Poll	0	0.00%	0	0.00%	0	0.00%	2	100.00%	0	0.00%	2	0	0.00%	2	0.01%
82	Returning Officer Inala Pre-Poll	0	0.00%	0	0.00%	3	100.00%	0	0.00%	0	0.00%	3	0	0.00%	3	0.01%
83	Returning Officer Ipswich Pre-Poll	0	0.00%	0	0.00%	4	66.67%	0	0.00%	2	33.33%	6	0	0.00%	6	0.02%
84	Returning Officer Ipswich West Pre-Poll	0	0.00%	0	0.00%	0	0.00%	0	0.00%	0	0.00%	0	0	0.00%	0	0.00%
85	Returning Officer Jordan Pre-Poll	1	50.00%	0	0.00%	0	0.00%	0	0.00%	1	50.00%	2	0	0.00%	2	0.01%
86	Returning Officer Kawana Pre-Poll	0	0.00%	0	0.00%	0	0.00%	0	0.00%	1	100.00%	1	0	0.00%	1	0.00%
87	Returning Officer Keppel Pre-Poll	0	0.00%	0	0.00%	1	100.00%	0	0.00%	0	0.00%	1	0	0.00%	1	0.00%
88	Returning Officer Kurwongbah Pre-Poll	0	0.00%	0	0.00%	0	0.00%	0	0.00%	0	0.00%	0	0	0.00%	0	0.00%
89	Returning Officer Lockyer Pre-Poll	2	50.00%	0	0.00%	2	50.00%	0	0.00%	0	0.00%	4	0	0.00%	4	0.01%
90	Returning Officer Logan Pre-Poll	3	30.00%	0	0.00%	6	60.00%	1	10.00%	0	0.00%	10	0	0.00%	10	0.03%
91	Returning Officer Lytton Pre-Poll	0	0.00%	0	0.00%	10	50.00%	5	25.00%	5	25.00%	20	0	0.00%	20	0.06%
92	Returning Officer Macalister Pre-Poll	0	0.00%	0	0.00%	0	0.00%	0	0.00%	0	0.00%	0	0	0.00%	0	0.00%
93	Returning Officer Mackay Pre-Poll	0	0.00%	0	0.00%	0	0.00%	0	0.00%	0	0.00%	0	0	0.00%	0	0.00%
94	Returning Officer Maiwar Pre-Poll	0	0.00%	0	0.00%	0	0.00%	0	0.00%	0	0.00%	0	0	0.00%	0	0.00%
95	Returning Officer Mansfield Pre-Poll	1	16.67%	0	0.00%	2	33.33%	1	16.67%	2	33.33%	6	1	14.29%	7	0.02%
96	Returning Officer Maroochydore Pre-Poll	0	0.00%	0	0.00%	0	0.00%	0	0.00%	0	0.00%	0	0	0.00%	0	0.00%
97	Returning Officer Maryborough Pre-Poll	1	20.00%	0	0.00%	1	20.00%	2	40.00%	1	20.00%	5	0	0.00%	5	0.02%
98	Returning Officer Mcconnel Pre-Poll	1	25.00%	1	25.00%	1	25.00%	0	0.00%	1	25.00%	4	0	0.00%	4	0.01%
99	Returning Officer Mermaid Beach Pre-Poll	0	0.00%	0	0.00%	3	60.00%	2	40.00%	0	0.00%	5	0	0.00%	5	0.02%
100	Returning Officer Miller Pre-Poll	2	33.33%	0	0.00%	2	33.33%	0	0.00%	2	33.33%	6	0	0.00%	6	0.02%
101	Returning Officer Mirani Pre-Poll	0	0.00%	0	0.00%	0	0.00%	0	0.00%	0	0.00%	0	0	0.00%	0	0.00%
102	Returning Officer Moggill Pre-Poll	0	0.00%	0	0.00%	1	33.33%	0	0.00%	2	66.67%	3	0	0.00%	3	0.01%
103	Returning Officer Morayfield Pre-Poll	0	0.00%	0	0.00%	0	0.00%	0	0.00%	0	0.00%	0	0	0.00%	0	0.00%
104	Returning Officer Mount Ommaney Pre-Poll	0	0.00%	0	0.00%	0	0.00%	0	0.00%	0	0.00%	0	0	0.00%	0	0.00%
105	Returning Officer Mudgeeraba Pre-Poll	0	0.00%	0	0.00%	0	0.00%	0	0.00%	0	0.00%	0	0	0.00%	0	0.00%
106	Returning Officer Mulgrave Pre-Poll	0	0.00%	0	0.00%	0	0.00%	0	0.00%	0	0.00%	0	0	0.00%	0	0.00%
107	Returning Officer Mundingburra Pre-Poll	0	0.00%	0	0.00%	0	0.00%	0	0.00%	0	0.00%	0	0	0.00%	0	0.00%
108	Returning Officer Murrumba Pre-Poll	0	0.00%	0	0.00%	0	0.00%	0	0.00%	0	0.00%	0	0	0.00%	0	0.00%
109	Returning Officer Nanango Pre-Poll	0	0.00%	0	0.00%	0	0.00%	1	100.00%	0	0.00%	1	0	0.00%	1	0.00%
110	Returning Officer Nicklin Pre-Poll	0	0.00%	0	0.00%	0	0.00%	1	100.00%	0	0.00%	1	1	50.00%	2	0.01%
111	Returning Officer Ninderry Pre-Poll	0	0.00%	0	0.00%	0	0.00%	0	0.00%	0	0.00%	0	0	0.00%	0	0.00%
112	Returning Officer Noosa Pre-Poll	0	0.00%	0	0.00%	0	0.00%	0	0.00%	0	0.00%	0	0	0.00%	0	0.00%
113	Returning Officer Nudgee Pre-Poll	0	0.00%	0	0.00%	1	50.00%	0	0.00%	1	50.00%	2	1	33.33%	3	0.01%
114	Returning Officer Oodgeroo Pre-Poll	0	0.00%	0	0.00%	0	0.00%	0	0.00%	0	0.00%	0	0	0.00%	0	0.00%
115	Returning Officer Pine Rivers Pre-Poll	1	100.00%	0	0.00%	0	0.00%	0	0.00%	0	0.00%	1	0	0.00%	1	0.00%
116	Returning Officer Pumicestone Pre-Poll	0	0.00%	0	0.00%	1	50.00%	0	0.00%	1	50.00%	2	0	0.00%	2	0.01%
117	Returning Officer Redcliffe Pre-Poll	0	0.00%	0	0.00%	0	0.00%	0	0.00%	0	0.00%	0	0	0.00%	0	0.00%
118	Returning Officer Rockhampton Pre-Poll	0	0.00%	0	0.00%	0	0.00%	1	50.00%	1	50.00%	2	1	33.33%	3	0.01%
119	Returning Officer Sandgate Pre-Poll	0	0.00%	0	0.00%	0	0.00%	0	0.00%	0	0.00%	0	0	0.00%	0	0.00%
120	Returning Officer Scenic Rim Pre-Poll	0	0.00%	0	0.00%	0	0.00%	1	50.00%	1	50.00%	2	1	33.33%	3	0.01%
121	Returning Officer South Brisbane Pre-Poll	1	100.00%	0	0.00%	0	0.00%	0	0.00%	0	0.00%	1	0	0.00%	1	0.00%
122	Returning Officer Southern Downs Pre-Poll	0	0.00%	0	0.00%	0	0.00%	0	0.00%	0	0.00%	0	0	0.00%	0	0.00%
123	Returning Officer Southport Pre-Poll	0	0.00%	0	0.00%	0	0.00%	0	0.00%	0	0.00%	0	0	0.00%	0	0.00%
124	Returning Officer Springwood Pre-Poll	5	11.90%	4	9.52%	12	28.57%	8	19.05%	13	30.95%	42	0	0.00%	42	0.14%
125	Returning Officer Stafford Pre-Poll	0	0.00%	0	0.00%	0	0.00%	1	50.00%	1	50.00%	2	1	33.33%	3	0.01%
126	Returning Officer Stretton Pre-Poll	0	0.00%	0	0.00%	0	0.00%	0	0.00%	0	0.00%	0	0	0.00%	0	0.00%
127	Returning Officer Surfers Paradise Pre-Poll	0	0.00%	0	0.00%	0	0.00%	1	100.00%	0	0.00%	1	0	0.00%	1	0.00%
128	Returning Officer Theodore Pre-Poll	0	0.00%	0	0.00%	0	0.00%	1	50.00%	1	50.00%	2	1	33.33%	3	0.01%
129	Returning Officer Thuringowa Pre-Poll	0	0.00%	0	0.00%	0	0.00%	0	0.00%	0	0.00%	0	0	0.00%	0	0.00%
130	Returning Officer Toohey Pre-Poll	0	0.00%	1	33.33%	1	33.33%	1	33.33%	0	0.00%	3	0	0.00%	3	0.01%
131	Returning Officer Toowoomba North Pre-Poll	1	16.67%	0	0.00%	1	16.67%	1	16.67%	3	50.00%	6	0	0.00%	6	0.02%
132	Returning Officer Toowoomba South Pre-Poll	0	0.00%	0	0.00%	0	0.00%	0	0.00%	0	0.00%	0	0	0.00%	0	0.00%
133	Returning Officer Townsville Pre-Poll	0	0.00%	0	0.00%	0	0.00%	0	0.00%	0	0.00%	0	0	0.00%	0	0.00%
134	Returning Officer Traeger Pre-Poll	0	0.00%	0	0.00%	0	0.00%	0	0.00%	0	0.00%	0	0	0.00%	0	0.00%
135	Returning Officer Warrego Pre-Poll	0	0.00%	0	0.00%	0	0.00%	0	0.00%	0	0.00%	0	0	0.00%	0	0.00%
136	Returning Officer Waterford Pre-Poll	0	0.00%	0	0.00%	0	0.00%	0	0.00%	0	0.00%	0	0	0.00%	0	0.00%
137	Returning Officer Whitsunday Pre-Poll	0	0.00%	0	0.00%	0	0.00%	0	0.00%	0	0.00%	0	0	0.00%	0	0.00%
138	Returning Officer Woodridge Pre-Poll	0	0.00%	1	33.33%	1	33.33%	0	0.00%	1	33.33%	3	1	25.00%	4	0.01%
	Polling Booth Totals	**2,100**	**8.39%**	**2,505**	**10.01%**	**8,247**	**32.94%**	**4,385**	**17.51%**	**7,800**	**31.15%**	**25,037**	**951**	**3.66%**	**25,988**	**83.98%**
	Postal, Special Postal, Unenrolled Votes	230	6.76%	277	8.14%	956	28.09%	651	19.13%	1,289	37.88%	3,403	226	6.23%	3,629	11.73%
	Pre-Poll (In Person) Absent Votes	13	15.12%	7	8.14%	20	23.26%	22	25.58%	24	27.91%	86	6	6.52%	92	0.30%
	Polling Day Absent Votes	169	16.08%	87	8.28%	334	31.78%	180	17.13%	281	26.74%	1,051	52	4.71%	1,103	3.56%
	Declared Institution Votes	2	6.25%	4	12.50%	13	40.63%	4	12.50%	9	28.13%	32	5	13.51%	37	0.12%
	Polling Day Declaration Votes	13	13.68%	9	9.47%	21	22.11%	20	21.05%	32	33.68%	95	3	3.06%	98	0.32%
	Uncertain Identity	0	0.00%	0	0.00%	0	0.00%	0	0.00%	0	0.00%	0	0	0.00%	0	0.00%
	Declaration and Pre-Poll Votes Totals	**427**	**9.15%**	**384**	**8.23%**	**1,344**	**28.80%**	**877**	**18.79%**	**1,635**	**35.03%**	**4,667**	**292**	**5.89%**	**4,959**	**16.02%**
	Total First Preference Votes	**2,527**	**8.51%**	**2,889**	**9.73%**	**9,591**	**32.29%**	**5,262**	**17.71%**	**9,435**	**31.76%**	**29,704**	**1,243**	**4.02%**	**30,947**	**100.00%**

Distribution of Preferences

Preference Distribution	KEOGH David Votes	%	DOWLING Peter Votes	%	* RICHARDS Kim Votes	%	QUICK Jason Votes	%	MCEACHAN Matt Votes	%	Votes remaining in count	Exhausted Votes	%	Total Formal Votes
First Preference Votes	2,527	8.51%	2,889	9.73%	9,591	32.29%	5,262	17.71%	9,435	31.76%	29,704			29,704
KEOGH Excluded (1st)			**588**	**23.27%**	**1,403**	**55.52%**	**263**	**10.41%**	**273**	**10.80%**	**2,527**	**0**	**0.00%**	**2,527**
Total			3,477	11.71%	10,994	37.01%	5,525	18.60%	9,708	32.68%	29,704	0	0.00%	29,704
DOWLING Excluded (2nd)					**1,315**	**37.82%**	**1,259**	**36.21%**	**903**	**25.97%**	**3,477**	**0**	**0.00%**	**3,477**
Total					12,309	41.44%	6,784	22.84%	10,611	35.72%	29,704	0	0.00%	29,704
QUICK Excluded (3rd)					**3,451**	**50.87%**			**3,333**	**49.13%**	**6,784**	**0**	**0.00%**	**6,784**
District Total					**15,760**	**53.06%**			**13,944**	**46.94%**	**29,704**	**0**	**0.00%**	**29,704**

*** Indicates the winner**

73 - Electoral District of Rockhampton

First Preference Votes Polled for each Candidate at each Polling Booth

Booth No.	Polling Booth	RODGERS Douglas LNP Votes	%	* O'ROURKE Barry ALP Votes	%	STRELOW Margaret Votes	%	ROTHERY Wade ONP Votes	%	GIAMARELOS Kate GRN Votes	%	Total Formal Votes	Informal Votes	%	Total Votes	% of Total Votes
1	Allenstown	216	17.09%	368	29.11%	350	27.69%	238	18.83%	92	7.28%	1,264	55	4.17%	1,319	4.14%
2	Berserker Street	184	12.82%	526	36.66%	312	21.74%	317	22.09%	96	6.69%	1,435	74	4.90%	1,509	4.74%
3	Crescent Lagoon	138	17.90%	257	33.33%	195	25.29%	133	17.25%	48	6.23%	771	31	3.87%	802	2.52%
4	Dawson Road	327	32.22%	245	24.14%	230	22.66%	143	14.09%	70	6.90%	1,015	45	4.25%	1,060	3.33%
5	Depot Hill	53	12.53%	132	31.21%	125	29.55%	98	23.17%	15	3.55%	423	20	4.51%	443	1.39%
6	Emmaus	113	19.38%	203	34.82%	141	24.19%	92	15.78%	34	5.83%	583	18	3.00%	601	1.89%
7	Frenchville	72	20.40%	105	29.75%	79	22.38%	69	19.55%	28	7.93%	353	14	3.81%	367	1.15%
8	Glenmore	215	13.78%	558	35.77%	383	24.55%	329	21.09%	75	4.81%	1,560	75	4.59%	1,635	5.13%
9	Gracemere	414	17.26%	641	26.72%	582	24.26%	643	26.80%	119	4.96%	2,399	129	5.10%	2,528	7.94%
10	Gracemere East	202	20.00%	327	32.38%	212	20.99%	237	23.47%	32	3.17%	1,010	58	5.43%	1,068	3.35%
11	Lakes Creek	52	9.34%	198	35.55%	127	22.80%	150	26.93%	30	5.39%	557	20	3.47%	577	1.81%
12	Mount Archer	54	11.42%	156	32.98%	102	21.56%	119	25.16%	42	8.88%	473	31	6.15%	504	1.58%
13	Norman Road	25	17.01%	43	29.25%	39	26.53%	33	22.45%	7	4.76%	147	10	6.37%	157	0.49%
14	North Rockhampton	243	14.75%	540	32.79%	390	23.68%	336	20.40%	138	8.38%	1,647	84	4.85%	1,731	5.44%
15	Park Avenue	200	14.26%	512	36.49%	308	21.95%	288	20.53%	95	6.77%	1,403	72	4.88%	1,475	4.63%
16	Parkhurst	27	15.52%	48	27.59%	39	22.41%	45	25.86%	15	8.62%	174	5	2.79%	179	0.56%
17	Rockhampton High	292	17.54%	547	32.85%	383	23.00%	317	19.04%	126	7.57%	1,665	66	3.81%	1,731	5.44%
18	William Street	87	21.07%	124	30.02%	110	26.63%	56	13.56%	36	8.72%	413	21	4.84%	434	1.36%
19	Brisbane CBD All-Districts Centre	3	42.86%	4	57.14%	0	0.00%	0	0.00%	0	0.00%	7	1	12.50%	8	0.03%
20	Bundaberg All-Districts Centre	1	33.33%	1	33.33%	0	0.00%	1	33.33%	0	0.00%	3	0	0.00%	3	0.01%
21	Burleigh All-Districts Centre	0	0.00%	1	100.00%	0	0.00%	0	0.00%	0	0.00%	1	1	50.00%	2	0.01%
22	Cairns All-Districts Centre	0	0.00%	0	0.00%	0	0.00%	0	0.00%	0	0.00%	0	1	0.00%	1	0.00%
23	East Brisbane All-Districts Centre	2	66.67%	1	33.33%	0	0.00%	0	0.00%	0	0.00%	3	0	0.00%	3	0.01%
24	Hervey Bay All-Districts Centre	0	0.00%	0	0.00%	0	0.00%	0	0.00%	0	0.00%	0	0	0.00%	0	0.00%
25	Mackay All-Districts Centre	1	16.67%	1	16.67%	2	33.33%	1	16.67%	1	16.67%	6	0	0.00%	6	0.02%
26	Maroochydore All-Districts Centre	0	0.00%	0	0.00%	0	0.00%	0	0.00%	0	0.00%	0	0	0.00%	0	0.00%
27	Morayfield All-Districts Centre	0	0.00%	0	0.00%	0	0.00%	1	100.00%	0	0.00%	1	0	0.00%	1	0.00%
28	Noosa All-Districts Centre	0	0.00%	0	0.00%	0	0.00%	0	0.00%	0	0.00%	0	0	0.00%	0	0.00%
29	Oodgeroo All-Districts Centre	0	0.00%	0	0.00%	0	0.00%	0	0.00%	0	0.00%	0	0	0.00%	0	0.00%
30	Redcliffe All-Districts Centre	0	0.00%	0	0.00%	0	0.00%	0	0.00%	0	0.00%	0	0	0.00%	0	0.00%
31	Southport All-Districts Centre	0	0.00%	0	0.00%	0	0.00%	1	100.00%	0	0.00%	1	0	0.00%	1	0.00%
32	Telephone Voting	0	0.00%	0	0.00%	1	100.00%	0	0.00%	0	0.00%	1	0	0.00%	1	0.00%
33	Townsville All-Districts Centre	0	0.00%	0	0.00%	0	0.00%	0	0.00%	0	0.00%	0	0	0.00%	0	0.00%
34	Vulture Street All-Districts Centre	0	0.00%	0	0.00%	0	0.00%	0	0.00%	0	0.00%	0	0	0.00%	0	0.00%
35	Woolloongabba All-Districts Centre	0	0.00%	2	50.00%	0	0.00%	0	0.00%	2	50.00%	4	0	0.00%	4	0.01%
36	Brisbane CBD All-Districts Centre Pre-Poll	5	16.13%	12	38.71%	7	22.58%	2	6.45%	5	16.13%	31	2	6.06%	33	0.10%
37	Bundaberg All-Districts Centre Pre-Poll	1	6.25%	8	50.00%	3	18.75%	4	25.00%	0	0.00%	16	1	5.88%	17	0.05%
38	Burleigh All-Districts Centre Pre-Poll	0	0.00%	1	14.29%	3	42.86%	3	42.86%	0	0.00%	7	1	12.50%	8	0.03%
39	Cairns All-Districts Centre Pre-Poll	2	25.00%	4	50.00%	2	25.00%	0	0.00%	0	0.00%	8	0	0.00%	8	0.03%
40	Electoral Visit	82	26.03%	111	35.24%	89	28.25%	30	9.52%	3	0.95%	315	18	5.41%	333	1.05%
41	Hervey Bay All-Districts Centre Pre-poll	2	33.33%	2	33.33%	0	0.00%	2	33.33%	0	0.00%	6	0	0.00%	6	0.02%
42	Mackay All-Districts Centre Pre-Poll	0	0.00%	5	31.25%	1	6.25%	9	56.25%	1	6.25%	16	1	5.88%	17	0.05%
43	Maroochydore All-Districts Centre Pre-Poll	2	16.67%	4	33.33%	5	41.67%	0	0.00%	1	8.33%	12	0	0.00%	12	0.04%
44	Morayfield All-Districts Centre Pre-poll	0	0.00%	1	33.33%	2	66.67%	0	0.00%	0	0.00%	3	0	0.00%	3	0.01%
45	Noosa All-Districts Centre Pre-Poll	0	0.00%	0	0.00%	0	0.00%	0	0.00%	0	0.00%	0	0	0.00%	0	0.00%
46	Oodgeroo All-Districts Centre Pre-Poll	0	0.00%	0	0.00%	0	0.00%	1	100.00%	0	0.00%	1	0	0.00%	1	0.00%
47	Redcliffe All-Districts Centre Pre-Poll	0	0.00%	0	0.00%	0	0.00%	0	0.00%	1	100.00%	1	0	0.00%	1	0.00%
48	Southport All-Districts Centre Pre-Poll	1	25.00%	2	50.00%	0	0.00%	1	25.00%	0	0.00%	4	1	20.00%	5	0.02%
49	Telephone Voting - Pre-poll	3	42.86%	1	14.29%	3	42.86%	0	0.00%	0	0.00%	7	1	12.50%	8	0.03%
50	Townsville All-Districts Centre Pre-Poll	2	18.18%	5	45.45%	2	18.18%	2	18.18%	0	0.00%	11	1	8.33%	12	0.04%
51	eAssist - Coorparoo Pre-Poll	0	0.00%	0	0.00%	0	0.00%	0	0.00%	0	0.00%	0	0	0.00%	0	0.00%
52	Returning Officer Rockhampton Pre-Poll	1,821	18.88%	3,028	31.39%	2,278	23.62%	2,121	21.99%	397	4.12%	9,645	344	3.44%	9,989	31.36%
53	Returning Officer Algester Pre-Poll	0	0.00%	0	0.00%	0	0.00%	0	0.00%	0	0.00%	0	0	0.00%	0	0.00%
54	Returning Officer Aspley Pre-Poll	1	50.00%	0	0.00%	1	50.00%	0	0.00%	0	0.00%	2	0	0.00%	2	0.01%
55	Returning Officer Bancroft Pre-Poll	1	50.00%	1	50.00%	0	0.00%	0	0.00%	0	0.00%	2	0	0.00%	2	0.01%
56	Returning Officer Barron River Pre-Poll	0	0.00%	0	0.00%	0	0.00%	0	0.00%	0	0.00%	0	0	0.00%	0	0.00%
57	Returning Officer Bonney Pre-Poll	0	0.00%	0	0.00%	0	0.00%	0	0.00%	0	0.00%	0	0	0.00%	0	0.00%
58	Returning Officer Broadwater Pre-Poll	0	0.00%	0	0.00%	0	0.00%	0	0.00%	0	0.00%	0	0	0.00%	0	0.00%
59	Returning Officer Buderim Pre-Poll	0	0.00%	2	66.67%	1	33.33%	0	0.00%	0	0.00%	3	0	0.00%	3	0.01%
60	Returning Officer Bulimba Pre-Poll	0	0.00%	0	0.00%	1	100.00%	0	0.00%	0	0.00%	1	1	50.00%	2	0.01%
61	Returning Officer Bundaberg Pre-Poll	0	0.00%	0	0.00%	0	0.00%	0	0.00%	0	0.00%	0	0	0.00%	0	0.00%
62	Returning Officer Bundamba Pre-Poll	1	33.33%	1	33.33%	1	33.33%	0	0.00%	0	0.00%	3	0	0.00%	3	0.01%
63	Returning Officer Burdekin Pre-Poll	0	0.00%	0	0.00%	0	0.00%	0	0.00%	0	0.00%	0	0	0.00%	0	0.00%
64	Returning Officer Burleigh Pre-Poll	0	0.00%	0	0.00%	0	0.00%	0	0.00%	0	0.00%	0	0	0.00%	0	0.00%
65	Returning Officer Burnett Pre-Poll	0	0.00%	0	0.00%	0	0.00%	0	0.00%	0	0.00%	0	0	0.00%	0	0.00%
66	Returning Officer Cairns Pre-Poll	0	0.00%	0	0.00%	0	0.00%	0	0.00%	0	0.00%	0	0	0.00%	0	0.00%
67	Returning Officer Callide Pre-Poll	0	0.00%	0	0.00%	0	0.00%	0	0.00%	0	0.00%	0	0	0.00%	0	0.00%
68	Returning Officer Caloundra Pre-Poll	0	0.00%	0	0.00%	0	0.00%	1	100.00%	0	0.00%	1	0	0.00%	1	0.00%
69	Returning Officer Capalaba Pre-Poll	1	50.00%	0	0.00%	0	0.00%	1	50.00%	0	0.00%	2	1	33.33%	3	0.01%
70	Returning Officer Chatsworth Pre-Poll	0	0.00%	1	100.00%	0	0.00%	0	0.00%	0	0.00%	1	0	0.00%	1	0.00%

71	Returning Officer Clayfield Pre-Poll	0	0.00%	0	0.00%	0	0.00%	1	100.00%	0	0.00%	1	0	0.00%	1	0.00%
72	Returning Officer Condamine Pre-Poll	0	0.00%	0	0.00%	0	0.00%	1	100.00%	0	0.00%	1	0	0.00%	1	0.00%
73	Returning Officer Cook Pre-Poll	0	0.00%	0	0.00%	0	0.00%	0	0.00%	0	0.00%	0	0	0.00%	0	0.00%
74	Returning Officer Coomera Pre-Poll	1	100.00%	0	0.00%	0	0.00%	0	0.00%	0	0.00%	1	0	0.00%	1	0.00%
75	Returning Officer Cooper Pre-Poll	0	0.00%	1	100.00%	0	0.00%	0	0.00%	0	0.00%	1	0	0.00%	1	0.00%
76	Returning Officer Currumbin Pre-Poll	0	0.00%	1	50.00%	1	50.00%	0	0.00%	0	0.00%	2	0	0.00%	2	0.01%
77	Returning Officer Everton Pre-Poll	0	0.00%	0	0.00%	0	0.00%	0	0.00%	0	0.00%	0	0	0.00%	0	0.00%
78	Returning Officer Ferny Grove Pre-Poll	1	50.00%	1	50.00%	0	0.00%	0	0.00%	0	0.00%	2	0	0.00%	2	0.01%
79	Returning Officer Gaven Pre-Poll	0	0.00%	1	100.00%	0	0.00%	0	0.00%	0	0.00%	1	0	0.00%	1	0.00%
80	Returning Officer Gladstone Pre-Poll	1	5.00%	7	35.00%	6	30.00%	5	25.00%	1	5.00%	20	5	20.00%	25	0.08%
81	Returning Officer Glass House Pre-Poll	0	0.00%	0	0.00%	1	100.00%	0	0.00%	0	0.00%	1	0	0.00%	1	0.00%
82	Returning Officer Greenslopes Pre-Poll	2	33.33%	1	16.67%	0	0.00%	2	33.33%	1	16.67%	6	0	0.00%	6	0.02%
83	Returning Officer Gregory Pre-Poll	0	0.00%	0	0.00%	0	0.00%	0	0.00%	0	0.00%	0	0	0.00%	0	0.00%
84	Returning Officer Gympie Pre-Poll	0	0.00%	1	33.33%	2	66.67%	0	0.00%	0	0.00%	3	0	0.00%	3	0.01%
85	Returning Officer Hervey Bay Pre-Poll	0	0.00%	0	0.00%	0	0.00%	0	0.00%	0	0.00%	0	0	0.00%	0	0.00%
86	Returning Officer Hill Pre-Poll	0	0.00%	0	0.00%	0	0.00%	0	0.00%	0	0.00%	0	0	0.00%	0	0.00%
87	Returning Officer Hinchinbrook Pre-Poll	0	0.00%	0	0.00%	0	0.00%	3	100.00%	0	0.00%	3	0	0.00%	3	0.01%
88	Returning Officer Inala Pre-Poll	0	0.00%	0	0.00%	1	100.00%	0	0.00%	0	0.00%	1	0	0.00%	1	0.00%
89	Returning Officer Ipswich Pre-Poll	1	20.00%	2	40.00%	0	0.00%	1	20.00%	1	20.00%	5	0	0.00%	5	0.02%
90	Returning Officer Ipswich West Pre-Poll	0	0.00%	0	0.00%	0	0.00%	0	0.00%	0	0.00%	0	0	0.00%	0	0.00%
91	Returning Officer Jordan Pre-Poll	0	0.00%	1	100.00%	0	0.00%	0	0.00%	0	0.00%	1	0	0.00%	1	0.00%
92	Returning Officer Kawana Pre-Poll	0	0.00%	1	100.00%	0	0.00%	0	0.00%	0	0.00%	1	0	0.00%	1	0.00%
93	Returning Officer Keppel Pre-Poll	19	25.68%	17	22.97%	9	12.16%	22	29.73%	7	9.46%	74	1	1.33%	75	0.24%
94	Returning Officer Kurwongbah Pre-Poll	1	25.00%	1	25.00%	2	50.00%	0	0.00%	0	0.00%	4	1	20.00%	5	0.02%
95	Returning Officer Lockyer Pre-Poll	2	100.00%	0	0.00%	0	0.00%	0	0.00%	0	0.00%	2	0	0.00%	2	0.01%
96	Returning Officer Logan Pre-Poll	0	0.00%	0	0.00%	0	0.00%	0	0.00%	0	0.00%	0	0	0.00%	0	0.00%
97	Returning Officer Lytton Pre-Poll	0	0.00%	0	0.00%	0	0.00%	0	0.00%	0	0.00%	0	0	0.00%	0	0.00%
98	Returning Officer Macalister Pre-Poll	0	0.00%	0	0.00%	0	0.00%	0	0.00%	0	0.00%	0	0	0.00%	0	0.00%
99	Returning Officer Mackay Pre-Poll	0	0.00%	0	0.00%	0	0.00%	0	0.00%	0	0.00%	0	0	0.00%	0	0.00%
100	Returning Officer Maiwar Pre-Poll	0	0.00%	1	100.00%	0	0.00%	0	0.00%	0	0.00%	1	0	0.00%	1	0.00%
101	Returning Officer Mansfield Pre-Poll	0	0.00%	0	0.00%	0	0.00%	0	0.00%	0	0.00%	0	0	0.00%	0	0.00%
102	Returning Officer Maroochydore Pre-Poll	0	0.00%	0	0.00%	0	0.00%	0	0.00%	0	0.00%	0	0	0.00%	0	0.00%
103	Returning Officer Maryborough Pre-Poll	0	0.00%	1	50.00%	1	50.00%	0	0.00%	0	0.00%	2	0	0.00%	2	0.01%
104	Returning Officer Mcconnel Pre-Poll	1	25.00%	2	50.00%	1	25.00%	0	0.00%	0	0.00%	4	1	20.00%	5	0.02%
105	Returning Officer Mermaid Beach Pre-Poll	0	0.00%	0	0.00%	0	0.00%	0	0.00%	0	0.00%	0	0	0.00%	0	0.00%
106	Returning Officer Miller Pre-Poll	0	0.00%	0	0.00%	0	0.00%	0	0.00%	0	0.00%	0	0	0.00%	0	0.00%
107	Returning Officer Mirani Pre-Poll	4	22.22%	5	27.78%	5	27.78%	3	16.67%	1	5.56%	18	2	10.00%	20	0.06%
108	Returning Officer Moggill Pre-Poll	0	0.00%	0	0.00%	1	100.00%	0	0.00%	0	0.00%	1	0	0.00%	1	0.00%
109	Returning Officer Morayfield Pre-Poll	0	0.00%	0	0.00%	0	0.00%	0	0.00%	0	0.00%	0	0	0.00%	0	0.00%
110	Returning Officer Mount Ommaney Pre-Poll	0	0.00%	0	0.00%	0	0.00%	0	0.00%	0	0.00%	0	0	0.00%	0	0.00%
111	Returning Officer Mudgeeraba Pre-Poll	0	0.00%	0	0.00%	0	0.00%	0	0.00%	0	0.00%	0	0	0.00%	0	0.00%
112	Returning Officer Mulgrave Pre-Poll	0	0.00%	0	0.00%	0	0.00%	0	0.00%	0	0.00%	0	0	0.00%	0	0.00%
113	Returning Officer Mundingburra Pre-Poll	0	0.00%	0	0.00%	0	0.00%	0	0.00%	0	0.00%	0	0	0.00%	0	0.00%
114	Returning Officer Murrumba Pre-Poll	0	0.00%	1	50.00%	1	50.00%	0	0.00%	0	0.00%	2	0	0.00%	2	0.01%
115	Returning Officer Nanango Pre-Poll	0	0.00%	0	0.00%	0	0.00%	0	0.00%	0	0.00%	0	0	0.00%	0	0.00%
116	Returning Officer Nicklin Pre-Poll	0	0.00%	1	100.00%	0	0.00%	0	0.00%	0	0.00%	1	1	50.00%	2	0.01%
117	Returning Officer Ninderry Pre-Poll	0	0.00%	0	0.00%	0	0.00%	0	0.00%	0	0.00%	0	0	0.00%	0	0.00%
118	Returning Officer Noosa Pre-Poll	0	0.00%	0	0.00%	0	0.00%	0	0.00%	0	0.00%	0	0	0.00%	0	0.00%
119	Returning Officer Nudgee Pre-Poll	0	0.00%	0	0.00%	0	0.00%	0	0.00%	0	0.00%	0	1	0.00%	1	0.00%
120	Returning Officer Oodgeroo Pre-Poll	0	0.00%	0	0.00%	0	0.00%	0	0.00%	0	0.00%	0	0	0.00%	0	0.00%
121	Returning Officer Pine Rivers Pre-Poll	0	0.00%	0	0.00%	0	0.00%	1	100.00%	0	0.00%	1	0	0.00%	1	0.00%
122	Returning Officer Pumicestone Pre-Poll	0	0.00%	1	100.00%	0	0.00%	0	0.00%	0	0.00%	1	0	0.00%	1	0.00%
123	Returning Officer Redcliffe Pre-Poll	0	0.00%	0	0.00%	0	0.00%	0	0.00%	0	0.00%	0	0	0.00%	0	0.00%
124	Returning Officer Redlands Pre-Poll	1	50.00%	1	50.00%	0	0.00%	0	0.00%	0	0.00%	2	0	0.00%	2	0.01%
125	Returning Officer Sandgate Pre-Poll	0	0.00%	0	0.00%	0	0.00%	0	0.00%	0	0.00%	0	0	0.00%	0	0.00%
126	Returning Officer Scenic Rim Pre-Poll	1	33.33%	0	0.00%	1	33.33%	0	0.00%	1	33.33%	3	0	0.00%	3	0.01%
127	Returning Officer South Brisbane Pre-Poll	0	0.00%	0	0.00%	0	0.00%	0	0.00%	0	0.00%	0	0	0.00%	0	0.00%
128	Returning Officer Southern Downs Pre-Poll	1	50.00%	0	0.00%	1	50.00%	0	0.00%	0	0.00%	2	0	0.00%	2	0.01%
129	Returning Officer Southport Pre-Poll	0	0.00%	0	0.00%	0	0.00%	0	0.00%	0	0.00%	0	0	0.00%	0	0.00%
130	Returning Officer Springwood Pre-Poll	1	20.00%	1	20.00%	1	20.00%	2	40.00%	0	0.00%	5	0	0.00%	5	0.02%
131	Returning Officer Stafford Pre-Poll	0	0.00%	2	100.00%	0	0.00%	0	0.00%	0	0.00%	2	0	0.00%	2	0.01%
132	Returning Officer Stretton Pre-Poll	0	0.00%	0	0.00%	2	100.00%	0	0.00%	0	0.00%	2	0	0.00%	2	0.01%
133	Returning Officer Surfers Paradise Pre-Poll	0	0.00%	1	33.33%	0	0.00%	2	66.67%	0	0.00%	3	0	0.00%	3	0.01%
134	Returning Officer Theodore Pre-Poll	0	0.00%	0	0.00%	0	0.00%	0	0.00%	0	0.00%	0	0	0.00%	0	0.00%
135	Returning Officer Thuringowa Pre-Poll	0	0.00%	0	0.00%	0	0.00%	0	0.00%	0	0.00%	0	0	0.00%	0	0.00%
136	Returning Officer Toohey Pre-Poll	0	0.00%	0	0.00%	0	0.00%	0	0.00%	0	0.00%	0	0	0.00%	0	0.00%
137	Returning Officer Toowoomba North Pre-Poll	1	50.00%	0	0.00%	0	0.00%	1	50.00%	0	0.00%	2	0	0.00%	2	0.01%
138	Returning Officer Toowoomba South Pre-Poll	0	0.00%	0	0.00%	1	25.00%	3	75.00%	0	0.00%	4	0	0.00%	4	0.01%
139	Returning Officer Townsville Pre-Poll	0	0.00%	0	0.00%	0	0.00%	0	0.00%	0	0.00%	0	0	0.00%	0	0.00%
140	Returning Officer Traeger Pre-Poll	0	0.00%	1	33.33%	1	33.33%	1	33.33%	0	0.00%	3	0	0.00%	3	0.01%
141	Returning Officer Warrego Pre-Poll	1	100.00%	0	0.00%	0	0.00%	0	0.00%	0	0.00%	1	1	50.00%	2	0.01%
142	Returning Officer Waterford Pre-Poll	0	0.00%	0	0.00%	0	0.00%	0	0.00%	0	0.00%	0	0	0.00%	0	0.00%
143	Returning Officer Whitsunday Pre-Poll	0	0.00%	1	33.33%	2	66.67%	0	0.00%	0	0.00%	3	0	0.00%	3	0.01%
144	Returning Officer Woodridge Pre-Poll	0	0.00%	1	100.00%	0	0.00%	0	0.00%	0	0.00%	1	0	0.00%	1	0.00%
	Polling Booth Totals	**4,885**	**17.69%**	**8,784**	**31.81%**	**6,549**	**23.72%**	**5,872**	**21.27%**	**1,521**	**5.51%**	**27,611**	**1,216**	**4.22%**	**28,827**	**90.51%**
	Postal, Special Postal, Unenrolled Votes	326	18.90%	583	33.80%	407	23.59%	336	19.48%	73	4.23%	1,725	99	5.43%	1,824	5.73%
	Pre-Poll (In Person) Absent Votes	26	19.70%	36	27.27%	30	22.73%	37	28.03%	3	2.27%	132	3	2.22%	135	0.42%
	Polling Day Absent Votes	194	19.60%	264	26.67%	182	18.38%	275	27.78%	75	7.58%	990	43	4.16%	1,033	3.24%

Declared Institution Votes	11	39.29%	8	28.57%	6	21.43%	1	3.57%	2	7.14%	28	1	3.45%	29	0.09%
Polling Day Declaration Votes	0	0.00%	0	0.00%	0	0.00%	0	0.00%	0	0.00%	0	0	0.00%	0	0.00%
Uncertain Identity	0	0.00%	0	0.00%	0	0.00%	0	0.00%	0	0.00%	0	0	0.00%	0	0.00%
Declaration and Pre-Poll Votes Totals	**557**	**19.37%**	**891**	**30.99%**	**625**	**21.74%**	**649**	**22.57%**	**153**	**5.32%**	**2,875**	**146**	**4.83%**	**3,021**	**9.49%**
Total First Preference Votes	**5,442**	**17.85%**	**9,675**	**31.74%**	**7,174**	**23.53%**	**6,521**	**21.39%**	**1,674**	**5.49%**	**30,486**	**1,362**	**4.28%**	**31,848**	**100.00%**

Distribution of Preferences

	RODGERS Douglas		* O'ROURKE Barry		STRELOW Margaret		ROTHERY Wade		GIAMARELOS Kate		Votes remaining in count	Exhausted		Total Formal Votes
Preference Distribution	**Votes**	**%**	**Votes**	**%**	**Votes**	**%**	**Votes**	**%**	**Votes**	**%**		**Votes**	**%**	
First Preference Votes	5,442	17.85%	9,675	31.74%	7,174	23.53%	6,521	21.39%	1,674	5.49%	30,486			30,486
GIAMARELOS Excluded (1st)	**195**	**11.65%**	**740**	**44.21%**	**443**	**26.46%**	**296**	**17.68%**			**1,674**	**0**	**0.00%**	**1,674**
Total	5,637	18.49%	10,415	34.16%	7,617	24.99%	6,817	22.36%			30,486	0	0.00%	30,486
RODGERS Excluded (2nd)			**1,027**	**18.22%**	**1,534**	**27.21%**	**3,076**	**54.57%**			**5,637**	**0**	**0.00%**	**5,637**
Total			11,442	37.53%	9,151	30.02%	9,893	32.45%			30,486	0	0.00%	30,486
STRELOW Excluded (3rd)			**5,383**	**58.82%**			**3,768**	**41.18%**			**9,151**	**0**	**0.00%**	**9,151**
District Total			**16,825**	**55.19%**			**13,661**	**44.81%**			**30,486**	**0**	**0.00%**	**30,486**

*** Indicates the winner**

74 - Electoral District of Sandgate

First Preference Votes Polled for each Candidate at each Polling Booth

Booth No.	Polling Booth	* HINCHLIFFE Stirling ALP Votes	%	LE ROY Miree GRN Votes	%	VAN DER HOEK Jessie LNP Votes	%	STEPHEN Matthew ONP Votes	%	Total Formal Votes	Informal Votes	%	Total Votes	% of Total Votes
1	Bald Hills	209	50.61%	41	9.93%	87	21.07%	76	18.40%	413	30	6.77%	443	1.36%
2	Boondall	372	53.84%	76	11.00%	155	22.43%	88	12.74%	691	34	4.69%	725	2.22%
3	Bracken Ridge	1,337	50.97%	256	9.76%	604	23.03%	426	16.24%	2,623	79	2.92%	2,702	8.29%
4	Bracken Ridge Central	815	49.27%	157	9.49%	415	25.09%	267	16.14%	1,654	52	3.05%	1,706	5.23%
5	Bracken Ridge West	1,241	49.66%	291	11.64%	588	23.53%	379	15.17%	2,499	150	5.66%	2,649	8.12%
6	Brighton	766	45.11%	287	16.90%	384	22.61%	261	15.37%	1,698	60	3.41%	1,758	5.39%
7	Brighton South	778	49.27%	248	15.71%	328	20.77%	225	14.25%	1,579	54	3.31%	1,633	5.01%
8	Deagon	354	50.79%	98	14.06%	124	17.79%	121	17.36%	697	23	3.19%	720	2.21%
9	Fitzgibbon	1,227	58.99%	292	14.04%	364	17.50%	197	9.47%	2,080	65	3.03%	2,145	6.58%
10	Sandgate	776	43.33%	367	20.49%	409	22.84%	239	13.34%	1,791	58	3.14%	1,849	5.67%
11	Shorncliffe	459	47.32%	208	21.44%	219	22.58%	84	8.66%	970	22	2.22%	992	3.04%
12	Taigum	1,001	52.80%	221	11.66%	419	22.10%	255	13.45%	1,896	78	3.95%	1,974	6.05%
13	Brisbane CBD All-Districts Centre	14	38.89%	10	27.78%	8	22.22%	4	11.11%	36	1	2.70%	37	0.11%
14	Bundaberg All-Districts Centre	0	0.00%	0	0.00%	0	0.00%	0	0.00%	0	0	0.00%	0	0.00%
15	Burleigh All-Districts Centre	1	50.00%	1	50.00%	0	0.00%	0	0.00%	2	0	0.00%	2	0.01%
16	Cairns All-Districts Centre	1	50.00%	1	50.00%	0	0.00%	0	0.00%	2	0	0.00%	2	0.01%
17	East Brisbane All-Districts Centre	0	0.00%	0	0.00%	0	0.00%	0	0.00%	0	0	0.00%	0	0.00%
18	Hervey Bay All-Districts Centre	0	0.00%	0	0.00%	0	0.00%	0	0.00%	0	0	0.00%	0	0.00%
19	Mackay All-Districts Centre	0	0.00%	0	0.00%	0	0.00%	0	0.00%	0	0	0.00%	0	0.00%
20	Maroochydore All-Districts Centre	1	25.00%	1	25.00%	2	50.00%	0	0.00%	4	0	0.00%	4	0.01%
21	Morayfield All-Districts Centre	1	33.33%	0	0.00%	2	66.67%	0	0.00%	3	1	25.00%	4	0.01%
22	Noosa All-Districts Centre	3	100.00%	0	0.00%	0	0.00%	0	0.00%	3	0	0.00%	3	0.01%
23	Oodgeroo All-Districts Centre	0	0.00%	0	0.00%	0	0.00%	0	0.00%	0	0	0.00%	0	0.00%
24	Redcliffe All-Districts Centre	4	80.00%	0	0.00%	0	0.00%	1	20.00%	5	0	0.00%	5	0.02%
25	Southport All-Districts Centre	0	0.00%	0	0.00%	0	0.00%	0	0.00%	0	0	0.00%	0	0.00%
26	Telephone Voting	1	50.00%	0	0.00%	0	0.00%	1	50.00%	2	0	0.00%	2	0.01%
27	Townsville All-Districts Centre	0	0.00%	0	0.00%	0	0.00%	0	0.00%	0	0	0.00%	0	0.00%
28	Vulture Street All-Districts Centre	0	0.00%	0	0.00%	0	0.00%	0	0.00%	0	0	0.00%	0	0.00%
29	Woolloongabba All-Districts Centre	0	0.00%	0	0.00%	0	0.00%	0	0.00%	0	0	0.00%	0	0.00%
30	Brisbane CBD All-Districts Centre Pre-Poll	308	52.20%	98	16.61%	134	22.71%	50	8.47%	590	9	1.50%	599	1.84%
31	Bundaberg All-Districts Centre Pre-Poll	1	25.00%	0	0.00%	1	25.00%	2	50.00%	4	0	0.00%	4	0.01%
32	Burleigh All-Districts Centre Pre-Poll	1	50.00%	1	50.00%	0	0.00%	0	0.00%	2	0	0.00%	2	0.01%
33	Cairns All-Districts Centre Pre-Poll	1	16.67%	1	16.67%	2	33.33%	2	33.33%	6	0	0.00%	6	0.02%
34	Electoral Visit	77	55.40%	5	3.60%	49	35.25%	8	5.76%	139	6	4.14%	145	0.44%
35	Hervey Bay All-Districts Centre Pre-poll	2	40.00%	0	0.00%	3	60.00%	0	0.00%	5	0	0.00%	5	0.02%
36	Mackay All-Districts Centre Pre-Poll	1	33.33%	0	0.00%	1	33.33%	1	33.33%	3	0	0.00%	3	0.01%
37	Maroochydore All-Districts Centre Pre-Poll	5	45.45%	2	18.18%	4	36.36%	0	0.00%	11	0	0.00%	11	0.03%
38	Morayfield All-Districts Centre Pre-poll	12	38.71%	5	16.13%	7	22.58%	7	22.58%	31	3	8.82%	34	0.10%
39	Noosa All-Districts Centre Pre-Poll	2	40.00%	1	20.00%	2	40.00%	0	0.00%	5	0	0.00%	5	0.02%
40	Oodgeroo All-Districts Centre Pre-Poll	2	66.67%	0	0.00%	1	33.33%	0	0.00%	3	0	0.00%	3	0.01%
41	Redcliffe All-Districts Centre Pre-Poll	95	43.78%	37	17.05%	48	22.12%	37	17.05%	217	8	3.56%	225	0.69%
42	Southport All-Districts Centre Pre-Poll	2	33.33%	0	0.00%	4	66.67%	0	0.00%	6	0	0.00%	6	0.02%
43	Telephone Voting - Pre-poll	4	40.00%	2	20.00%	0	0.00%	4	40.00%	10	0	0.00%	10	0.03%
44	Townsville All-Districts Centre Pre-Poll	4	57.14%	1	14.29%	2	28.57%	0	0.00%	7	0	0.00%	7	0.02%
45	eAssist - Coorparoo Pre-Poll	0	0.00%	0	0.00%	0	0.00%	1	100.00%	1	2	66.67%	3	0.01%
46	Returning Officer Sandgate Pre-Poll	3,462	47.07%	732	9.95%	1,895	25.76%	1,266	17.21%	7,355	206	2.72%	7,561	23.19%
47	Returning Officer Algester Pre-Poll	0	0.00%	0	0.00%	0	0.00%	0	0.00%	0	0	0.00%	0	0.00%
48	Returning Officer Aspley Pre-Poll	116	46.03%	17	6.75%	64	25.40%	55	21.83%	252	10	3.82%	262	0.80%
49	Returning Officer Bancroft Pre-Poll	3	75.00%	0	0.00%	1	25.00%	0	0.00%	4	0	0.00%	4	0.01%
50	Returning Officer Barron River Pre-Poll	1	100.00%	0	0.00%	0	0.00%	0	0.00%	1	0	0.00%	1	0.00%
51	Returning Officer Bonney Pre-Poll	0	0.00%	0	0.00%	0	0.00%	0	0.00%	0	0	0.00%	0	0.00%
52	Returning Officer Broadwater Pre-Poll	0	0.00%	0	0.00%	0	0.00%	0	0.00%	0	0	0.00%	0	0.00%
53	Returning Officer Buderim Pre-Poll	2	66.67%	1	33.33%	0	0.00%	0	0.00%	3	0	0.00%	3	0.01%
54	Returning Officer Bulimba Pre-Poll	2	28.57%	0	0.00%	3	42.86%	2	28.57%	7	1	12.50%	8	0.02%
55	Returning Officer Bundaberg Pre-Poll	0	0.00%	0	0.00%	0	0.00%	0	0.00%	0	0	0.00%	0	0.00%
56	Returning Officer Bundamba Pre-Poll	0	0.00%	0	0.00%	0	0.00%	0	0.00%	0	0	0.00%	0	0.00%
57	Returning Officer Burdekin Pre-Poll	0	0.00%	0	0.00%	0	0.00%	0	0.00%	0	0	0.00%	0	0.00%
58	Returning Officer Burleigh Pre-Poll	0	0.00%	0	0.00%	0	0.00%	0	0.00%	0	0	0.00%	0	0.00%
59	Returning Officer Burnett Pre-Poll	0	0.00%	0	0.00%	0	0.00%	0	0.00%	0	0	0.00%	0	0.00%
60	Returning Officer Cairns Pre-Poll	0	0.00%	0	0.00%	0	0.00%	0	0.00%	0	0	0.00%	0	0.00%
61	Returning Officer Callide Pre-Poll	0	0.00%	0	0.00%	0	0.00%	0	0.00%	0	0	0.00%	0	0.00%
62	Returning Officer Caloundra Pre-Poll	2	22.22%	3	33.33%	2	22.22%	2	22.22%	9	1	10.00%	10	0.03%

63	Returning Officer Capalaba Pre-Poll	0	0.00%	1	50.00%	0	0.00%	1	50.00%	2	0	0.00%	2	0.01%
64	Returning Officer Chatsworth Pre-Poll	0	0.00%	0	0.00%	0	0.00%	0	0.00%	0	0	0.00%	0	0.00%
65	Returning Officer Clayfield Pre-Poll	14	42.42%	6	18.18%	9	27.27%	4	12.12%	33	0	0.00%	33	0.10%
66	Returning Officer Condamine Pre-Poll	0	0.00%	0	0.00%	0	0.00%	0	0.00%	0	0	0.00%	0	0.00%
67	Returning Officer Cook Pre-Poll	0	0.00%	0	0.00%	0	0.00%	0	0.00%	0	0	0.00%	0	0.00%
68	Returning Officer Coomera Pre-Poll	0	0.00%	0	0.00%	0	0.00%	0	0.00%	0	0	0.00%	0	0.00%
69	Returning Officer Cooper Pre-Poll	2	40.00%	0	0.00%	2	40.00%	1	20.00%	5	0	0.00%	5	0.02%
70	Returning Officer Currumbin Pre-Poll	2	100.00%	0	0.00%	0	0.00%	0	0.00%	2	0	0.00%	2	0.01%
71	Returning Officer Everton Pre-Poll	3	37.50%	2	25.00%	1	12.50%	2	25.00%	8	0	0.00%	8	0.02%
72	Returning Officer Ferny Grove Pre-Poll	2	66.67%	0	0.00%	1	33.33%	0	0.00%	3	0	0.00%	3	0.01%
73	Returning Officer Gaven Pre-Poll	0	0.00%	0	0.00%	2	100.00%	0	0.00%	2	0	0.00%	2	0.01%
74	Returning Officer Gladstone Pre-Poll	2	66.67%	0	0.00%	0	0.00%	1	33.33%	3	0	0.00%	3	0.01%
75	Returning Officer Glass House Pre-Poll	0	0.00%	0	0.00%	0	0.00%	0	0.00%	0	0	0.00%	0	0.00%
76	Returning Officer Greenslopes Pre-Poll	2	66.67%	0	0.00%	1	33.33%	0	0.00%	3	0	0.00%	3	0.01%
77	Returning Officer Gregory Pre-Poll	0	0.00%	0	0.00%	0	0.00%	0	0.00%	0	0	0.00%	0	0.00%
78	Returning Officer Gympie Pre-Poll	2	40.00%	1	20.00%	1	20.00%	1	20.00%	5	0	0.00%	5	0.02%
79	Returning Officer Hervey Bay Pre-Poll	0	0.00%	0	0.00%	0	0.00%	0	0.00%	0	0	0.00%	0	0.00%
80	Returning Officer Hill Pre-Poll	1	100.00%	0	0.00%	0	0.00%	0	0.00%	1	0	0.00%	1	0.00%
81	Returning Officer Hinchinbrook Pre-Poll	0	0.00%	0	0.00%	0	0.00%	0	0.00%	0	0	0.00%	0	0.00%
82	Returning Officer Inala Pre-Poll	2	66.67%	0	0.00%	0	0.00%	1	33.33%	3	1	25.00%	4	0.01%
83	Returning Officer Ipswich Pre-Poll	3	50.00%	1	16.67%	0	0.00%	2	33.33%	6	0	0.00%	6	0.02%
84	Returning Officer Ipswich West Pre-Poll	0	0.00%	0	0.00%	0	0.00%	0	0.00%	0	0	0.00%	0	0.00%
85	Returning Officer Jordan Pre-Poll	1	50.00%	0	0.00%	1	50.00%	0	0.00%	2	0	0.00%	2	0.01%
86	Returning Officer Kawana Pre-Poll	1	100.00%	0	0.00%	0	0.00%	0	0.00%	1	0	0.00%	1	0.00%
87	Returning Officer Keppel Pre-Poll	4	100.00%	0	0.00%	0	0.00%	0	0.00%	4	0	0.00%	4	0.01%
88	Returning Officer Kurwongbah Pre-Poll	4	66.67%	1	16.67%	1	16.67%	0	0.00%	6	0	0.00%	6	0.02%
89	Returning Officer Lockyer Pre-Poll	2	50.00%	0	0.00%	0	0.00%	2	50.00%	4	0	0.00%	4	0.01%
90	Returning Officer Logan Pre-Poll	0	0.00%	0	0.00%	0	0.00%	0	0.00%	0	0	0.00%	0	0.00%
91	Returning Officer Lytton Pre-Poll	2	40.00%	0	0.00%	2	40.00%	1	20.00%	5	0	0.00%	5	0.02%
92	Returning Officer Macalister Pre-Poll	0	0.00%	0	0.00%	0	0.00%	0	0.00%	0	0	0.00%	0	0.00%
93	Returning Officer Mackay Pre-Poll	0	0.00%	0	0.00%	0	0.00%	0	0.00%	0	0	0.00%	0	0.00%
94	Returning Officer Maiwar Pre-Poll	0	0.00%	2	50.00%	0	0.00%	2	50.00%	4	0	0.00%	4	0.01%
95	Returning Officer Mansfield Pre-Poll	0	0.00%	1	50.00%	0	0.00%	1	50.00%	2	0	0.00%	2	0.01%
96	Returning Officer Maroochydore Pre-Poll	0	0.00%	0	0.00%	0	0.00%	0	0.00%	0	0	0.00%	0	0.00%
97	Returning Officer Maryborough Pre-Poll	1	33.33%	1	33.33%	1	33.33%	0	0.00%	3	0	0.00%	3	0.01%
98	Returning Officer Mcconnel Pre-Poll	8	53.33%	1	6.67%	3	20.00%	3	20.00%	15	0	0.00%	15	0.05%
99	Returning Officer Mermaid Beach Pre-Poll	0	0.00%	0	0.00%	0	0.00%	0	0.00%	0	0	0.00%	0	0.00%
100	Returning Officer Miller Pre-Poll	0	0.00%	0	0.00%	0	0.00%	1	100.00%	1	0	0.00%	1	0.00%
101	Returning Officer Mirani Pre-Poll	0	0.00%	0	0.00%	0	0.00%	0	0.00%	0	0	0.00%	0	0.00%
102	Returning Officer Moggill Pre-Poll	0	0.00%	0	0.00%	0	0.00%	0	0.00%	0	0	0.00%	0	0.00%
103	Returning Officer Morayfield Pre-Poll	0	0.00%	0	0.00%	0	0.00%	0	0.00%	0	0	0.00%	0	0.00%
104	Returning Officer Mount Ommaney Pre-Poll	0	0.00%	0	0.00%	0	0.00%	0	0.00%	0	0	0.00%	0	0.00%
105	Returning Officer Mudgeeraba Pre-Poll	0	0.00%	0	0.00%	0	0.00%	1	100.00%	1	0	0.00%	1	0.00%
106	Returning Officer Mulgrave Pre-Poll	1	100.00%	0	0.00%	0	0.00%	0	0.00%	1	0	0.00%	1	0.00%
107	Returning Officer Mundingburra Pre-Poll	0	0.00%	0	0.00%	0	0.00%	0	0.00%	0	0	0.00%	0	0.00%
108	Returning Officer Murrumba Pre-Poll	11	45.83%	4	16.67%	3	12.50%	6	25.00%	24	0	0.00%	24	0.07%
109	Returning Officer Nanango Pre-Poll	3	100.00%	0	0.00%	0	0.00%	0	0.00%	3	0	0.00%	3	0.01%
110	Returning Officer Nicklin Pre-Poll	0	0.00%	0	0.00%	0	0.00%	0	0.00%	0	0	0.00%	0	0.00%
111	Returning Officer Ninderry Pre-Poll	0	0.00%	0	0.00%	0	0.00%	0	0.00%	0	0	0.00%	0	0.00%
112	Returning Officer Noosa Pre-Poll	0	0.00%	0	0.00%	0	0.00%	0	0.00%	0	0	0.00%	0	0.00%
113	Returning Officer Nudgee Pre-Poll	17	47.22%	4	11.11%	4	11.11%	11	30.56%	36	4	10.00%	40	0.12%
114	Returning Officer Oodgeroo Pre-Poll	0	0.00%	0	0.00%	0	0.00%	0	0.00%	0	0	0.00%	0	0.00%
115	Returning Officer Pine Rivers Pre-Poll	77	45.03%	16	9.36%	35	20.47%	43	25.15%	171	3	1.72%	174	0.53%
116	Returning Officer Pumicestone Pre-Poll	1	25.00%	0	0.00%	0	0.00%	3	75.00%	4	1	20.00%	5	0.02%
117	Returning Officer Redcliffe Pre-Poll	0	0.00%	0	0.00%	0	0.00%	0	0.00%	0	0	0.00%	0	0.00%
118	Returning Officer Redlands Pre-Poll	0	0.00%	0	0.00%	0	0.00%	0	0.00%	0	0	0.00%	0	0.00%
119	Returning Officer Rockhampton Pre-Poll	0	0.00%	0	0.00%	1	100.00%	0	0.00%	1	0	0.00%	1	0.00%
120	Returning Officer Scenic Rim Pre-Poll	1	50.00%	0	0.00%	1	50.00%	0	0.00%	2	0	0.00%	2	0.01%
121	Returning Officer South Brisbane Pre-Poll	11	40.74%	11	40.74%	4	14.81%	1	3.70%	27	0	0.00%	27	0.08%
122	Returning Officer Southern Downs Pre-Poll	0	0.00%	0	0.00%	0	0.00%	0	0.00%	0	0	0.00%	0	0.00%
123	Returning Officer Southport Pre-Poll	0	0.00%	0	0.00%	0	0.00%	0	0.00%	0	0	0.00%	0	0.00%
124	Returning Officer Springwood Pre-Poll	1	33.33%	0	0.00%	1	33.33%	1	33.33%	3	0	0.00%	3	0.01%
125	Returning Officer Stafford Pre-Poll	19	57.58%	4	12.12%	5	15.15%	5	15.15%	33	1	2.94%	34	0.10%
126	Returning Officer Stretton Pre-Poll	0	0.00%	0	0.00%	0	0.00%	0	0.00%	0	0	0.00%	0	0.00%
127	Returning Officer Surfers Paradise Pre-Poll	1	100.00%	0	0.00%	0	0.00%	0	0.00%	1	0	0.00%	1	0.00%
128	Returning Officer Theodore Pre-Poll	1	100.00%	0	0.00%	0	0.00%	0	0.00%	1	0	0.00%	1	0.00%
129	Returning Officer Thuringowa Pre-Poll	0	0.00%	0	0.00%	0	0.00%	0	0.00%	0	0	0.00%	0	0.00%
130	Returning Officer Toohey Pre-Poll	0	0.00%	0	0.00%	0	0.00%	0	0.00%	0	0	0.00%	0	0.00%
131	Returning Officer Toowoomba North Pre-Poll	0	0.00%	0	0.00%	0	0.00%	0	0.00%	0	0	0.00%	0	0.00%
132	Returning Officer Toowoomba South Pre-Poll	0	0.00%	0	0.00%	2	100.00%	0	0.00%	2	0	0.00%	2	0.01%
133	Returning Officer Townsville Pre-Poll	0	0.00%	0	0.00%	0	0.00%	0	0.00%	0	0	0.00%	0	0.00%

134	Returning Officer Traeger Pre-Poll	0	0.00%	0	0.00%	0	0.00%	0	0.00%	0	0	0.00%	0	0.00%
135	Returning Officer Warrego Pre-Poll	0	0.00%	0	0.00%	0	0.00%	0	0.00%	0	0	0.00%	0	0.00%
136	Returning Officer Waterford Pre-Poll	0	0.00%	0	0.00%	0	0.00%	0	0.00%	0	0	0.00%	0	0.00%
137	Returning Officer Whitsunday Pre-Poll	1	100.00%	0	0.00%	0	0.00%	0	0.00%	1	0	0.00%	1	0.00%
138	Returning Officer Woodridge Pre-Poll	2	50.00%	0	0.00%	0	0.00%	2	50.00%	4	0	0.00%	4	0.01%
	Polling Booth Totals	**13,671**	**49.25%**	**3,517**	**12.67%**	**6,412**	**23.10%**	**4,157**	**14.98%**	**27,757**	**963**	**3.35%**	**28,720**	**88.08%**
	Postal, Special Postal, Unenrolled Votes	1,011	48.07%	213	10.13%	570	27.10%	309	14.69%	2,103	118	5.31%	2,221	6.81%
	Pre-Poll (In Person) Absent Votes	39	38.24%	14	13.73%	28	27.45%	21	20.59%	102	0	0.00%	102	0.31%
	Polling Day Absent Votes	703	49.26%	236	16.54%	280	19.62%	208	14.58%	1,427	66	4.42%	1,493	4.58%
	Declared Institution Votes	36	53.73%	5	7.46%	18	26.87%	8	11.94%	67	3	4.29%	70	0.21%
	Polling Day Declaration Votes	0	0.00%	0	0.00%	0	0.00%	0	0.00%	0	0	0.00%	0	0.00%
	Uncertain Identity	0	0.00%	0	0.00%	0	0.00%	0	0.00%	0	0	0.00%	0	0.00%
	Declaration and Pre-Poll Votes Totals	**1,789**	**48.36%**	**468**	**12.65%**	**896**	**24.22%**	**546**	**14.76%**	**3,699**	**187**	**4.81%**	**3,886**	**11.92%**
	Total First Preference Votes	**15,460**	**49.15%**	**3,985**	**12.67%**	**7,308**	**23.23%**	**4,703**	**14.95%**	**31,456**	**1,150**	**3.53%**	**32,606**	**100.00%**

Distribution of Preferences

Preference Distribution	* HINCHLIFFE Stirling Votes	%	LE ROY Miree Votes	%	VAN DER HOEK Jessie Votes	%	STEPHEN Matthew Votes	%	Votes remaining in count	Exhausted Votes	%	Total Formal Votes
First Preference Votes	15,460	49.15%	3,985	12.67%	7,308	23.23%	4,703	14.95%	31,456			31,456
LE ROY Excluded (1st)	**3,028**	**75.98%**			**597**	**14.98%**	**360**	**9.03%**	**3,985**	**0**	**0.00%**	**3,985**
Total	18,488	58.77%			7,905	25.13%	5,063	16.10%	31,456	0	0.00%	31,456
STEPHEN Excluded (2nd)	**1,481**	**29.25%**			**3,582**	**70.75%**			**5,063**	**0**	**0.00%**	**5,063**
District Total	**19,969**	**63.48%**			**11,487**	**36.52%**			**31,456**	**0**	**0.00%**	**31,456**

*** Indicates the winner**

75 - Electoral District of Scenic Rim

First Preference Votes Polled for each Candidate at each Polling Booth

Booth No.	Polling Booth	GIRARD Shannon GRN Votes	%	BUCHAN Carolyn ALP Votes	%	* KRAUSE Jon LNP Votes	%	SMITH Rod ONP Votes	%	Total Formal Votes	Informal Votes	%	Total Votes	% of Total Votes
1	Aratula	21	5.12%	69	16.83%	193	47.07%	127	30.98%	410	12	2.84%	422	1.29%
2	Beaudesert	110	6.39%	380	22.07%	713	41.41%	519	30.14%	1,722	79	4.39%	1,801	5.51%
3	Beaudesert East	68	9.08%	184	24.57%	271	36.18%	226	30.17%	749	24	3.10%	773	2.37%
4	Beechmont	110	27.85%	93	23.54%	122	30.89%	70	17.72%	395	11	2.71%	406	1.24%
5	Boonah	132	10.54%	252	20.13%	582	46.49%	286	22.84%	1,252	31	2.42%	1,283	3.93%
6	Canungra	191	12.79%	321	21.50%	575	38.51%	406	27.19%	1,493	49	3.18%	1,542	4.72%
7	Churchill	9	11.54%	15	19.23%	15	19.23%	39	50.00%	78	4	4.88%	82	0.25%
8	Darlington	5	5.10%	8	8.16%	67	68.37%	18	18.37%	98	5	4.85%	103	0.32%
9	Grandchester	9	5.45%	42	25.45%	53	32.12%	61	36.97%	165	3	1.79%	168	0.51%
10	Harrisville	22	6.23%	63	17.85%	169	47.88%	99	28.05%	353	7	1.94%	360	1.10%
11	Hillview	12	9.45%	13	10.24%	67	52.76%	35	27.56%	127	2	1.55%	129	0.39%
12	Jimboomba	119	9.83%	408	33.69%	310	25.60%	374	30.88%	1,211	83	6.41%	1,294	3.96%
13	Jimboomba Central	50	7.53%	195	29.37%	193	29.07%	226	34.04%	664	29	4.18%	693	2.12%
14	Kalbar	40	5.68%	103	14.63%	374	53.13%	187	26.56%	704	37	4.99%	741	2.27%
15	Kooralbyn	61	9.98%	124	20.29%	211	34.53%	215	35.19%	611	35	5.42%	646	1.98%
16	Mount Alford	16	6.35%	33	13.10%	139	55.16%	64	25.40%	252	6	2.33%	258	0.79%
17	Mutdapilly	11	4.03%	52	19.05%	110	40.29%	100	36.63%	273	4	1.44%	277	0.85%
18	North Tamborine	524	23.19%	510	22.57%	852	37.70%	374	16.55%	2,260	86	3.67%	2,346	7.18%
19	Peak Crossing	37	5.10%	178	24.52%	244	33.61%	267	36.78%	726	32	4.22%	758	2.32%
20	Rathdowney	18	5.59%	53	16.46%	145	45.03%	106	32.92%	322	16	4.73%	338	1.03%
21	Roadvale	15	4.37%	47	13.70%	169	49.27%	112	32.65%	343	17	4.72%	360	1.10%
22	Rosevale	5	5.32%	6	6.38%	51	54.26%	32	34.04%	94	1	1.05%	95	0.29%
23	Rosewood	35	8.47%	80	19.37%	98	23.73%	200	48.43%	413	17	3.95%	430	1.32%
24	St Bernard	257	21.20%	273	22.52%	516	42.57%	166	13.70%	1,212	43	3.43%	1,255	3.84%
25	Warrill View	7	4.35%	17	10.56%	63	39.13%	74	45.96%	161	0	0.00%	161	0.49%
26	Willowbank	29	5.80%	142	28.40%	144	28.80%	185	37.00%	500	17	3.29%	517	1.58%
27	Woodhill	62	6.60%	238	25.35%	298	31.74%	341	36.32%	939	37	3.79%	976	2.99%
28	Yamanto	20	11.56%	52	30.06%	34	19.65%	67	38.73%	173	11	5.98%	184	0.56%
29	Yarrabilba	60	10.89%	164	29.76%	163	29.58%	164	29.76%	551	24	4.17%	575	1.76%
30	Brisbane CBD All-Districts Centre	4	30.77%	0	0.00%	6	46.15%	3	23.08%	13	1	7.14%	14	0.04%
31	Bundaberg All-Districts Centre	0	0.00%	0	0.00%	0	0.00%	0	0.00%	0	0	0.00%	0	0.00%
32	Burleigh All-Districts Centre	0	0.00%	0	0.00%	1	50.00%	1	50.00%	2	0	0.00%	2	0.01%
33	Cairns All-Districts Centre	0	0.00%	0	0.00%	0	0.00%	0	0.00%	0	0	0.00%	0	0.00%
34	East Brisbane All-Districts Centre	2	50.00%	0	0.00%	1	25.00%	1	25.00%	4	0	0.00%	4	0.01%
35	Hervey Bay All-Districts Centre	0	0.00%	0	0.00%	0	0.00%	0	0.00%	0	0	0.00%	0	0.00%
36	Mackay All-Districts Centre	0	0.00%	0	0.00%	0	0.00%	1	100.00%	1	0	0.00%	1	0.00%
37	Maroochydore All-Districts Centre	0	0.00%	0	0.00%	0	0.00%	0	0.00%	0	0	0.00%	0	0.00%
38	Morayfield All-Districts Centre	0	0.00%	0	0.00%	0	0.00%	1	100.00%	1	0	0.00%	1	0.00%
39	Noosa All-Districts Centre	0	0.00%	0	0.00%	2	66.67%	1	33.33%	3	0	0.00%	3	0.01%
40	Oodgeroo All-Districts Centre	0	0.00%	0	0.00%	0	0.00%	0	0.00%	0	0	0.00%	0	0.00%
41	Redcliffe All-Districts Centre	0	0.00%	0	0.00%	0	0.00%	0	0.00%	0	1	0.00%	1	0.00%
42	Southport All-Districts Centre	5	41.67%	2	16.67%	3	25.00%	2	16.67%	12	0	0.00%	12	0.04%
43	Telephone Voting	0	0.00%	2	100.00%	0	0.00%	0	0.00%	2	0	0.00%	2	0.01%
44	Townsville All-Districts Centre	0	0.00%	0	0.00%	1	100.00%	0	0.00%	1	0	0.00%	1	0.00%
45	Vulture Street All-Districts Centre	0	0.00%	0	0.00%	0	0.00%	0	0.00%	0	0	0.00%	0	0.00%
46	Woolloongabba All-Districts Centre	0	0.00%	0	0.00%	1	100.00%	0	0.00%	1	0	0.00%	1	0.00%
47	Brisbane CBD All-Districts Centre Pre-Poll	15	20.00%	21	28.00%	28	37.33%	11	14.67%	75	0	0.00%	75	0.23%
48	Bundaberg All-Districts Centre Pre-Poll	0	0.00%	0	0.00%	0	0.00%	0	0.00%	0	0	0.00%	0	0.00%
49	Burleigh All-Districts Centre Pre-Poll	7	14.29%	14	28.57%	17	34.69%	11	22.45%	49	3	5.77%	52	0.16%
50	Cairns All-Districts Centre Pre-Poll	2	50.00%	0	0.00%	0	0.00%	2	50.00%	4	0	0.00%	4	0.01%
51	Electoral Visit	9	5.96%	25	16.56%	99	65.56%	18	11.92%	151	8	5.03%	159	0.49%
52	Hervey Bay All-Districts Centre Pre-poll	0	0.00%	2	25.00%	4	50.00%	2	25.00%	8	1	11.11%	9	0.03%
53	Mackay All-Districts Centre Pre-Poll	1	16.67%	1	16.67%	2	33.33%	2	33.33%	6	0	0.00%	6	0.02%
54	Maroochydore All-Districts Centre Pre-Poll	2	22.22%	3	33.33%	3	33.33%	1	11.11%	9	0	0.00%	9	0.03%
55	Morayfield All-Districts Centre Pre-poll	0	0.00%	0	0.00%	0	0.00%	0	0.00%	0	0	0.00%	0	0.00%
56	Noosa All-Districts Centre Pre-Poll	0	0.00%	0	0.00%	3	75.00%	1	25.00%	4	0	0.00%	4	0.01%
57	Oodgeroo All-Districts Centre Pre-Poll	2	22.22%	0	0.00%	7	77.78%	0	0.00%	9	1	10.00%	10	0.03%
58	Redcliffe All-Districts Centre Pre-Poll	1	25.00%	2	50.00%	1	25.00%	0	0.00%	4	0	0.00%	4	0.01%
59	Southport All-Districts Centre Pre-Poll	34	15.67%	71	32.72%	81	37.33%	31	14.29%	217	7	3.13%	224	0.69%
60	Telephone Voting - Pre-poll	4	40.00%	1	10.00%	1	10.00%	4	40.00%	10	0	0.00%	10	0.03%
61	Townsville All-Districts Centre Pre-Poll	0	0.00%	1	33.33%	2	66.67%	0	0.00%	3	0	0.00%	3	0.01%
62	eAssist - Coorparoo Pre-Poll	0	0.00%	0	0.00%	0	0.00%	0	0.00%	0	0	0.00%	0	0.00%

63	Boonah Pre-poll	102	4.98%	272	13.29%	1,164	56.86%	509	24.87%	2,047	45	2.15%	2,092	6.40%
64	Returning Officer Scenic Rim Pre-Poll	187	4.96%	779	20.65%	1,798	47.65%	1,009	26.74%	3,773	118	3.03%	3,891	11.91%
65	Returning Officer Algester Pre-Poll	0	0.00%	0	0.00%	0	0.00%	0	0.00%	0	0	0.00%	0	0.00%
66	Returning Officer Aspley Pre-Poll	0	0.00%	0	0.00%	1	100.00%	0	0.00%	1	0	0.00%	1	0.00%
67	Returning Officer Bancroft Pre-Poll	0	0.00%	0	0.00%	0	0.00%	0	0.00%	0	0	0.00%	0	0.00%
68	Returning Officer Barron River Pre-Poll	0	0.00%	0	0.00%	2	100.00%	0	0.00%	2	0	0.00%	2	0.01%
69	Returning Officer Bonney Pre-Poll	5	22.73%	6	27.27%	8	36.36%	3	13.64%	22	1	4.35%	23	0.07%
70	Returning Officer Broadwater Pre-Poll	4	21.05%	4	21.05%	7	36.84%	4	21.05%	19	1	5.00%	20	0.06%
71	Returning Officer Buderim Pre-Poll	0	0.00%	0	0.00%	0	0.00%	2	100.00%	2	0	0.00%	2	0.01%
72	Returning Officer Bulimba Pre-Poll	1	50.00%	0	0.00%	1	50.00%	0	0.00%	2	0	0.00%	2	0.01%
73	Returning Officer Bundaberg Pre-Poll	0	0.00%	0	0.00%	0	0.00%	0	0.00%	0	0	0.00%	0	0.00%
74	Returning Officer Bundamba Pre-Poll	2	4.76%	13	30.95%	13	30.95%	14	33.33%	42	3	6.67%	45	0.14%
75	Returning Officer Burdekin Pre-Poll	0	0.00%	0	0.00%	0	0.00%	0	0.00%	0	0	0.00%	0	0.00%
76	Returning Officer Burleigh Pre-Poll	0	0.00%	0	0.00%	0	0.00%	0	0.00%	0	0	0.00%	0	0.00%
77	Returning Officer Burnett Pre-Poll	0	0.00%	0	0.00%	0	0.00%	0	0.00%	0	0	0.00%	0	0.00%
78	Returning Officer Cairns Pre-Poll	0	0.00%	0	0.00%	0	0.00%	0	0.00%	0	0	0.00%	0	0.00%
79	Returning Officer Callide Pre-Poll	0	0.00%	0	0.00%	0	0.00%	0	0.00%	0	0	0.00%	0	0.00%
80	Returning Officer Caloundra Pre-Poll	0	0.00%	0	0.00%	1	100.00%	0	0.00%	1	0	0.00%	1	0.00%
81	Returning Officer Capalaba Pre-Poll	0	0.00%	0	0.00%	2	100.00%	0	0.00%	2	0	0.00%	2	0.01%
82	Returning Officer Chatsworth Pre-Poll	0	0.00%	0	0.00%	1	100.00%	0	0.00%	1	0	0.00%	1	0.00%
83	Returning Officer Clayfield Pre-Poll	2	66.67%	0	0.00%	1	33.33%	0	0.00%	3	0	0.00%	3	0.01%
84	Returning Officer Condamine Pre-Poll	0	0.00%	0	0.00%	0	0.00%	0	0.00%	0	0	0.00%	0	0.00%
85	Returning Officer Cook Pre-Poll	0	0.00%	0	0.00%	0	0.00%	0	0.00%	0	0	0.00%	0	0.00%
86	Returning Officer Coomera Pre-Poll	4	23.53%	4	23.53%	3	17.65%	6	35.29%	17	0	0.00%	17	0.05%
87	Returning Officer Cooper Pre-Poll	0	0.00%	0	0.00%	0	0.00%	0	0.00%	0	0	0.00%	0	0.00%
88	Returning Officer Currumbin Pre-Poll	0	0.00%	1	20.00%	3	60.00%	1	20.00%	5	1	16.67%	6	0.02%
89	Returning Officer Everton Pre-Poll	1	33.33%	2	66.67%	0	0.00%	0	0.00%	3	0	0.00%	3	0.01%
90	Returning Officer Ferny Grove Pre-Poll	0	0.00%	0	0.00%	0	0.00%	0	0.00%	0	0	0.00%	0	0.00%
91	Returning Officer Gaven Pre-Poll	9	12.50%	11	15.28%	30	41.67%	22	30.56%	72	5	6.49%	77	0.24%
92	Returning Officer Gladstone Pre-Poll	0	0.00%	0	0.00%	0	0.00%	0	0.00%	0	0	0.00%	0	0.00%
93	Returning Officer Glass House Pre-Poll	0	0.00%	0	0.00%	0	0.00%	0	0.00%	0	0	0.00%	0	0.00%
94	Returning Officer Greenslopes Pre-Poll	1	25.00%	1	25.00%	2	50.00%	0	0.00%	4	0	0.00%	4	0.01%
95	Returning Officer Gregory Pre-Poll	0	0.00%	1	50.00%	1	50.00%	0	0.00%	2	0	0.00%	2	0.01%
96	Returning Officer Gympie Pre-Poll	1	25.00%	1	25.00%	1	25.00%	1	25.00%	4	0	0.00%	4	0.01%
97	Returning Officer Hervey Bay Pre-Poll	0	0.00%	0	0.00%	0	0.00%	0	0.00%	0	0	0.00%	0	0.00%
98	Returning Officer Hill Pre-Poll	0	0.00%	0	0.00%	0	0.00%	0	0.00%	0	0	0.00%	0	0.00%
99	Returning Officer Hinchinbrook Pre-Poll	0	0.00%	0	0.00%	0	0.00%	0	0.00%	0	0	0.00%	0	0.00%
100	Returning Officer Inala Pre-Poll	1	20.00%	1	20.00%	1	20.00%	2	40.00%	5	0	0.00%	5	0.02%
101	Returning Officer Ipswich Pre-Poll	8	2.56%	80	25.64%	105	33.65%	119	38.14%	312	10	3.11%	322	0.99%
102	Returning Officer Ipswich West Pre-Poll	0	0.00%	0	0.00%	0	0.00%	0	0.00%	0	0	0.00%	0	0.00%
103	Returning Officer Jordan Pre-Poll	2	25.00%	1	12.50%	2	25.00%	3	37.50%	8	0	0.00%	8	0.02%
104	Returning Officer Kawana Pre-Poll	0	0.00%	1	100.00%	0	0.00%	0	0.00%	1	0	0.00%	1	0.00%
105	Returning Officer Keppel Pre-Poll	0	0.00%	0	0.00%	0	0.00%	0	0.00%	0	0	0.00%	0	0.00%
106	Returning Officer Kurwongbah Pre-Poll	0	0.00%	0	0.00%	1	100.00%	0	0.00%	1	0	0.00%	1	0.00%
107	Returning Officer Lockyer Pre-Poll	0	0.00%	0	0.00%	3	100.00%	0	0.00%	3	0	0.00%	3	0.01%
108	Returning Officer Logan Pre-Poll	10	4.17%	56	23.33%	68	28.33%	106	44.17%	240	8	3.23%	248	0.76%
109	Returning Officer Lytton Pre-Poll	0	0.00%	1	25.00%	3	75.00%	0	0.00%	4	0	0.00%	4	0.01%
110	Returning Officer Macalister Pre-Poll	0	0.00%	0	0.00%	0	0.00%	0	0.00%	0	0	0.00%	0	0.00%
111	Returning Officer Mackay Pre-Poll	0	0.00%	0	0.00%	0	0.00%	0	0.00%	0	0	0.00%	0	0.00%
112	Returning Officer Maiwar Pre-Poll	0	0.00%	0	0.00%	1	100.00%	0	0.00%	1	1	50.00%	2	0.01%
113	Returning Officer Mansfield Pre-Poll	1	33.33%	0	0.00%	0	0.00%	2	66.67%	3	0	0.00%	3	0.01%
114	Returning Officer Maroochydore Pre-Poll	0	0.00%	0	0.00%	0	0.00%	0	0.00%	0	0	0.00%	0	0.00%
115	Returning Officer Maryborough Pre-Poll	0	0.00%	0	0.00%	0	0.00%	1	100.00%	1	2	66.67%	3	0.01%
116	Returning Officer Mcconnel Pre-Poll	0	0.00%	1	100.00%	0	0.00%	0	0.00%	1	0	0.00%	1	0.00%
117	Returning Officer Mermaid Beach Pre-Poll	0	0.00%	0	0.00%	4	66.67%	2	33.33%	6	0	0.00%	6	0.02%
118	Returning Officer Miller Pre-Poll	1	25.00%	0	0.00%	2	50.00%	1	25.00%	4	0	0.00%	4	0.01%
119	Returning Officer Mirani Pre-Poll	0	0.00%	0	0.00%	0	0.00%	0	0.00%	0	0	0.00%	0	0.00%
120	Returning Officer Moggill Pre-Poll	0	0.00%	0	0.00%	1	100.00%	0	0.00%	1	0	0.00%	1	0.00%
121	Returning Officer Morayfield Pre-Poll	0	0.00%	0	0.00%	0	0.00%	0	0.00%	0	0	0.00%	0	0.00%
122	Returning Officer Mount Ommaney Pre-Poll	0	0.00%	0	0.00%	1	100.00%	0	0.00%	1	0	0.00%	1	0.00%
123	Returning Officer Mudgeeraba Pre-Poll	2	40.00%	0	0.00%	2	40.00%	1	20.00%	5	0	0.00%	5	0.02%
124	Returning Officer Mulgrave Pre-Poll	0	0.00%	0	0.00%	0	0.00%	0	0.00%	0	0	0.00%	0	0.00%
125	Returning Officer Mundingburra Pre-Poll	0	0.00%	0	0.00%	0	0.00%	0	0.00%	0	0	0.00%	0	0.00%
126	Returning Officer Murrumba Pre-Poll	0	0.00%	0	0.00%	0	0.00%	1	100.00%	1	0	0.00%	1	0.00%
127	Returning Officer Nanango Pre-Poll	0	0.00%	1	50.00%	0	0.00%	1	50.00%	2	0	0.00%	2	0.01%
128	Returning Officer Nicklin Pre-Poll	0	0.00%	0	0.00%	0	0.00%	1	100.00%	1	0	0.00%	1	0.00%
129	Returning Officer Ninderry Pre-Poll	1	25.00%	1	25.00%	1	25.00%	1	25.00%	4	0	0.00%	4	0.01%
130	Returning Officer Noosa Pre-Poll	0	0.00%	0	0.00%	0	0.00%	0	0.00%	0	0	0.00%	0	0.00%
131	Returning Officer Nudgee Pre-Poll	0	0.00%	0	0.00%	0	0.00%	0	0.00%	0	0	0.00%	0	0.00%
132	Returning Officer Oodgeroo Pre-Poll	0	0.00%	0	0.00%	0	0.00%	0	0.00%	0	0	0.00%	0	0.00%
133	Returning Officer Pine Rivers Pre-Poll	0	0.00%	0	0.00%	1	100.00%	0	0.00%	1	0	0.00%	1	0.00%

134	Returning Officer Pumicestone Pre-Poll	0	0.00%	0	0.00%	0	0.00%	0	0.00%	0	0	0.00%	0	0.00%
135	Returning Officer Redcliffe Pre-Poll	0	0.00%	0	0.00%	0	0.00%	0	0.00%	0	0	0.00%	0	0.00%
136	Returning Officer Redlands Pre-Poll	0	0.00%	0	0.00%	1	50.00%	1	50.00%	2	0	0.00%	2	0.01%
137	Returning Officer Rockhampton Pre-Poll	0	0.00%	1	25.00%	1	25.00%	2	50.00%	4	0	0.00%	4	0.01%
138	Returning Officer Sandgate Pre-Poll	0	0.00%	0	0.00%	1	100.00%	0	0.00%	1	0	0.00%	1	0.00%
139	Returning Officer South Brisbane Pre-Poll	1	33.33%	0	0.00%	1	33.33%	1	33.33%	3	0	0.00%	3	0.01%
140	Returning Officer Southern Downs Pre-Poll	3	42.86%	2	28.57%	1	14.29%	1	14.29%	7	0	0.00%	7	0.02%
141	Returning Officer Southport Pre-Poll	0	0.00%	0	0.00%	0	0.00%	0	0.00%	0	0	0.00%	0	0.00%
142	Returning Officer Springwood Pre-Poll	6	13.95%	8	18.60%	21	48.84%	8	18.60%	43	1	2.27%	44	0.13%
143	Returning Officer Stafford Pre-Poll	0	0.00%	0	0.00%	1	100.00%	0	0.00%	1	0	0.00%	1	0.00%
144	Returning Officer Stretton Pre-Poll	0	0.00%	1	50.00%	1	50.00%	0	0.00%	2	2	50.00%	4	0.01%
145	Returning Officer Surfers Paradise Pre-Poll	0	0.00%	5	50.00%	3	30.00%	2	20.00%	10	0	0.00%	10	0.03%
146	Returning Officer Theodore Pre-Poll	2	18.18%	0	0.00%	6	54.55%	3	27.27%	11	0	0.00%	11	0.03%
147	Returning Officer Thuringowa Pre-Poll	0	0.00%	0	0.00%	0	0.00%	0	0.00%	0	0	0.00%	0	0.00%
148	Returning Officer Toohey Pre-Poll	0	0.00%	1	50.00%	0	0.00%	1	50.00%	2	0	0.00%	2	0.01%
149	Returning Officer Toowoomba North Pre-Poll	1	16.67%	2	33.33%	2	33.33%	1	16.67%	6	0	0.00%	6	0.02%
150	Returning Officer Toowoomba South Pre-Poll	0	0.00%	0	0.00%	2	100.00%	0	0.00%	2	0	0.00%	2	0.01%
151	Returning Officer Townsville Pre-Poll	0	0.00%	0	0.00%	0	0.00%	0	0.00%	0	0	0.00%	0	0.00%
152	Returning Officer Traeger Pre-Poll	0	0.00%	0	0.00%	2	66.67%	1	33.33%	3	0	0.00%	3	0.01%
153	Returning Officer Warrego Pre-Poll	0	0.00%	1	50.00%	0	0.00%	1	50.00%	2	0	0.00%	2	0.01%
154	Returning Officer Waterford Pre-Poll	0	0.00%	0	0.00%	0	0.00%	0	0.00%	0	0	0.00%	0	0.00%
155	Returning Officer Whitsunday Pre-Poll	1	100.00%	0	0.00%	0	0.00%	0	0.00%	1	0	0.00%	1	0.00%
156	Returning Officer Woodridge Pre-Poll	2	11.11%	4	22.22%	4	22.22%	8	44.44%	18	0	0.00%	18	0.06%
	Polling Booth Totals	**2,504**	**9.79%**	**5,523**	**21.58%**	**10,486**	**40.98%**	**7,075**	**27.65%**	**25,588**	**942**	**3.55%**	**26,530**	**81.22%**
	Postal, Special Postal, Unenrolled Votes	374	8.75%	841	19.68%	1,929	45.14%	1,129	26.42%	4,273	240	5.32%	4,513	13.82%
	Pre-Poll (In Person) Absent Votes	14	17.28%	18	22.22%	31	38.27%	18	22.22%	81	1	1.22%	82	0.25%
	Polling Day Absent Votes	194	14.98%	331	25.56%	377	29.11%	393	30.35%	1,295	71	5.20%	1,366	4.18%
	Declared Institution Votes	5	8.62%	16	27.59%	27	46.55%	10	17.24%	58	3	4.92%	61	0.19%
	Polling Day Declaration Votes	18	17.65%	19	18.63%	28	27.45%	37	36.27%	102	10	8.93%	112	0.34%
	Uncertain Identity	0	0.00%	0	0.00%	0	0.00%	0	0.00%	0	0	0.00%	0	0.00%
	Declaration and Pre-Poll Votes Totals	**605**	**10.41%**	**1,225**	**21.09%**	**2,392**	**41.18%**	**1,587**	**27.32%**	**5,809**	**325**	**5.30%**	**6,134**	**18.78%**
	Total First Preference Votes	**3,109**	**9.90%**	**6,748**	**21.49%**	**12,878**	**41.02%**	**8,662**	**27.59%**	**31,397**	**1,267**	**3.88%**	**32,664**	**100.00%**

Distribution of Preferences

Preference Distribution	GIRARD Shannon Votes	%	BUCHAN Carolyn Votes	%	* KRAUSE Jon Votes	%	SMITH Rod Votes	%	Votes remaining in count	Exhausted Votes	%	Total Formal Votes
First Preference Votes	3,109	9.90%	6,748	21.49%	12,878	41.02%	8,662	27.59%	31,397			31,397
GIRARD Excluded (1st)			**2,216**	**71.28%**	**540**	**17.37%**	**353**	**11.35%**	**3,109**	**0**	**0.00%**	**3,109**
Total			8,964	28.55%	13,418	42.74%	9,015	28.71%	31,397	0	0.00%	31,397
BUCHAN Excluded (2nd)					**6,401**	**71.41%**	**2,563**	**28.59%**	**8,964**	**0**	**0.00%**	**8,964**
District Total					**19,819**	**63.12%**	**11,578**	**36.88%**	**31,397**	**0**	**0.00%**	**31,397**

*** Indicates the winner**

76 - Electoral District of South Brisbane

First Preference Votes Polled for each Candidate at each Polling Booth

Booth No.	Polling Booth	BOELE Karel Votes	%	* TRAD Jackie ALP Votes	%	MURRAY Cameron Votes	%	MACMAHON Amy GRN Votes	%	KELLY Karagh-Mae Votes	%	QUINN Simon LNP Votes	%	JORDAN Frank Votes	%	Total Formal Votes	Informal Votes	%	Total Votes	% of Total Votes
1	Annerley	11	2.58%	159	37.32%	5	1.17%	169	39.67%	6	1.41%	71	16.67%	5	1.17%	426	24	5.33%	450	1.56%
2	Annerley Junction	7	1.29%	212	39.11%	8	1.48%	189	34.87%	1	0.18%	122	22.51%	3	0.55%	542	21	3.73%	563	1.95%
3	Coorparoo	8	2.97%	92	34.20%	2	0.74%	78	29.00%	5	1.86%	79	29.37%	5	1.86%	269	4	1.47%	273	0.95%
4	Dutton Park	20	1.96%	470	45.94%	13	1.27%	341	33.33%	10	0.98%	164	16.03%	5	0.49%	1,023	46	4.30%	1,069	3.71%
5	Mater	5	0.94%	193	36.35%	6	1.13%	144	27.12%	4	0.75%	174	32.77%	5	0.94%	531	19	3.45%	550	1.91%
6	St Francis	36	2.04%	649	36.79%	37	2.10%	704	39.91%	32	1.81%	297	16.84%	9	0.51%	1,764	35	1.95%	1,799	6.24%
7	St Itas	19	2.11%	354	39.38%	21	2.34%	317	35.26%	7	0.78%	176	19.58%	5	0.56%	899	34	3.64%	933	3.23%
8	State High	24	1.46%	590	35.95%	36	2.19%	664	40.46%	16	0.98%	300	18.28%	11	0.67%	1,641	79	4.59%	1,720	5.96%
9	Stones Corner	12	1.63%	282	38.42%	8	1.09%	269	36.65%	9	1.23%	147	20.03%	7	0.95%	734	28	3.67%	762	2.64%
10	Thompson Estate	3	1.01%	123	41.55%	5	1.69%	107	36.15%	2	0.68%	52	17.57%	4	1.35%	296	11	3.58%	307	1.06%
11	West End	74	2.14%	1,219	35.27%	85	2.46%	1,465	42.39%	27	0.78%	565	16.35%	21	0.61%	3,456	108	3.03%	3,564	12.35%
12	Brisbane CBD All-Districts Centre	5	1.63%	107	34.97%	5	1.63%	111	36.27%	1	0.33%	74	24.18%	3	0.98%	306	11	3.47%	317	1.10%
13	Bundaberg All-Districts Centre	0	0.00%	0	0.00%	0	0.00%	0	0.00%	0	0.00%	0	0.00%	0	0.00%	0	0	0.00%	0	0.00%
14	Burleigh All-Districts Centre	0	0.00%	2	16.67%	1	8.33%	5	41.67%	0	0.00%	4	33.33%	0	0.00%	12	0	0.00%	12	0.04%
15	Cairns All-Districts Centre	0	0.00%	1	50.00%	0	0.00%	0	0.00%	0	0.00%	0	0.00%	1	50.00%	2	0	0.00%	2	0.01%
16	East Brisbane All-Districts Centre	29	1.90%	554	36.26%	22	1.44%	524	34.29%	17	1.11%	368	24.08%	14	0.92%	1,528	67	4.20%	1,595	5.53%
17	Hervey Bay All-Districts Centre	0	0.00%	0	0.00%	0	0.00%	0	0.00%	0	0.00%	0	0.00%	0	0.00%	0	0	0.00%	0	0.00%
18	Mackay All-Districts Centre	0	0.00%	0	0.00%	0	0.00%	0	0.00%	0	0.00%	0	0.00%	0	0.00%	0	0	0.00%	0	0.00%
19	Maroochydore All-Districts Centre	0	0.00%	1	11.11%	0	0.00%	3	33.33%	0	0.00%	5	55.56%	0	0.00%	9	0	0.00%	9	0.03%
20	Morayfield All-Districts Centre	0	0.00%	0	0.00%	0	0.00%	0	0.00%	0	0.00%	0	0.00%	0	0.00%	0	0	0.00%	0	0.00%
21	Noosa All-Districts Centre	0	0.00%	0	0.00%	0	0.00%	1	20.00%	0	0.00%	4	80.00%	0	0.00%	5	0	0.00%	5	0.02%
22	Oodgeroo All-Districts Centre	0	0.00%	0	0.00%	0	0.00%	0	0.00%	0	0.00%	1	100.00%	0	0.00%	1	0	0.00%	1	0.00%
23	Redcliffe All-Districts Centre	0	0.00%	0	0.00%	0	0.00%	0	0.00%	0	0.00%	0	0.00%	0	0.00%	0	0	0.00%	0	0.00%
24	Southport All-Districts Centre	0	0.00%	0	0.00%	0	0.00%	0	0.00%	0	0.00%	2	100.00%	0	0.00%	2	0	0.00%	2	0.01%
25	Telephone Voting	0	0.00%	2	66.67%	0	0.00%	0	0.00%	0	0.00%	1	33.33%	0	0.00%	3	0	0.00%	3	0.01%
26	Townsville All-Districts Centre	0	0.00%	0	0.00%	0	0.00%	0	0.00%	0	0.00%	0	0.00%	0	0.00%	0	0	0.00%	0	0.00%
27	Vulture Street All-Districts Centre	26	1.55%	518	30.80%	31	1.84%	540	32.10%	17	1.01%	542	32.22%	8	0.48%	1,682	74	4.21%	1,756	6.09%
28	Woolloongabba All-Districts Centre	16	1.31%	422	34.42%	23	1.88%	453	36.95%	12	0.98%	290	23.65%	10	0.82%	1,226	49	3.84%	1,275	4.42%
29	Brisbane CBD All-Districts Centre Pre-Poll	36	1.19%	1,077	35.47%	56	1.84%	978	32.21%	16	0.53%	850	28.00%	23	0.76%	3,036	78	2.50%	3,114	10.79%
30	Bundaberg All-Districts Centre Pre-Poll	0	0.00%	2	28.57%	1	14.29%	0	0.00%	0	0.00%	4	57.14%	0	0.00%	7	0	0.00%	7	0.02%
31	Burleigh All-Districts Centre Pre-Poll	2	6.25%	5	15.63%	1	3.13%	14	43.75%	1	3.13%	9	28.13%	0	0.00%	32	1	3.03%	33	0.11%
32	Cairns All-Districts Centre Pre-Poll	1	7.69%	2	15.38%	0	0.00%	3	23.08%	0	0.00%	6	46.15%	1	7.69%	13	0	0.00%	13	0.05%
33	Electoral Visit	2	1.90%	53	50.48%	5	4.76%	13	12.38%	1	0.95%	31	29.52%	0	0.00%	105	12	10.26%	117	0.41%
34	Hervey Bay All-Districts Centre Pre-poll	0	0.00%	2	100.00%	0	0.00%	0	0.00%	0	0.00%	0	0.00%	0	0.00%	2	0	0.00%	2	0.01%
35	Mackay All-Districts Centre Pre-Poll	0	0.00%	3	42.86%	0	0.00%	2	28.57%	0	0.00%	1	14.29%	1	14.29%	7	2	22.22%	9	0.03%
36	Maroochydore All-Districts Centre Pre-Poll	0	0.00%	4	19.05%	0	0.00%	10	47.62%	0	0.00%	7	33.33%	0	0.00%	21	0	0.00%	21	0.07%
37	Morayfield All-Districts Centre Pre-poll	0	0.00%	1	20.00%	0	0.00%	0	0.00%	0	0.00%	4	80.00%	0	0.00%	5	0	0.00%	5	0.02%
38	Noosa All-Districts Centre Pre-Poll	0	0.00%	1	11.11%	0	0.00%	7	77.78%	0	0.00%	1	11.11%	0	0.00%	9	0	0.00%	9	0.03%
39	Oodgeroo All-Districts Centre Pre-Poll	0	0.00%	9	45.00%	0	0.00%	8	40.00%	0	0.00%	3	15.00%	0	0.00%	20	0	0.00%	20	0.07%
40	Redcliffe All-Districts Centre Pre-Poll	0	0.00%	3	42.86%	0	0.00%	3	42.86%	0	0.00%	1	14.29%	0	0.00%	7	2	22.22%	9	0.03%
41	Southport All-Districts Centre Pre-Poll	0	0.00%	6	50.00%	0	0.00%	2	16.67%	0	0.00%	4	33.33%	0	0.00%	12	0	0.00%	12	0.04%
42	Telephone Voting - Pre-poll	0	0.00%	4	40.00%	0	0.00%	3	30.00%	0	0.00%	3	30.00%	0	0.00%	10	0	0.00%	10	0.03%
43	Townsville All-Districts Centre Pre-Poll	0	0.00%	1	16.67%	0	0.00%	0	0.00%	0	0.00%	5	83.33%	0	0.00%	6	0	0.00%	6	0.02%
44	eAssist - Coorparoo Pre-Poll	3	4.11%	34	46.58%	0	0.00%	16	21.92%	2	2.74%	17	23.29%	1	1.37%	73	4	5.19%	77	0.27%
45	Returning Officer South Brisbane Pre-Poll	30	1.50%	706	35.21%	35	1.75%	609	30.37%	12	0.60%	595	29.68%	18	0.90%	2,005	40	1.96%	2,045	7.09%
46	Returning Officer Algester Pre-Poll	0	0.00%	0	0.00%	0	0.00%	0	0.00%	0	0.00%	0	0.00%	0	0.00%	0	0	0.00%	0	0.00%
47	Returning Officer Aspley Pre-Poll	0	0.00%	0	0.00%	0	0.00%	2	33.33%	0	0.00%	4	66.67%	0	0.00%	6	1	14.29%	7	0.02%
48	Returning Officer Bancroft Pre-Poll	0	0.00%	0	0.00%	0	0.00%	0	0.00%	0	0.00%	0	0.00%	0	0.00%	0	0	0.00%	0	0.00%
49	Returning Officer Barron River Pre-Poll	0	0.00%	0	0.00%	0	0.00%	0	0.00%	0	0.00%	0	0.00%	0	0.00%	0	0	0.00%	0	0.00%
50	Returning Officer Bonney Pre-Poll	0	0.00%	0	0.00%	0	0.00%	0	0.00%	0	0.00%	0	0.00%	0	0.00%	0	0	0.00%	0	0.00%
51	Returning Officer Broadwater Pre-Poll	0	0.00%	0	0.00%	0	0.00%	1	33.33%	0	0.00%	2	66.67%	0	0.00%	3	0	0.00%	3	0.01%
52	Returning Officer Buderim Pre-Poll	0	0.00%	1	12.50%	0	0.00%	2	25.00%	0	0.00%	5	62.50%	0	0.00%	8	1	11.11%	9	0.03%
53	Returning Officer Bulimba Pre-Poll	2	4.88%	13	31.71%	1	2.44%	9	21.95%	0	0.00%	15	36.59%	1	2.44%	41	3	6.82%	44	0.15%
54	Returning Officer Bundaberg Pre-Poll	0	0.00%	0	0.00%	0	0.00%	0	0.00%	0	0.00%	0	0.00%	0	0.00%	0	0	0.00%	0	0.00%
55	Returning Officer Bundamba Pre-Poll	0	0.00%	1	50.00%	0	0.00%	0	0.00%	0	0.00%	1	50.00%	0	0.00%	2	0	0.00%	2	0.01%
56	Returning Officer Burdekin Pre-Poll	0	0.00%	0	0.00%	0	0.00%	0	0.00%	0	0.00%	0	0.00%	0	0.00%	0	0	0.00%	0	0.00%
57	Returning Officer Burleigh Pre-Poll	0	0.00%	0	0.00%	0	0.00%	0	0.00%	0	0.00%	0	0.00%	0	0.00%	0	0	0.00%	0	0.00%
58	Returning Officer Burnett Pre-Poll	0	0.00%	0	0.00%	0	0.00%	0	0.00%	0	0.00%	0	0.00%	0	0.00%	0	0	0.00%	0	0.00%
59	Returning Officer Cairns Pre-Poll	0	0.00%	0	0.00%	0	0.00%	0	0.00%	0	0.00%	0	0.00%	0	0.00%	0	0	0.00%	0	0.00%
60	Returning Officer Callide Pre-Poll	0	0.00%	0	0.00%	0	0.00%	0	0.00%	0	0.00%	0	0.00%	0	0.00%	0	0	0.00%	0	0.00%
61	Returning Officer Caloundra Pre-Poll	0	0.00%	1	9.09%	0	0.00%	6	54.55%	0	0.00%	4	36.36%	0	0.00%	11	0	0.00%	11	0.04%
62	Returning Officer Capalaba Pre-Poll	0	0.00%	0	0.00%	0	0.00%	1	25.00%	0	0.00%	3	75.00%	0	0.00%	4	0	0.00%	4	0.01%
63	Returning Officer Chatsworth Pre-Poll	1	14.29%	2	28.57%	0	0.00%	1	14.29%	0	0.00%	3	42.86%	0	0.00%	7	0	0.00%	7	0.02%
64	Returning Officer Clayfield Pre-Poll	1	5.56%	4	22.22%	0	0.00%	7	38.89%	0	0.00%	6	33.33%	0	0.00%	18	0	0.00%	18	0.06%
65	Returning Officer Condamine Pre-Poll	0	0.00%	0	0.00%	0	0.00%	0	0.00%	0	0.00%	0	0.00%	0	0.00%	0	0	0.00%	0	0.00%
66	Returning Officer Cook Pre-Poll	0	0.00%	1	100.00%	0	0.00%	0	0.00%	0	0.00%	0	0.00%	0	0.00%	1	0	0.00%	1	0.00%
67	Returning Officer Coomera Pre-Poll	0	0.00%	0	0.00%	0	0.00%	1	100.00%	0	0.00%	0	0.00%	0	0.00%	1	0	0.00%	1	0.00%
68	Returning Officer Cooper Pre-Poll	1	5.00%	6	30.00%	1	5.00%	7	35.00%	0	0.00%	4	20.00%	1	5.00%	20	1	4.76%	21	0.07%
69	Returning Officer Currumbin Pre-Poll	0	0.00%	0	0.00%	0	0.00%	2	40.00%	0	0.00%	3	60.00%	0	0.00%	5	0	0.00%	5	0.02%
70	Returning Officer Everton Pre-Poll	0	0.00%	0	0.00%	0	0.00%	1	100.00%	0	0.00%	0	0.00%	0	0.00%	1	0	0.00%	1	0.00%
71	Returning Officer Ferny Grove Pre-Poll	0	0.00%	1	100.00%	0	0.00%	0	0.00%	0	0.00%	0	0.00%	0	0.00%	1	1	50.00%	2	0.01%
72	Returning Officer Gaven Pre-Poll	0	0.00%	0	0.00%	0	0.00%	0	0.00%	0	0.00%	1	100.00%	0	0.00%	1	0	0.00%	1	0.00%
73	Returning Officer Gladstone Pre-Poll	0	0.00%	0	0.00%	1	25.00%	0	0.00%	0	0.00%	3	75.00%	0	0.00%	4	0	0.00%	4	0.01%
74	Returning Officer Glass House Pre-Poll	0	0.00%	0	0.00%	0	0.00%	0	0.00%	0	0.00%	1	100.00%	0	0.00%	1	0	0.00%	1	0.00%
75	Returning Officer Greenslopes Pre-Poll	8	3.05%	97	37.02%	8	3.05%	58	22.14%	2	0.76%	88	33.59%	1	0.38%	262	5	1.87%	267	0.93%
76	Returning Officer Gregory Pre-Poll	0	0.00%	0	0.00%	0	0.00%	0	0.00%	0	0.00%	0	0.00%	0	0.00%	0	0	0.00%	0	0.00%
77	Returning Officer Gympie Pre-Poll	0	0.00%	1	33.33%	0	0.00%	1	33.33%	0	0.00%	1	33.33%	0	0.00%	3	0	0.00%	3	0.01%
78	Returning Officer Hervey Bay Pre-Poll	0	0.00%	0	0.00%	0	0.00%	0	0.00%	0	0.00%	0	0.00%	0	0.00%	0	0	0.00%	0	0.00%
79	Returning Officer Hill Pre-Poll	0	0.00%	0	0.00%	0	0.00%	0	0.00%	0	0.00%	0	0.00%	0	0.00%	0	0	0.00%	0	0.00%
80	Returning Officer Hinchinbrook Pre-Poll	0	0.00%	0	0.00%	0	0.00%	0	0.00%	0	0.00%	0	0.00%	0	0.00%	0	0	0.00%	0	0.00%
81	Returning Officer Inala Pre-Poll	0	0.00%	3	60.00%	0	0.00%	1	20.00%	0	0.00%	1	20.00%	0	0.00%	5	3	37.50%	8	0.03%
82	Returning Officer Ipswich Pre-Poll	0	0.00%	6	50.00%	1	8.33%	2	16.67%	0	0.00%	3	25.00%	0	0.00%	12	1	7.69%	13	0.05%
83	Returning Officer Ipswich West Pre-Poll	0	0.00%	0	0.00%	0	0.00%	0	0.00%	0	0.00%	0	0.00%	0	0.00%	0	0	0.00%	0	0.00%
84	Returning Officer Jordan Pre-Poll	0	0.00%	3	50.00%	0	0.00%	2	33.33%	0	0.00%	1	16.67%	0	0.00%	6	0	0.00%	6	0.02%

85	Returning Officer Kawana Pre-Poll	0	0.00%	1	33.33%	0	0.00%	1	33.33%	0	0.00%	1	33.33%	0	0.00%	3	0	0.00%	3	0.01%
86	Returning Officer Keppel Pre-Poll	0	0.00%	3	100.00%	0	0.00%	0	0.00%	0	0.00%	0	0.00%	0	0.00%	3	0	0.00%	3	0.01%
87	Returning Officer Kurwongbah Pre-Poll	0	0.00%	1	100.00%	0	0.00%	0	0.00%	0	0.00%	0	0.00%	0	0.00%	1	0	0.00%	1	0.00%
88	Returning Officer Lockyer Pre-Poll	0	0.00%	0	0.00%	0	0.00%	2	66.67%	0	0.00%	1	33.33%	0	0.00%	3	0	0.00%	3	0.01%
89	Returning Officer Logan Pre-Poll	0	0.00%	0	0.00%	0	0.00%	1	50.00%	0	0.00%	0	0.00%	1	50.00%	2	0	0.00%	2	0.01%
90	Returning Officer Lytton Pre-Poll	0	0.00%	6	40.00%	2	13.33%	5	33.33%	0	0.00%	2	13.33%	0	0.00%	15	0	0.00%	15	0.05%
91	Returning Officer Macalister Pre-Poll	0	0.00%	0	0.00%	0	0.00%	0	0.00%	0	0.00%	0	0.00%	0	0.00%	0	0	0.00%	0	0.00%
92	Returning Officer Mackay Pre-Poll	0	0.00%	0	0.00%	0	0.00%	0	0.00%	0	0.00%	0	0.00%	0	0.00%	0	0	0.00%	0	0.00%
93	Returning Officer Maiwar Pre-Poll	0	0.00%	4	33.33%	0	0.00%	4	33.33%	0	0.00%	4	33.33%	0	0.00%	12	0	0.00%	12	0.04%
94	Returning Officer Mansfield Pre-Poll	0	0.00%	9	40.91%	0	0.00%	8	36.36%	0	0.00%	5	22.73%	0	0.00%	22	1	4.35%	23	0.08%
95	Returning Officer Maroochydore Pre-Poll	0	0.00%	0	0.00%	0	0.00%	0	0.00%	0	0.00%	0	0.00%	0	0.00%	0	0	0.00%	0	0.00%
96	Returning Officer Maryborough Pre-Poll	0	0.00%	0	0.00%	0	0.00%	1	100.00%	0	0.00%	0	0.00%	0	0.00%	1	0	0.00%	1	0.00%
97	Returning Officer Mcconnel Pre-Poll	0	0.00%	11	45.83%	0	0.00%	3	12.50%	0	0.00%	10	41.67%	0	0.00%	24	0	0.00%	24	0.08%
98	Returning Officer Mermaid Beach Pre-Poll	0	0.00%	1	20.00%	0	0.00%	0	0.00%	0	0.00%	4	80.00%	0	0.00%	5	0	0.00%	5	0.02%
99	Returning Officer Miller Pre-Poll	0	0.00%	16	42.11%	0	0.00%	6	15.79%	0	0.00%	16	42.11%	0	0.00%	38	1	2.56%	39	0.14%
100	Returning Officer Mirani Pre-Poll	0	0.00%	0	0.00%	0	0.00%	0	0.00%	0	0.00%	0	0.00%	0	0.00%	0	0	0.00%	0	0.00%
101	Returning Officer Moggill Pre-Poll	0	0.00%	5	45.45%	1	9.09%	3	27.27%	0	0.00%	2	18.18%	0	0.00%	11	1	8.33%	12	0.04%
102	Returning Officer Morayfield Pre-Poll	0	0.00%	0	0.00%	0	0.00%	0	0.00%	0	0.00%	0	0.00%	0	0.00%	0	0	0.00%	0	0.00%
103	Returning Officer Mount Ommaney Pre-Poll	0	0.00%	2	33.33%	1	16.67%	0	0.00%	0	0.00%	3	50.00%	0	0.00%	6	0	0.00%	6	0.02%
104	Returning Officer Mudgeeraba Pre-Poll	0	0.00%	0	0.00%	0	0.00%	1	100.00%	0	0.00%	0	0.00%	0	0.00%	1	0	0.00%	1	0.00%
105	Returning Officer Mulgrave Pre-Poll	0	0.00%	0	0.00%	0	0.00%	0	0.00%	0	0.00%	0	0.00%	0	0.00%	0	0	0.00%	0	0.00%
106	Returning Officer Mundingburra Pre-Poll	0	0.00%	0	0.00%	0	0.00%	0	0.00%	0	0.00%	0	0.00%	0	0.00%	0	0	0.00%	0	0.00%
107	Returning Officer Murrumba Pre-Poll	0	0.00%	2	66.67%	0	0.00%	0	0.00%	0	0.00%	1	33.33%	0	0.00%	3	0	0.00%	3	0.01%
108	Returning Officer Nanango Pre-Poll	0	0.00%	0	0.00%	0	0.00%	0	0.00%	0	0.00%	0	0.00%	0	0.00%	0	0	0.00%	0	0.00%
109	Returning Officer Nicklin Pre-Poll	0	0.00%	0	0.00%	0	0.00%	1	100.00%	0	0.00%	0	0.00%	0	0.00%	1	0	0.00%	1	0.00%
110	Returning Officer Ninderry Pre-Poll	0	0.00%	0	0.00%	0	0.00%	1	33.33%	0	0.00%	2	66.67%	0	0.00%	3	0	0.00%	3	0.01%
111	Returning Officer Noosa Pre-Poll	0	0.00%	0	0.00%	0	0.00%	0	0.00%	0	0.00%	0	0.00%	0	0.00%	0	0	0.00%	0	0.00%
112	Returning Officer Nudgee Pre-Poll	0	0.00%	3	42.86%	0	0.00%	1	14.29%	0	0.00%	3	42.86%	0	0.00%	7	0	0.00%	7	0.02%
113	Returning Officer Oodgeroo Pre-Poll	0	0.00%	0	0.00%	0	0.00%	0	0.00%	0	0.00%	0	0.00%	0	0.00%	0	0	0.00%	0	0.00%
114	Returning Officer Pine Rivers Pre-Poll	0	0.00%	1	50.00%	0	0.00%	0	0.00%	1	50.00%	0	0.00%	0	0.00%	2	0	0.00%	2	0.01%
115	Returning Officer Pumicestone Pre-Poll	0	0.00%	2	100.00%	0	0.00%	0	0.00%	0	0.00%	0	0.00%	0	0.00%	2	1	33.33%	3	0.01%
116	Returning Officer Redcliffe Pre-Poll	0	0.00%	0	0.00%	0	0.00%	0	0.00%	0	0.00%	0	0.00%	0	0.00%	0	0	0.00%	0	0.00%
117	Returning Officer Redlands Pre-Poll	0	0.00%	1	16.67%	0	0.00%	4	66.67%	0	0.00%	1	16.67%	0	0.00%	6	0	0.00%	6	0.02%
118	Returning Officer Rockhampton Pre-Poll	0	0.00%	0	0.00%	0	0.00%	0	0.00%	0	0.00%	1	100.00%	0	0.00%	1	0	0.00%	1	0.00%
119	Returning Officer Sandgate Pre-Poll	0	0.00%	2	25.00%	0	0.00%	1	12.50%	0	0.00%	5	62.50%	0	0.00%	8	0	0.00%	8	0.03%
120	Returning Officer Scenic Rim Pre-Poll	0	0.00%	1	33.33%	0	0.00%	1	33.33%	0	0.00%	1	33.33%	0	0.00%	3	1	25.00%	4	0.01%
121	Returning Officer Southern Downs Pre-Poll	1	25.00%	1	25.00%	0	0.00%	1	25.00%	0	0.00%	1	25.00%	0	0.00%	4	0	0.00%	4	0.01%
122	Returning Officer Southport Pre-Poll	0	0.00%	0	0.00%	0	0.00%	0	0.00%	0	0.00%	0	0.00%	0	0.00%	0	0	0.00%	0	0.00%
123	Returning Officer Springwood Pre-Poll	0	0.00%	7	46.67%	1	6.67%	3	20.00%	0	0.00%	4	26.67%	0	0.00%	15	1	6.25%	16	0.06%
124	Returning Officer Stafford Pre-Poll	0	0.00%	0	0.00%	0	0.00%	3	75.00%	0	0.00%	1	25.00%	0	0.00%	4	1	20.00%	5	0.02%
125	Returning Officer Stretton Pre-Poll	0	0.00%	8	57.14%	0	0.00%	3	21.43%	0	0.00%	3	21.43%	0	0.00%	14	0	0.00%	14	0.05%
126	Returning Officer Surfers Paradise Pre-Poll	0	0.00%	0	0.00%	0	0.00%	0	0.00%	0	0.00%	1	100.00%	0	0.00%	1	0	0.00%	1	0.00%
127	Returning Officer Theodore Pre-Poll	0	0.00%	0	0.00%	0	0.00%	2	100.00%	0	0.00%	0	0.00%	0	0.00%	2	0	0.00%	2	0.01%
128	Returning Officer Thuringowa Pre-Poll	0	0.00%	0	0.00%	0	0.00%	0	0.00%	0	0.00%	0	0.00%	0	0.00%	0	0	0.00%	0	0.00%
129	Returning Officer Toohey Pre-Poll	0	0.00%	5	45.45%	0	0.00%	0	0.00%	0	0.00%	6	54.55%	0	0.00%	11	0	0.00%	11	0.04%
130	Returning Officer Toowoomba North Pre-Poll	0	0.00%	2	40.00%	0	0.00%	0	0.00%	0	0.00%	3	60.00%	0	0.00%	5	0	0.00%	5	0.02%
131	Returning Officer Toowoomba South Pre-Poll	0	0.00%	0	0.00%	0	0.00%	0	0.00%	0	0.00%	0	0.00%	0	0.00%	0	0	0.00%	0	0.00%
132	Returning Officer Townsville Pre-Poll	0	0.00%	0	0.00%	0	0.00%	0	0.00%	0	0.00%	0	0.00%	0	0.00%	0	0	0.00%	0	0.00%
133	Returning Officer Traeger Pre-Poll	0	0.00%	0	0.00%	0	0.00%	0	0.00%	1	100.00%	0	0.00%	0	0.00%	1	0	0.00%	1	0.00%
134	Returning Officer Warrego Pre-Poll	0	0.00%	0	0.00%	0	0.00%	0	0.00%	0	0.00%	0	0.00%	0	0.00%	0	0	0.00%	0	0.00%
135	Returning Officer Waterford Pre-Poll	0	0.00%	0	0.00%	0	0.00%	0	0.00%	0	0.00%	0	0.00%	0	0.00%	0	0	0.00%	0	0.00%
136	Returning Officer Whitsunday Pre-Poll	0	0.00%	1	100.00%	0	0.00%	0	0.00%	0	0.00%	0	0.00%	0	0.00%	1	0	0.00%	1	0.00%
137	Returning Officer Woodridge Pre-Poll	0	0.00%	2	50.00%	0	0.00%	1	25.00%	0	0.00%	1	25.00%	0	0.00%	4	0	0.00%	4	0.01%
	Polling Booth Totals	**383**	**1.71%**	**8,100**	**36.17%**	**423**	**1.89%**	**7,913**	**35.33%**	**202**	**0.90%**	**5,210**	**23.26%**	**164**	**0.73%**	**22,395**	**772**	**3.33%**	**23,167**	**80.30%**
	Postal, Special Postal, Unenrolled Votes	42	1.65%	951	37.38%	58	2.28%	661	25.98%	18	0.71%	776	30.50%	38	1.49%	2,544	131	4.90%	2,675	9.27%
	Pre-Poll (In Person) Absent Votes	2	1.14%	50	28.57%	1	0.57%	67	38.29%	3	1.71%	50	28.57%	2	1.14%	175	4	2.23%	179	0.62%
	Polling Day Absent Votes	55	2.20%	849	33.91%	33	1.32%	836	33.39%	23	0.92%	683	27.28%	25	1.00%	2,504	135	5.12%	2,639	9.15%
	Declared Institution Votes	1	2.78%	13	36.11%	0	0.00%	9	25.00%	0	0.00%	13	36.11%	0	0.00%	36	4	10.00%	40	0.14%
	Polling Day Declaration Votes	1	0.69%	44	30.34%	1	0.69%	63	43.45%	3	2.07%	32	22.07%	1	0.69%	145	6	3.97%	151	0.52%
	Uncertain Identity	0	0.00%	0	0.00%	0	0.00%	0	0.00%	0	0.00%	0	0.00%	0	0.00%	0	0	0.00%	0	0.00%
	Declaration and Pre-Poll Votes Totals	**101**	**1.87%**	**1,907**	**35.29%**	**93**	**1.72%**	**1,636**	**30.27%**	**47**	**0.87%**	**1,554**	**28.76%**	**66**	**1.22%**	**5,404**	**280**	**4.93%**	**5,684**	**19.70%**
	Total First Preference Votes	**484**	**1.74%**	**10,007**	**36.00%**	**516**	**1.86%**	**9,549**	**34.35%**	**249**	**0.90%**	**6,764**	**24.33%**	**230**	**0.83%**	**27,799**	**1,052**	**3.65%**	**28,851**	**100.00%**

Distribution of Preferences

Preference Distribution	BOELE Karel Votes	%	* TRAD Jackie Votes	%	MURRAY Cameron Votes	%	MACMAHON Amy Votes	%	KELLY Karagh-Mae Votes	%	QUINN Simon Votes	%	JORDAN Frank Votes	%	Votes remaining in count	Exhausted Votes	%	Total Formal Votes
First Preference Votes	484	1.74%	10,007	36.00%	516	1.86%	9,549	34.35%	249	0.90%	6,764	24.33%	230	0.83%	27,799			27,799
JORDAN Excluded (1st)	**42**	**18.26%**	**10**	**4.35%**	**50**	**21.74%**	**18**	**7.83%**	**62**	**26.96%**	**48**	**20.87%**			**230**	**0**	**0.00%**	**230**
Total	526	1.89%	10,017	36.03%	566	2.04%	9,567	34.41%	311	1.12%	6,812	24.50%			27,799	0	0.00%	27,799
KELLY Excluded (2nd)	**45**	**14.47%**	**33**	**10.61%**	**82**	**26.37%**	**113**	**36.33%**			**38**	**12.22%**			**311**	**0**	**0.00%**	**311**
Total	571	2.05%	10,050	36.15%	648	2.33%	9,680	34.82%			6,850	24.64%			27,799	0	0.00%	27,799
BOELE Excluded (3rd)			**169**	**29.60%**	**215**	**37.65%**	**137**	**23.99%**			**50**	**8.76%**			**571**	**0**	**0.00%**	**571**
Total			10,219	36.76%	863	3.10%	9,817	35.31%			6,900	24.82%			27,799	0	0.00%	27,799
MURRAY Excluded (4th)			**207**	**23.99%**			**365**	**42.29%**			**291**	**33.72%**			**863**	**0**	**0.00%**	**863**
Total			10,426	37.50%			10,182	36.63%			7,191	25.87%			27,799	0	0.00%	27,799
QUINN Excluded (5th)			**4,461**	**62.04%**			**2,730**	**37.96%**							**7,191**	**0**	**0.00%**	**7,191**
District Total			**14,887**	**53.55%**			**12,912**	**46.45%**							**27,799**	**0**	**0.00%**	**27,799**

*** Indicates the winner**

77 - Electoral District of Southern Downs

First Preference Votes Polled for each Candidate at each Polling Booth

Booth No.	Polling Booth	* LISTER James LNP Votes	%	RICHTERS Joel ALP Votes	%	MACKENZIE Rob Votes	%	COYNE Joshua ONP Votes	%	NAUSS Jay Votes	%	VAN GEUNS Antonia GRN Votes	%	Total Formal Votes	Informal Votes	%	Total Votes	% of Total Votes
1	Allora	492	44.17%	152	13.64%	131	11.76%	301	27.02%	6	0.54%	32	2.87%	1,114	47	4.05%	1,161	3.60%
2	Amiens	105	50.72%	31	14.98%	24	11.59%	38	18.36%	1	0.48%	8	3.86%	207	12	5.48%	219	0.68%
3	Applethorpe	127	40.45%	61	19.43%	55	17.52%	53	16.88%	1	0.32%	17	5.41%	314	16	4.85%	330	1.02%
4	Ballandean	112	37.84%	64	21.62%	51	17.23%	32	10.81%	3	1.01%	34	11.49%	296	12	3.90%	308	0.96%
5	Broadwater	187	45.17%	59	14.25%	69	16.67%	71	17.15%	3	0.72%	25	6.04%	414	21	4.83%	435	1.35%
6	Cecil Plains	117	54.17%	32	14.81%	9	4.17%	51	23.61%	4	1.85%	3	1.39%	216	4	1.82%	220	0.68%
7	Dalveen	90	49.45%	21	11.54%	43	23.63%	20	10.99%	4	2.20%	4	2.20%	182	4	2.15%	186	0.58%
8	Glen Aplin	138	47.26%	43	14.73%	31	10.62%	50	17.12%	6	2.05%	24	8.22%	292	14	4.58%	306	0.95%
9	Goondiwindi	400	31.92%	122	9.74%	537	42.86%	167	13.33%	6	0.48%	21	1.68%	1,253	45	3.47%	1,298	4.03%
10	Goondiwindi West	293	32.70%	99	11.05%	350	39.06%	141	15.74%	5	0.56%	8	0.89%	896	28	3.03%	924	2.87%
11	Inglewood	201	29.43%	145	21.23%	124	18.16%	188	27.53%	6	0.88%	19	2.78%	683	26	3.67%	709	2.20%
12	Karara	24	54.55%	4	9.09%	4	9.09%	10	22.73%	1	2.27%	1	2.27%	44	1	2.22%	45	0.14%
13	Killarney	335	49.63%	88	13.04%	73	10.81%	151	22.37%	7	1.04%	21	3.11%	675	26	3.71%	701	2.17%
14	Leyburn	52	26.67%	40	20.51%	16	8.21%	75	38.46%	5	2.56%	7	3.59%	195	11	5.34%	206	0.64%
15	Maryvale	92	43.81%	22	10.48%	24	11.43%	53	25.24%	4	1.90%	15	7.14%	210	5	2.33%	215	0.67%
16	Massie	123	43.62%	37	13.12%	37	13.12%	77	27.30%	0	0.00%	8	2.84%	282	8	2.76%	290	0.90%
17	Millmerran	428	39.41%	186	17.13%	84	7.73%	341	31.40%	12	1.10%	35	3.22%	1,086	49	4.32%	1,135	3.52%
18	Murrays Bridge	74	45.96%	18	11.18%	14	8.70%	47	29.19%	1	0.62%	7	4.35%	161	6	3.59%	167	0.52%
19	Pratten	59	43.38%	19	13.97%	14	10.29%	36	26.47%	2	1.47%	6	4.41%	136	3	2.16%	139	0.43%
20	Stanthorpe	672	43.22%	336	21.61%	161	10.35%	252	16.21%	16	1.03%	118	7.59%	1,555	73	4.48%	1,628	5.05%
21	Stanthorpe West	252	46.41%	83	15.29%	77	14.18%	86	15.84%	11	2.03%	34	6.26%	543	30	5.24%	573	1.78%
22	Talwood	44	35.48%	12	9.68%	48	38.71%	17	13.71%	0	0.00%	3	2.42%	124	2	1.59%	126	0.39%
23	Texas	173	33.02%	97	18.51%	68	12.98%	175	33.40%	2	0.38%	9	1.72%	524	12	2.24%	536	1.66%
24	The Summit	195	43.82%	74	16.63%	63	14.16%	85	19.10%	4	0.90%	24	5.39%	445	22	4.71%	467	1.45%
25	Toobeah	41	39.81%	7	6.80%	33	32.04%	19	18.45%	2	1.94%	1	0.97%	103	1	0.96%	104	0.32%
26	Wallangarra	82	35.81%	47	20.52%	36	15.72%	54	23.58%	3	1.31%	7	3.06%	229	11	4.58%	240	0.74%
27	Warwick	535	39.37%	295	21.71%	190	13.98%	236	17.37%	11	0.81%	92	6.77%	1,359	68	4.77%	1,427	4.43%
28	Warwick East	476	36.17%	266	20.21%	190	14.44%	293	22.26%	19	1.44%	72	5.47%	1,316	57	4.15%	1,373	4.26%
29	Warwick South	305	43.14%	116	16.41%	80	11.32%	166	23.48%	9	1.27%	31	4.38%	707	23	3.15%	730	2.26%
30	Warwick West	338	33.47%	238	23.56%	121	11.98%	264	26.14%	8	0.79%	41	4.06%	1,010	51	4.81%	1,061	3.29%
31	Yangan	180	43.37%	51	12.29%	48	11.57%	103	24.82%	3	0.72%	30	7.23%	415	11	2.58%	426	1.32%
32	Yelarbon	77	40.96%	26	13.83%	44	23.40%	38	20.21%	2	1.06%	1	0.53%	188	6	3.09%	194	0.60%
33	Brisbane CBD All-Districts Centre	4	40.00%	4	40.00%	0	0.00%	2	20.00%	0	0.00%	0	0.00%	10	0	0.00%	10	0.03%
34	Bundaberg All-Districts Centre	0	0.00%	0	0.00%	0	0.00%	0	0.00%	0	0.00%	0	0.00%	0	0	0.00%	0	0.00%
35	Burleigh All-Districts Centre	3	60.00%	0	0.00%	0	0.00%	0	0.00%	0	0.00%	2	40.00%	5	0	0.00%	5	0.02%
36	Cairns All-Districts Centre	1	50.00%	0	0.00%	0	0.00%	0	0.00%	0	0.00%	1	50.00%	2	0	0.00%	2	0.01%
37	East Brisbane All-Districts Centre	5	55.56%	1	11.11%	1	11.11%	2	22.22%	0	0.00%	0	0.00%	9	0	0.00%	9	0.03%
38	Hervey Bay All-Districts Centre	0	0.00%	0	0.00%	0	0.00%	0	0.00%	0	0.00%	0	0.00%	0	0	0.00%	0	0.00%
39	Mackay All-Districts Centre	0	0.00%	0	0.00%	0	0.00%	0	0.00%	0	0.00%	0	0.00%	0	0	0.00%	0	0.00%
40	Maroochydore All-Districts Centre	1	100.00%	0	0.00%	0	0.00%	0	0.00%	0	0.00%	0	0.00%	1	0	0.00%	1	0.00%
41	Morayfield All-Districts Centre	0	0.00%	1	33.33%	1	33.33%	1	33.33%	0	0.00%	0	0.00%	3	0	0.00%	3	0.01%
42	Noosa All-Districts Centre	2	100.00%	0	0.00%	0	0.00%	0	0.00%	0	0.00%	0	0.00%	2	0	0.00%	2	0.01%
43	Oodgeroo All-Districts Centre	0	0.00%	3	75.00%	1	25.00%	0	0.00%	0	0.00%	0	0.00%	4	0	0.00%	4	0.01%
44	Redcliffe All-Districts Centre	1	100.00%	0	0.00%	0	0.00%	0	0.00%	0	0.00%	0	0.00%	1	0	0.00%	1	0.00%
45	Southport All-Districts Centre	0	0.00%	0	0.00%	0	0.00%	0	0.00%	0	0.00%	0	0.00%	0	0	0.00%	0	0.00%
46	Telephone Voting	4	66.67%	1	16.67%	0	0.00%	0	0.00%	0	0.00%	1	16.67%	6	0	0.00%	6	0.02%
47	Townsville All-Districts Centre	1	100.00%	0	0.00%	0	0.00%	0	0.00%	0	0.00%	0	0.00%	1	0	0.00%	1	0.00%
48	Vulture Street All-Districts Centre	1	100.00%	0	0.00%	0	0.00%	0	0.00%	0	0.00%	0	0.00%	1	0	0.00%	1	0.00%
49	Woolloongabba All-Districts Centre	1	100.00%	0	0.00%	0	0.00%	0	0.00%	0	0.00%	0	0.00%	1	0	0.00%	1	0.00%
50	Brisbane CBD All-Districts Centre Pre-Poll	19	54.29%	4	11.43%	3	8.57%	2	5.71%	2	5.71%	5	14.29%	35	0	0.00%	35	0.11%
51	Bundaberg All-Districts Centre Pre-Poll	2	66.67%	1	33.33%	0	0.00%	0	0.00%	0	0.00%	0	0.00%	3	0	0.00%	3	0.01%
52	Burleigh All-Districts Centre Pre-Poll	7	36.84%	6	31.58%	0	0.00%	6	31.58%	0	0.00%	0	0.00%	19	0	0.00%	19	0.06%
53	Cairns All-Districts Centre Pre-Poll	0	0.00%	0	0.00%	1	100.00%	0	0.00%	0	0.00%	0	0.00%	1	0	0.00%	1	0.00%
54	Electoral Visit	88	61.54%	24	16.78%	14	9.79%	15	10.49%	1	0.70%	1	0.70%	143	17	10.63%	160	0.50%
55	Hervey Bay All-Districts Centre Pre-poll	4	33.33%	4	33.33%	0	0.00%	3	25.00%	0	0.00%	1	8.33%	12	0	0.00%	12	0.04%
56	Mackay All-Districts Centre Pre-Poll	1	25.00%	1	25.00%	1	25.00%	1	25.00%	0	0.00%	0	0.00%	4	0	0.00%	4	0.01%
57	Maroochydore All-Districts Centre Pre-Poll	1	25.00%	1	25.00%	1	25.00%	0	0.00%	0	0.00%	1	25.00%	4	0	0.00%	4	0.01%
58	Morayfield All-Districts Centre Pre-poll	4	80.00%	0	0.00%	0	0.00%	0	0.00%	0	0.00%	1	20.00%	5	1	16.67%	6	0.02%
59	Noosa All-Districts Centre Pre-Poll	5	38.46%	1	7.69%	2	15.38%	5	38.46%	0	0.00%	0	0.00%	13	0	0.00%	13	0.04%
60	Oodgeroo All-Districts Centre Pre-Poll	3	60.00%	0	0.00%	1	20.00%	1	20.00%	0	0.00%	0	0.00%	5	0	0.00%	5	0.02%
61	Redcliffe All-Districts Centre Pre-Poll	5	83.33%	0	0.00%	1	16.67%	0	0.00%	0	0.00%	0	0.00%	6	0	0.00%	6	0.02%
62	Southport All-Districts Centre Pre-Poll	3	33.33%	0	0.00%	3	33.33%	3	33.33%	0	0.00%	0	0.00%	9	1	10.00%	10	0.03%
63	Telephone Voting - Pre-poll	1	8.33%	5	41.67%	5	41.67%	1	8.33%	0	0.00%	0	0.00%	12	0	0.00%	12	0.04%
64	Townsville All-Districts Centre Pre-Poll	2	66.67%	1	33.33%	0	0.00%	0	0.00%	0	0.00%	0	0.00%	3	0	0.00%	3	0.01%
65	eAssist - Coorparoo Pre-Poll	0	0.00%	0	0.00%	0	0.00%	0	0.00%	0	0.00%	0	0.00%	0	0	0.00%	0	0.00%
66	Goondiwindi Pre-Poll	579	37.57%	144	9.34%	617	40.04%	175	11.36%	8	0.52%	18	1.17%	1,541	25	1.60%	1,566	4.86%
67	Stanthorpe Pre-Poll	1,044	49.32%	395	18.66%	233	11.01%	323	15.26%	16	0.76%	106	5.01%	2,117	68	3.11%	2,185	6.78%
68	Returning Officer Southern Downs Pre-Poll	2,555	41.76%	1,173	19.17%	860	14.05%	1,255	20.51%	55	0.90%	221	3.61%	6,119	179	2.84%	6,298	19.54%
69	Returning Officer Algester Pre-Poll	0	0.00%	0	0.00%	0	0.00%	0	0.00%	0	0.00%	0	0.00%	0	0	0.00%	0	0.00%
70	Returning Officer Aspley Pre-Poll	0	0.00%	0	0.00%	0	0.00%	0	0.00%	0	0.00%	0	0.00%	0	0	0.00%	0	0.00%
71	Returning Officer Bancroft Pre-Poll	0	0.00%	0	0.00%	0	0.00%	0	0.00%	0	0.00%	0	0.00%	0	0	0.00%	0	0.00%
72	Returning Officer Barron River Pre-Poll	0	0.00%	0	0.00%	0	0.00%	0	0.00%	0	0.00%	0	0.00%	0	0	0.00%	0	0.00%
73	Returning Officer Bonney Pre-Poll	0	0.00%	0	0.00%	0	0.00%	0	0.00%	0	0.00%	0	0.00%	0	0	0.00%	0	0.00%
74	Returning Officer Broadwater Pre-Poll	1	100.00%	0	0.00%	0	0.00%	0	0.00%	0	0.00%	0	0.00%	1	0	0.00%	1	0.00%
75	Returning Officer Buderim Pre-Poll	1	20.00%	0	0.00%	0	0.00%	3	60.00%	0	0.00%	1	20.00%	5	0	0.00%	5	0.02%
76	Returning Officer Bulimba Pre-Poll	0	0.00%	0	0.00%	0	0.00%	0	0.00%	0	0.00%	0	0.00%	0	0	0.00%	0	0.00%
77	Returning Officer Bundaberg Pre-Poll	0	0.00%	0	0.00%	0	0.00%	0	0.00%	0	0.00%	0	0.00%	0	0	0.00%	0	0.00%

78	Returning Officer Bundamba Pre-Poll	1	33.33%	2	66.67%	0	0.00%	0	0.00%	0	0.00%	0	0.00%	3	0	0.00%	3	0.01%
79	Returning Officer Burdekin Pre-Poll	0	0.00%	0	0.00%	0	0.00%	0	0.00%	0	0.00%	0	0.00%	0	0	0.00%	0	0.00%
80	Returning Officer Burleigh Pre-Poll	0	0.00%	0	0.00%	0	0.00%	0	0.00%	0	0.00%	0	0.00%	0	0	0.00%	0	0.00%
81	Returning Officer Burnett Pre-Poll	0	0.00%	0	0.00%	0	0.00%	0	0.00%	0	0.00%	0	0.00%	0	0	0.00%	0	0.00%
82	Returning Officer Cairns Pre-Poll	0	0.00%	0	0.00%	0	0.00%	0	0.00%	0	0.00%	0	0.00%	0	0	0.00%	0	0.00%
83	Returning Officer Callide Pre-Poll	2	100.00%	0	0.00%	0	0.00%	0	0.00%	0	0.00%	0	0.00%	2	0	0.00%	2	0.01%
84	Returning Officer Caloundra Pre-Poll	0	0.00%	3	37.50%	0	0.00%	4	50.00%	1	12.50%	0	0.00%	8	1	11.11%	9	0.03%
85	Returning Officer Capalaba Pre-Poll	0	0.00%	1	100.00%	0	0.00%	0	0.00%	0	0.00%	0	0.00%	1	0	0.00%	1	0.00%
86	Returning Officer Chatsworth Pre-Poll	1	33.33%	0	0.00%	0	0.00%	2	66.67%	0	0.00%	0	0.00%	3	0	0.00%	3	0.01%
87	Returning Officer Clayfield Pre-Poll	1	25.00%	1	25.00%	0	0.00%	1	25.00%	0	0.00%	1	25.00%	4	0	0.00%	4	0.01%
88	Returning Officer Condamine Pre-Poll	30	40.54%	16	21.62%	6	8.11%	20	27.03%	1	1.35%	1	1.35%	74	3	3.90%	77	0.24%
89	Returning Officer Cook Pre-Poll	1	25.00%	0	0.00%	0	0.00%	2	50.00%	0	0.00%	1	25.00%	4	0	0.00%	4	0.01%
90	Returning Officer Coomera Pre-Poll	0	0.00%	0	0.00%	0	0.00%	0	0.00%	0	0.00%	0	0.00%	0	0	0.00%	0	0.00%
91	Returning Officer Cooper Pre-Poll	1	25.00%	0	0.00%	2	50.00%	0	0.00%	0	0.00%	1	25.00%	4	0	0.00%	4	0.01%
92	Returning Officer Currumbin Pre-Poll	1	25.00%	0	0.00%	0	0.00%	1	25.00%	0	0.00%	2	50.00%	4	1	20.00%	5	0.02%
93	Returning Officer Everton Pre-Poll	0	0.00%	0	0.00%	0	0.00%	0	0.00%	0	0.00%	0	0.00%	0	0	0.00%	0	0.00%
94	Returning Officer Ferny Grove Pre-Poll	1	50.00%	1	50.00%	0	0.00%	0	0.00%	0	0.00%	0	0.00%	2	0	0.00%	2	0.01%
95	Returning Officer Gaven Pre-Poll	0	0.00%	0	0.00%	0	0.00%	0	0.00%	0	0.00%	0	0.00%	0	0	0.00%	0	0.00%
96	Returning Officer Gladstone Pre-Poll	0	0.00%	1	25.00%	0	0.00%	2	50.00%	0	0.00%	1	25.00%	4	0	0.00%	4	0.01%
97	Returning Officer Glass House Pre-Poll	0	0.00%	0	0.00%	0	0.00%	0	0.00%	0	0.00%	0	0.00%	0	0	0.00%	0	0.00%
98	Returning Officer Greenslopes Pre-Poll	0	0.00%	3	100.00%	0	0.00%	0	0.00%	0	0.00%	0	0.00%	3	0	0.00%	3	0.01%
99	Returning Officer Gregory Pre-Poll	1	33.33%	0	0.00%	1	33.33%	1	33.33%	0	0.00%	0	0.00%	3	0	0.00%	3	0.01%
100	Returning Officer Gympie Pre-Poll	0	0.00%	0	0.00%	0	0.00%	1	100.00%	0	0.00%	0	0.00%	1	0	0.00%	1	0.00%
101	Returning Officer Hervey Bay Pre-Poll	0	0.00%	0	0.00%	0	0.00%	0	0.00%	0	0.00%	0	0.00%	0	0	0.00%	0	0.00%
102	Returning Officer Hill Pre-Poll	2	100.00%	0	0.00%	0	0.00%	0	0.00%	0	0.00%	0	0.00%	2	0	0.00%	2	0.01%
103	Returning Officer Hinchinbrook Pre-Poll	0	0.00%	0	0.00%	0	0.00%	0	0.00%	0	0.00%	0	0.00%	0	0	0.00%	0	0.00%
104	Returning Officer Inala Pre-Poll	0	0.00%	2	66.67%	0	0.00%	1	33.33%	0	0.00%	0	0.00%	3	0	0.00%	3	0.01%
105	Returning Officer Ipswich Pre-Poll	0	0.00%	1	33.33%	0	0.00%	2	66.67%	0	0.00%	0	0.00%	3	0	0.00%	3	0.01%
106	Returning Officer Ipswich West Pre-Poll	0	0.00%	0	0.00%	0	0.00%	0	0.00%	0	0.00%	0	0.00%	0	0	0.00%	0	0.00%
107	Returning Officer Jordan Pre-Poll	0	0.00%	0	0.00%	0	0.00%	0	0.00%	0	0.00%	0	0.00%	0	0	0.00%	0	0.00%
108	Returning Officer Kawana Pre-Poll	2	100.00%	0	0.00%	0	0.00%	0	0.00%	0	0.00%	0	0.00%	2	0	0.00%	2	0.01%
109	Returning Officer Keppel Pre-Poll	0	0.00%	0	0.00%	0	0.00%	2	66.67%	0	0.00%	1	33.33%	3	0	0.00%	3	0.01%
110	Returning Officer Kurwongbah Pre-Poll	0	0.00%	0	0.00%	0	0.00%	0	0.00%	0	0.00%	0	0.00%	0	0	0.00%	0	0.00%
111	Returning Officer Lockyer Pre-Poll	3	27.27%	2	18.18%	2	18.18%	1	9.09%	0	0.00%	3	27.27%	11	0	0.00%	11	0.03%
112	Returning Officer Logan Pre-Poll	0	0.00%	2	100.00%	0	0.00%	0	0.00%	0	0.00%	0	0.00%	2	0	0.00%	2	0.01%
113	Returning Officer Lytton Pre-Poll	2	66.67%	0	0.00%	0	0.00%	1	33.33%	0	0.00%	0	0.00%	3	1	25.00%	4	0.01%
114	Returning Officer Macalister Pre-Poll	0	0.00%	0	0.00%	0	0.00%	0	0.00%	0	0.00%	0	0.00%	0	0	0.00%	0	0.00%
115	Returning Officer Mackay Pre-Poll	0	0.00%	0	0.00%	0	0.00%	0	0.00%	0	0.00%	0	0.00%	0	0	0.00%	0	0.00%
116	Returning Officer Maiwar Pre-Poll	4	57.14%	2	28.57%	0	0.00%	1	14.29%	0	0.00%	0	0.00%	7	0	0.00%	7	0.02%
117	Returning Officer Mansfield Pre-Poll	0	0.00%	0	0.00%	0	0.00%	0	0.00%	0	0.00%	0	0.00%	0	0	0.00%	0	0.00%
118	Returning Officer Maroochydore Pre-Poll	0	0.00%	0	0.00%	0	0.00%	0	0.00%	0	0.00%	0	0.00%	0	0	0.00%	0	0.00%
119	Returning Officer Maryborough Pre-Poll	0	0.00%	1	50.00%	0	0.00%	1	50.00%	0	0.00%	0	0.00%	2	0	0.00%	2	0.01%
120	Returning Officer Mcconnel Pre-Poll	0	0.00%	0	0.00%	0	0.00%	0	0.00%	0	0.00%	0	0.00%	0	0	0.00%	0	0.00%
121	Returning Officer Mermaid Beach Pre-Poll	1	33.33%	0	0.00%	0	0.00%	2	66.67%	0	0.00%	0	0.00%	3	0	0.00%	3	0.01%
122	Returning Officer Miller Pre-Poll	0	0.00%	1	50.00%	0	0.00%	0	0.00%	0	0.00%	1	50.00%	2	0	0.00%	2	0.01%
123	Returning Officer Mirani Pre-Poll	0	0.00%	0	0.00%	0	0.00%	0	0.00%	0	0.00%	0	0.00%	0	0	0.00%	0	0.00%
124	Returning Officer Moggill Pre-Poll	1	50.00%	0	0.00%	0	0.00%	1	50.00%	0	0.00%	0	0.00%	2	0	0.00%	2	0.01%
125	Returning Officer Morayfield Pre-Poll	0	0.00%	0	0.00%	0	0.00%	0	0.00%	0	0.00%	0	0.00%	0	0	0.00%	0	0.00%
126	Returning Officer Mount Ommaney Pre-Poll	0	0.00%	0	0.00%	0	0.00%	0	0.00%	0	0.00%	0	0.00%	0	0	0.00%	0	0.00%
127	Returning Officer Mudgeeraba Pre-Poll	1	100.00%	0	0.00%	0	0.00%	0	0.00%	0	0.00%	0	0.00%	1	0	0.00%	1	0.00%
128	Returning Officer Mulgrave Pre-Poll	0	0.00%	0	0.00%	0	0.00%	0	0.00%	0	0.00%	0	0.00%	0	0	0.00%	0	0.00%
129	Returning Officer Mundingburra Pre-Poll	0	0.00%	0	0.00%	0	0.00%	0	0.00%	0	0.00%	0	0.00%	0	0	0.00%	0	0.00%
130	Returning Officer Murrumba Pre-Poll	0	0.00%	0	0.00%	0	0.00%	0	0.00%	0	0.00%	0	0.00%	0	0	0.00%	0	0.00%
131	Returning Officer Nanango Pre-Poll	0	0.00%	1	100.00%	0	0.00%	0	0.00%	0	0.00%	0	0.00%	1	0	0.00%	1	0.00%
132	Returning Officer Nicklin Pre-Poll	0	0.00%	0	0.00%	0	0.00%	1	100.00%	0	0.00%	0	0.00%	1	0	0.00%	1	0.00%
133	Returning Officer Ninderry Pre-Poll	0	0.00%	0	0.00%	0	0.00%	0	0.00%	0	0.00%	0	0.00%	0	0	0.00%	0	0.00%
134	Returning Officer Noosa Pre-Poll	0	0.00%	0	0.00%	0	0.00%	0	0.00%	0	0.00%	0	0.00%	0	0	0.00%	0	0.00%
135	Returning Officer Nudgee Pre-Poll	0	0.00%	0	0.00%	0	0.00%	0	0.00%	0	0.00%	0	0.00%	0	1	0.00%	1	0.00%
136	Returning Officer Oodgeroo Pre-Poll	0	0.00%	0	0.00%	0	0.00%	0	0.00%	0	0.00%	0	0.00%	0	0	0.00%	0	0.00%
137	Returning Officer Pine Rivers Pre-Poll	0	0.00%	0	0.00%	1	100.00%	0	0.00%	0	0.00%	0	0.00%	1	0	0.00%	1	0.00%
138	Returning Officer Pumicestone Pre-Poll	0	0.00%	0	0.00%	2	66.67%	1	33.33%	0	0.00%	0	0.00%	3	0	0.00%	3	0.01%
139	Returning Officer Redcliffe Pre-Poll	0	0.00%	0	0.00%	0	0.00%	0	0.00%	0	0.00%	0	0.00%	0	0	0.00%	0	0.00%
140	Returning Officer Redlands Pre-Poll	0	0.00%	0	0.00%	0	0.00%	0	0.00%	0	0.00%	0	0.00%	0	0	0.00%	0	0.00%
141	Returning Officer Rockhampton Pre-Poll	0	0.00%	2	100.00%	0	0.00%	0	0.00%	0	0.00%	0	0.00%	2	0	0.00%	2	0.01%
142	Returning Officer Sandgate Pre-Poll	0	0.00%	0	0.00%	0	0.00%	0	0.00%	0	0.00%	1	100.00%	1	0	0.00%	1	0.00%
143	Returning Officer Scenic Rim Pre-Poll	1	50.00%	0	0.00%	0	0.00%	1	50.00%	0	0.00%	0	0.00%	2	0	0.00%	2	0.01%
144	Returning Officer South Brisbane Pre-Poll	0	0.00%	0	0.00%	0	0.00%	1	100.00%	0	0.00%	0	0.00%	1	0	0.00%	1	0.00%
145	Returning Officer Southport Pre-Poll	0	0.00%	0	0.00%	0	0.00%	0	0.00%	0	0.00%	0	0.00%	0	0	0.00%	0	0.00%
146	Returning Officer Springwood Pre-Poll	2	100.00%	0	0.00%	0	0.00%	0	0.00%	0	0.00%	0	0.00%	2	0	0.00%	2	0.01%
147	Returning Officer Stafford Pre-Poll	0	0.00%	1	100.00%	0	0.00%	0	0.00%	0	0.00%	0	0.00%	1	1	50.00%	2	0.01%
148	Returning Officer Stretton Pre-Poll	0	0.00%	0	0.00%	0	0.00%	0	0.00%	0	0.00%	0	0.00%	0	0	0.00%	0	0.00%
149	Returning Officer Surfers Paradise Pre-Poll	2	66.67%	1	33.33%	0	0.00%	0	0.00%	0	0.00%	0	0.00%	3	0	0.00%	3	0.01%
150	Returning Officer Theodore Pre-Poll	0	0.00%	1	100.00%	0	0.00%	0	0.00%	0	0.00%	0	0.00%	1	0	0.00%	1	0.00%
151	Returning Officer Thuringowa Pre-Poll	0	0.00%	0	0.00%	0	0.00%	0	0.00%	0	0.00%	0	0.00%	0	0	0.00%	0	0.00%
152	Returning Officer Toohey Pre-Poll	0	0.00%	0	0.00%	0	0.00%	0	0.00%	0	0.00%	0	0.00%	0	0	0.00%	0	0.00%
153	Returning Officer Toowoomba North Pre-Poll	24	53.33%	5	11.11%	6	13.33%	7	15.56%	0	0.00%	3	6.67%	45	1	2.17%	46	0.14%
154	Returning Officer Toowoomba South Pre-Poll	9	27.27%	8	24.24%	0	0.00%	14	42.42%	1	3.03%	1	3.03%	33	5	13.16%	38	0.12%
155	Returning Officer Townsville Pre-Poll	0	0.00%	0	0.00%	0	0.00%	0	0.00%	0	0.00%	0	0.00%	0	0	0.00%	0	0.00%
156	Returning Officer Traeger Pre-Poll	2	100.00%	0	0.00%	0	0.00%	0	0.00%	0	0.00%	0	0.00%	2	0	0.00%	2	0.01%
157	Returning Officer Warrego Pre-Poll	10	45.45%	5	22.73%	2	9.09%	4	18.18%	1	4.55%	0	0.00%	22	0	0.00%	22	0.07%
158	Returning Officer Waterford Pre-Poll	0	0.00%	0	0.00%	0	0.00%	0	0.00%	0	0.00%	0	0.00%	0	0	0.00%	0	0.00%
159	Returning Officer Whitsunday Pre-Poll	0	0.00%	0	0.00%	0	0.00%	2	100.00%	0	0.00%	0	0.00%	2	0	0.00%	2	0.01%
160	Returning Officer Woodridge Pre-Poll	0	0.00%	2	100.00%	0	0.00%	0	0.00%	0	0.00%	0	0.00%	2	1	33.33%	3	0.01%
	Polling Booth Totals	**11,274**	**40.90%**	**4,726**	**17.14%**	**4,616**	**16.74%**	**5,565**	**20.19%**	**253**	**0.92%**	**1,134**	**4.11%**	**27,568**	**1,011**	**3.54%**	**28,579**	**88.66%**
Postal, Special Postal, Unenrolled Votes		983	48.35%	262	12.89%	256	12.59%	420	20.66%	21	1.03%	91	4.48%	2,033	112	5.22%	2,145	6.65%

Pre-Poll (In Person) Absent Votes	46	41.07%	11	9.82%	10	8.93%	30	26.79%	4	3.57%	11	9.82%	112	3	2.61%	115	0.36%
Polling Day Absent Votes	417	37.98%	199	18.12%	114	10.38%	257	23.41%	15	1.37%	96	8.74%	1,098	46	4.02%	1,144	3.55%
Declared Institution Votes	14	32.56%	12	27.91%	5	11.63%	8	18.60%	1	2.33%	3	6.98%	43	1	2.27%	44	0.14%
Polling Day Declaration Votes	63	31.34%	35	17.41%	41	20.40%	51	25.37%	6	2.99%	5	2.49%	201	8	3.83%	209	0.65%
Uncertain Identity	0	0.00%	0	0.00%	0	0.00%	0	0.00%	0	0.00%	0	0.00%	0	0	0.00%	0	0.00%
Declaration and Pre-Poll Votes Totals	**1,523**	**43.68%**	**519**	**14.88%**	**426**	**12.22%**	**766**	**21.97%**	**47**	**1.35%**	**206**	**5.91%**	**3,487**	**170**	**4.65%**	**3,657**	**11.34%**
Total First Preference Votes	**12,797**	**41.21%**	**5,245**	**16.89%**	**5,042**	**16.24%**	**6,331**	**20.39%**	**300**	**0.97%**	**1,340**	**4.31%**	**31,055**	**1,181**	**3.66%**	**32,236**	**100.00%**

Distribution of Preferences

	* LISTER James		RICHTERS Joel		MACKENZIE Rob		COYNE Joshua		NAUSS Jay		VAN GEUNS Antonia		Votes remaining in count	Exhausted		Total Formal Votes
Preference Distribution	**Votes**	**%**	**Votes**	**%**	**Votes**	**%**	**Votes**	**%**	**Votes**	**%**	**Votes**	**%**		**Votes**	**%**	
First Preference Votes	12,797	41.21%	5,245	16.89%	5,042	16.24%	6,331	20.39%	300	0.97%	1,340	4.31%	31,055			31,055
NAUSS Excluded (1st)	**34**	**11.33%**	**29**	**9.67%**	**113**	**37.67%**	**65**	**21.67%**			**59**	**19.67%**	**300**	**0**	**0.00%**	**300**
Total	12,831	41.32%	5,274	16.98%	5,155	16.60%	6,396	20.60%			1,399	4.50%	31,055	0	0.00%	31,055
VAN GEUNS Excluded (2nd)	**162**	**11.58%**	**720**	**51.47%**	**325**	**23.23%**	**192**	**13.72%**					**1,399**	**0**	**0.00%**	**1,399**
Total	12,993	41.84%	5,994	19.30%	5,480	17.65%	6,588	21.21%					31,055	0	0.00%	31,055
MACKENZIE Excluded (3rd)	**2,032**	**37.08%**	**1,128**	**20.58%**			**2,320**	**42.34%**					**5,480**	**0**	**0.00%**	**5,480**
Total	15,025	48.38%	7,122	22.93%			8,908	28.68%					31,055	0	0.00%	31,055
RICHTERS Excluded (4th)	**4,559**	**64.01%**					**2,563**	**35.99%**					**7,122**	**0**	**0.00%**	**7,122**
District Total	**19,584**	**63.06%**					**11,471**	**36.94%**					**31,055**	**0**	**0.00%**	**31,055**

*** Indicates the winner**

78 - Electoral District of Southport

First Preference Votes Polled for each Candidate at each Polling Booth

Booth No.	Polling Booth	LE PLASTRIER Michelle GRN Votes	%	* MOLHOEK Rob LNP Votes	%	FLORI Rick Votes	%	JOUBERT Johan CR Votes	%	SEARLE Judy ALP Votes	%	Total Formal Votes	Informal Votes	%	Total Votes	% of Total Votes
1	Ashmore	203	9.01%	949	42.10%	324	14.37%	55	2.44%	723	32.08%	2,254	111	4.69%	2,365	8.44%
2	Ashmore West	232	11.05%	866	41.26%	255	12.15%	64	3.05%	682	32.49%	2,099	105	4.76%	2,204	7.87%
3	Bellevue Park	56	8.10%	321	46.45%	86	12.45%	26	3.76%	202	29.23%	691	35	4.82%	726	2.59%
4	Benowa	184	11.86%	800	51.58%	121	7.80%	54	3.48%	392	25.27%	1,551	93	5.66%	1,644	5.87%
5	Evandale	64	9.20%	405	58.19%	35	5.03%	15	2.16%	177	25.43%	696	26	3.60%	722	2.58%
6	Isle of Capri	25	12.56%	112	56.28%	16	8.04%	2	1.01%	44	22.11%	199	13	6.13%	212	0.76%
7	Keebra Park	143	12.14%	434	36.84%	132	11.21%	41	3.48%	428	36.33%	1,178	86	6.80%	1,264	4.51%
8	Labrador	41	29.50%	29	20.86%	12	8.63%	12	8.63%	45	32.37%	139	10	6.71%	149	0.53%
9	Main Beach	25	15.24%	95	57.93%	10	6.10%	4	2.44%	30	18.29%	164	8	4.65%	172	0.61%
10	Nerang Primary	24	13.04%	82	44.57%	8	4.35%	4	2.17%	66	35.87%	184	15	7.54%	199	0.71%
11	Southport East	246	11.05%	988	44.38%	129	5.80%	42	1.89%	821	36.88%	2,226	135	5.72%	2,361	8.43%
12	Southport North	152	16.67%	319	34.98%	78	8.55%	37	4.06%	326	35.75%	912	59	6.08%	971	3.47%
13	Southport West	152	12.48%	467	38.34%	102	8.37%	28	2.30%	469	38.51%	1,218	95	7.24%	1,313	4.69%
14	Brisbane CBD All-Districts Centre	3	23.08%	7	53.85%	1	7.69%	0	0.00%	2	15.38%	13	1	7.14%	14	0.05%
15	Bundaberg All-Districts Centre	0	0.00%	0	0.00%	0	0.00%	0	0.00%	0	0.00%	0	0	0.00%	0	0.00%
16	Burleigh All-Districts Centre	5	33.33%	7	46.67%	1	6.67%	0	0.00%	2	13.33%	15	1	6.25%	16	0.06%
17	Cairns All-Districts Centre	0	0.00%	1	50.00%	1	50.00%	0	0.00%	0	0.00%	2	0	0.00%	2	0.01%
18	East Brisbane All-Districts Centre	2	20.00%	3	30.00%	0	0.00%	0	0.00%	5	50.00%	10	1	9.09%	11	0.04%
19	Hervey Bay All-Districts Centre	0	0.00%	0	0.00%	0	0.00%	1	100.00%	0	0.00%	1	0	0.00%	1	0.00%
20	Mackay All-Districts Centre	0	0.00%	1	100.00%	0	0.00%	0	0.00%	0	0.00%	1	0	0.00%	1	0.00%
21	Maroochydore All-Districts Centre	0	0.00%	0	0.00%	0	0.00%	0	0.00%	0	0.00%	0	0	0.00%	0	0.00%
22	Morayfield All-Districts Centre	0	0.00%	0	0.00%	0	0.00%	0	0.00%	0	0.00%	0	0	0.00%	0	0.00%
23	Noosa All-Districts Centre	0	0.00%	0	0.00%	1	100.00%	0	0.00%	0	0.00%	1	0	0.00%	1	0.00%
24	Oodgeroo All-Districts Centre	0	0.00%	0	0.00%	0	0.00%	0	0.00%	0	0.00%	0	0	0.00%	0	0.00%
25	Redcliffe All-Districts Centre	0	0.00%	0	0.00%	0	0.00%	0	0.00%	0	0.00%	0	0	0.00%	0	0.00%
26	Southport All-Districts Centre	27	8.44%	152	47.50%	50	15.63%	7	2.19%	84	26.25%	320	13	3.90%	333	1.19%
27	Telephone Voting	0	0.00%	0	0.00%	0	0.00%	0	0.00%	1	100.00%	1	0	0.00%	1	0.00%
28	Townsville All-Districts Centre	0	0.00%	0	0.00%	0	0.00%	0	0.00%	0	0.00%	0	0	0.00%	0	0.00%
29	Vulture Street All-Districts Centre	0	0.00%	0	0.00%	0	0.00%	0	0.00%	1	100.00%	1	0	0.00%	1	0.00%
30	Woolloongabba All-Districts Centre	0	0.00%	2	100.00%	0	0.00%	0	0.00%	0	0.00%	2	0	0.00%	2	0.01%
31	Brisbane CBD All-Districts Centre Pre-Poll	5	10.42%	28	58.33%	1	2.08%	1	2.08%	13	27.08%	48	1	2.04%	49	0.17%
32	Bundaberg All-Districts Centre Pre-Poll	0	0.00%	1	50.00%	0	0.00%	0	0.00%	1	50.00%	2	0	0.00%	2	0.01%
33	Burleigh All-Districts Centre Pre-Poll	23	19.49%	52	44.07%	6	5.08%	5	4.24%	32	27.12%	118	5	4.07%	123	0.44%
34	Cairns All-Districts Centre Pre-Poll	0	0.00%	0	0.00%	0	0.00%	1	33.33%	2	66.67%	3	0	0.00%	3	0.01%
35	Electoral Visit	48	8.42%	338	59.30%	43	7.54%	11	1.93%	130	22.81%	570	22	3.72%	592	2.11%
36	Hervey Bay All-Districts Centre Pre-poll	0	0.00%	1	100.00%	0	0.00%	0	0.00%	0	0.00%	1	0	0.00%	1	0.00%
37	Mackay All-Districts Centre Pre-Poll	0	0.00%	0	0.00%	0	0.00%	0	0.00%	0	0.00%	0	0	0.00%	0	0.00%
38	Maroochydore All-Districts Centre Pre-Poll	1	16.67%	1	16.67%	0	0.00%	0	0.00%	4	66.67%	6	0	0.00%	6	0.02%
39	Morayfield All-Districts Centre Pre-poll	0	0.00%	0	0.00%	0	0.00%	0	0.00%	2	100.00%	2	0	0.00%	2	0.01%
40	Noosa All-Districts Centre Pre-Poll	0	0.00%	4	100.00%	0	0.00%	0	0.00%	0	0.00%	4	0	0.00%	4	0.01%
41	Oodgeroo All-Districts Centre Pre-Poll	1	100.00%	0	0.00%	0	0.00%	0	0.00%	0	0.00%	1	0	0.00%	1	0.00%
42	Redcliffe All-Districts Centre Pre-Poll	0	0.00%	1	100.00%	0	0.00%	0	0.00%	0	0.00%	1	1	50.00%	2	0.01%
43	Southport All-Districts Centre Pre-Poll	490	7.59%	3,279	50.82%	803	12.45%	144	2.23%	1,736	26.91%	6,452	224	3.36%	6,676	23.84%
44	Telephone Voting - Pre-poll	0	0.00%	6	50.00%	1	8.33%	0	0.00%	5	41.67%	12	0	0.00%	12	0.04%
45	Townsville All-Districts Centre Pre-Poll	0	0.00%	1	33.33%	1	33.33%	0	0.00%	1	33.33%	3	0	0.00%	3	0.01%
46	eAssist - Coorparoo Pre-Poll	0	0.00%	0	0.00%	0	0.00%	0	0.00%	0	0.00%	0	0	0.00%	0	0.00%
47	Returning Officer Southport Pre-Poll	0	0.00%	0	0.00%	0	0.00%	0	0.00%	0	0.00%	0	0	0.00%	0	0.00%
48	Returning Officer Algester Pre-Poll	0	0.00%	0	0.00%	0	0.00%	0	0.00%	0	0.00%	0	0	0.00%	0	0.00%
49	Returning Officer Aspley Pre-Poll	0	0.00%	0	0.00%	0	0.00%	1	100.00%	0	0.00%	1	0	0.00%	1	0.00%
50	Returning Officer Bancroft Pre-Poll	0	0.00%	0	0.00%	0	0.00%	0	0.00%	0	0.00%	0	0	0.00%	0	0.00%
51	Returning Officer Barron River Pre-Poll	0	0.00%	0	0.00%	0	0.00%	0	0.00%	0	0.00%	0	0	0.00%	0	0.00%
52	Returning Officer Bonney Pre-Poll	5	7.81%	40	62.50%	3	4.69%	2	3.13%	14	21.88%	64	7	9.86%	71	0.25%
53	Returning Officer Broadwater Pre-Poll	9	8.11%	54	48.65%	14	12.61%	4	3.60%	30	27.03%	111	4	3.48%	115	0.41%
54	Returning Officer Buderim Pre-Poll	0	0.00%	0	0.00%	0	0.00%	0	0.00%	0	0.00%	0	0	0.00%	0	0.00%
55	Returning Officer Bulimba Pre-Poll	0	0.00%	2	66.67%	1	33.33%	0	0.00%	0	0.00%	3	0	0.00%	3	0.01%
56	Returning Officer Bundaberg Pre-Poll	0	0.00%	0	0.00%	0	0.00%	0	0.00%	0	0.00%	0	0	0.00%	0	0.00%
57	Returning Officer Bundamba Pre-Poll	0	0.00%	0	0.00%	0	0.00%	0	0.00%	0	0.00%	0	0	0.00%	0	0.00%
58	Returning Officer Burdekin Pre-Poll	0	0.00%	0	0.00%	0	0.00%	0	0.00%	0	0.00%	0	0	0.00%	0	0.00%
59	Returning Officer Burleigh Pre-Poll	0	0.00%	0	0.00%	0	0.00%	0	0.00%	0	0.00%	0	0	0.00%	0	0.00%
60	Returning Officer Burnett Pre-Poll	0	0.00%	0	0.00%	0	0.00%	0	0.00%	0	0.00%	0	0	0.00%	0	0.00%
61	Returning Officer Cairns Pre-Poll	0	0.00%	0	0.00%	0	0.00%	0	0.00%	0	0.00%	0	0	0.00%	0	0.00%
62	Returning Officer Callide Pre-Poll	0	0.00%	0	0.00%	0	0.00%	0	0.00%	0	0.00%	0	0	0.00%	0	0.00%
63	Returning Officer Caloundra Pre-Poll	0	0.00%	3	60.00%	1	20.00%	0	0.00%	1	20.00%	5	0	0.00%	5	0.02%
64	Returning Officer Capalaba Pre-Poll	0	0.00%	0	0.00%	0	0.00%	0	0.00%	0	0.00%	0	1	0.00%	1	0.00%
65	Returning Officer Chatsworth Pre-Poll	0	0.00%	0	0.00%	0	0.00%	0	0.00%	0	0.00%	0	0	0.00%	0	0.00%
66	Returning Officer Clayfield Pre-Poll	0	0.00%	0	0.00%	0	0.00%	1	100.00%	0	0.00%	1	0	0.00%	1	0.00%
67	Returning Officer Condamine Pre-Poll	0	0.00%	0	0.00%	0	0.00%	0	0.00%	0	0.00%	0	0	0.00%	0	0.00%
68	Returning Officer Cook Pre-Poll	0	0.00%	0	0.00%	0	0.00%	0	0.00%	0	0.00%	0	0	0.00%	0	0.00%
69	Returning Officer Coomera Pre-Poll	1	16.67%	2	33.33%	1	16.67%	0	0.00%	2	33.33%	6	4	40.00%	10	0.04%
70	Returning Officer Cooper Pre-Poll	0	0.00%	0	0.00%	0	0.00%	0	0.00%	1	100.00%	1	0	0.00%	1	0.00%
71	Returning Officer Currumbin Pre-Poll	1	11.11%	1	11.11%	2	22.22%	1	11.11%	4	44.44%	9	2	18.18%	11	0.04%
72	Returning Officer Everton Pre-Poll	0	0.00%	0	0.00%	0	0.00%	0	0.00%	0	0.00%	0	0	0.00%	0	0.00%

73	Returning Officer Ferny Grove Pre-Poll	0	0.00%	0	0.00%	0	0.00%	1	100.00%	0	0.00%	1	0	0.00%	1	0.00%
74	Returning Officer Gaven Pre-Poll	19	13.97%	65	47.79%	6	4.41%	1	0.74%	45	33.09%	136	8	5.56%	144	0.51%
75	Returning Officer Gladstone Pre-Poll	0	0.00%	0	0.00%	2	50.00%	1	25.00%	1	25.00%	4	0	0.00%	4	0.01%
76	Returning Officer Glass House Pre-Poll	0	0.00%	1	100.00%	0	0.00%	0	0.00%	0	0.00%	1	0	0.00%	1	0.00%
77	Returning Officer Greenslopes Pre-Poll	0	0.00%	0	0.00%	0	0.00%	0	0.00%	0	0.00%	0	0	0.00%	0	0.00%
78	Returning Officer Gregory Pre-Poll	0	0.00%	0	0.00%	0	0.00%	0	0.00%	0	0.00%	0	0	0.00%	0	0.00%
79	Returning Officer Gympie Pre-Poll	0	0.00%	1	100.00%	0	0.00%	0	0.00%	0	0.00%	1	0	0.00%	1	0.00%
80	Returning Officer Hervey Bay Pre-Poll	0	0.00%	0	0.00%	0	0.00%	0	0.00%	0	0.00%	0	0	0.00%	0	0.00%
81	Returning Officer Hill Pre-Poll	0	0.00%	0	0.00%	0	0.00%	0	0.00%	0	0.00%	0	0	0.00%	0	0.00%
82	Returning Officer Hinchinbrook Pre-Poll	0	0.00%	0	0.00%	0	0.00%	0	0.00%	1	100.00%	1	0	0.00%	1	0.00%
83	Returning Officer Inala Pre-Poll	0	0.00%	0	0.00%	0	0.00%	0	0.00%	1	100.00%	1	0	0.00%	1	0.00%
84	Returning Officer Ipswich Pre-Poll	0	0.00%	0	0.00%	0	0.00%	0	0.00%	0	0.00%	0	0	0.00%	0	0.00%
85	Returning Officer Ipswich West Pre-Poll	0	0.00%	0	0.00%	0	0.00%	0	0.00%	0	0.00%	0	0	0.00%	0	0.00%
86	Returning Officer Jordan Pre-Poll	0	0.00%	0	0.00%	0	0.00%	0	0.00%	1	100.00%	1	0	0.00%	1	0.00%
87	Returning Officer Kawana Pre-Poll	0	0.00%	0	0.00%	0	0.00%	0	0.00%	0	0.00%	0	0	0.00%	0	0.00%
88	Returning Officer Keppel Pre-Poll	0	0.00%	0	0.00%	0	0.00%	0	0.00%	0	0.00%	0	0	0.00%	0	0.00%
89	Returning Officer Kurwongbah Pre-Poll	0	0.00%	0	0.00%	0	0.00%	0	0.00%	0	0.00%	0	0	0.00%	0	0.00%
90	Returning Officer Lockyer Pre-Poll	0	0.00%	0	0.00%	0	0.00%	0	0.00%	0	0.00%	0	0	0.00%	0	0.00%
91	Returning Officer Logan Pre-Poll	0	0.00%	0	0.00%	0	0.00%	0	0.00%	0	0.00%	0	0	0.00%	0	0.00%
92	Returning Officer Lytton Pre-Poll	0	0.00%	2	66.67%	0	0.00%	0	0.00%	1	33.33%	3	0	0.00%	3	0.01%
93	Returning Officer Macalister Pre-Poll	0	0.00%	0	0.00%	0	0.00%	0	0.00%	0	0.00%	0	0	0.00%	0	0.00%
94	Returning Officer Mackay Pre-Poll	0	0.00%	0	0.00%	0	0.00%	0	0.00%	0	0.00%	0	0	0.00%	0	0.00%
95	Returning Officer Maiwar Pre-Poll	0	0.00%	0	0.00%	0	0.00%	0	0.00%	0	0.00%	0	0	0.00%	0	0.00%
96	Returning Officer Mansfield Pre-Poll	0	0.00%	2	66.67%	0	0.00%	0	0.00%	1	33.33%	3	0	0.00%	3	0.01%
97	Returning Officer Maroochydore Pre-Poll	0	0.00%	0	0.00%	0	0.00%	0	0.00%	0	0.00%	0	0	0.00%	0	0.00%
98	Returning Officer Maryborough Pre-Poll	0	0.00%	0	0.00%	0	0.00%	0	0.00%	0	0.00%	0	0	0.00%	0	0.00%
99	Returning Officer Mcconnel Pre-Poll	0	0.00%	1	100.00%	0	0.00%	0	0.00%	0	0.00%	1	0	0.00%	1	0.00%
100	Returning Officer Mermaid Beach Pre-Poll	11	13.41%	44	53.66%	8	9.76%	2	2.44%	17	20.73%	82	8	8.89%	90	0.32%
101	Returning Officer Miller Pre-Poll	1	50.00%	0	0.00%	0	0.00%	0	0.00%	1	50.00%	2	0	0.00%	2	0.01%
102	Returning Officer Mirani Pre-Poll	0	0.00%	0	0.00%	0	0.00%	0	0.00%	0	0.00%	0	0	0.00%	0	0.00%
103	Returning Officer Moggill Pre-Poll	1	100.00%	0	0.00%	0	0.00%	0	0.00%	0	0.00%	1	0	0.00%	1	0.00%
104	Returning Officer Morayfield Pre-Poll	0	0.00%	0	0.00%	0	0.00%	0	0.00%	0	0.00%	0	0	0.00%	0	0.00%
105	Returning Officer Mount Ommaney Pre-Poll	0	0.00%	0	0.00%	0	0.00%	0	0.00%	1	100.00%	1	0	0.00%	1	0.00%
106	Returning Officer Mudgeeraba Pre-Poll	2	8.70%	10	43.48%	1	4.35%	2	8.70%	8	34.78%	23	2	8.00%	25	0.09%
107	Returning Officer Mulgrave Pre-Poll	0	0.00%	0	0.00%	0	0.00%	0	0.00%	0	0.00%	0	0	0.00%	0	0.00%
108	Returning Officer Mundingburra Pre-Poll	0	0.00%	0	0.00%	0	0.00%	0	0.00%	0	0.00%	0	0	0.00%	0	0.00%
109	Returning Officer Murrumba Pre-Poll	0	0.00%	0	0.00%	0	0.00%	0	0.00%	0	0.00%	0	0	0.00%	0	0.00%
110	Returning Officer Nanango Pre-Poll	0	0.00%	1	50.00%	1	50.00%	0	0.00%	0	0.00%	2	0	0.00%	2	0.01%
111	Returning Officer Nicklin Pre-Poll	0	0.00%	1	100.00%	0	0.00%	0	0.00%	0	0.00%	1	0	0.00%	1	0.00%
112	Returning Officer Ninderry Pre-Poll	1	100.00%	0	0.00%	0	0.00%	0	0.00%	0	0.00%	1	0	0.00%	1	0.00%
113	Returning Officer Noosa Pre-Poll	0	0.00%	0	0.00%	0	0.00%	0	0.00%	0	0.00%	0	0	0.00%	0	0.00%
114	Returning Officer Nudgee Pre-Poll	0	0.00%	0	0.00%	0	0.00%	0	0.00%	0	0.00%	0	0	0.00%	0	0.00%
115	Returning Officer Oodgeroo Pre-Poll	0	0.00%	0	0.00%	0	0.00%	0	0.00%	0	0.00%	0	0	0.00%	0	0.00%
116	Returning Officer Pine Rivers Pre-Poll	1	100.00%	0	0.00%	0	0.00%	0	0.00%	0	0.00%	1	0	0.00%	1	0.00%
117	Returning Officer Pumicestone Pre-Poll	0	0.00%	0	0.00%	0	0.00%	0	0.00%	0	0.00%	0	0	0.00%	0	0.00%
118	Returning Officer Redcliffe Pre-Poll	0	0.00%	0	0.00%	0	0.00%	0	0.00%	0	0.00%	0	0	0.00%	0	0.00%
119	Returning Officer Redlands Pre-Poll	0	0.00%	0	0.00%	0	0.00%	0	0.00%	2	100.00%	2	0	0.00%	2	0.01%
120	Returning Officer Rockhampton Pre-Poll	0	0.00%	1	50.00%	0	0.00%	0	0.00%	1	50.00%	2	0	0.00%	2	0.01%
121	Returning Officer Sandgate Pre-Poll	0	0.00%	0	0.00%	0	0.00%	0	0.00%	0	0.00%	0	0	0.00%	0	0.00%
122	Returning Officer Scenic Rim Pre-Poll	1	25.00%	2	50.00%	0	0.00%	1	25.00%	0	0.00%	4	1	20.00%	5	0.02%
123	Returning Officer South Brisbane Pre-Poll	1	100.00%	0	0.00%	0	0.00%	0	0.00%	0	0.00%	1	0	0.00%	1	0.00%
124	Returning Officer Southern Downs Pre-Poll	0	0.00%	1	50.00%	0	0.00%	1	50.00%	0	0.00%	2	0	0.00%	2	0.01%
125	Returning Officer Springwood Pre-Poll	2	20.00%	4	40.00%	0	0.00%	0	0.00%	4	40.00%	10	0	0.00%	10	0.04%
126	Returning Officer Stafford Pre-Poll	0	0.00%	2	100.00%	0	0.00%	0	0.00%	0	0.00%	2	0	0.00%	2	0.01%
127	Returning Officer Stretton Pre-Poll	0	0.00%	2	50.00%	0	0.00%	0	0.00%	2	50.00%	4	0	0.00%	4	0.01%
128	Returning Officer Surfers Paradise Pre-Poll	42	7.38%	381	66.96%	32	5.62%	9	1.58%	105	18.45%	569	15	2.57%	584	2.09%
129	Returning Officer Theodore Pre-Poll	0	0.00%	4	100.00%	0	0.00%	0	0.00%	0	0.00%	4	1	20.00%	5	0.02%
130	Returning Officer Thuringowa Pre-Poll	0	0.00%	0	0.00%	0	0.00%	0	0.00%	0	0.00%	0	0	0.00%	0	0.00%
131	Returning Officer Toohey Pre-Poll	0	0.00%	1	100.00%	0	0.00%	0	0.00%	0	0.00%	1	0	0.00%	1	0.00%
132	Returning Officer Toowoomba North Pre-Poll	0	0.00%	2	50.00%	0	0.00%	0	0.00%	2	50.00%	4	0	0.00%	4	0.01%
133	Returning Officer Toowoomba South Pre-Poll	0	0.00%	1	50.00%	1	50.00%	0	0.00%	0	0.00%	2	0	0.00%	2	0.01%
134	Returning Officer Townsville Pre-Poll	0	0.00%	0	0.00%	0	0.00%	0	0.00%	0	0.00%	0	0	0.00%	0	0.00%
135	Returning Officer Traeger Pre-Poll	0	0.00%	0	0.00%	0	0.00%	0	0.00%	0	0.00%	0	0	0.00%	0	0.00%
136	Returning Officer Warrego Pre-Poll	0	0.00%	0	0.00%	0	0.00%	0	0.00%	0	0.00%	0	0	0.00%	0	0.00%
137	Returning Officer Waterford Pre-Poll	0	0.00%	0	0.00%	0	0.00%	0	0.00%	0	0.00%	0	0	0.00%	0	0.00%
138	Returning Officer Whitsunday Pre-Poll	1	25.00%	3	75.00%	0	0.00%	0	0.00%	0	0.00%	4	0	0.00%	4	0.01%
139	Returning Officer Woodridge Pre-Poll	1	50.00%	0	0.00%	1	50.00%	0	0.00%	0	0.00%	2	0	0.00%	2	0.01%
	Polling Booth Totals	**2,252**	**10.15%**	**10,386**	**46.82%**	**2,291**	**10.33%**	**581**	**2.62%**	**6,672**	**30.08%**	**22,182**	**1,113**	**4.78%**	**23,295**	**83.18%**
	Postal, Special Postal, Unenrolled Votes	237	8.54%	1,518	54.68%	187	6.74%	82	2.95%	752	27.09%	2,776	248	8.20%	3,024	10.80%
	Pre-Poll (In Person) Absent Votes	14	11.97%	54	46.15%	9	7.69%	5	4.27%	35	29.91%	117	5	4.10%	122	0.44%
	Polling Day Absent Votes	283	21.25%	475	35.66%	95	7.13%	94	7.06%	385	28.90%	1,332	88	6.20%	1,420	5.07%
	Declared Institution Votes	9	13.64%	34	51.52%	6	9.09%	3	4.55%	14	21.21%	66	0	0.00%	66	0.24%
	Polling Day Declaration Votes	11	14.67%	32	42.67%	9	12.00%	4	5.33%	19	25.33%	75	4	5.06%	79	0.28%
	Uncertain Identity	0	0.00%	0	0.00%	0	0.00%	0	0.00%	0	0.00%	0	0	0.00%	0	0.00%
	Declaration and Pre-Poll Votes Totals	**554**	**12.69%**	**2,113**	**48.40%**	**306**	**7.01%**	**188**	**4.31%**	**1,205**	**27.60%**	**4,366**	**345**	**7.32%**	**4,711**	**16.82%**
	Total First Preference Votes	**2,806**	**10.57%**	**12,499**	**47.08%**	**2,597**	**9.78%**	**769**	**2.90%**	**7,877**	**29.67%**	**26,548**	**1,458**	**5.21%**	**28,006**	**100.00%**

Statistical Reports

Distribution of Preferences

Preference Distribution	LE PLASTRIER Michelle Votes	%	* MOLHOEK Rob Votes	%	FLORI Rick Votes	%	JOUBERT Johan Votes	%	SEARLE Judy Votes	%	Votes remaining in count	Exhausted Votes	%	Total Formal Votes
First Preference Votes	2,806	10.57%	12,499	47.08%	2,597	9.78%	769	2.90%	7,877	29.67%	26,548			26,548
JOUBERT Excluded (1st)	**169**	**21.98%**	**148**	**19.25%**	**297**	**38.62%**			**155**	**20.16%**	**769**	**0**	**0.00%**	**769**
Total	2,975	11.21%	12,647	47.64%	2,894	10.90%			8,032	30.25%	26,548	0	0.00%	26,548
FLORI Excluded (2nd)	**1,108**	**38.29%**	**1,089**	**37.63%**					**697**	**24.08%**	**2,894**	**0**	**0.00%**	**2,894**
Total	4,083	15.38%	13,736	51.74%					8,729	32.88%	26,548	0	0.00%	26,548
LE PLASTRIER Excluded (3rd)			**1,461**	**35.78%**					**2,622**	**64.22%**	**4,083**	**0**	**0.00%**	**4,083**
District Total			**15,197**	**57.24%**					**11,351**	**42.76%**	**26,548**	**0**	**0.00%**	**26,548**

*** Indicates the winner**

79 - Electoral District of Springwood

First Preference Votes Polled for each Candidate at each Polling Booth

Booth No.	Polling Booth	TAYLOR John CR Votes	%	* DE BRENNI Mick ALP Votes	%	TALTY Julie LNP Votes	%	COTTER Neil GRN Votes	%	Total Formal Votes	Informal Votes	%	Total Votes	% of Total Votes
1	Capalaba	28	13.46%	56	26.92%	100	48.08%	24	11.54%	208	7	3.26%	215	0.68%
2	Chatswood Hills	98	6.05%	823	50.77%	568	35.04%	132	8.14%	1,621	83	4.87%	1,704	5.40%
3	Coolnwynpin	20	11.24%	54	30.34%	84	47.19%	20	11.24%	178	10	5.32%	188	0.60%
4	Cornubia	28	9.82%	109	38.25%	125	43.86%	23	8.07%	285	15	5.00%	300	0.95%
5	Daisy Hill	151	5.94%	1,229	48.33%	911	35.82%	252	9.91%	2,543	148	5.50%	2,691	8.52%
6	Eight Mile Plains	48	7.42%	323	49.92%	225	34.78%	51	7.88%	647	48	6.91%	695	2.20%
7	Kimberley Park	72	5.80%	579	46.66%	456	36.74%	134	10.80%	1,241	49	3.80%	1,290	4.09%
8	Mount Cotton	118	5.99%	631	32.05%	1,058	53.73%	162	8.23%	1,969	80	3.90%	2,049	6.49%
9	Redland Bay	4	5.33%	19	25.33%	43	57.33%	9	12.00%	75	5	6.25%	80	0.25%
10	Rochedale	22	6.11%	176	48.89%	123	34.17%	39	10.83%	360	17	4.51%	377	1.19%
11	Rochedale South	151	6.11%	1,234	49.94%	847	34.28%	239	9.67%	2,471	136	5.22%	2,607	8.26%
12	Shailer Park	107	6.35%	760	45.13%	647	38.42%	170	10.10%	1,684	118	6.55%	1,802	5.71%
13	Springwood Central	88	5.97%	725	49.19%	530	35.96%	131	8.89%	1,474	63	4.10%	1,537	4.87%
14	Springwood Road	162	5.39%	1,495	49.78%	1,053	35.06%	293	9.76%	3,003	147	4.67%	3,150	9.98%
15	Victoria Point South	11	8.53%	38	29.46%	61	47.29%	19	14.73%	129	15	10.42%	144	0.46%
16	Brisbane CBD All-Districts Centre	2	5.71%	16	45.71%	10	28.57%	7	20.00%	35	2	5.41%	37	0.12%
17	Bundaberg All-Districts Centre	0	0.00%	0	0.00%	1	100.00%	0	0.00%	1	1	50.00%	2	0.01%
18	Burleigh All-Districts Centre	1	33.33%	1	33.33%	1	33.33%	0	0.00%	3	0	0.00%	3	0.01%
19	Cairns All-Districts Centre	1	100.00%	0	0.00%	0	0.00%	0	0.00%	1	0	0.00%	1	0.00%
20	East Brisbane All-Districts Centre	1	6.25%	8	50.00%	6	37.50%	1	6.25%	16	0	0.00%	16	0.05%
21	Hervey Bay All-Districts Centre	0	0.00%	0	0.00%	0	0.00%	0	0.00%	0	0	0.00%	0	0.00%
22	Mackay All-Districts Centre	0	0.00%	1	100.00%	0	0.00%	0	0.00%	1	0	0.00%	1	0.00%
23	Maroochydore All-Districts Centre	1	50.00%	0	0.00%	1	50.00%	0	0.00%	2	0	0.00%	2	0.01%
24	Morayfield All-Districts Centre	0	0.00%	0	0.00%	0	0.00%	0	0.00%	0	0	0.00%	0	0.00%
25	Noosa All-Districts Centre	0	0.00%	0	0.00%	0	0.00%	0	0.00%	0	0	0.00%	0	0.00%
26	Oodgeroo All-Districts Centre	0	0.00%	9	47.37%	9	47.37%	1	5.26%	19	2	9.52%	21	0.07%
27	Redcliffe All-Districts Centre	0	0.00%	1	100.00%	0	0.00%	0	0.00%	1	0	0.00%	1	0.00%
28	Southport All-Districts Centre	0	0.00%	2	66.67%	1	33.33%	0	0.00%	3	0	0.00%	3	0.01%
29	Telephone Voting	0	0.00%	1	50.00%	1	50.00%	0	0.00%	2	0	0.00%	2	0.01%
30	Townsville All-Districts Centre	1	50.00%	1	50.00%	0	0.00%	0	0.00%	2	0	0.00%	2	0.01%
31	Vulture Street All-Districts Centre	1	16.67%	2	33.33%	3	50.00%	0	0.00%	6	0	0.00%	6	0.02%
32	Woolloongabba All-Districts Centre	1	16.67%	4	66.67%	1	16.67%	0	0.00%	6	0	0.00%	6	0.02%
33	Brisbane CBD All-Districts Centre Pre-Poll	13	3.27%	205	51.51%	131	32.91%	49	12.31%	398	6	1.49%	404	1.28%
34	Bundaberg All-Districts Centre Pre-Poll	1	20.00%	0	0.00%	2	40.00%	2	40.00%	5	1	16.67%	6	0.02%
35	Burleigh All-Districts Centre Pre-Poll	1	9.09%	6	54.55%	4	36.36%	0	0.00%	11	0	0.00%	11	0.03%
36	Cairns All-Districts Centre Pre-Poll	0	0.00%	5	71.43%	2	28.57%	0	0.00%	7	0	0.00%	7	0.02%
37	Electoral Visit	6	7.32%	24	29.27%	48	58.54%	4	4.88%	82	0	0.00%	82	0.26%
38	Hervey Bay All-Districts Centre Pre-poll	2	20.00%	4	40.00%	4	40.00%	0	0.00%	10	0	0.00%	10	0.03%
39	Mackay All-Districts Centre Pre-Poll	1	16.67%	1	16.67%	4	66.67%	0	0.00%	6	0	0.00%	6	0.02%
40	Maroochydore All-Districts Centre Pre-Poll	0	0.00%	0	0.00%	0	0.00%	1	100.00%	1	0	0.00%	1	0.00%
41	Morayfield All-Districts Centre Pre-poll	0	0.00%	2	66.67%	1	33.33%	0	0.00%	3	0	0.00%	3	0.01%
42	Noosa All-Districts Centre Pre-Poll	0	0.00%	4	40.00%	5	50.00%	1	10.00%	10	1	9.09%	11	0.03%
43	Oodgeroo All-Districts Centre Pre-Poll	11	4.49%	58	23.67%	145	59.18%	31	12.65%	245	4	1.61%	249	0.79%
44	Redcliffe All-Districts Centre Pre-Poll	0	0.00%	0	0.00%	1	50.00%	1	50.00%	2	1	33.33%	3	0.01%
45	Southport All-Districts Centre Pre-Poll	1	5.26%	10	52.63%	7	36.84%	1	5.26%	19	0	0.00%	19	0.06%
46	Telephone Voting - Pre-poll	0	0.00%	0	0.00%	0	0.00%	1	100.00%	1	0	0.00%	1	0.00%
47	Townsville All-Districts Centre Pre-Poll	1	25.00%	3	75.00%	0	0.00%	0	0.00%	4	0	0.00%	4	0.01%
48	eAssist - Coorparoo Pre-Poll	1	16.67%	2	33.33%	2	33.33%	1	16.67%	6	0	0.00%	6	0.02%
49	Returning Officer Springwood Pre-Poll	255	5.35%	2,034	42.67%	2,185	45.84%	293	6.15%	4,767	158	3.21%	4,925	15.60%
50	Returning Officer Algester Pre-Poll	0	0.00%	0	0.00%	0	0.00%	0	0.00%	0	0	0.00%	0	0.00%
51	Returning Officer Aspley Pre-Poll	1	25.00%	0	0.00%	3	75.00%	0	0.00%	4	0	0.00%	4	0.01%
52	Returning Officer Bancroft Pre-Poll	0	0.00%	2	100.00%	0	0.00%	0	0.00%	2	0	0.00%	2	0.01%
53	Returning Officer Barron River Pre-Poll	0	0.00%	0	0.00%	0	0.00%	0	0.00%	0	0	0.00%	0	0.00%
54	Returning Officer Bonney Pre-Poll	0	0.00%	0	0.00%	0	0.00%	0	0.00%	0	0	0.00%	0	0.00%
55	Returning Officer Broadwater Pre-Poll	1	100.00%	0	0.00%	0	0.00%	0	0.00%	1	0	0.00%	1	0.00%
56	Returning Officer Buderim Pre-Poll	0	0.00%	2	100.00%	0	0.00%	0	0.00%	2	0	0.00%	2	0.01%
57	Returning Officer Bulimba Pre-Poll	0	0.00%	1	12.50%	7	87.50%	0	0.00%	8	1	11.11%	9	0.03%
58	Returning Officer Bundaberg Pre-Poll	0	0.00%	0	0.00%	0	0.00%	0	0.00%	0	0	0.00%	0	0.00%
59	Returning Officer Bundamba Pre-Poll	0	0.00%	0	0.00%	2	100.00%	0	0.00%	2	1	33.33%	3	0.01%
60	Returning Officer Burdekin Pre-Poll	0	0.00%	1	100.00%	0	0.00%	0	0.00%	1	0	0.00%	1	0.00%
61	Returning Officer Burleigh Pre-Poll	0	0.00%	0	0.00%	0	0.00%	0	0.00%	0	0	0.00%	0	0.00%
62	Returning Officer Burnett Pre-Poll	0	0.00%	0	0.00%	0	0.00%	0	0.00%	0	0	0.00%	0	0.00%

63	Returning Officer Cairns Pre-Poll	0	0.00%	0	0.00%	0	0.00%	0	0.00%	0	0	0.00%	0	0.00%
64	Returning Officer Callide Pre-Poll	0	0.00%	1	100.00%	0	0.00%	0	0.00%	1	0	0.00%	1	0.00%
65	Returning Officer Caloundra Pre-Poll	0	0.00%	0	0.00%	0	0.00%	0	0.00%	0	0	0.00%	0	0.00%
66	Returning Officer Capalaba Pre-Poll	26	13.07%	55	27.64%	98	49.25%	20	10.05%	199	9	4.33%	208	0.66%
67	Returning Officer Chatsworth Pre-Poll	1	9.09%	2	18.18%	6	54.55%	2	18.18%	11	0	0.00%	11	0.03%
68	Returning Officer Clayfield Pre-Poll	1	16.67%	3	50.00%	2	33.33%	0	0.00%	6	1	14.29%	7	0.02%
69	Returning Officer Condamine Pre-Poll	0	0.00%	0	0.00%	0	0.00%	0	0.00%	0	0	0.00%	0	0.00%
70	Returning Officer Cook Pre-Poll	0	0.00%	1	100.00%	0	0.00%	0	0.00%	1	0	0.00%	1	0.00%
71	Returning Officer Coomera Pre-Poll	0	0.00%	0	0.00%	1	100.00%	0	0.00%	1	0	0.00%	1	0.00%
72	Returning Officer Cooper Pre-Poll	0	0.00%	6	60.00%	2	20.00%	2	20.00%	10	0	0.00%	10	0.03%
73	Returning Officer Currumbin Pre-Poll	0	0.00%	1	100.00%	0	0.00%	0	0.00%	1	0	0.00%	1	0.00%
74	Returning Officer Everton Pre-Poll	0	0.00%	0	0.00%	0	0.00%	0	0.00%	0	0	0.00%	0	0.00%
75	Returning Officer Ferny Grove Pre-Poll	0	0.00%	0	0.00%	1	100.00%	0	0.00%	1	0	0.00%	1	0.00%
76	Returning Officer Gaven Pre-Poll	2	28.57%	0	0.00%	5	71.43%	0	0.00%	7	0	0.00%	7	0.02%
77	Returning Officer Gladstone Pre-Poll	0	0.00%	0	0.00%	1	100.00%	0	0.00%	1	0	0.00%	1	0.00%
78	Returning Officer Glass House Pre-Poll	0	0.00%	0	0.00%	1	50.00%	1	50.00%	2	1	33.33%	3	0.01%
79	Returning Officer Greenslopes Pre-Poll	1	5.88%	8	47.06%	8	47.06%	0	0.00%	17	1	5.56%	18	0.06%
80	Returning Officer Gregory Pre-Poll	0	0.00%	1	100.00%	0	0.00%	0	0.00%	1	0	0.00%	1	0.00%
81	Returning Officer Gympie Pre-Poll	0	0.00%	0	0.00%	0	0.00%	0	0.00%	0	0	0.00%	0	0.00%
82	Returning Officer Hervey Bay Pre-Poll	0	0.00%	0	0.00%	0	0.00%	0	0.00%	0	0	0.00%	0	0.00%
83	Returning Officer Hill Pre-Poll	0	0.00%	0	0.00%	0	0.00%	0	0.00%	0	0	0.00%	0	0.00%
84	Returning Officer Hinchinbrook Pre-Poll	1	100.00%	0	0.00%	0	0.00%	0	0.00%	1	0	0.00%	1	0.00%
85	Returning Officer Inala Pre-Poll	0	0.00%	1	20.00%	1	20.00%	3	60.00%	5	0	0.00%	5	0.02%
86	Returning Officer Ipswich Pre-Poll	1	16.67%	2	33.33%	2	33.33%	1	16.67%	6	0	0.00%	6	0.02%
87	Returning Officer Ipswich West Pre-Poll	0	0.00%	0	0.00%	0	0.00%	0	0.00%	0	0	0.00%	0	0.00%
88	Returning Officer Jordan Pre-Poll	2	18.18%	5	45.45%	3	27.27%	1	9.09%	11	0	0.00%	11	0.03%
89	Returning Officer Kawana Pre-Poll	0	0.00%	2	100.00%	0	0.00%	0	0.00%	2	0	0.00%	2	0.01%
90	Returning Officer Keppel Pre-Poll	0	0.00%	0	0.00%	1	100.00%	0	0.00%	1	0	0.00%	1	0.00%
91	Returning Officer Kurwongbah Pre-Poll	1	100.00%	0	0.00%	0	0.00%	0	0.00%	1	0	0.00%	1	0.00%
92	Returning Officer Lockyer Pre-Poll	1	33.33%	1	33.33%	1	33.33%	0	0.00%	3	0	0.00%	3	0.01%
93	Returning Officer Logan Pre-Poll	2	6.67%	10	33.33%	18	60.00%	0	0.00%	30	8	21.05%	38	0.12%
94	Returning Officer Lytton Pre-Poll	2	16.67%	5	41.67%	4	33.33%	1	8.33%	12	0	0.00%	12	0.04%
95	Returning Officer Macalister Pre-Poll	0	0.00%	0	0.00%	0	0.00%	0	0.00%	0	0	0.00%	0	0.00%
96	Returning Officer Mackay Pre-Poll	0	0.00%	0	0.00%	0	0.00%	0	0.00%	0	0	0.00%	0	0.00%
97	Returning Officer Maiwar Pre-Poll	0	0.00%	1	20.00%	3	60.00%	1	20.00%	5	0	0.00%	5	0.02%
98	Returning Officer Mansfield Pre-Poll	5	6.94%	41	56.94%	25	34.72%	1	1.39%	72	1	1.37%	73	0.23%
99	Returning Officer Maroochydore Pre-Poll	0	0.00%	0	0.00%	0	0.00%	0	0.00%	0	0	0.00%	0	0.00%
100	Returning Officer Maryborough Pre-Poll	0	0.00%	0	0.00%	0	0.00%	0	0.00%	0	1	0.00%	1	0.00%
101	Returning Officer Mcconnel Pre-Poll	1	12.50%	4	50.00%	3	37.50%	0	0.00%	8	0	0.00%	8	0.03%
102	Returning Officer Mermaid Beach Pre-Poll	3	37.50%	3	37.50%	0	0.00%	2	25.00%	8	0	0.00%	8	0.03%
103	Returning Officer Miller Pre-Poll	1	50.00%	1	50.00%	0	0.00%	0	0.00%	2	1	33.33%	3	0.01%
104	Returning Officer Mirani Pre-Poll	0	0.00%	0	0.00%	0	0.00%	0	0.00%	0	0	0.00%	0	0.00%
105	Returning Officer Moggill Pre-Poll	1	50.00%	0	0.00%	1	50.00%	0	0.00%	2	0	0.00%	2	0.01%
106	Returning Officer Morayfield Pre-Poll	0	0.00%	0	0.00%	0	0.00%	0	0.00%	0	0	0.00%	0	0.00%
107	Returning Officer Mount Ommaney Pre-Poll	1	20.00%	1	20.00%	3	60.00%	0	0.00%	5	0	0.00%	5	0.02%
108	Returning Officer Mudgeeraba Pre-Poll	0	0.00%	2	100.00%	0	0.00%	0	0.00%	2	0	0.00%	2	0.01%
109	Returning Officer Mulgrave Pre-Poll	0	0.00%	0	0.00%	1	100.00%	0	0.00%	1	0	0.00%	1	0.00%
110	Returning Officer Mundingburra Pre-Poll	0	0.00%	0	0.00%	0	0.00%	0	0.00%	0	0	0.00%	0	0.00%
111	Returning Officer Murrumba Pre-Poll	0	0.00%	2	100.00%	0	0.00%	0	0.00%	2	0	0.00%	2	0.01%
112	Returning Officer Nanango Pre-Poll	0	0.00%	1	100.00%	0	0.00%	0	0.00%	1	0	0.00%	1	0.00%
113	Returning Officer Nicklin Pre-Poll	0	0.00%	0	0.00%	0	0.00%	0	0.00%	0	0	0.00%	0	0.00%
114	Returning Officer Ninderry Pre-Poll	0	0.00%	0	0.00%	0	0.00%	0	0.00%	0	0	0.00%	0	0.00%
115	Returning Officer Noosa Pre-Poll	0	0.00%	0	0.00%	0	0.00%	0	0.00%	0	0	0.00%	0	0.00%
116	Returning Officer Nudgee Pre-Poll	0	0.00%	0	0.00%	0	0.00%	0	0.00%	0	0	0.00%	0	0.00%
117	Returning Officer Oodgeroo Pre-Poll	0	0.00%	0	0.00%	0	0.00%	0	0.00%	0	0	0.00%	0	0.00%
118	Returning Officer Pine Rivers Pre-Poll	0	0.00%	2	66.67%	1	33.33%	0	0.00%	3	0	0.00%	3	0.01%
119	Returning Officer Pumicestone Pre-Poll	0	0.00%	1	25.00%	3	75.00%	0	0.00%	4	0	0.00%	4	0.01%
120	Returning Officer Redcliffe Pre-Poll	0	0.00%	0	0.00%	0	0.00%	0	0.00%	0	0	0.00%	0	0.00%
121	Returning Officer Redlands Pre-Poll	40	8.42%	147	30.95%	253	53.26%	35	7.37%	475	23	4.62%	498	1.58%
122	Returning Officer Rockhampton Pre-Poll	0	0.00%	0	0.00%	2	100.00%	0	0.00%	2	0	0.00%	2	0.01%
123	Returning Officer Sandgate Pre-Poll	0	0.00%	1	100.00%	0	0.00%	0	0.00%	1	0	0.00%	1	0.00%
124	Returning Officer Scenic Rim Pre-Poll	0	0.00%	3	100.00%	0	0.00%	0	0.00%	3	1	25.00%	4	0.01%
125	Returning Officer South Brisbane Pre-Poll	0	0.00%	3	60.00%	1	20.00%	1	20.00%	5	0	0.00%	5	0.02%
126	Returning Officer Southern Downs Pre-Poll	0	0.00%	0	0.00%	0	0.00%	0	0.00%	0	1	0.00%	1	0.00%
127	Returning Officer Southport Pre-Poll	0	0.00%	0	0.00%	0	0.00%	0	0.00%	0	0	0.00%	0	0.00%
128	Returning Officer Stafford Pre-Poll	0	0.00%	2	100.00%	0	0.00%	0	0.00%	2	0	0.00%	2	0.01%
129	Returning Officer Stretton Pre-Poll	2	3.23%	37	59.68%	8	12.90%	15	24.19%	62	1	1.59%	63	0.20%
130	Returning Officer Surfers Paradise Pre-Poll	0	0.00%	0	0.00%	0	0.00%	0	0.00%	0	0	0.00%	0	0.00%
131	Returning Officer Theodore Pre-Poll	0	0.00%	1	50.00%	1	50.00%	0	0.00%	2	0	0.00%	2	0.01%
132	Returning Officer Thuringowa Pre-Poll	0	0.00%	0	0.00%	0	0.00%	0	0.00%	0	0	0.00%	0	0.00%
133	Returning Officer Toohey Pre-Poll	1	7.69%	4	30.77%	6	46.15%	2	15.38%	13	1	7.14%	14	0.04%

134	Returning Officer Toowoomba North Pre-Poll	0	0.00%	0	0.00%	0	0.00%	0	0.00%	0	1	0.00%	1	0.00%
135	Returning Officer Toowoomba South Pre-Poll	0	0.00%	0	0.00%	0	0.00%	0	0.00%	0	0	0.00%	0	0.00%
136	Returning Officer Townsville Pre-Poll	0	0.00%	0	0.00%	0	0.00%	0	0.00%	0	0	0.00%	0	0.00%
137	Returning Officer Traeger Pre-Poll	0	0.00%	1	100.00%	0	0.00%	0	0.00%	1	0	0.00%	1	0.00%
138	Returning Officer Warrego Pre-Poll	0	0.00%	1	100.00%	0	0.00%	0	0.00%	1	0	0.00%	1	0.00%
139	Returning Officer Waterford Pre-Poll	0	0.00%	0	0.00%	0	0.00%	0	0.00%	0	0	0.00%	0	0.00%
140	Returning Officer Whitsunday Pre-Poll	0	0.00%	0	0.00%	0	0.00%	0	0.00%	0	0	0.00%	0	0.00%
141	Returning Officer Woodridge Pre-Poll	5	10.42%	23	47.92%	18	37.50%	2	4.17%	48	3	5.88%	51	0.16%
	Polling Booth Totals	**1,513**	**6.14%**	**11,047**	**44.83%**	**9,902**	**40.18%**	**2,182**	**8.85%**	**24,644**	**1,173**	**4.54%**	**25,817**	**81.76%**
	Postal, Special Postal, Unenrolled Votes	246	6.50%	1,584	41.84%	1,670	44.11%	286	7.55%	3,786	247	6.12%	4,033	12.77%
	Pre-Poll (In Person) Absent Votes	10	8.93%	40	35.71%	48	42.86%	14	12.50%	112	2	1.75%	114	0.36%
	Polling Day Absent Votes	175	12.77%	540	39.42%	435	31.75%	220	16.06%	1,370	61	4.26%	1,431	4.53%
	Declared Institution Votes	6	9.23%	28	43.08%	25	38.46%	6	9.23%	65	2	2.99%	67	0.21%
	Polling Day Declaration Votes	11	9.91%	50	45.05%	37	33.33%	13	11.71%	111	5	4.31%	116	0.37%
	Uncertain Identity	0	0.00%	0	0.00%	0	0.00%	0	0.00%	0	0	0.00%	0	0.00%
	Declaration and Pre-Poll Votes Totals	**448**	**8.23%**	**2,242**	**41.18%**	**2,215**	**40.69%**	**539**	**9.90%**	**5,444**	**317**	**5.50%**	**5,761**	**18.24%**
	Total First Preference Votes	**1,961**	**6.52%**	**13,289**	**44.17%**	**12,117**	**40.27%**	**2,721**	**9.04%**	**30,088**	**1,490**	**4.72%**	**31,578**	**100.00%**

Distribution of Preferences

	TAYLOR John		* DE BRENNI Mick		TALTY Julie		COTTER Neil		Votes remaining	Exhausted		Total Formal
Preference Distribution	**Votes**	**%**	**Votes**	**%**	**Votes**	**%**	**Votes**	**%**	**in count**	**Votes**	**%**	**Votes**
First Preference Votes	1,961	6.52%	13,289	44.17%	12,117	40.27%	2,721	9.04%	30,088			30,088
TAYLOR Excluded (1st)			**592**	**30.19%**	**769**	**39.21%**	**600**	**30.60%**	**1,961**	**0**	**0.00%**	**1,961**
Total			13,881	46.13%	12,886	42.83%	3,321	11.04%	30,088	0	0.00%	30,088
COTTER Excluded (2nd)			**2,244**	**67.57%**	**1,077**	**32.43%**			**3,321**	**0**	**0.00%**	**3,321**
District Total			**16,125**	**53.59%**	**13,963**	**46.41%**			**30,088**	**0**	**0.00%**	**30,088**

*** Indicates the winner**

80 - Electoral District of Stafford

First Preference Votes Polled for each Candidate at each Polling Booth

Booth No.	Polling Booth	* LYNHAM Anthony ALP Votes	%	SANGJITPHUN Ed LNP Votes	%	MEYER John GRN Votes	%	Total Formal Votes	Informal Votes	%	Total Votes	% of Total Votes
1	Alderley Kindergarten	326	43.12%	276	36.51%	154	20.37%	756	27	3.45%	783	2.36%
2	Chermside	236	45.30%	206	39.54%	79	15.16%	521	16	2.98%	537	1.62%
3	Chermside East	655	54.18%	357	29.53%	197	16.29%	1,209	61	4.80%	1,270	3.82%
4	Chermside West	874	54.39%	465	28.94%	268	16.68%	1,607	70	4.17%	1,677	5.05%
5	Everton Park East	238	51.07%	124	26.61%	104	22.32%	466	26	5.28%	492	1.48%
6	Gordon Park	54	46.55%	37	31.90%	25	21.55%	116	5	4.13%	121	0.36%
7	Grange	444	44.22%	351	34.96%	209	20.82%	1,004	28	2.71%	1,032	3.11%
8	Gympie Road	596	53.07%	311	27.69%	216	19.23%	1,123	48	4.10%	1,171	3.52%
9	Kedron	851	48.55%	518	29.55%	384	21.91%	1,753	53	2.93%	1,806	5.44%
10	Kedron West	771	54.41%	439	30.98%	207	14.61%	1,417	53	3.61%	1,470	4.42%
11	McDowall	154	48.43%	110	34.59%	54	16.98%	318	17	5.07%	335	1.01%
12	Newmarket	425	43.37%	266	27.14%	289	29.49%	980	41	4.02%	1,021	3.07%
13	Prince Charles	130	63.73%	45	22.06%	29	14.22%	204	11	5.12%	215	0.65%
14	Somerset Hills	672	53.76%	362	28.96%	216	17.28%	1,250	47	3.62%	1,297	3.90%
15	Stafford	818	49.28%	488	29.40%	354	21.33%	1,660	84	4.82%	1,744	5.25%
16	Stafford Heights	823	51.25%	541	33.69%	242	15.07%	1,606	59	3.54%	1,665	5.01%
17	Stafford West	610	52.54%	365	31.44%	186	16.02%	1,161	36	3.01%	1,197	3.60%
18	Wavell	198	47.83%	156	37.68%	60	14.49%	414	14	3.27%	428	1.29%
19	Wilston	999	40.38%	996	40.26%	479	19.36%	2,474	58	2.29%	2,532	7.62%
20	Windsor	114	39.04%	94	32.19%	84	28.77%	292	10	3.31%	302	0.91%
21	Brisbane CBD All-Districts Centre	35	34.31%	28	27.45%	39	38.24%	102	6	5.56%	108	0.33%
22	Bundaberg All-Districts Centre	1	100.00%	0	0.00%	0	0.00%	1	0	0.00%	1	0.00%
23	Burleigh All-Districts Centre	1	33.33%	1	33.33%	1	33.33%	3	1	25.00%	4	0.01%
24	Cairns All-Districts Centre	5	62.50%	2	25.00%	1	12.50%	8	0	0.00%	8	0.02%
25	East Brisbane All-Districts Centre	8	38.10%	7	33.33%	6	28.57%	21	0	0.00%	21	0.06%
26	Hervey Bay All-Districts Centre	0	0.00%	0	0.00%	0	0.00%	0	0	0.00%	0	0.00%
27	Mackay All-Districts Centre	0	0.00%	0	0.00%	1	100.00%	1	0	0.00%	1	0.00%
28	Maroochydore All-Districts Centre	1	100.00%	0	0.00%	0	0.00%	1	1	50.00%	2	0.01%
29	Morayfield All-Districts Centre	0	0.00%	1	50.00%	1	50.00%	2	0	0.00%	2	0.01%
30	Noosa All-Districts Centre	1	14.29%	4	57.14%	2	28.57%	7	0	0.00%	7	0.02%
31	Oodgeroo All-Districts Centre	0	0.00%	0	0.00%	0	0.00%	0	0	0.00%	0	0.00%
32	Redcliffe All-Districts Centre	1	100.00%	0	0.00%	0	0.00%	1	0	0.00%	1	0.00%
33	Southport All-Districts Centre	0	0.00%	0	0.00%	0	0.00%	0	0	0.00%	0	0.00%
34	Telephone Voting	1	25.00%	2	50.00%	1	25.00%	4	0	0.00%	4	0.01%
35	Townsville All-Districts Centre	2	100.00%	0	0.00%	0	0.00%	2	0	0.00%	2	0.01%
36	Vulture Street All-Districts Centre	2	28.57%	1	14.29%	4	57.14%	7	0	0.00%	7	0.02%
37	Woolloongabba All-Districts Centre	1	16.67%	2	33.33%	3	50.00%	6	0	0.00%	6	0.02%
38	Brisbane CBD All-Districts Centre Pre-Poll	700	46.92%	455	30.50%	337	22.59%	1,492	32	2.10%	1,524	4.59%
39	Bundaberg All-Districts Centre Pre-Poll	4	44.44%	4	44.44%	1	11.11%	9	1	10.00%	10	0.03%
40	Burleigh All-Districts Centre Pre-Poll	8	38.10%	7	33.33%	6	28.57%	21	1	4.55%	22	0.07%
41	Cairns All-Districts Centre Pre-Poll	5	62.50%	3	37.50%	0	0.00%	8	0	0.00%	8	0.02%
42	Electoral Visit	72	49.32%	70	47.95%	4	2.74%	146	1	0.68%	147	0.44%
43	Hervey Bay All-Districts Centre Pre-poll	1	25.00%	2	50.00%	1	25.00%	4	0	0.00%	4	0.01%
44	Mackay All-Districts Centre Pre-Poll	2	50.00%	0	0.00%	2	50.00%	4	1	20.00%	5	0.02%
45	Maroochydore All-Districts Centre Pre-Poll	3	37.50%	4	50.00%	1	12.50%	8	2	20.00%	10	0.03%
46	Morayfield All-Districts Centre Pre-poll	9	69.23%	2	15.38%	2	15.38%	13	0	0.00%	13	0.04%
47	Noosa All-Districts Centre Pre-Poll	0	0.00%	1	50.00%	1	50.00%	2	1	33.33%	3	0.01%
48	Oodgeroo All-Districts Centre Pre-Poll	1	25.00%	1	25.00%	2	50.00%	4	0	0.00%	4	0.01%
49	Redcliffe All-Districts Centre Pre-Poll	14	41.18%	13	38.24%	7	20.59%	34	1	2.86%	35	0.11%
50	Southport All-Districts Centre Pre-Poll	1	11.11%	6	66.67%	2	22.22%	9	0	0.00%	9	0.03%
51	Telephone Voting - Pre-poll	6	54.55%	3	27.27%	2	18.18%	11	0	0.00%	11	0.03%
52	Townsville All-Districts Centre Pre-Poll	0	0.00%	2	40.00%	3	60.00%	5	0	0.00%	5	0.02%
53	eAssist - Coorparoo Pre-Poll	3	100.00%	0	0.00%	0	0.00%	3	0	0.00%	3	0.01%
54	Returning Officer Stafford Pre-Poll	1,346	45.80%	1,282	43.62%	311	10.58%	2,939	73	2.42%	3,012	9.06%
55	Returning Officer Algester Pre-Poll	0	0.00%	0	0.00%	0	0.00%	0	0	0.00%	0	0.00%

56	Returning Officer Aspley Pre-Poll	115	45.45%	102	40.32%	36	14.23%	253	8	3.07%	261	0.79%
57	Returning Officer Bancroft Pre-Poll	0	0.00%	0	0.00%	0	0.00%	0	0	0.00%	0	0.00%
58	Returning Officer Barron River Pre-Poll	0	0.00%	0	0.00%	1	100.00%	1	0	0.00%	1	0.00%
59	Returning Officer Bonney Pre-Poll	0	0.00%	0	0.00%	0	0.00%	0	0	0.00%	0	0.00%
60	Returning Officer Broadwater Pre-Poll	1	33.33%	2	66.67%	0	0.00%	3	0	0.00%	3	0.01%
61	Returning Officer Buderim Pre-Poll	0	0.00%	0	0.00%	0	0.00%	0	0	0.00%	0	0.00%
62	Returning Officer Bulimba Pre-Poll	3	42.86%	0	0.00%	4	57.14%	7	0	0.00%	7	0.02%
63	Returning Officer Bundaberg Pre-Poll	0	0.00%	0	0.00%	0	0.00%	0	0	0.00%	0	0.00%
64	Returning Officer Bundamba Pre-Poll	0	0.00%	1	100.00%	0	0.00%	1	0	0.00%	1	0.00%
65	Returning Officer Burdekin Pre-Poll	0	0.00%	0	0.00%	0	0.00%	0	0	0.00%	0	0.00%
66	Returning Officer Burleigh Pre-Poll	0	0.00%	0	0.00%	0	0.00%	0	0	0.00%	0	0.00%
67	Returning Officer Burnett Pre-Poll	0	0.00%	0	0.00%	0	0.00%	0	0	0.00%	0	0.00%
68	Returning Officer Cairns Pre-Poll	0	0.00%	0	0.00%	0	0.00%	0	0	0.00%	0	0.00%
69	Returning Officer Callide Pre-Poll	0	0.00%	0	0.00%	0	0.00%	0	1	0.00%	1	0.00%
70	Returning Officer Caloundra Pre-Poll	5	41.67%	4	33.33%	3	25.00%	12	1	7.69%	13	0.04%
71	Returning Officer Capalaba Pre-Poll	2	50.00%	1	25.00%	1	25.00%	4	0	0.00%	4	0.01%
72	Returning Officer Chatsworth Pre-Poll	0	0.00%	0	0.00%	0	0.00%	0	0	0.00%	0	0.00%
73	Returning Officer Clayfield Pre-Poll	17	31.48%	27	50.00%	10	18.52%	54	1	1.82%	55	0.17%
74	Returning Officer Condamine Pre-Poll	0	0.00%	2	100.00%	0	0.00%	2	0	0.00%	2	0.01%
75	Returning Officer Cook Pre-Poll	0	0.00%	0	0.00%	0	0.00%	0	0	0.00%	0	0.00%
76	Returning Officer Coomera Pre-Poll	1	33.33%	1	33.33%	1	33.33%	3	0	0.00%	3	0.01%
77	Returning Officer Cooper Pre-Poll	11	44.00%	10	40.00%	4	16.00%	25	2	7.41%	27	0.08%
78	Returning Officer Currumbin Pre-Poll	5	83.33%	1	16.67%	0	0.00%	6	0	0.00%	6	0.02%
79	Returning Officer Everton Pre-Poll	38	40.86%	37	39.78%	18	19.35%	93	0	0.00%	93	0.28%
80	Returning Officer Ferny Grove Pre-Poll	12	34.29%	14	40.00%	9	25.71%	35	1	2.78%	36	0.11%
81	Returning Officer Gaven Pre-Poll	0	0.00%	0	0.00%	1	100.00%	1	0	0.00%	1	0.00%
82	Returning Officer Gladstone Pre-Poll	0	0.00%	2	100.00%	0	0.00%	2	0	0.00%	2	0.01%
83	Returning Officer Glass House Pre-Poll	3	50.00%	2	33.33%	1	16.67%	6	0	0.00%	6	0.02%
84	Returning Officer Greenslopes Pre-Poll	5	55.56%	2	22.22%	2	22.22%	9	0	0.00%	9	0.03%
85	Returning Officer Gregory Pre-Poll	0	0.00%	0	0.00%	0	0.00%	0	0	0.00%	0	0.00%
86	Returning Officer Gympie Pre-Poll	0	0.00%	2	50.00%	2	50.00%	4	0	0.00%	4	0.01%
87	Returning Officer Hervey Bay Pre-Poll	0	0.00%	0	0.00%	0	0.00%	0	0	0.00%	0	0.00%
88	Returning Officer Hill Pre-Poll	1	33.33%	2	66.67%	0	0.00%	3	0	0.00%	3	0.01%
89	Returning Officer Hinchinbrook Pre-Poll	3	100.00%	0	0.00%	0	0.00%	3	0	0.00%	3	0.01%
90	Returning Officer Inala Pre-Poll	2	50.00%	2	50.00%	0	0.00%	4	0	0.00%	4	0.01%
91	Returning Officer Ipswich Pre-Poll	2	66.67%	1	33.33%	0	0.00%	3	0	0.00%	3	0.01%
92	Returning Officer Ipswich West Pre-Poll	0	0.00%	0	0.00%	0	0.00%	0	0	0.00%	0	0.00%
93	Returning Officer Jordan Pre-Poll	1	100.00%	0	0.00%	0	0.00%	1	0	0.00%	1	0.00%
94	Returning Officer Kawana Pre-Poll	0	0.00%	1	100.00%	0	0.00%	1	0	0.00%	1	0.00%
95	Returning Officer Keppel Pre-Poll	0	0.00%	0	0.00%	0	0.00%	0	0	0.00%	0	0.00%
96	Returning Officer Kurwongbah Pre-Poll	0	0.00%	1	100.00%	0	0.00%	1	0	0.00%	1	0.00%
97	Returning Officer Lockyer Pre-Poll	0	0.00%	3	75.00%	1	25.00%	4	0	0.00%	4	0.01%
98	Returning Officer Logan Pre-Poll	0	0.00%	0	0.00%	0	0.00%	0	0	0.00%	0	0.00%
99	Returning Officer Lytton Pre-Poll	2	33.33%	1	16.67%	3	50.00%	6	0	0.00%	6	0.02%
100	Returning Officer Macalister Pre-Poll	0	0.00%	0	0.00%	0	0.00%	0	0	0.00%	0	0.00%
101	Returning Officer Mackay Pre-Poll	0	0.00%	0	0.00%	0	0.00%	0	0	0.00%	0	0.00%
102	Returning Officer Maiwar Pre-Poll	3	33.33%	2	22.22%	4	44.44%	9	0	0.00%	9	0.03%
103	Returning Officer Mansfield Pre-Poll	4	80.00%	1	20.00%	0	0.00%	5	0	0.00%	5	0.02%
104	Returning Officer Maroochydore Pre-Poll	0	0.00%	0	0.00%	0	0.00%	0	0	0.00%	0	0.00%
105	Returning Officer Maryborough Pre-Poll	2	40.00%	1	20.00%	2	40.00%	5	0	0.00%	5	0.02%
106	Returning Officer Mcconnel Pre-Poll	24	42.11%	24	42.11%	9	15.79%	57	5	8.06%	62	0.19%
107	Returning Officer Mermaid Beach Pre-Poll	2	100.00%	0	0.00%	0	0.00%	2	0	0.00%	2	0.01%
108	Returning Officer Miller Pre-Poll	2	25.00%	4	50.00%	2	25.00%	8	0	0.00%	8	0.02%
109	Returning Officer Mirani Pre-Poll	0	0.00%	0	0.00%	0	0.00%	0	0	0.00%	0	0.00%
110	Returning Officer Moggill Pre-Poll	3	50.00%	3	50.00%	0	0.00%	6	0	0.00%	6	0.02%
111	Returning Officer Morayfield Pre-Poll	0	0.00%	0	0.00%	0	0.00%	0	0	0.00%	0	0.00%
112	Returning Officer Mount Ommaney Pre-Poll	1	100.00%	0	0.00%	0	0.00%	1	0	0.00%	1	0.00%
113	Returning Officer Mudgeeraba Pre-Poll	0	0.00%	3	100.00%	0	0.00%	3	0	0.00%	3	0.01%
114	Returning Officer Mulgrave Pre-Poll	0	0.00%	0	0.00%	0	0.00%	0	0	0.00%	0	0.00%
115	Returning Officer Mundingburra Pre-Poll	0	0.00%	0	0.00%	0	0.00%	0	0	0.00%	0	0.00%
116	Returning Officer Murrumba Pre-Poll	2	20.00%	6	60.00%	2	20.00%	10	0	0.00%	10	0.03%
117	Returning Officer Nanango Pre-Poll	0	0.00%	0	0.00%	0	0.00%	0	0	0.00%	0	0.00%
118	Returning Officer Nicklin Pre-Poll	0	0.00%	2	66.67%	1	33.33%	3	0	0.00%	3	0.01%
119	Returning Officer Ninderry Pre-Poll	2	66.67%	0	0.00%	1	33.33%	3	0	0.00%	3	0.01%

120	Returning Officer Noosa Pre-Poll	0	0.00%	0	0.00%	0	0.00%	0	0	0.00%	0	0.00%
121	Returning Officer Nudgee Pre-Poll	13	38.24%	14	41.18%	7	20.59%	34	2	5.56%	36	0.11%
122	Returning Officer Oodgeroo Pre-Poll	0	0.00%	0	0.00%	0	0.00%	0	0	0.00%	0	0.00%
123	Returning Officer Pine Rivers Pre-Poll	9	39.13%	12	52.17%	2	8.70%	23	2	8.00%	25	0.08%
124	Returning Officer Pumicestone Pre-Poll	0	0.00%	2	100.00%	0	0.00%	2	0	0.00%	2	0.01%
125	Returning Officer Redcliffe Pre-Poll	0	0.00%	0	0.00%	0	0.00%	0	0	0.00%	0	0.00%
126	Returning Officer Redlands Pre-Poll	1	100.00%	0	0.00%	0	0.00%	1	0	0.00%	1	0.00%
127	Returning Officer Rockhampton Pre-Poll	1	100.00%	0	0.00%	0	0.00%	1	0	0.00%	1	0.00%
128	Returning Officer Sandgate Pre-Poll	11	42.31%	14	53.85%	1	3.85%	26	5	16.13%	31	0.09%
129	Returning Officer Scenic Rim Pre-Poll	0	0.00%	1	100.00%	0	0.00%	1	0	0.00%	1	0.00%
130	Returning Officer South Brisbane Pre-Poll	6	37.50%	6	37.50%	4	25.00%	16	0	0.00%	16	0.05%
131	Returning Officer Southern Downs Pre-Poll	2	50.00%	1	25.00%	1	25.00%	4	0	0.00%	4	0.01%
132	Returning Officer Southport Pre-Poll	0	0.00%	0	0.00%	0	0.00%	0	0	0.00%	0	0.00%
133	Returning Officer Springwood Pre-Poll	2	40.00%	1	20.00%	2	40.00%	5	0	0.00%	5	0.02%
134	Returning Officer Stretton Pre-Poll	1	33.33%	2	66.67%	0	0.00%	3	0	0.00%	3	0.01%
135	Returning Officer Surfers Paradise Pre-Poll	0	0.00%	0	0.00%	1	100.00%	1	0	0.00%	1	0.00%
136	Returning Officer Theodore Pre-Poll	0	0.00%	0	0.00%	0	0.00%	0	0	0.00%	0	0.00%
137	Returning Officer Thuringowa Pre-Poll	0	0.00%	0	0.00%	0	0.00%	0	0	0.00%	0	0.00%
138	Returning Officer Toohey Pre-Poll	3	60.00%	1	20.00%	1	20.00%	5	0	0.00%	5	0.02%
139	Returning Officer Toowoomba North Pre-Poll	2	50.00%	2	50.00%	0	0.00%	4	0	0.00%	4	0.01%
140	Returning Officer Toowoomba South Pre-Poll	0	0.00%	3	100.00%	0	0.00%	3	0	0.00%	3	0.01%
141	Returning Officer Townsville Pre-Poll	0	0.00%	0	0.00%	0	0.00%	0	0	0.00%	0	0.00%
142	Returning Officer Traeger Pre-Poll	0	0.00%	0	0.00%	0	0.00%	0	0	0.00%	0	0.00%
143	Returning Officer Warrego Pre-Poll	0	0.00%	0	0.00%	0	0.00%	0	0	0.00%	0	0.00%
144	Returning Officer Waterford Pre-Poll	0	0.00%	0	0.00%	0	0.00%	0	0	0.00%	0	0.00%
145	Returning Officer Whitsunday Pre-Poll	0	0.00%	0	0.00%	0	0.00%	0	0	0.00%	0	0.00%
146	Returning Officer Woodridge Pre-Poll	1	50.00%	1	50.00%	0	0.00%	2	0	0.00%	2	0.01%
	Polling Booth Totals	**12,548**	**48.26%**	**8,737**	**33.61%**	**4,714**	**18.13%**	**25,999**	**913**	**3.39%**	**26,912**	**80.99%**
	Postal, Special Postal, Unenrolled Votes	1,719	49.77%	1,238	35.84%	497	14.39%	3,454	287	7.67%	3,741	11.26%
	Pre-Poll (In Person) Absent Votes	33	43.42%	27	35.53%	16	21.05%	76	2	2.56%	78	0.23%
	Polling Day Absent Votes	979	43.72%	686	30.64%	574	25.64%	2,239	87	3.74%	2,326	7.00%
	Declared Institution Votes	25	43.86%	22	38.60%	10	17.54%	57	1	1.72%	58	0.17%
	Polling Day Declaration Votes	53	50.00%	29	27.36%	24	22.64%	106	6	5.36%	112	0.34%
	Uncertain Identity	0	0.00%	0	0.00%	0	0.00%	0	0	0.00%	0	0.00%
	Declaration and Pre-Poll Votes Totals	**2,809**	**47.35%**	**2,002**	**33.75%**	**1,121**	**18.90%**	**5,932**	**383**	**6.06%**	**6,315**	**19.01%**
	Total First Preference Votes	**15,357**	**48.09%**	**10,739**	**33.63%**	**5,835**	**18.27%**	**31,931**	**1,296**	**3.90%**	**33,227**	**100.00%**

Distribution of Preferences

Preference Distribution	* LYNHAM Anthony Votes	%	SANGJITPHUN Ed Votes	%	MEYER John Votes	%	Votes remaining in count	Exhausted Votes	%	Total Formal Votes
First Preference Votes	15,357	48.09%	10,739	33.63%	5,835	18.27%	31,931			31,931
MEYER Excluded (1st)	**4,473**	**76.66%**	**1,362**	**23.34%**			**5,835**	**0**	**0.00%**	**5,835**
District Total	**19,830**	**62.10%**	**12,101**	**37.90%**			**31,931**	**0**	**0.00%**	**31,931**

*** Indicates the winner**

81 - Electoral District of Stretton

First Preference Votes Polled for each Candidate at each Polling Booth

Booth No.	Polling Booth	HOLLEY Shane ONP Votes	%	NANDAULA Anisa GRN Votes	%	REDDY Shyamal Votes	%	OSTAPOVITCH Freya LNP Votes	%	* PEGG Duncan ALP Votes	%	Total Formal Votes	Informal Votes	%	Total Votes	% of Total Votes
1	Algester	13	9.63%	13	9.63%	3	2.22%	34	25.19%	72	53.33%	135	4	2.88%	139	0.48%
2	Calamvale	106	11.11%	55	5.77%	25	2.62%	254	26.62%	514	53.88%	954	64	6.29%	1,018	3.48%
3	Coopers Plains	24	15.09%	28	17.61%	3	1.89%	31	19.50%	73	45.91%	159	11	6.47%	170	0.58%
4	Eight Mile Plains	34	13.44%	20	7.91%	5	1.98%	84	33.20%	110	43.48%	253	13	4.89%	266	0.91%
5	Kuraby	221	10.64%	145	6.98%	41	1.97%	455	21.91%	1,215	58.50%	2,077	115	5.25%	2,192	7.50%
6	Macgregor Central	17	10.00%	23	13.53%	2	1.18%	43	25.29%	85	50.00%	170	5	2.86%	175	0.60%
7	Runcorn	137	14.18%	85	8.80%	20	2.07%	213	22.05%	511	52.90%	966	49	4.83%	1,015	3.47%
8	Runcorn Heights	231	10.06%	222	9.67%	48	2.09%	542	23.61%	1,253	54.57%	2,296	115	4.77%	2,411	8.25%
9	Runcorn High	99	12.33%	79	9.84%	12	1.49%	208	25.90%	405	50.44%	803	61	7.06%	864	2.95%
10	Stretton	421	12.68%	197	5.93%	38	1.14%	851	25.63%	1,813	54.61%	3,320	175	5.01%	3,495	11.95%
11	Sunnybank	28	9.82%	30	10.53%	2	0.70%	69	24.21%	156	54.74%	285	8	2.73%	293	1.00%
12	Sunnybank Hills	350	11.17%	210	6.70%	53	1.69%	986	31.46%	1,535	48.98%	3,134	146	4.45%	3,280	11.22%
13	Warrigal Road	102	11.37%	97	10.81%	13	1.45%	231	25.75%	454	50.61%	897	40	4.27%	937	3.20%
14	Brisbane CBD All-Districts Centre	6	11.11%	7	12.96%	4	7.41%	15	27.78%	22	40.74%	54	4	6.90%	58	0.20%
15	Bundaberg All-Districts Centre	0	0.00%	0	0.00%	0	0.00%	0	0.00%	0	0.00%	0	0	0.00%	0	0.00%
16	Burleigh All-Districts Centre	0	0.00%	0	0.00%	0	0.00%	1	100.00%	0	0.00%	1	0	0.00%	1	0.00%
17	Cairns All-Districts Centre	0	0.00%	0	0.00%	0	0.00%	0	0.00%	0	0.00%	0	0	0.00%	0	0.00%
18	East Brisbane All-Districts Centre	0	0.00%	0	0.00%	0	0.00%	0	0.00%	0	0.00%	0	0	0.00%	0	0.00%
19	Hervey Bay All-Districts Centre	0	0.00%	0	0.00%	0	0.00%	0	0.00%	0	0.00%	0	0	0.00%	0	0.00%
20	Mackay All-Districts Centre	0	0.00%	0	0.00%	0	0.00%	0	0.00%	0	0.00%	0	0	0.00%	0	0.00%
21	Maroochydore All-Districts Centre	0	0.00%	0	0.00%	0	0.00%	0	0.00%	0	0.00%	0	0	0.00%	0	0.00%
22	Morayfield All-Districts Centre	1	25.00%	1	25.00%	0	0.00%	0	0.00%	2	50.00%	4	0	0.00%	4	0.01%
23	Noosa All-Districts Centre	2	100.00%	0	0.00%	0	0.00%	0	0.00%	0	0.00%	2	0	0.00%	2	0.01%
24	Oodgeroo All-Districts Centre	0	0.00%	0	0.00%	0	0.00%	1	50.00%	1	50.00%	2	0	0.00%	2	0.01%
25	Redcliffe All-Districts Centre	0	0.00%	0	0.00%	0	0.00%	0	0.00%	0	0.00%	0	0	0.00%	0	0.00%
26	Southport All-Districts Centre	0	0.00%	0	0.00%	1	50.00%	1	50.00%	0	0.00%	2	0	0.00%	2	0.01%
27	Telephone Voting	3	50.00%	0	0.00%	0	0.00%	0	0.00%	3	50.00%	6	0	0.00%	6	0.02%
28	Townsville All-Districts Centre	0	0.00%	0	0.00%	0	0.00%	0	0.00%	0	0.00%	0	0	0.00%	0	0.00%
29	Vulture Street All-Districts Centre	0	0.00%	0	0.00%	0	0.00%	0	0.00%	0	0.00%	0	0	0.00%	0	0.00%
30	Woolloongabba All-Districts Centre	0	0.00%	0	0.00%	0	0.00%	0	0.00%	0	0.00%	0	0	0.00%	0	0.00%
31	Brisbane CBD All-Districts Centre Pre-Poll	51	6.71%	83	10.92%	6	0.79%	231	30.39%	389	51.18%	760	26	3.31%	786	2.69%
32	Bundaberg All-Districts Centre Pre-Poll	1	50.00%	0	0.00%	0	0.00%	0	0.00%	1	50.00%	2	1	33.33%	3	0.01%
33	Burleigh All-Districts Centre Pre-Poll	5	33.33%	1	6.67%	2	13.33%	4	26.67%	3	20.00%	15	0	0.00%	15	0.05%
34	Cairns All-Districts Centre Pre-Poll	1	50.00%	0	0.00%	0	0.00%	1	50.00%	0	0.00%	2	0	0.00%	2	0.01%
35	Electoral Visit	23	14.02%	7	4.27%	3	1.83%	65	39.63%	66	40.24%	164	8	4.65%	172	0.59%
36	Hervey Bay All-Districts Centre Pre-poll	0	0.00%	0	0.00%	0	0.00%	1	50.00%	1	50.00%	2	0	0.00%	2	0.01%
37	Mackay All-Districts Centre Pre-Poll	1	25.00%	0	0.00%	0	0.00%	0	0.00%	3	75.00%	4	0	0.00%	4	0.01%
38	Maroochydore All-Districts Centre Pre-Poll	1	25.00%	0	0.00%	1	25.00%	1	25.00%	1	25.00%	4	0	0.00%	4	0.01%
39	Morayfield All-Districts Centre Pre-poll	1	25.00%	1	25.00%	0	0.00%	0	0.00%	2	50.00%	4	0	0.00%	4	0.01%
40	Noosa All-Districts Centre Pre-Poll	0	0.00%	0	0.00%	0	0.00%	0	0.00%	0	0.00%	0	0	0.00%	0	0.00%
41	Oodgeroo All-Districts Centre Pre-Poll	0	0.00%	0	0.00%	1	5.56%	9	50.00%	8	44.44%	18	0	0.00%	18	0.06%
42	Redcliffe All-Districts Centre Pre-Poll	0	0.00%	0	0.00%	0	0.00%	1	25.00%	3	75.00%	4	0	0.00%	4	0.01%
43	Southport All-Districts Centre Pre-Poll	4	30.77%	2	15.38%	0	0.00%	1	7.69%	6	46.15%	13	2	13.33%	15	0.05%
44	Telephone Voting - Pre-poll	0	0.00%	1	16.67%	0	0.00%	2	33.33%	3	50.00%	6	0	0.00%	6	0.02%
45	Townsville All-Districts Centre Pre-Poll	1	50.00%	0	0.00%	0	0.00%	1	50.00%	0	0.00%	2	0	0.00%	2	0.01%
46	eAssist - Coorparoo Pre-Poll	1	14.29%	1	14.29%	0	0.00%	2	28.57%	3	42.86%	7	1	12.50%	8	0.03%
47	Returning Officer Stretton Pre-Poll	663	12.81%	233	4.50%	71	1.37%	1,704	32.92%	2,505	48.40%	5,176	121	2.28%	5,297	18.12%
48	Returning Officer Algester Pre-Poll	0	0.00%	0	0.00%	0	0.00%	0	0.00%	0	0.00%	0	0	0.00%	0	0.00%
49	Returning Officer Aspley Pre-Poll	0	0.00%	1	100.00%	0	0.00%	0	0.00%	0	0.00%	1	0	0.00%	1	0.00%
50	Returning Officer Bancroft Pre-Poll	0	0.00%	0	0.00%	0	0.00%	0	0.00%	0	0.00%	0	0	0.00%	0	0.00%
51	Returning Officer Barron River Pre-Poll	0	0.00%	0	0.00%	0	0.00%	0	0.00%	1	100.00%	1	0	0.00%	1	0.00%
52	Returning Officer Bonney Pre-Poll	0	0.00%	0	0.00%	0	0.00%	0	0.00%	0	0.00%	0	0	0.00%	0	0.00%
53	Returning Officer Broadwater Pre-Poll	0	0.00%	0	0.00%	0	0.00%	0	0.00%	0	0.00%	0	0	0.00%	0	0.00%
54	Returning Officer Buderim Pre-Poll	1	100.00%	0	0.00%	0	0.00%	0	0.00%	0	0.00%	1	0	0.00%	1	0.00%
55	Returning Officer Bulimba Pre-Poll	1	25.00%	0	0.00%	0	0.00%	0	0.00%	3	75.00%	4	0	0.00%	4	0.01%
56	Returning Officer Bundaberg Pre-Poll	0	0.00%	0	0.00%	0	0.00%	0	0.00%	0	0.00%	0	0	0.00%	0	0.00%
57	Returning Officer Bundamba Pre-Poll	0	0.00%	0	0.00%	0	0.00%	0	0.00%	2	100.00%	2	0	0.00%	2	0.01%
58	Returning Officer Burdekin Pre-Poll	0	0.00%	0	0.00%	0	0.00%	0	0.00%	0	0.00%	0	0	0.00%	0	0.00%
59	Returning Officer Burleigh Pre-Poll	0	0.00%	0	0.00%	0	0.00%	0	0.00%	0	0.00%	0	0	0.00%	0	0.00%
60	Returning Officer Burnett Pre-Poll	0	0.00%	0	0.00%	0	0.00%	0	0.00%	0	0.00%	0	0	0.00%	0	0.00%
61	Returning Officer Cairns Pre-Poll	0	0.00%	0	0.00%	0	0.00%	0	0.00%	0	0.00%	0	0	0.00%	0	0.00%
62	Returning Officer Callide Pre-Poll	0	0.00%	0	0.00%	0	0.00%	0	0.00%	0	0.00%	0	0	0.00%	0	0.00%
63	Returning Officer Caloundra Pre-Poll	0	0.00%	1	14.29%	0	0.00%	5	71.43%	1	14.29%	7	0	0.00%	7	0.02%
64	Returning Officer Capalaba Pre-Poll	0	0.00%	0	0.00%	1	33.33%	2	66.67%	0	0.00%	3	0	0.00%	3	0.01%
65	Returning Officer Chatsworth Pre-Poll	0	0.00%	0	0.00%	0	0.00%	4	80.00%	1	20.00%	5	0	0.00%	5	0.02%
66	Returning Officer Clayfield Pre-Poll	0	0.00%	0	0.00%	0	0.00%	0	0.00%	0	0.00%	0	0	0.00%	0	0.00%
67	Returning Officer Condamine Pre-Poll	0	0.00%	0	0.00%	0	0.00%	0	0.00%	1	100.00%	1	0	0.00%	1	0.00%
68	Returning Officer Cook Pre-Poll	0	0.00%	0	0.00%	0	0.00%	0	0.00%	0	0.00%	0	0	0.00%	0	0.00%
69	Returning Officer Coomera Pre-Poll	1	100.00%	0	0.00%	0	0.00%	0	0.00%	0	0.00%	1	0	0.00%	1	0.00%
70	Returning Officer Cooper Pre-Poll	0	0.00%	1	33.33%	0	0.00%	1	33.33%	1	33.33%	3	0	0.00%	3	0.01%
71	Returning Officer Currumbin Pre-Poll	0	0.00%	0	0.00%	0	0.00%	2	50.00%	2	50.00%	4	0	0.00%	4	0.01%
72	Returning Officer Everton Pre-Poll	0	0.00%	0	0.00%	0	0.00%	0	0.00%	1	100.00%	1	0	0.00%	1	0.00%

73	Returning Officer Ferny Grove Pre-Poll	0	0.00%	0	0.00%	0	0.00%	0	0.00%	0	0.00%	0	0	0.00%	0	0.00%
74	Returning Officer Gaven Pre-Poll	0	0.00%	0	0.00%	0	0.00%	0	0.00%	1	100.00%	1	0	0.00%	1	0.00%
75	Returning Officer Gladstone Pre-Poll	0	0.00%	0	0.00%	0	0.00%	0	0.00%	1	100.00%	1	0	0.00%	1	0.00%
76	Returning Officer Glass House Pre-Poll	0	0.00%	0	0.00%	0	0.00%	0	0.00%	0	0.00%	0	0	0.00%	0	0.00%
77	Returning Officer Greenslopes Pre-Poll	1	6.67%	2	13.33%	0	0.00%	6	40.00%	6	40.00%	15	2	11.76%	17	0.06%
78	Returning Officer Gregory Pre-Poll	0	0.00%	0	0.00%	0	0.00%	0	0.00%	0	0.00%	0	0	0.00%	0	0.00%
79	Returning Officer Gympie Pre-Poll	0	0.00%	0	0.00%	0	0.00%	0	0.00%	0	0.00%	0	0	0.00%	0	0.00%
80	Returning Officer Hervey Bay Pre-Poll	0	0.00%	0	0.00%	0	0.00%	0	0.00%	0	0.00%	0	0	0.00%	0	0.00%
81	Returning Officer Hill Pre-Poll	0	0.00%	0	0.00%	0	0.00%	0	0.00%	0	0.00%	0	0	0.00%	0	0.00%
82	Returning Officer Hinchinbrook Pre-Poll	0	0.00%	0	0.00%	0	0.00%	0	0.00%	0	0.00%	0	0	0.00%	0	0.00%
83	Returning Officer Inala Pre-Poll	0	0.00%	1	8.33%	0	0.00%	6	50.00%	5	41.67%	12	1	7.69%	13	0.04%
84	Returning Officer Ipswich Pre-Poll	0	0.00%	0	0.00%	0	0.00%	2	40.00%	3	60.00%	5	1	16.67%	6	0.02%
85	Returning Officer Ipswich West Pre-Poll	0	0.00%	0	0.00%	0	0.00%	0	0.00%	0	0.00%	0	0	0.00%	0	0.00%
86	Returning Officer Jordan Pre-Poll	12	15.79%	5	6.58%	0	0.00%	21	27.63%	38	50.00%	76	4	5.00%	80	0.27%
87	Returning Officer Kawana Pre-Poll	0	0.00%	0	0.00%	0	0.00%	1	100.00%	0	0.00%	1	0	0.00%	1	0.00%
88	Returning Officer Keppel Pre-Poll	0	0.00%	0	0.00%	0	0.00%	0	0.00%	0	0.00%	0	0	0.00%	0	0.00%
89	Returning Officer Kurwongbah Pre-Poll	0	0.00%	0	0.00%	0	0.00%	1	100.00%	0	0.00%	1	0	0.00%	1	0.00%
90	Returning Officer Lockyer Pre-Poll	0	0.00%	0	0.00%	1	50.00%	0	0.00%	1	50.00%	2	0	0.00%	2	0.01%
91	Returning Officer Logan Pre-Poll	5	35.71%	0	0.00%	0	0.00%	4	28.57%	5	35.71%	14	3	17.65%	17	0.06%
92	Returning Officer Lytton Pre-Poll	2	25.00%	1	12.50%	0	0.00%	5	62.50%	0	0.00%	8	0	0.00%	8	0.03%
93	Returning Officer Macalister Pre-Poll	0	0.00%	0	0.00%	0	0.00%	0	0.00%	0	0.00%	0	0	0.00%	0	0.00%
94	Returning Officer Mackay Pre-Poll	0	0.00%	0	0.00%	0	0.00%	0	0.00%	0	0.00%	0	0	0.00%	0	0.00%
95	Returning Officer Maiwar Pre-Poll	0	0.00%	0	0.00%	0	0.00%	2	50.00%	2	50.00%	4	0	0.00%	4	0.01%
96	Returning Officer Mansfield Pre-Poll	8	12.50%	8	12.50%	0	0.00%	22	34.38%	26	40.63%	64	3	4.48%	67	0.23%
97	Returning Officer Maroochydore Pre-Poll	0	0.00%	0	0.00%	0	0.00%	0	0.00%	0	0.00%	0	0	0.00%	0	0.00%
98	Returning Officer Maryborough Pre-Poll	1	100.00%	0	0.00%	0	0.00%	0	0.00%	0	0.00%	1	0	0.00%	1	0.00%
99	Returning Officer Mcconnel Pre-Poll	1	14.29%	3	42.86%	0	0.00%	0	0.00%	3	42.86%	7	0	0.00%	7	0.02%
100	Returning Officer Mermaid Beach Pre-Poll	3	75.00%	0	0.00%	0	0.00%	1	25.00%	0	0.00%	4	1	20.00%	5	0.02%
101	Returning Officer Miller Pre-Poll	2	12.50%	4	25.00%	0	0.00%	2	12.50%	8	50.00%	16	1	5.88%	17	0.06%
102	Returning Officer Mirani Pre-Poll	0	0.00%	0	0.00%	0	0.00%	0	0.00%	0	0.00%	0	0	0.00%	0	0.00%
103	Returning Officer Moggill Pre-Poll	0	0.00%	1	20.00%	1	20.00%	1	20.00%	2	40.00%	5	1	16.67%	6	0.02%
104	Returning Officer Morayfield Pre-Poll	0	0.00%	0	0.00%	0	0.00%	0	0.00%	0	0.00%	0	0	0.00%	0	0.00%
105	Returning Officer Mount Ommaney Pre-Poll	0	0.00%	1	25.00%	0	0.00%	0	0.00%	3	75.00%	4	0	0.00%	4	0.01%
106	Returning Officer Mudgeeraba Pre-Poll	0	0.00%	0	0.00%	0	0.00%	0	0.00%	0	0.00%	0	0	0.00%	0	0.00%
107	Returning Officer Mulgrave Pre-Poll	0	0.00%	0	0.00%	0	0.00%	0	0.00%	0	0.00%	0	0	0.00%	0	0.00%
108	Returning Officer Mundingburra Pre-Poll	0	0.00%	0	0.00%	0	0.00%	0	0.00%	0	0.00%	0	0	0.00%	0	0.00%
109	Returning Officer Murrumba Pre-Poll	0	0.00%	0	0.00%	0	0.00%	1	50.00%	1	50.00%	2	0	0.00%	2	0.01%
110	Returning Officer Nanango Pre-Poll	0	0.00%	0	0.00%	0	0.00%	0	0.00%	0	0.00%	0	0	0.00%	0	0.00%
111	Returning Officer Nicklin Pre-Poll	0	0.00%	0	0.00%	0	0.00%	0	0.00%	0	0.00%	0	0	0.00%	0	0.00%
112	Returning Officer Ninderry Pre-Poll	0	0.00%	0	0.00%	0	0.00%	0	0.00%	0	0.00%	0	0	0.00%	0	0.00%
113	Returning Officer Noosa Pre-Poll	0	0.00%	0	0.00%	0	0.00%	0	0.00%	0	0.00%	0	0	0.00%	0	0.00%
114	Returning Officer Nudgee Pre-Poll	0	0.00%	0	0.00%	0	0.00%	3	100.00%	0	0.00%	3	1	25.00%	4	0.01%
115	Returning Officer Oodgeroo Pre-Poll	0	0.00%	0	0.00%	0	0.00%	0	0.00%	0	0.00%	0	0	0.00%	0	0.00%
116	Returning Officer Pine Rivers Pre-Poll	0	0.00%	0	0.00%	0	0.00%	0	0.00%	1	100.00%	1	0	0.00%	1	0.00%
117	Returning Officer Pumicestone Pre-Poll	0	0.00%	0	0.00%	0	0.00%	0	0.00%	0	0.00%	0	0	0.00%	0	0.00%
118	Returning Officer Redcliffe Pre-Poll	0	0.00%	0	0.00%	0	0.00%	0	0.00%	0	0.00%	0	0	0.00%	0	0.00%
119	Returning Officer Redlands Pre-Poll	0	0.00%	0	0.00%	0	0.00%	1	50.00%	1	50.00%	2	0	0.00%	2	0.01%
120	Returning Officer Rockhampton Pre-Poll	1	50.00%	0	0.00%	0	0.00%	0	0.00%	1	50.00%	2	0	0.00%	2	0.01%
121	Returning Officer Sandgate Pre-Poll	0	0.00%	0	0.00%	0	0.00%	0	0.00%	4	100.00%	4	0	0.00%	4	0.01%
122	Returning Officer Scenic Rim Pre-Poll	0	0.00%	0	0.00%	0	0.00%	0	0.00%	2	100.00%	2	0	0.00%	2	0.01%
123	Returning Officer South Brisbane Pre-Poll	3	9.68%	4	12.90%	1	3.23%	10	32.26%	13	41.94%	31	0	0.00%	31	0.11%
124	Returning Officer Southern Downs Pre-Poll	0	0.00%	0	0.00%	0	0.00%	0	0.00%	0	0.00%	0	0	0.00%	0	0.00%
125	Returning Officer Southport Pre-Poll	0	0.00%	0	0.00%	0	0.00%	0	0.00%	0	0.00%	0	0	0.00%	0	0.00%
126	Returning Officer Springwood Pre-Poll	6	15.00%	4	10.00%	1	2.50%	12	30.00%	17	42.50%	40	2	4.76%	42	0.14%
127	Returning Officer Stafford Pre-Poll	0	0.00%	0	0.00%	0	0.00%	1	50.00%	1	50.00%	2	0	0.00%	2	0.01%
128	Returning Officer Surfers Paradise Pre-Poll	0	0.00%	1	100.00%	0	0.00%	0	0.00%	0	0.00%	1	0	0.00%	1	0.00%
129	Returning Officer Theodore Pre-Poll	0	0.00%	0	0.00%	0	0.00%	1	100.00%	0	0.00%	1	0	0.00%	1	0.00%
130	Returning Officer Thuringowa Pre-Poll	0	0.00%	0	0.00%	0	0.00%	0	0.00%	0	0.00%	0	0	0.00%	0	0.00%
131	Returning Officer Toohey Pre-Poll	19	12.67%	7	4.67%	6	4.00%	45	30.00%	73	48.67%	150	9	5.66%	159	0.54%
132	Returning Officer Toowoomba North Pre-Poll	0	0.00%	0	0.00%	0	0.00%	0	0.00%	1	100.00%	1	0	0.00%	1	0.00%
133	Returning Officer Toowoomba South Pre-Poll	0	0.00%	0	0.00%	0	0.00%	1	100.00%	0	0.00%	1	0	0.00%	1	0.00%
134	Returning Officer Townsville Pre-Poll	0	0.00%	0	0.00%	0	0.00%	0	0.00%	0	0.00%	0	0	0.00%	0	0.00%
135	Returning Officer Traeger Pre-Poll	1	33.33%	0	0.00%	0	0.00%	2	66.67%	0	0.00%	3	0	0.00%	3	0.01%
136	Returning Officer Warrego Pre-Poll	0	0.00%	0	0.00%	0	0.00%	0	0.00%	0	0.00%	0	0	0.00%	0	0.00%
137	Returning Officer Waterford Pre-Poll	0	0.00%	0	0.00%	0	0.00%	0	0.00%	0	0.00%	0	0	0.00%	0	0.00%
138	Returning Officer Whitsunday Pre-Poll	0	0.00%	0	0.00%	0	0.00%	0	0.00%	0	0.00%	0	0	0.00%	0	0.00%
139	Returning Officer Woodridge Pre-Poll	13	22.03%	3	5.08%	0	0.00%	8	13.56%	35	59.32%	59	6	9.23%	65	0.22%
	Polling Booth Totals	**2,629**	**11.80%**	**1,589**	**7.13%**	**365**	**1.64%**	**6,215**	**27.89%**	**11,485**	**51.54%**	**22,283**	**1,004**	**4.31%**	**23,287**	**79.64%**
	Postal, Special Postal, Unenrolled Votes	489	12.55%	258	6.62%	66	1.69%	1,278	32.79%	1,806	46.34%	3,897	343	8.09%	4,240	14.50%
	Pre-Poll (In Person) Absent Votes	18	7.09%	28	11.02%	4	1.57%	64	25.20%	140	55.12%	254	25	8.96%	279	0.95%
	Polling Day Absent Votes	139	11.53%	171	14.18%	48	3.98%	297	24.63%	551	45.69%	1,206	76	5.93%	1,282	4.38%
	Declared Institution Votes	8	15.69%	3	5.88%	0	0.00%	12	23.53%	28	54.90%	51	2	3.77%	53	0.18%
	Polling Day Declaration Votes	15	15.79%	10	10.53%	1	1.05%	18	18.95%	51	53.68%	95	4	4.04%	99	0.34%
	Uncertain Identity	0	0.00%	0	0.00%	0	0.00%	0	0.00%	0	0.00%	0	0	0.00%	0	0.00%
	Declaration and Pre-Poll Votes Totals	**669**	**12.16%**	**470**	**8.54%**	**119**	**2.16%**	**1,669**	**30.33%**	**2,576**	**46.81%**	**5,503**	**450**	**7.56%**	**5,953**	**20.36%**
	Total First Preference Votes	**3,298**	**11.87%**	**2,059**	**7.41%**	**484**	**1.74%**	**7,884**	**28.37%**	**14,061**	**50.60%**	**27,786**	**1,454**	**4.97%**	**29,240**	**100.00%**

Distribution of Preferences

Preference Distribution	HOLLEY Shane Votes	%	NANDAULA Anisa Votes	%	REDDY Shyamal Votes	%	OSTAPOVITCH Freya Votes	%	* PEGG Duncan Votes	%	Votes remaining in count	Exhausted Votes	%	Total Formal Votes
First Preference Votes	3,298	11.87%	2,059	7.41%	484	1.74%	7,884	28.37%	14,061	50.60%	27,786			27,786
REDDY Excluded (1st)	**65**	**13.43%**	**184**	**38.02%**			**131**	**27.07%**	**104**	**21.49%**	**484**	**0**	**0.00%**	**484**
Total	3,363	12.10%	2,243	8.07%			8,015	28.85%	14,165	50.98%	27,786	0	0.00%	27,786
NANDAULA Excluded (2nd)	**263**	**11.73%**					**450**	**20.06%**	**1,530**	**68.21%**	**2,243**	**0**	**0.00%**	**2,243**
Total	3,626	13.05%					8,465	30.46%	15,695	56.49%	27,786	0	0.00%	27,786
HOLLEY Excluded (3rd)							**2,681**	**73.94%**	**945**	**26.06%**	**3,626**	**0**	**0.00%**	**3,626**
District Total							**11,146**	**40.11%**	**16,640**	**59.89%**	**27,786**	**0**	**0.00%**	**27,786**

*** Indicates the winner**

82 - Electoral District of Surfers Paradise

First Preference Votes Polled for each Candidate at each Polling Booth

Booth No.	Polling Booth	WALKER Tony ALP Votes	%	* LANGBROEK John-Paul LNP Votes	%	BAKER-PEARCE Tylere Votes	%	TURNER Scott GRN Votes	%	MANLEY Chris Votes	%	Total Formal Votes	Informal Votes	%	Total Votes	% of Total Votes
1	Benowa	303	21.96%	892	64.64%	25	1.81%	122	8.84%	38	2.75%	1,380	83	5.67%	1,463	5.42%
2	Broadbeach	572	29.26%	989	50.59%	48	2.46%	279	14.27%	67	3.43%	1,955	151	7.17%	2,106	7.80%
3	Carrara	63	22.83%	177	64.13%	3	1.09%	24	8.70%	9	3.26%	276	19	6.44%	295	1.09%
4	Evandale	248	25.49%	545	56.01%	19	1.95%	124	12.74%	37	3.80%	973	37	3.66%	1,010	3.74%
5	Isle of Capri	656	24.27%	1,658	61.34%	55	2.03%	263	9.73%	71	2.63%	2,703	205	7.05%	2,908	10.77%
6	Main Beach	415	20.94%	1,278	64.48%	31	1.56%	218	11.00%	40	2.02%	1,982	94	4.53%	2,076	7.69%
7	Mermaid Beach	26	20.00%	69	53.08%	8	6.15%	19	14.62%	8	6.15%	130	10	7.14%	140	0.52%
8	Merrimac	78	23.49%	209	62.95%	9	2.71%	26	7.83%	10	3.01%	332	33	9.04%	365	1.35%
9	Merrimac High	159	24.20%	391	59.51%	18	2.74%	67	10.20%	22	3.35%	657	35	5.06%	692	2.56%
10	Moana Park	302	22.06%	884	64.57%	36	2.63%	109	7.96%	38	2.78%	1,369	66	4.60%	1,435	5.31%
11	Robina	31	23.31%	82	61.65%	4	3.01%	13	9.77%	3	2.26%	133	11	7.64%	144	0.53%
12	Robina North	230	22.07%	704	67.56%	18	1.73%	64	6.14%	26	2.50%	1,042	44	4.05%	1,086	4.02%
13	Southport East	119	25.70%	268	57.88%	18	3.89%	37	7.99%	21	4.54%	463	24	4.93%	487	1.80%
14	Brisbane CBD All-Districts Centre	5	27.78%	10	55.56%	0	0.00%	3	16.67%	0	0.00%	18	0	0.00%	18	0.07%
15	Bundaberg All-Districts Centre	0	0.00%	3	75.00%	0	0.00%	1	25.00%	0	0.00%	4	0	0.00%	4	0.01%
16	Burleigh All-Districts Centre	3	15.00%	14	70.00%	0	0.00%	3	15.00%	0	0.00%	20	6	23.08%	26	0.10%
17	Cairns All-Districts Centre	1	100.00%	0	0.00%	0	0.00%	0	0.00%	0	0.00%	1	0	0.00%	1	0.00%
18	East Brisbane All-Districts Centre	4	30.77%	6	46.15%	1	7.69%	1	7.69%	1	7.69%	13	2	13.33%	15	0.06%
19	Hervey Bay All-Districts Centre	0	0.00%	3	100.00%	0	0.00%	0	0.00%	0	0.00%	3	0	0.00%	3	0.01%
20	Mackay All-Districts Centre	0	0.00%	0	0.00%	0	0.00%	0	0.00%	0	0.00%	0	0	0.00%	0	0.00%
21	Maroochydore All-Districts Centre	0	0.00%	2	100.00%	0	0.00%	0	0.00%	0	0.00%	2	0	0.00%	2	0.01%
22	Morayfield All-Districts Centre	1	50.00%	1	50.00%	0	0.00%	0	0.00%	0	0.00%	2	0	0.00%	2	0.01%
23	Noosa All-Districts Centre	0	0.00%	2	100.00%	0	0.00%	0	0.00%	0	0.00%	2	1	33.33%	3	0.01%
24	Oodgeroo All-Districts Centre	1	100.00%	0	0.00%	0	0.00%	0	0.00%	0	0.00%	1	0	0.00%	1	0.00%
25	Redcliffe All-Districts Centre	0	0.00%	0	0.00%	0	0.00%	0	0.00%	0	0.00%	0	0	0.00%	0	0.00%
26	Southport All-Districts Centre	12	32.43%	19	51.35%	1	2.70%	3	8.11%	2	5.41%	37	1	2.63%	38	0.14%
27	Telephone Voting	3	60.00%	1	20.00%	0	0.00%	1	20.00%	0	0.00%	5	0	0.00%	5	0.02%
28	Townsville All-Districts Centre	1	25.00%	3	75.00%	0	0.00%	0	0.00%	0	0.00%	4	1	20.00%	5	0.02%
29	Vulture Street All-Districts Centre	1	25.00%	2	50.00%	0	0.00%	1	25.00%	0	0.00%	4	0	0.00%	4	0.01%
30	Woolloongabba All-Districts Centre	1	20.00%	2	40.00%	0	0.00%	2	40.00%	0	0.00%	5	0	0.00%	5	0.02%
31	Brisbane CBD All-Districts Centre Pre-Poll	17	20.00%	55	64.71%	1	1.18%	10	11.76%	2	2.35%	85	0	0.00%	85	0.31%
32	Bundaberg All-Districts Centre Pre-Poll	0	0.00%	0	0.00%	0	0.00%	0	0.00%	0	0.00%	0	0	0.00%	0	0.00%
33	Burleigh All-Districts Centre Pre-Poll	155	22.76%	419	61.53%	14	2.06%	70	10.28%	23	3.38%	681	33	4.62%	714	2.64%
34	Cairns All-Districts Centre Pre-Poll	1	12.50%	7	87.50%	0	0.00%	0	0.00%	0	0.00%	8	0	0.00%	8	0.03%
35	Electoral Visit	11	23.91%	32	69.57%	3	6.52%	0	0.00%	0	0.00%	46	1	2.13%	47	0.17%
36	Hervey Bay All-Districts Centre Pre-poll	0	0.00%	3	100.00%	0	0.00%	0	0.00%	0	0.00%	3	0	0.00%	3	0.01%
37	Mackay All-Districts Centre Pre-Poll	1	16.67%	4	66.67%	0	0.00%	0	0.00%	1	16.67%	6	0	0.00%	6	0.02%
38	Maroochydore All-Districts Centre Pre-Poll	2	33.33%	3	50.00%	0	0.00%	1	16.67%	0	0.00%	6	0	0.00%	6	0.02%
39	Morayfield All-Districts Centre Pre-poll	0	0.00%	1	100.00%	0	0.00%	0	0.00%	0	0.00%	1	0	0.00%	1	0.00%
40	Noosa All-Districts Centre Pre-Poll	2	40.00%	2	40.00%	0	0.00%	1	20.00%	0	0.00%	5	0	0.00%	5	0.02%
41	Oodgeroo All-Districts Centre Pre-Poll	2	66.67%	0	0.00%	0	0.00%	0	0.00%	1	33.33%	3	0	0.00%	3	0.01%
42	Redcliffe All-Districts Centre Pre-Poll	4	57.14%	3	42.86%	0	0.00%	0	0.00%	0	0.00%	7	0	0.00%	7	0.03%
43	Southport All-Districts Centre Pre-Poll	413	20.38%	1,379	68.07%	30	1.48%	137	6.76%	67	3.31%	2,026	68	3.25%	2,094	7.75%
44	Telephone Voting - Pre-poll	2	28.57%	4	57.14%	0	0.00%	0	0.00%	1	14.29%	7	0	0.00%	7	0.03%
45	Townsville All-Districts Centre Pre-Poll	1	25.00%	3	75.00%	0	0.00%	0	0.00%	0	0.00%	4	1	20.00%	5	0.02%
46	eAssist - Coorparoo Pre-Poll	0	0.00%	1	33.33%	0	0.00%	2	66.67%	0	0.00%	3	0	0.00%	3	0.01%
47	Returning Officer Surfers Paradise Pre-Poll	353	17.07%	1,540	74.47%	46	2.22%	83	4.01%	46	2.22%	2,068	85	3.95%	2,153	7.97%
48	Returning Officer Algester Pre-Poll	0	0.00%	0	0.00%	0	0.00%	0	0.00%	0	0.00%	0	0	0.00%	0	0.00%
49	Returning Officer Aspley Pre-Poll	0	0.00%	6	100.00%	0	0.00%	0	0.00%	0	0.00%	6	0	0.00%	6	0.02%
50	Returning Officer Bancroft Pre-Poll	0	0.00%	0	0.00%	0	0.00%	0	0.00%	0	0.00%	0	0	0.00%	0	0.00%
51	Returning Officer Barron River Pre-Poll	2	66.67%	1	33.33%	0	0.00%	0	0.00%	0	0.00%	3	0	0.00%	3	0.01%
52	Returning Officer Bonney Pre-Poll	7	20.00%	22	62.86%	0	0.00%	1	2.86%	5	14.29%	35	3	7.89%	38	0.14%
53	Returning Officer Broadwater Pre-Poll	23	30.67%	36	48.00%	3	4.00%	7	9.33%	6	8.00%	75	2	2.60%	77	0.29%
54	Returning Officer Buderim Pre-Poll	0	0.00%	3	100.00%	0	0.00%	0	0.00%	0	0.00%	3	0	0.00%	3	0.01%
55	Returning Officer Bulimba Pre-Poll	0	0.00%	3	100.00%	0	0.00%	0	0.00%	0	0.00%	3	0	0.00%	3	0.01%
56	Returning Officer Bundaberg Pre-Poll	0	0.00%	0	0.00%	0	0.00%	0	0.00%	0	0.00%	0	0	0.00%	0	0.00%
57	Returning Officer Bundamba Pre-Poll	1	50.00%	1	50.00%	0	0.00%	0	0.00%	0	0.00%	2	0	0.00%	2	0.01%
58	Returning Officer Burdekin Pre-Poll	0	0.00%	0	0.00%	0	0.00%	0	0.00%	0	0.00%	0	0	0.00%	0	0.00%
59	Returning Officer Burleigh Pre-Poll	0	0.00%	0	0.00%	0	0.00%	0	0.00%	0	0.00%	0	0	0.00%	0	0.00%
60	Returning Officer Burnett Pre-Poll	0	0.00%	0	0.00%	0	0.00%	0	0.00%	0	0.00%	0	0	0.00%	0	0.00%
61	Returning Officer Cairns Pre-Poll	0	0.00%	0	0.00%	0	0.00%	0	0.00%	0	0.00%	0	0	0.00%	0	0.00%
62	Returning Officer Callide Pre-Poll	0	0.00%	0	0.00%	0	0.00%	0	0.00%	0	0.00%	0	0	0.00%	0	0.00%
63	Returning Officer Caloundra Pre-Poll	0	0.00%	2	100.00%	0	0.00%	0	0.00%	0	0.00%	2	0	0.00%	2	0.01%
64	Returning Officer Capalaba Pre-Poll	1	50.00%	1	50.00%	0	0.00%	0	0.00%	0	0.00%	2	0	0.00%	2	0.01%
65	Returning Officer Chatsworth Pre-Poll	0	0.00%	0	0.00%	0	0.00%	0	0.00%	0	0.00%	0	0	0.00%	0	0.00%
66	Returning Officer Clayfield Pre-Poll	2	66.67%	1	33.33%	0	0.00%	0	0.00%	0	0.00%	3	0	0.00%	3	0.01%
67	Returning Officer Condamine Pre-Poll	0	0.00%	0	0.00%	0	0.00%	0	0.00%	0	0.00%	0	0	0.00%	0	0.00%
68	Returning Officer Cook Pre-Poll	0	0.00%	0	0.00%	0	0.00%	0	0.00%	0	0.00%	0	0	0.00%	0	0.00%
69	Returning Officer Coomera Pre-Poll	2	15.38%	10	76.92%	0	0.00%	1	7.69%	0	0.00%	13	0	0.00%	13	0.05%
70	Returning Officer Cooper Pre-Poll	0	0.00%	2	100.00%	0	0.00%	0	0.00%	0	0.00%	2	0	0.00%	2	0.01%
71	Returning Officer Currumbin Pre-Poll	2	11.11%	14	77.78%	0	0.00%	2	11.11%	0	0.00%	18	0	0.00%	18	0.07%
72	Returning Officer Everton Pre-Poll	0	0.00%	0	0.00%	0	0.00%	0	0.00%	0	0.00%	0	0	0.00%	0	0.00%

73	Returning Officer Ferny Grove Pre-Poll	0	0.00%	0	0.00%	0	0.00%	0	0.00%	0	0.00%	0	0	0.00%	0	0.00%
74	Returning Officer Gaven Pre-Poll	20	26.67%	42	56.00%	2	2.67%	9	12.00%	2	2.67%	75	4	5.06%	79	0.29%
75	Returning Officer Gladstone Pre-Poll	1	100.00%	0	0.00%	0	0.00%	0	0.00%	0	0.00%	1	1	50.00%	2	0.01%
76	Returning Officer Glass House Pre-Poll	0	0.00%	0	0.00%	0	0.00%	0	0.00%	0	0.00%	0	0	0.00%	0	0.00%
77	Returning Officer Greenslopes Pre-Poll	3	33.33%	6	66.67%	0	0.00%	0	0.00%	0	0.00%	9	0	0.00%	9	0.03%
78	Returning Officer Gregory Pre-Poll	0	0.00%	0	0.00%	0	0.00%	0	0.00%	0	0.00%	0	0	0.00%	0	0.00%
79	Returning Officer Gympie Pre-Poll	0	0.00%	0	0.00%	0	0.00%	0	0.00%	0	0.00%	0	0	0.00%	0	0.00%
80	Returning Officer Hervey Bay Pre-Poll	0	0.00%	3	100.00%	0	0.00%	0	0.00%	0	0.00%	3	0	0.00%	3	0.01%
81	Returning Officer Hill Pre-Poll	0	0.00%	0	0.00%	0	0.00%	0	0.00%	0	0.00%	0	0	0.00%	0	0.00%
82	Returning Officer Hinchinbrook Pre-Poll	0	0.00%	0	0.00%	0	0.00%	0	0.00%	0	0.00%	0	0	0.00%	0	0.00%
83	Returning Officer Inala Pre-Poll	0	0.00%	0	0.00%	0	0.00%	0	0.00%	0	0.00%	0	0	0.00%	0	0.00%
84	Returning Officer Ipswich Pre-Poll	0	0.00%	3	75.00%	1	25.00%	0	0.00%	0	0.00%	4	0	0.00%	4	0.01%
85	Returning Officer Ipswich West Pre-Poll	0	0.00%	0	0.00%	0	0.00%	0	0.00%	0	0.00%	0	0	0.00%	0	0.00%
86	Returning Officer Jordan Pre-Poll	0	0.00%	0	0.00%	0	0.00%	0	0.00%	0	0.00%	0	0	0.00%	0	0.00%
87	Returning Officer Kawana Pre-Poll	0	0.00%	0	0.00%	0	0.00%	0	0.00%	0	0.00%	0	0	0.00%	0	0.00%
88	Returning Officer Keppel Pre-Poll	1	50.00%	0	0.00%	1	50.00%	0	0.00%	0	0.00%	2	0	0.00%	2	0.01%
89	Returning Officer Kurwongbah Pre-Poll	0	0.00%	2	100.00%	0	0.00%	0	0.00%	0	0.00%	2	0	0.00%	2	0.01%
90	Returning Officer Lockyer Pre-Poll	0	0.00%	0	0.00%	0	0.00%	0	0.00%	0	0.00%	0	0	0.00%	0	0.00%
91	Returning Officer Logan Pre-Poll	1	50.00%	1	50.00%	0	0.00%	0	0.00%	0	0.00%	2	0	0.00%	2	0.01%
92	Returning Officer Lytton Pre-Poll	1	33.33%	0	0.00%	1	33.33%	1	33.33%	0	0.00%	3	0	0.00%	3	0.01%
93	Returning Officer Macalister Pre-Poll	0	0.00%	0	0.00%	0	0.00%	0	0.00%	0	0.00%	0	0	0.00%	0	0.00%
94	Returning Officer Mackay Pre-Poll	0	0.00%	0	0.00%	0	0.00%	0	0.00%	0	0.00%	0	0	0.00%	0	0.00%
95	Returning Officer Maiwar Pre-Poll	0	0.00%	0	0.00%	0	0.00%	0	0.00%	0	0.00%	0	0	0.00%	0	0.00%
96	Returning Officer Mansfield Pre-Poll	0	0.00%	3	100.00%	0	0.00%	0	0.00%	0	0.00%	3	0	0.00%	3	0.01%
97	Returning Officer Maroochydore Pre-Poll	0	0.00%	0	0.00%	0	0.00%	0	0.00%	0	0.00%	0	0	0.00%	0	0.00%
98	Returning Officer Maryborough Pre-Poll	0	0.00%	2	100.00%	0	0.00%	0	0.00%	0	0.00%	2	0	0.00%	2	0.01%
99	Returning Officer Mcconnel Pre-Poll	0	0.00%	2	66.67%	0	0.00%	1	33.33%	0	0.00%	3	0	0.00%	3	0.01%
100	Returning Officer Mermaid Beach Pre-Poll	307	18.59%	1,166	70.62%	38	2.30%	94	5.69%	46	2.79%	1,651	87	5.01%	1,738	6.44%
101	Returning Officer Miller Pre-Poll	0	0.00%	1	100.00%	0	0.00%	0	0.00%	0	0.00%	1	0	0.00%	1	0.00%
102	Returning Officer Mirani Pre-Poll	0	0.00%	0	0.00%	0	0.00%	0	0.00%	0	0.00%	0	0	0.00%	0	0.00%
103	Returning Officer Moggill Pre-Poll	0	0.00%	1	100.00%	0	0.00%	0	0.00%	0	0.00%	1	0	0.00%	1	0.00%
104	Returning Officer Morayfield Pre-Poll	0	0.00%	0	0.00%	0	0.00%	0	0.00%	0	0.00%	0	0	0.00%	0	0.00%
105	Returning Officer Mount Ommaney Pre-Poll	0	0.00%	0	0.00%	0	0.00%	0	0.00%	0	0.00%	0	0	0.00%	0	0.00%
106	Returning Officer Mudgeeraba Pre-Poll	14	16.87%	63	75.90%	2	2.41%	0	0.00%	4	4.82%	83	5	5.68%	88	0.33%
107	Returning Officer Mulgrave Pre-Poll	0	0.00%	0	0.00%	0	0.00%	0	0.00%	0	0.00%	0	0	0.00%	0	0.00%
108	Returning Officer Mundingburra Pre-Poll	0	0.00%	0	0.00%	0	0.00%	0	0.00%	0	0.00%	0	0	0.00%	0	0.00%
109	Returning Officer Murrumba Pre-Poll	0	0.00%	1	100.00%	0	0.00%	0	0.00%	0	0.00%	1	0	0.00%	1	0.00%
110	Returning Officer Nanango Pre-Poll	0	0.00%	0	0.00%	0	0.00%	0	0.00%	0	0.00%	0	0	0.00%	0	0.00%
111	Returning Officer Nicklin Pre-Poll	1	100.00%	0	0.00%	0	0.00%	0	0.00%	0	0.00%	1	0	0.00%	1	0.00%
112	Returning Officer Ninderry Pre-Poll	0	0.00%	0	0.00%	0	0.00%	0	0.00%	0	0.00%	0	0	0.00%	0	0.00%
113	Returning Officer Noosa Pre-Poll	0	0.00%	0	0.00%	0	0.00%	0	0.00%	0	0.00%	0	0	0.00%	0	0.00%
114	Returning Officer Nudgee Pre-Poll	1	50.00%	1	50.00%	0	0.00%	0	0.00%	0	0.00%	2	0	0.00%	2	0.01%
115	Returning Officer Oodgeroo Pre-Poll	0	0.00%	0	0.00%	0	0.00%	0	0.00%	0	0.00%	0	0	0.00%	0	0.00%
116	Returning Officer Pine Rivers Pre-Poll	1	100.00%	0	0.00%	0	0.00%	0	0.00%	0	0.00%	1	0	0.00%	1	0.00%
117	Returning Officer Pumicestone Pre-Poll	0	0.00%	1	100.00%	0	0.00%	0	0.00%	0	0.00%	1	0	0.00%	1	0.00%
118	Returning Officer Redcliffe Pre-Poll	0	0.00%	0	0.00%	0	0.00%	0	0.00%	0	0.00%	0	0	0.00%	0	0.00%
119	Returning Officer Redlands Pre-Poll	1	33.33%	2	66.67%	0	0.00%	0	0.00%	0	0.00%	3	1	25.00%	4	0.01%
120	Returning Officer Rockhampton Pre-Poll	3	60.00%	0	0.00%	0	0.00%	1	20.00%	1	20.00%	5	0	0.00%	5	0.02%
121	Returning Officer Sandgate Pre-Poll	0	0.00%	0	0.00%	0	0.00%	0	0.00%	0	0.00%	0	0	0.00%	0	0.00%
122	Returning Officer Scenic Rim Pre-Poll	0	0.00%	2	66.67%	0	0.00%	0	0.00%	1	33.33%	3	0	0.00%	3	0.01%
123	Returning Officer South Brisbane Pre-Poll	2	33.33%	3	50.00%	0	0.00%	1	16.67%	0	0.00%	6	0	0.00%	6	0.02%
124	Returning Officer Southern Downs Pre-Poll	0	0.00%	0	0.00%	0	0.00%	0	0.00%	0	0.00%	0	0	0.00%	0	0.00%
125	Returning Officer Southport Pre-Poll	0	0.00%	0	0.00%	0	0.00%	0	0.00%	0	0.00%	0	0	0.00%	0	0.00%
126	Returning Officer Springwood Pre-Poll	5	45.45%	5	45.45%	0	0.00%	0	0.00%	1	9.09%	11	1	8.33%	12	0.04%
127	Returning Officer Stafford Pre-Poll	2	66.67%	1	33.33%	0	0.00%	0	0.00%	0	0.00%	3	0	0.00%	3	0.01%
128	Returning Officer Stretton Pre-Poll	0	0.00%	0	0.00%	0	0.00%	0	0.00%	0	0.00%	0	0	0.00%	0	0.00%
129	Returning Officer Theodore Pre-Poll	3	27.27%	6	54.55%	0	0.00%	2	18.18%	0	0.00%	11	1	8.33%	12	0.04%
130	Returning Officer Thuringowa Pre-Poll	0	0.00%	0	0.00%	0	0.00%	0	0.00%	0	0.00%	0	0	0.00%	0	0.00%
131	Returning Officer Toohey Pre-Poll	1	50.00%	0	0.00%	0	0.00%	1	50.00%	0	0.00%	2	0	0.00%	2	0.01%
132	Returning Officer Toowoomba North Pre-Poll	0	0.00%	2	100.00%	0	0.00%	0	0.00%	0	0.00%	2	0	0.00%	2	0.01%
133	Returning Officer Toowoomba South Pre-Poll	0	0.00%	0	0.00%	0	0.00%	0	0.00%	0	0.00%	0	0	0.00%	0	0.00%
134	Returning Officer Townsville Pre-Poll	0	0.00%	0	0.00%	0	0.00%	0	0.00%	0	0.00%	0	0	0.00%	0	0.00%
135	Returning Officer Traeger Pre-Poll	1	25.00%	2	50.00%	1	25.00%	0	0.00%	0	0.00%	4	0	0.00%	4	0.01%
136	Returning Officer Warrego Pre-Poll	0	0.00%	1	100.00%	0	0.00%	0	0.00%	0	0.00%	1	0	0.00%	1	0.00%
137	Returning Officer Waterford Pre-Poll	0	0.00%	0	0.00%	0	0.00%	0	0.00%	0	0.00%	0	0	0.00%	0	0.00%
138	Returning Officer Whitsunday Pre-Poll	3	50.00%	3	50.00%	0	0.00%	0	0.00%	0	0.00%	6	0	0.00%	6	0.02%
139	Returning Officer Woodridge Pre-Poll	0	0.00%	2	100.00%	0	0.00%	0	0.00%	0	0.00%	2	0	0.00%	2	0.01%
	Polling Booth Totals	**4,611**	**22.44%**	**13,099**	**63.74%**	**437**	**2.13%**	**1,805**	**8.78%**	**600**	**2.92%**	**20,552**	**1,116**	**5.15%**	**21,668**	**80.24%**
	Postal, Special Postal, Unenrolled Votes	614	19.55%	2,179	69.37%	52	1.66%	212	6.75%	84	2.67%	3,141	263	7.73%	3,404	12.61%
	Pre-Poll (In Person) Absent Votes	23	21.90%	63	60.00%	4	3.81%	14	13.33%	1	0.95%	105	5	4.55%	110	0.41%
	Polling Day Absent Votes	433	28.12%	678	44.03%	58	3.77%	273	17.73%	98	6.36%	1,540	103	6.27%	1,643	6.08%
	Declared Institution Votes	22	21.36%	69	66.99%	3	2.91%	8	7.77%	1	0.97%	103	9	8.04%	112	0.41%
	Polling Day Declaration Votes	12	18.46%	39	60.00%	2	3.08%	11	16.92%	1	1.54%	65	1	1.52%	66	0.24%
	Uncertain Identity	0	0.00%	0	0.00%	0	0.00%	0	0.00%	0	0.00%	0	0	0.00%	0	0.00%
	Declaration and Pre-Poll Votes Totals	**1,104**	**22.29%**	**3,028**	**61.12%**	**119**	**2.40%**	**518**	**10.46%**	**185**	**3.73%**	**4,954**	**381**	**7.14%**	**5,335**	**19.76%**
	Total First Preference Votes	**5,715**	**22.41%**	**16,127**	**63.23%**	**556**	**2.18%**	**2,323**	**9.11%**	**785**	**3.08%**	**25,506**	**1,497**	**5.54%**	**27,003**	**100.00%**

Distribution of Preferences

Preference Distribution	WALKER Tony Votes	%	* LANGBROEK John-Paul Votes	%	BAKER-PEARCE Tylere Votes	%	TURNER Scott Votes	%	MANLEY Chris Votes	%	Votes remaining in count	Exhausted Votes	%	Total Formal Votes
First Preference Votes	5,715	22.41%	16,127	63.23%	556	2.18%	2,323	9.11%	785	3.08%	25,506			25,506
BAKER-PEARCE Excluded (1st)	**61**	**10.97%**	**108**	**19.42%**			**83**	**14.93%**	**304**	**54.68%**	**556**	**0**	**0.00%**	**556**
Total	5,776	22.65%	16,235	63.65%			2,406	9.43%	1,089	4.27%	25,506	0	0.00%	25,506
MANLEY Excluded (2nd)	**222**	**20.39%**	**461**	**42.33%**			**406**	**37.28%**			**1,089**	**0**	**0.00%**	**1,089**
Total	5,998	23.52%	16,696	65.46%			2,812	11.02%			25,506	0	0.00%	25,506
TURNER Excluded (3rd)	**1,709**	**60.78%**	**1,103**	**39.22%**							**2,812**	**0**	**0.00%**	**2,812**
District Total	**7,707**	**30.22%**	**17,799**	**69.78%**							**25,506**	**0**	**0.00%**	**25,506**

*** Indicates the winner**

83 - Electoral District of Theodore

First Preference Votes Polled for each Candidate at each Polling Booth

Booth No.	Polling Booth	* BOOTHMAN Mark LNP Votes	%	MENI Tina GRN Votes	%	STANTON Luz ALP Votes	%	LANE Darrell ONP Votes	%	Total Formal Votes	Informal Votes	%	Total Votes	% of Total Votes
1	Coomera	291	33.07%	91	10.34%	321	36.48%	177	20.11%	880	65	6.88%	945	3.33%
2	Coomera Springs	73	37.63%	22	11.34%	62	31.96%	37	19.07%	194	19	8.92%	213	0.75%
3	Gaven	732	34.45%	210	9.88%	782	36.80%	401	18.87%	2,125	147	6.47%	2,272	8.00%
4	Helensvale	800	34.16%	250	10.67%	838	35.78%	454	19.39%	2,342	116	4.72%	2,458	8.65%
5	Helensvale North	610	35.00%	208	11.93%	577	33.10%	348	19.97%	1,743	114	6.14%	1,857	6.54%
6	Nerang West	56	29.47%	33	17.37%	55	28.95%	46	24.21%	190	8	4.04%	198	0.70%
7	Oxenford	1,094	41.82%	220	8.41%	784	29.97%	518	19.80%	2,616	141	5.11%	2,757	9.70%
8	Pacific Pines	691	34.93%	186	9.40%	777	39.28%	324	16.38%	1,978	127	6.03%	2,105	7.41%
9	Upper Coomera	925	46.34%	194	9.72%	550	27.56%	327	16.38%	1,996	89	4.27%	2,085	7.34%
10	Upper Coomera North	628	34.11%	182	9.89%	650	35.31%	381	20.70%	1,841	97	5.01%	1,938	6.82%
11	Brisbane CBD All-Districts Centre	4	33.33%	1	8.33%	5	41.67%	2	16.67%	12	1	7.69%	13	0.05%
12	Bundaberg All-Districts Centre	0	0.00%	0	0.00%	0	0.00%	0	0.00%	0	1	0.00%	1	0.00%
13	Burleigh All-Districts Centre	4	28.57%	4	28.57%	3	21.43%	3	21.43%	14	0	0.00%	14	0.05%
14	Cairns All-Districts Centre	0	0.00%	0	0.00%	0	0.00%	0	0.00%	0	0	0.00%	0	0.00%
15	East Brisbane All-Districts Centre	0	0.00%	0	0.00%	0	0.00%	0	0.00%	0	0	0.00%	0	0.00%
16	Hervey Bay All-Districts Centre	0	0.00%	0	0.00%	0	0.00%	0	0.00%	0	0	0.00%	0	0.00%
17	Mackay All-Districts Centre	0	0.00%	0	0.00%	0	0.00%	0	0.00%	0	0	0.00%	0	0.00%
18	Maroochydore All-Districts Centre	0	0.00%	0	0.00%	0	0.00%	0	0.00%	0	0	0.00%	0	0.00%
19	Morayfield All-Districts Centre	0	0.00%	0	0.00%	0	0.00%	0	0.00%	0	0	0.00%	0	0.00%
20	Noosa All-Districts Centre	0	0.00%	0	0.00%	0	0.00%	0	0.00%	0	0	0.00%	0	0.00%
21	Oodgeroo All-Districts Centre	0	0.00%	0	0.00%	0	0.00%	0	0.00%	0	0	0.00%	0	0.00%
22	Redcliffe All-Districts Centre	0	0.00%	0	0.00%	1	100.00%	0	0.00%	1	0	0.00%	1	0.00%
23	Southport All-Districts Centre	5	25.00%	5	25.00%	5	25.00%	5	25.00%	20	2	9.09%	22	0.08%
24	Telephone Voting	3	75.00%	0	0.00%	1	25.00%	0	0.00%	4	1	20.00%	5	0.02%
25	Townsville All-Districts Centre	0	0.00%	0	0.00%	0	0.00%	0	0.00%	0	0	0.00%	0	0.00%
26	Vulture Street All-Districts Centre	0	0.00%	0	0.00%	0	0.00%	0	0.00%	0	0	0.00%	0	0.00%
27	Woolloongabba All-Districts Centre	0	0.00%	0	0.00%	0	0.00%	0	0.00%	0	0	0.00%	0	0.00%
28	Brisbane CBD All-Districts Centre Pre-Poll	30	46.88%	10	15.63%	17	26.56%	7	10.94%	64	4	5.88%	68	0.24%
29	Bundaberg All-Districts Centre Pre-Poll	0	0.00%	1	20.00%	1	20.00%	3	60.00%	5	2	28.57%	7	0.02%
30	Burleigh All-Districts Centre Pre-Poll	51	44.35%	13	11.30%	31	26.96%	20	17.39%	115	4	3.36%	119	0.42%
31	Cairns All-Districts Centre Pre-Poll	0	0.00%	0	0.00%	1	100.00%	0	0.00%	1	0	0.00%	1	0.00%
32	Electoral Visit	39	52.00%	5	6.67%	18	24.00%	13	17.33%	75	1	1.32%	76	0.27%
33	Hervey Bay All-Districts Centre Pre-poll	0	0.00%	0	0.00%	0	0.00%	0	0.00%	0	0	0.00%	0	0.00%
34	Mackay All-Districts Centre Pre-Poll	0	0.00%	0	0.00%	3	75.00%	1	25.00%	4	0	0.00%	4	0.01%
35	Maroochydore All-Districts Centre Pre-Poll	0	0.00%	0	0.00%	2	100.00%	0	0.00%	2	0	0.00%	2	0.01%
36	Morayfield All-Districts Centre Pre-poll	0	0.00%	0	0.00%	0	0.00%	0	0.00%	0	0	0.00%	0	0.00%
37	Noosa All-Districts Centre Pre-Poll	0	0.00%	0	0.00%	0	0.00%	0	0.00%	0	0	0.00%	0	0.00%
38	Oodgeroo All-Districts Centre Pre-Poll	6	100.00%	0	0.00%	0	0.00%	0	0.00%	6	1	14.29%	7	0.02%
39	Redcliffe All-Districts Centre Pre-Poll	2	50.00%	0	0.00%	2	50.00%	0	0.00%	4	0	0.00%	4	0.01%
40	Southport All-Districts Centre Pre-Poll	690	40.83%	173	10.24%	533	31.54%	294	17.40%	1,690	61	3.48%	1,751	6.16%
41	Telephone Voting - Pre-poll	4	100.00%	0	0.00%	0	0.00%	0	0.00%	4	0	0.00%	4	0.01%
42	Townsville All-Districts Centre Pre-Poll	2	40.00%	0	0.00%	1	20.00%	2	40.00%	5	0	0.00%	5	0.02%
43	eAssist - Coorparoo Pre-Poll	0	0.00%	1	100.00%	0	0.00%	0	0.00%	1	0	0.00%	1	0.00%
44	Returning Officer Theodore Pre-Poll	1,022	46.41%	141	6.40%	615	27.93%	424	19.26%	2,202	86	3.76%	2,288	8.05%
45	Returning Officer Algester Pre-Poll	0	0.00%	0	0.00%	0	0.00%	0	0.00%	0	0	0.00%	0	0.00%
46	Returning Officer Aspley Pre-Poll	0	0.00%	0	0.00%	0	0.00%	0	0.00%	0	0	0.00%	0	0.00%
47	Returning Officer Bancroft Pre-Poll	0	0.00%	0	0.00%	0	0.00%	0	0.00%	0	0	0.00%	0	0.00%
48	Returning Officer Barron River Pre-Poll	0	0.00%	0	0.00%	1	100.00%	0	0.00%	1	0	0.00%	1	0.00%
49	Returning Officer Bonney Pre-Poll	123	44.89%	21	7.66%	68	24.82%	62	22.63%	274	14	4.86%	288	1.01%
50	Returning Officer Broadwater Pre-Poll	240	50.63%	20	4.22%	121	25.53%	93	19.62%	474	11	2.27%	485	1.71%
51	Returning Officer Buderim Pre-Poll	0	0.00%	0	0.00%	1	100.00%	0	0.00%	1	0	0.00%	1	0.00%
52	Returning Officer Bulimba Pre-Poll	0	0.00%	0	0.00%	0	0.00%	1	100.00%	1	0	0.00%	1	0.00%
53	Returning Officer Bundaberg Pre-Poll	1	20.00%	0	0.00%	3	60.00%	1	20.00%	5	0	0.00%	5	0.02%
54	Returning Officer Bundamba Pre-Poll	0	0.00%	0	0.00%	2	100.00%	0	0.00%	2	0	0.00%	2	0.01%
55	Returning Officer Burdekin Pre-Poll	0	0.00%	0	0.00%	0	0.00%	0	0.00%	0	0	0.00%	0	0.00%
56	Returning Officer Burleigh Pre-Poll	0	0.00%	0	0.00%	0	0.00%	0	0.00%	0	0	0.00%	0	0.00%
57	Returning Officer Burnett Pre-Poll	0	0.00%	0	0.00%	0	0.00%	0	0.00%	0	0	0.00%	0	0.00%
58	Returning Officer Cairns Pre-Poll	0	0.00%	0	0.00%	0	0.00%	0	0.00%	0	0	0.00%	0	0.00%
59	Returning Officer Callide Pre-Poll	0	0.00%	0	0.00%	0	0.00%	0	0.00%	0	0	0.00%	0	0.00%
60	Returning Officer Caloundra Pre-Poll	0	0.00%	0	0.00%	0	0.00%	0	0.00%	0	0	0.00%	0	0.00%
61	Returning Officer Capalaba Pre-Poll	1	50.00%	1	50.00%	0	0.00%	0	0.00%	2	0	0.00%	2	0.01%
62	Returning Officer Chatsworth Pre-Poll	0	0.00%	0	0.00%	0	0.00%	1	100.00%	1	0	0.00%	1	0.00%

63	Returning Officer Clayfield Pre-Poll	2	100.00%	0	0.00%	0	0.00%	0	0.00%	2	0	0.00%	2	0.01%
64	Returning Officer Condamine Pre-Poll	0	0.00%	0	0.00%	0	0.00%	0	0.00%	0	0	0.00%	0	0.00%
65	Returning Officer Cook Pre-Poll	0	0.00%	0	0.00%	0	0.00%	0	0.00%	0	0	0.00%	0	0.00%
66	Returning Officer Coomera Pre-Poll	0	0.00%	0	0.00%	0	0.00%	0	0.00%	0	5	0.00%	5	0.02%
67	Returning Officer Cooper Pre-Poll	0	0.00%	0	0.00%	0	0.00%	0	0.00%	0	0	0.00%	0	0.00%
68	Returning Officer Currumbin Pre-Poll	6	46.15%	0	0.00%	5	38.46%	2	15.38%	13	1	7.14%	14	0.05%
69	Returning Officer Everton Pre-Poll	0	0.00%	0	0.00%	0	0.00%	0	0.00%	0	0	0.00%	0	0.00%
70	Returning Officer Ferny Grove Pre-Poll	0	0.00%	0	0.00%	0	0.00%	0	0.00%	0	0	0.00%	0	0.00%
71	Returning Officer Gaven Pre-Poll	214	46.52%	39	8.48%	122	26.52%	85	18.48%	460	8	1.71%	468	1.65%
72	Returning Officer Gladstone Pre-Poll	0	0.00%	1	50.00%	0	0.00%	1	50.00%	2	1	33.33%	3	0.01%
73	Returning Officer Glass House Pre-Poll	0	0.00%	0	0.00%	0	0.00%	1	100.00%	1	0	0.00%	1	0.00%
74	Returning Officer Greenslopes Pre-Poll	2	100.00%	0	0.00%	0	0.00%	0	0.00%	2	0	0.00%	2	0.01%
75	Returning Officer Gregory Pre-Poll	1	100.00%	0	0.00%	0	0.00%	0	0.00%	1	0	0.00%	1	0.00%
76	Returning Officer Gympie Pre-Poll	0	0.00%	1	100.00%	0	0.00%	0	0.00%	1	0	0.00%	1	0.00%
77	Returning Officer Hervey Bay Pre-Poll	2	20.00%	0	0.00%	5	50.00%	3	30.00%	10	0	0.00%	10	0.04%
78	Returning Officer Hill Pre-Poll	0	0.00%	0	0.00%	0	0.00%	0	0.00%	0	0	0.00%	0	0.00%
79	Returning Officer Hinchinbrook Pre-Poll	0	0.00%	0	0.00%	0	0.00%	0	0.00%	0	0	0.00%	0	0.00%
80	Returning Officer Inala Pre-Poll	0	0.00%	0	0.00%	0	0.00%	1	100.00%	1	0	0.00%	1	0.00%
81	Returning Officer Ipswich Pre-Poll	1	25.00%	0	0.00%	3	75.00%	0	0.00%	4	0	0.00%	4	0.01%
82	Returning Officer Ipswich West Pre-Poll	0	0.00%	0	0.00%	0	0.00%	0	0.00%	0	0	0.00%	0	0.00%
83	Returning Officer Jordan Pre-Poll	2	66.67%	0	0.00%	1	33.33%	0	0.00%	3	0	0.00%	3	0.01%
84	Returning Officer Kawana Pre-Poll	0	0.00%	0	0.00%	2	100.00%	0	0.00%	2	0	0.00%	2	0.01%
85	Returning Officer Keppel Pre-Poll	0	0.00%	0	0.00%	0	0.00%	0	0.00%	0	0	0.00%	0	0.00%
86	Returning Officer Kurwongbah Pre-Poll	0	0.00%	0	0.00%	0	0.00%	0	0.00%	0	0	0.00%	0	0.00%
87	Returning Officer Lockyer Pre-Poll	0	0.00%	0	0.00%	0	0.00%	1	100.00%	1	1	50.00%	2	0.01%
88	Returning Officer Logan Pre-Poll	0	0.00%	0	0.00%	2	50.00%	2	50.00%	4	0	0.00%	4	0.01%
89	Returning Officer Lytton Pre-Poll	0	0.00%	0	0.00%	2	100.00%	0	0.00%	2	0	0.00%	2	0.01%
90	Returning Officer Macalister Pre-Poll	0	0.00%	0	0.00%	0	0.00%	0	0.00%	0	0	0.00%	0	0.00%
91	Returning Officer Mackay Pre-Poll	2	50.00%	0	0.00%	2	50.00%	0	0.00%	4	0	0.00%	4	0.01%
92	Returning Officer Maiwar Pre-Poll	3	100.00%	0	0.00%	0	0.00%	0	0.00%	3	0	0.00%	3	0.01%
93	Returning Officer Mansfield Pre-Poll	1	25.00%	0	0.00%	1	25.00%	2	50.00%	4	0	0.00%	4	0.01%
94	Returning Officer Maroochydore Pre-Poll	0	0.00%	0	0.00%	0	0.00%	0	0.00%	0	0	0.00%	0	0.00%
95	Returning Officer Maryborough Pre-Poll	0	0.00%	0	0.00%	0	0.00%	0	0.00%	0	0	0.00%	0	0.00%
96	Returning Officer Mcconnel Pre-Poll	0	0.00%	0	0.00%	0	0.00%	0	0.00%	0	0	0.00%	0	0.00%
97	Returning Officer Mermaid Beach Pre-Poll	17	51.52%	4	12.12%	8	24.24%	4	12.12%	33	2	5.71%	35	0.12%
98	Returning Officer Miller Pre-Poll	0	0.00%	1	50.00%	1	50.00%	0	0.00%	2	0	0.00%	2	0.01%
99	Returning Officer Mirani Pre-Poll	0	0.00%	0	0.00%	0	0.00%	0	0.00%	0	0	0.00%	0	0.00%
100	Returning Officer Moggill Pre-Poll	0	0.00%	1	100.00%	0	0.00%	0	0.00%	1	0	0.00%	1	0.00%
101	Returning Officer Morayfield Pre-Poll	0	0.00%	0	0.00%	0	0.00%	0	0.00%	0	0	0.00%	0	0.00%
102	Returning Officer Mount Ommaney Pre-Poll	0	0.00%	0	0.00%	0	0.00%	0	0.00%	0	0	0.00%	0	0.00%
103	Returning Officer Mudgeeraba Pre-Poll	10	55.56%	3	16.67%	2	11.11%	3	16.67%	18	0	0.00%	18	0.06%
104	Returning Officer Mulgrave Pre-Poll	0	0.00%	0	0.00%	0	0.00%	0	0.00%	0	0	0.00%	0	0.00%
105	Returning Officer Mundingburra Pre-Poll	0	0.00%	0	0.00%	0	0.00%	0	0.00%	0	0	0.00%	0	0.00%
106	Returning Officer Murrumba Pre-Poll	0	0.00%	0	0.00%	0	0.00%	1	100.00%	1	0	0.00%	1	0.00%
107	Returning Officer Nanango Pre-Poll	0	0.00%	0	0.00%	0	0.00%	0	0.00%	0	0	0.00%	0	0.00%
108	Returning Officer Nicklin Pre-Poll	0	0.00%	0	0.00%	0	0.00%	0	0.00%	0	0	0.00%	0	0.00%
109	Returning Officer Ninderry Pre-Poll	1	100.00%	0	0.00%	0	0.00%	0	0.00%	1	0	0.00%	1	0.00%
110	Returning Officer Noosa Pre-Poll	0	0.00%	0	0.00%	0	0.00%	0	0.00%	0	0	0.00%	0	0.00%
111	Returning Officer Nudgee Pre-Poll	2	100.00%	0	0.00%	0	0.00%	0	0.00%	2	0	0.00%	2	0.01%
112	Returning Officer Oodgeroo Pre-Poll	1	14.29%	0	0.00%	4	57.14%	2	28.57%	7	0	0.00%	7	0.02%
113	Returning Officer Pine Rivers Pre-Poll	0	0.00%	0	0.00%	0	0.00%	0	0.00%	0	0	0.00%	0	0.00%
114	Returning Officer Pumicestone Pre-Poll	1	100.00%	0	0.00%	0	0.00%	0	0.00%	1	0	0.00%	1	0.00%
115	Returning Officer Redcliffe Pre-Poll	0	0.00%	0	0.00%	0	0.00%	0	0.00%	0	0	0.00%	0	0.00%
116	Returning Officer Redlands Pre-Poll	1	33.33%	0	0.00%	0	0.00%	2	66.67%	3	0	0.00%	3	0.01%
117	Returning Officer Rockhampton Pre-Poll	2	50.00%	0	0.00%	1	25.00%	1	25.00%	4	0	0.00%	4	0.01%
118	Returning Officer Sandgate Pre-Poll	0	0.00%	0	0.00%	0	0.00%	0	0.00%	0	0	0.00%	0	0.00%
119	Returning Officer Scenic Rim Pre-Poll	1	14.29%	1	14.29%	5	71.43%	0	0.00%	7	0	0.00%	7	0.02%
120	Returning Officer South Brisbane Pre-Poll	3	25.00%	3	25.00%	2	16.67%	4	33.33%	12	2	14.29%	14	0.05%
121	Returning Officer Southern Downs Pre-Poll	0	0.00%	0	0.00%	0	0.00%	0	0.00%	0	0	0.00%	0	0.00%
122	Returning Officer Southport Pre-Poll	0	0.00%	0	0.00%	0	0.00%	0	0.00%	0	0	0.00%	0	0.00%
123	Returning Officer Springwood Pre-Poll	5	31.25%	3	18.75%	2	12.50%	6	37.50%	16	0	0.00%	16	0.06%
124	Returning Officer Stafford Pre-Poll	0	0.00%	0	0.00%	1	50.00%	1	50.00%	2	0	0.00%	2	0.01%
125	Returning Officer Stretton Pre-Poll	1	33.33%	2	66.67%	0	0.00%	0	0.00%	3	0	0.00%	3	0.01%
126	Returning Officer Surfers Paradise Pre-Poll	21	58.33%	4	11.11%	5	13.89%	6	16.67%	36	2	5.26%	38	0.13%
127	Returning Officer Thuringowa Pre-Poll	0	0.00%	0	0.00%	0	0.00%	0	0.00%	0	0	0.00%	0	0.00%
128	Returning Officer Toohey Pre-Poll	2	66.67%	0	0.00%	1	33.33%	0	0.00%	3	0	0.00%	3	0.01%
129	Returning Officer Toowoomba North Pre-Poll	0	0.00%	0	0.00%	1	100.00%	0	0.00%	1	0	0.00%	1	0.00%
130	Returning Officer Toowoomba South Pre-Poll	1	33.33%	1	33.33%	1	33.33%	0	0.00%	3	0	0.00%	3	0.01%
131	Returning Officer Townsville Pre-Poll	0	0.00%	0	0.00%	0	0.00%	0	0.00%	0	0	0.00%	0	0.00%
132	Returning Officer Traeger Pre-Poll	1	50.00%	0	0.00%	0	0.00%	1	50.00%	2	0	0.00%	2	0.01%
133	Returning Officer Warrego Pre-Poll	0	0.00%	0	0.00%	0	0.00%	0	0.00%	0	1	0.00%	1	0.00%

134	Returning Officer Waterford Pre-Poll	0	0.00%	0	0.00%	0	0.00%	0	0.00%	0	0	0.00%	0	0.00%
135	Returning Officer Whitsunday Pre-Poll	0	0.00%	0	0.00%	0	0.00%	0	0.00%	0	0	0.00%	0	0.00%
136	Returning Officer Woodridge Pre-Poll	0	0.00%	0	0.00%	0	0.00%	0	0.00%	0	0	0.00%	0	0.00%
	Polling Booth Totals	**8,433**	**39.09%**	**2,056**	**9.53%**	**7,010**	**32.49%**	**4,074**	**18.88%**	**21,573**	**1,135**	**5.00%**	**22,708**	**79.92%**
	Postal, Special Postal, Unenrolled Votes	1,659	46.07%	317	8.80%	941	26.13%	684	18.99%	3,601	309	7.90%	3,910	13.76%
	Pre-Poll (In Person) Absent Votes	27	37.50%	9	12.50%	23	31.94%	13	18.06%	72	3	4.00%	75	0.26%
	Polling Day Absent Votes	506	33.98%	229	15.38%	444	29.82%	310	20.82%	1,489	74	4.73%	1,563	5.50%
	Declared Institution Votes	27	42.86%	4	6.35%	18	28.57%	14	22.22%	63	2	3.08%	65	0.23%
	Polling Day Declaration Votes	26	28.89%	19	21.11%	26	28.89%	19	21.11%	90	2	2.17%	92	0.32%
	Uncertain Identity	0	0.00%	0	0.00%	0	0.00%	0	0.00%	0	0	0.00%	0	0.00%
	Declaration and Pre-Poll Votes Totals	**2,245**	**42.24%**	**578**	**10.87%**	**1,452**	**27.32%**	**1,040**	**19.57%**	**5,315**	**390**	**6.84%**	**5,705**	**20.08%**
	Total First Preference Votes	**10,678**	**39.71%**	**2,634**	**9.80%**	**8,462**	**31.47%**	**5,114**	**19.02%**	**26,888**	**1,525**	**5.37%**	**28,413**	**100.00%**

Distribution of Preferences

	* BOOTHMAN Mark		MENI Tina		STANTON Luz		LANE Darrell		Votes remaining	Exhausted		Total Formal
Preference Distribution	**Votes**	**%**	**Votes**	**%**	**Votes**	**%**	**Votes**	**%**	**in count**	**Votes**	**%**	**Votes**
First Preference Votes	10,678	39.71%	2,634	9.80%	8,462	31.47%	5,114	19.02%	26,888			26,888
MENI Excluded (1st)	**670**	**25.44%**			**1,548**	**58.77%**	**416**	**15.79%**	**2,634**	**0**	**0.00%**	**2,634**
Total	11,348	42.20%			10,010	37.23%	5,530	20.57%	26,888	0	0.00%	26,888
LANE Excluded (2nd)	**3,097**	**56.00%**			**2,433**	**44.00%**			**5,530**	**0**	**0.00%**	**5,530**
District Total	**14,445**	**53.72%**			**12,443**	**46.28%**			**26,888**	**0**	**0.00%**	**26,888**

*** Indicates the winner**

84 - Electoral District of Thuringowa

First Preference Votes Polled for each Candidate at each Polling Booth

Booth No.	Polling Booth	RUBENACH Mike GRN Votes	%	* HARPER Aaron ALP Votes	%	MARTINEZ Nick LNP Votes	%	LANE Stephen Votes	%	THORNTON Mark ONP Votes	%	FOX Terry KAP Votes	%	Total Formal Votes	Informal Votes	%	Total Votes	% of Total Votes
1	Aitkenvale	10	6.10%	56	34.15%	36	21.95%	8	4.88%	33	20.12%	21	12.80%	164	12	6.82%	176	0.57%
2	Condon	109	4.95%	748	34.00%	388	17.64%	107	4.86%	456	20.73%	392	17.82%	2,200	144	6.14%	2,344	7.62%
3	Douglas	18	8.87%	98	48.28%	34	16.75%	9	4.43%	28	13.79%	16	7.88%	203	12	5.58%	215	0.70%
4	Heatley	117	6.22%	678	36.06%	327	17.39%	111	5.90%	345	18.35%	302	16.06%	1,880	110	5.53%	1,990	6.47%
5	Kelso	136	6.19%	779	35.46%	285	12.97%	123	5.60%	519	23.62%	355	16.16%	2,197	125	5.38%	2,322	7.55%
6	Kirwan	161	5.71%	857	30.40%	680	24.12%	203	7.20%	479	16.99%	439	15.57%	2,819	160	5.37%	2,979	9.69%
7	Kirwan High	128	7.17%	627	35.15%	348	19.51%	91	5.10%	330	18.50%	260	14.57%	1,784	120	6.30%	1,904	6.19%
8	Mount Louisa	12	7.64%	46	29.30%	36	22.93%	11	7.01%	34	21.66%	18	11.46%	157	12	7.10%	169	0.55%
9	Mundingburra	10	11.36%	35	39.77%	16	18.18%	7	7.95%	10	11.36%	10	11.36%	88	6	6.38%	94	0.31%
10	Northern Beaches	8	10.53%	13	17.11%	14	18.42%	5	6.58%	24	31.58%	12	15.79%	76	2	2.56%	78	0.25%
11	Rasmussen	144	7.14%	741	36.74%	302	14.97%	107	5.30%	378	18.74%	345	17.10%	2,017	117	5.48%	2,134	6.94%
12	Rupertswood	10	9.43%	34	32.08%	11	10.38%	7	6.60%	21	19.81%	23	21.70%	106	12	10.17%	118	0.38%
13	Vincent	20	8.10%	74	29.96%	52	21.05%	18	7.29%	40	16.19%	43	17.41%	247	15	5.73%	262	0.85%
14	Weir	73	6.02%	408	33.64%	242	19.95%	78	6.43%	232	19.13%	180	14.84%	1,213	73	5.68%	1,286	4.18%
15	Willows	130	5.49%	727	30.73%	620	26.20%	161	6.80%	408	17.24%	320	13.52%	2,366	128	5.13%	2,494	8.11%
16	Brisbane CBD All-Districts Centre	0	0.00%	2	28.57%	3	42.86%	0	0.00%	2	28.57%	0	0.00%	7	0	0.00%	7	0.02%
17	Bundaberg All-Districts Centre	0	0.00%	4	80.00%	0	0.00%	0	0.00%	1	20.00%	0	0.00%	5	0	0.00%	5	0.02%
18	Burleigh All-Districts Centre	0	0.00%	0	0.00%	0	0.00%	0	0.00%	0	0.00%	0	0.00%	0	0	0.00%	0	0.00%
19	Cairns All-Districts Centre	0	0.00%	4	66.67%	0	0.00%	1	16.67%	0	0.00%	1	16.67%	6	0	0.00%	6	0.02%
20	East Brisbane All-Districts Centre	0	0.00%	2	50.00%	2	50.00%	0	0.00%	0	0.00%	0	0.00%	4	0	0.00%	4	0.01%
21	Hervey Bay All-Districts Centre	1	100.00%	0	0.00%	0	0.00%	0	0.00%	0	0.00%	0	0.00%	1	0	0.00%	1	0.00%
22	Mackay All-Districts Centre	0	0.00%	0	0.00%	0	0.00%	0	0.00%	1	100.00%	0	0.00%	1	0	0.00%	1	0.00%
23	Maroochydore All-Districts Centre	0	0.00%	0	0.00%	0	0.00%	0	0.00%	0	0.00%	0	0.00%	0	0	0.00%	0	0.00%
24	Morayfield All-Districts Centre	1	50.00%	0	0.00%	0	0.00%	0	0.00%	1	50.00%	0	0.00%	2	0	0.00%	2	0.01%
25	Noosa All-Districts Centre	0	0.00%	0	0.00%	0	0.00%	0	0.00%	0	0.00%	0	0.00%	0	0	0.00%	0	0.00%
26	Oodgeroo All-Districts Centre	0	0.00%	0	0.00%	0	0.00%	0	0.00%	0	0.00%	0	0.00%	0	0	0.00%	0	0.00%
27	Redcliffe All-Districts Centre	0	0.00%	0	0.00%	0	0.00%	0	0.00%	0	0.00%	0	0.00%	0	0	0.00%	0	0.00%
28	Southport All-Districts Centre	0	0.00%	0	0.00%	0	0.00%	0	0.00%	0	0.00%	0	0.00%	0	0	0.00%	0	0.00%
29	Telephone Voting	0	0.00%	0	0.00%	0	0.00%	0	0.00%	0	0.00%	0	0.00%	0	0	0.00%	0	0.00%
30	Townsville All-Districts Centre	11	11.34%	22	22.68%	16	16.49%	9	9.28%	20	20.62%	19	19.59%	97	6	5.83%	103	0.34%
31	Vulture Street All-Districts Centre	0	0.00%	0	0.00%	0	0.00%	0	0.00%	0	0.00%	0	0.00%	0	0	0.00%	0	0.00%
32	Woolloongabba All-Districts Centre	0	0.00%	0	0.00%	0	0.00%	0	0.00%	0	0.00%	0	0.00%	0	0	0.00%	0	0.00%
33	Brisbane CBD All-Districts Centre Pre-Poll	1	4.35%	5	21.74%	7	30.43%	2	8.70%	3	13.04%	5	21.74%	23	0	0.00%	23	0.07%
34	Bundaberg All-Districts Centre Pre-Poll	0	0.00%	0	0.00%	0	0.00%	0	0.00%	0	0.00%	0	0.00%	0	0	0.00%	0	0.00%
35	Burleigh All-Districts Centre Pre-Poll	0	0.00%	1	100.00%	0	0.00%	0	0.00%	0	0.00%	0	0.00%	1	0	0.00%	1	0.00%
36	Cairns All-Districts Centre Pre-Poll	1	4.17%	12	50.00%	3	12.50%	0	0.00%	4	16.67%	4	16.67%	24	1	4.00%	25	0.08%
37	Electoral Visit	2	4.76%	17	40.48%	17	40.48%	0	0.00%	3	7.14%	3	7.14%	42	3	6.67%	45	0.15%
38	Hervey Bay All-Districts Centre Pre-poll	0	0.00%	5	38.46%	2	15.38%	0	0.00%	5	38.46%	1	7.69%	13	0	0.00%	13	0.04%
39	Mackay All-Districts Centre Pre-Poll	2	15.38%	5	38.46%	4	30.77%	0	0.00%	1	7.69%	1	7.69%	13	1	7.14%	14	0.05%
40	Maroochydore All-Districts Centre Pre-Poll	1	9.09%	2	18.18%	2	18.18%	0	0.00%	4	36.36%	2	18.18%	11	0	0.00%	11	0.04%
41	Morayfield All-Districts Centre Pre-poll	0	0.00%	2	50.00%	0	0.00%	0	0.00%	2	50.00%	0	0.00%	4	0	0.00%	4	0.01%
42	Noosa All-Districts Centre Pre-Poll	0	0.00%	0	0.00%	1	20.00%	0	0.00%	3	60.00%	1	20.00%	5	1	16.67%	6	0.02%
43	Oodgeroo All-Districts Centre Pre-Poll	0	0.00%	0	0.00%	0	0.00%	0	0.00%	0	0.00%	0	0.00%	0	0	0.00%	0	0.00%
44	Redcliffe All-Districts Centre Pre-Poll	0	0.00%	0	0.00%	3	50.00%	0	0.00%	3	50.00%	0	0.00%	6	0	0.00%	6	0.02%
45	Southport All-Districts Centre Pre-Poll	0	0.00%	0	0.00%	0	0.00%	0	0.00%	1	100.00%	0	0.00%	1	0	0.00%	1	0.00%
46	Telephone Voting - Pre-poll	1	12.50%	1	12.50%	2	25.00%	0	0.00%	4	50.00%	0	0.00%	8	0	0.00%	8	0.03%
47	Townsville All-Districts Centre Pre-Poll	283	3.88%	2,112	28.99%	1,756	24.10%	276	3.79%	1,674	22.98%	1,184	16.25%	7,285	255	3.38%	7,540	24.53%
48	eAssist - Coorparoo Pre-Poll	0	0.00%	0	0.00%	0	0.00%	0	0.00%	0	0.00%	0	0.00%	0	0	0.00%	0	0.00%
49	Returning Officer Thuringowa Pre-Poll	0	0.00%	0	0.00%	0	0.00%	0	0.00%	0	0.00%	0	0.00%	0	0	0.00%	0	0.00%
50	Returning Officer Algester Pre-Poll	0	0.00%	0	0.00%	0	0.00%	0	0.00%	0	0.00%	0	0.00%	0	0	0.00%	0	0.00%
51	Returning Officer Aspley Pre-Poll	0	0.00%	0	0.00%	0	0.00%	0	0.00%	1	100.00%	0	0.00%	1	0	0.00%	1	0.00%
52	Returning Officer Bancroft Pre-Poll	0	0.00%	0	0.00%	0	0.00%	0	0.00%	0	0.00%	0	0.00%	0	0	0.00%	0	0.00%
53	Returning Officer Barron River Pre-Poll	0	0.00%	1	100.00%	0	0.00%	0	0.00%	0	0.00%	0	0.00%	1	0	0.00%	1	0.00%
54	Returning Officer Bonney Pre-Poll	0	0.00%	0	0.00%	0	0.00%	0	0.00%	0	0.00%	2	100.00%	2	0	0.00%	2	0.01%
55	Returning Officer Broadwater Pre-Poll	0	0.00%	0	0.00%	0	0.00%	0	0.00%	0	0.00%	0	0.00%	0	0	0.00%	0	0.00%
56	Returning Officer Buderim Pre-Poll	0	0.00%	0	0.00%	0	0.00%	0	0.00%	0	0.00%	0	0.00%	0	0	0.00%	0	0.00%
57	Returning Officer Bulimba Pre-Poll	0	0.00%	0	0.00%	0	0.00%	0	0.00%	0	0.00%	0	0.00%	0	0	0.00%	0	0.00%
58	Returning Officer Bundaberg Pre-Poll	0	0.00%	0	0.00%	0	0.00%	0	0.00%	0	0.00%	0	0.00%	0	0	0.00%	0	0.00%
59	Returning Officer Bundamba Pre-Poll	0	0.00%	0	0.00%	0	0.00%	0	0.00%	0	0.00%	0	0.00%	0	0	0.00%	0	0.00%
60	Returning Officer Burdekin Pre-Poll	1	20.00%	2	40.00%	1	20.00%	0	0.00%	1	20.00%	0	0.00%	5	0	0.00%	5	0.02%
61	Returning Officer Burleigh Pre-Poll	0	0.00%	0	0.00%	0	0.00%	0	0.00%	0	0.00%	0	0.00%	0	0	0.00%	0	0.00%
62	Returning Officer Burnett Pre-Poll	0	0.00%	0	0.00%	0	0.00%	0	0.00%	0	0.00%	0	0.00%	0	0	0.00%	0	0.00%
63	Returning Officer Cairns Pre-Poll	0	0.00%	0	0.00%	0	0.00%	0	0.00%	0	0.00%	0	0.00%	0	0	0.00%	0	0.00%
64	Returning Officer Callide Pre-Poll	0	0.00%	0	0.00%	0	0.00%	0	0.00%	0	0.00%	0	0.00%	0	0	0.00%	0	0.00%
65	Returning Officer Caloundra Pre-Poll	0	0.00%	1	50.00%	0	0.00%	0	0.00%	1	50.00%	0	0.00%	2	1	33.33%	3	0.01%
66	Returning Officer Capalaba Pre-Poll	0	0.00%	0	0.00%	1	100.00%	0	0.00%	0	0.00%	0	0.00%	1	0	0.00%	1	0.00%
67	Returning Officer Chatsworth Pre-Poll	0	0.00%	0	0.00%	0	0.00%	0	0.00%	0	0.00%	0	0.00%	0	0	0.00%	0	0.00%
68	Returning Officer Clayfield Pre-Poll	0	0.00%	0	0.00%	0	0.00%	0	0.00%	0	0.00%	0	0.00%	0	0	0.00%	0	0.00%
69	Returning Officer Condamine Pre-Poll	0	0.00%	0	0.00%	0	0.00%	0	0.00%	0	0.00%	0	0.00%	0	0	0.00%	0	0.00%
70	Returning Officer Cook Pre-Poll	1	25.00%	0	0.00%	2	50.00%	0	0.00%	1	25.00%	0	0.00%	4	0	0.00%	4	0.01%
71	Returning Officer Coomera Pre-Poll	0	0.00%	0	0.00%	0	0.00%	0	0.00%	0	0.00%	0	0.00%	0	0	0.00%	0	0.00%
72	Returning Officer Cooper Pre-Poll	0	0.00%	0	0.00%	0	0.00%	0	0.00%	0	0.00%	0	0.00%	0	0	0.00%	0	0.00%
73	Returning Officer Currumbin Pre-Poll	0	0.00%	0	0.00%	0	0.00%	0	0.00%	0	0.00%	0	0.00%	0	0	0.00%	0	0.00%

74	Returning Officer Everton Pre-Poll	0	0.00%	0	0.00%	0	0.00%	0	0.00%	0	0.00%	0	0.00%	0	0	0.00%	0	0.00%
75	Returning Officer Ferny Grove Pre-Poll	0	0.00%	0	0.00%	0	0.00%	0	0.00%	0	0.00%	0	0.00%	0	0	0.00%	0	0.00%
76	Returning Officer Gaven Pre-Poll	0	0.00%	0	0.00%	0	0.00%	0	0.00%	0	0.00%	0	0.00%	0	0	0.00%	0	0.00%
77	Returning Officer Gladstone Pre-Poll	1	33.33%	1	33.33%	0	0.00%	0	0.00%	1	33.33%	0	0.00%	3	0	0.00%	3	0.01%
78	Returning Officer Glass House Pre-Poll	0	0.00%	0	0.00%	0	0.00%	0	0.00%	0	0.00%	0	0.00%	0	0	0.00%	0	0.00%
79	Returning Officer Greenslopes Pre-Poll	0	0.00%	0	0.00%	0	0.00%	0	0.00%	0	0.00%	0	0.00%	0	0	0.00%	0	0.00%
80	Returning Officer Gregory Pre-Poll	0	0.00%	0	0.00%	0	0.00%	0	0.00%	0	0.00%	0	0.00%	0	1	0.00%	1	0.00%
81	Returning Officer Gympie Pre-Poll	0	0.00%	1	100.00%	0	0.00%	0	0.00%	0	0.00%	0	0.00%	1	0	0.00%	1	0.00%
82	Returning Officer Hervey Bay Pre-Poll	0	0.00%	0	0.00%	0	0.00%	0	0.00%	0	0.00%	0	0.00%	0	0	0.00%	0	0.00%
83	Returning Officer Hill Pre-Poll	0	0.00%	1	7.69%	5	38.46%	0	0.00%	4	30.77%	3	23.08%	13	1	7.14%	14	0.05%
84	Returning Officer Hinchinbrook Pre-Poll	1	5.88%	1	5.88%	5	29.41%	2	11.76%	5	29.41%	3	17.65%	17	0	0.00%	17	0.06%
85	Returning Officer Inala Pre-Poll	0	0.00%	4	100.00%	0	0.00%	0	0.00%	0	0.00%	0	0.00%	4	0	0.00%	4	0.01%
86	Returning Officer Ipswich Pre-Poll	0	0.00%	1	50.00%	1	50.00%	0	0.00%	0	0.00%	0	0.00%	2	0	0.00%	2	0.01%
87	Returning Officer Ipswich West Pre-Poll	0	0.00%	0	0.00%	0	0.00%	0	0.00%	0	0.00%	0	0.00%	0	0	0.00%	0	0.00%
88	Returning Officer Jordan Pre-Poll	0	0.00%	0	0.00%	0	0.00%	0	0.00%	0	0.00%	0	0.00%	0	0	0.00%	0	0.00%
89	Returning Officer Kawana Pre-Poll	0	0.00%	1	50.00%	0	0.00%	0	0.00%	1	50.00%	0	0.00%	2	0	0.00%	2	0.01%
90	Returning Officer Keppel Pre-Poll	0	0.00%	0	0.00%	0	0.00%	0	0.00%	0	0.00%	0	0.00%	0	0	0.00%	0	0.00%
91	Returning Officer Kurwongbah Pre-Poll	0	0.00%	0	0.00%	0	0.00%	0	0.00%	0	0.00%	0	0.00%	0	0	0.00%	0	0.00%
92	Returning Officer Lockyer Pre-Poll	1	33.33%	1	33.33%	0	0.00%	0	0.00%	1	33.33%	0	0.00%	3	0	0.00%	3	0.01%
93	Returning Officer Logan Pre-Poll	0	0.00%	0	0.00%	0	0.00%	0	0.00%	0	0.00%	0	0.00%	0	0	0.00%	0	0.00%
94	Returning Officer Lytton Pre-Poll	0	0.00%	0	0.00%	0	0.00%	1	100.00%	0	0.00%	0	0.00%	1	0	0.00%	1	0.00%
95	Returning Officer Macalister Pre-Poll	0	0.00%	0	0.00%	0	0.00%	0	0.00%	0	0.00%	0	0.00%	0	0	0.00%	0	0.00%
96	Returning Officer Mackay Pre-Poll	0	0.00%	0	0.00%	0	0.00%	0	0.00%	0	0.00%	0	0.00%	0	0	0.00%	0	0.00%
97	Returning Officer Maiwar Pre-Poll	0	0.00%	0	0.00%	0	0.00%	0	0.00%	0	0.00%	0	0.00%	0	0	0.00%	0	0.00%
98	Returning Officer Mansfield Pre-Poll	0	0.00%	0	0.00%	0	0.00%	0	0.00%	0	0.00%	1	100.00%	1	0	0.00%	1	0.00%
99	Returning Officer Maroochydore Pre-Poll	0	0.00%	0	0.00%	0	0.00%	0	0.00%	0	0.00%	0	0.00%	0	0	0.00%	0	0.00%
100	Returning Officer Maryborough Pre-Poll	0	0.00%	0	0.00%	1	100.00%	0	0.00%	0	0.00%	0	0.00%	1	0	0.00%	1	0.00%
101	Returning Officer Mcconnel Pre-Poll	0	0.00%	1	50.00%	1	50.00%	0	0.00%	0	0.00%	0	0.00%	2	0	0.00%	2	0.01%
102	Returning Officer Mermaid Beach Pre-Poll	0	0.00%	0	0.00%	0	0.00%	0	0.00%	0	0.00%	0	0.00%	0	0	0.00%	0	0.00%
103	Returning Officer Miller Pre-Poll	0	0.00%	1	100.00%	0	0.00%	0	0.00%	0	0.00%	0	0.00%	1	0	0.00%	1	0.00%
104	Returning Officer Mirani Pre-Poll	0	0.00%	0	0.00%	0	0.00%	0	0.00%	0	0.00%	0	0.00%	0	0	0.00%	0	0.00%
105	Returning Officer Moggill Pre-Poll	0	0.00%	0	0.00%	0	0.00%	0	0.00%	0	0.00%	0	0.00%	0	0	0.00%	0	0.00%
106	Returning Officer Morayfield Pre-Poll	0	0.00%	0	0.00%	0	0.00%	0	0.00%	0	0.00%	0	0.00%	0	0	0.00%	0	0.00%
107	Returning Officer Mount Ommaney Pre-Poll	1	33.33%	1	33.33%	0	0.00%	0	0.00%	1	33.33%	0	0.00%	3	0	0.00%	3	0.01%
108	Returning Officer Mudgeeraba Pre-Poll	0	0.00%	0	0.00%	0	0.00%	0	0.00%	0	0.00%	0	0.00%	0	0	0.00%	0	0.00%
109	Returning Officer Mulgrave Pre-Poll	0	0.00%	0	0.00%	0	0.00%	0	0.00%	0	0.00%	0	0.00%	0	0	0.00%	0	0.00%
110	Returning Officer Mundingburra Pre-Poll	0	0.00%	0	0.00%	0	0.00%	0	0.00%	0	0.00%	0	0.00%	0	0	0.00%	0	0.00%
111	Returning Officer Murrumba Pre-Poll	0	0.00%	1	50.00%	1	50.00%	0	0.00%	0	0.00%	0	0.00%	2	0	0.00%	2	0.01%
112	Returning Officer Nanango Pre-Poll	0	0.00%	0	0.00%	0	0.00%	0	0.00%	0	0.00%	0	0.00%	0	0	0.00%	0	0.00%
113	Returning Officer Nicklin Pre-Poll	0	0.00%	0	0.00%	0	0.00%	0	0.00%	2	100.00%	0	0.00%	2	0	0.00%	2	0.01%
114	Returning Officer Ninderry Pre-Poll	0	0.00%	0	0.00%	0	0.00%	0	0.00%	0	0.00%	0	0.00%	0	0	0.00%	0	0.00%
115	Returning Officer Noosa Pre-Poll	0	0.00%	0	0.00%	0	0.00%	0	0.00%	0	0.00%	0	0.00%	0	0	0.00%	0	0.00%
116	Returning Officer Nudgee Pre-Poll	0	0.00%	1	100.00%	0	0.00%	0	0.00%	0	0.00%	0	0.00%	1	0	0.00%	1	0.00%
117	Returning Officer Oodgeroo Pre-Poll	0	0.00%	0	0.00%	0	0.00%	0	0.00%	0	0.00%	0	0.00%	0	0	0.00%	0	0.00%
118	Returning Officer Pine Rivers Pre-Poll	0	0.00%	0	0.00%	0	0.00%	0	0.00%	0	0.00%	0	0.00%	0	0	0.00%	0	0.00%
119	Returning Officer Pumicestone Pre-Poll	0	0.00%	0	0.00%	0	0.00%	0	0.00%	0	0.00%	0	0.00%	0	0	0.00%	0	0.00%
120	Returning Officer Redcliffe Pre-Poll	0	0.00%	0	0.00%	0	0.00%	0	0.00%	0	0.00%	0	0.00%	0	0	0.00%	0	0.00%
121	Returning Officer Redlands Pre-Poll	0	0.00%	0	0.00%	0	0.00%	0	0.00%	0	0.00%	0	0.00%	0	0	0.00%	0	0.00%
122	Returning Officer Rockhampton Pre-Poll	0	0.00%	2	66.67%	0	0.00%	1	33.33%	0	0.00%	0	0.00%	3	0	0.00%	3	0.01%
123	Returning Officer Sandgate Pre-Poll	0	0.00%	2	66.67%	0	0.00%	0	0.00%	1	33.33%	0	0.00%	3	0	0.00%	3	0.01%
124	Returning Officer Scenic Rim Pre-Poll	0	0.00%	0	0.00%	0	0.00%	0	0.00%	0	0.00%	0	0.00%	0	0	0.00%	0	0.00%
125	Returning Officer South Brisbane Pre-Poll	0	0.00%	0	0.00%	0	0.00%	0	0.00%	0	0.00%	0	0.00%	0	0	0.00%	0	0.00%
126	Returning Officer Southern Downs Pre-Poll	0	0.00%	0	0.00%	1	100.00%	0	0.00%	0	0.00%	0	0.00%	1	0	0.00%	1	0.00%
127	Returning Officer Southport Pre-Poll	0	0.00%	0	0.00%	0	0.00%	0	0.00%	0	0.00%	0	0.00%	0	0	0.00%	0	0.00%
128	Returning Officer Springwood Pre-Poll	0	0.00%	0	0.00%	0	0.00%	0	0.00%	0	0.00%	0	0.00%	0	0	0.00%	0	0.00%
129	Returning Officer Stafford Pre-Poll	0	0.00%	1	100.00%	0	0.00%	0	0.00%	0	0.00%	0	0.00%	1	1	50.00%	2	0.01%
130	Returning Officer Stretton Pre-Poll	0	0.00%	0	0.00%	0	0.00%	0	0.00%	1	100.00%	0	0.00%	1	0	0.00%	1	0.00%
131	Returning Officer Surfers Paradise Pre-Poll	0	0.00%	0	0.00%	0	0.00%	0	0.00%	0	0.00%	0	0.00%	0	0	0.00%	0	0.00%
132	Returning Officer Theodore Pre-Poll	0	0.00%	0	0.00%	0	0.00%	0	0.00%	0	0.00%	0	0.00%	0	0	0.00%	0	0.00%
133	Returning Officer Toohey Pre-Poll	0	0.00%	0	0.00%	0	0.00%	0	0.00%	2	100.00%	0	0.00%	2	0	0.00%	2	0.01%
134	Returning Officer Toowoomba North Pre-Poll	0	0.00%	4	66.67%	0	0.00%	0	0.00%	2	33.33%	0	0.00%	6	1	14.29%	7	0.02%
135	Returning Officer Toowoomba South Pre-Poll	0	0.00%	0	0.00%	0	0.00%	0	0.00%	0	0.00%	0	0.00%	0	0	0.00%	0	0.00%
136	Returning Officer Townsville Pre-Poll	0	0.00%	0	0.00%	0	0.00%	0	0.00%	0	0.00%	0	0.00%	0	0	0.00%	0	0.00%
137	Returning Officer Traeger Pre-Poll	0	0.00%	2	10.53%	5	26.32%	2	10.53%	6	31.58%	4	21.05%	19	1	5.00%	20	0.07%
138	Returning Officer Warrego Pre-Poll	0	0.00%	1	100.00%	0	0.00%	0	0.00%	0	0.00%	0	0.00%	1	0	0.00%	1	0.00%
139	Returning Officer Waterford Pre-Poll	0	0.00%	0	0.00%	0	0.00%	0	0.00%	0	0.00%	0	0.00%	0	0	0.00%	0	0.00%
140	Returning Officer Whitsunday Pre-Poll	0	0.00%	2	66.67%	0	0.00%	0	0.00%	0	0.00%	1	33.33%	3	0	0.00%	3	0.01%
141	Returning Officer Woodridge Pre-Poll	1	100.00%	0	0.00%	0	0.00%	0	0.00%	0	0.00%	0	0.00%	1	0	0.00%	1	0.00%
	Polling Booth Totals	**1,397**	**5.55%**	**8,151**	**32.36%**	**5,233**	**20.77%**	**1,340**	**5.32%**	**5,100**	**20.24%**	**3,971**	**15.76%**	**25,192**	**1,321**	**4.98%**	**26,513**	**86.25%**
	Postal, Special Postal, Unenrolled Votes	93	4.26%	660	30.22%	625	28.62%	84	3.85%	404	18.50%	318	14.56%	2,184	131	5.66%	2,315	7.53%
	Pre-Poll (In Person) Absent Votes	8	5.23%	48	31.37%	34	22.22%	6	3.92%	33	21.57%	24	15.69%	153	10	6.13%	163	0.53%
	Polling Day Absent Votes	121	8.44%	462	32.22%	264	18.41%	84	5.86%	295	20.57%	208	14.50%	1,434	96	6.27%	1,530	4.98%
	Declared Institution Votes	3	8.33%	14	38.89%	9	25.00%	0	0.00%	7	19.44%	3	8.33%	36	4	10.00%	40	0.13%
	Polling Day Declaration Votes	11	6.47%	59	34.71%	26	15.29%	13	7.65%	39	22.94%	22	12.94%	170	10	5.56%	180	0.59%
	Uncertain Identity	0	0.00%	0	0.00%	0	0.00%	0	0.00%	0	0.00%	0	0.00%	0	0	0.00%	0	0.00%
	Declaration and Pre-Poll Votes Totals	**236**	**5.93%**	**1,243**	**31.25%**	**958**	**24.09%**	**187**	**4.70%**	**778**	**19.56%**	**575**	**14.46%**	**3,977**	**251**	**5.94%**	**4,228**	**13.75%**
	Total First Preference Votes	**1,633**	**5.60%**	**9,394**	**32.21%**	**6,191**	**21.22%**	**1,527**	**5.24%**	**5,878**	**20.15%**	**4,546**	**15.59%**	**29,169**	**1,572**	**5.11%**	**30,741**	**100.00%**

Statistical Reports

Distribution of Preferences

Preference Distribution	RUBENACH Mike Votes	%	* HARPER Aaron Votes	%	MARTINEZ Nick Votes	%	LANE Stephen Votes	%	THORNTON Mark Votes	%	FOX Terry Votes	%	Votes remaining in count	Exhausted Votes	%	Total Formal Votes
First Preference Votes	1,633	5.60%	9,394	32.21%	6,191	21.22%	1,527	5.24%	5,878	20.15%	4,546	15.59%	29,169			29,169
LANE Excluded (1st)	**226**	**14.80%**	**280**	**18.34%**	**341**	**22.33%**			**301**	**19.71%**	**379**	**24.82%**	**1,527**	**0**	**0.00%**	**1,527**
Total	1,859	6.37%	9,674	33.17%	6,532	22.39%			6,179	21.18%	4,925	16.88%	29,169	0	0.00%	29,169
RUBENACH Excluded (2nd)			**1,083**	**58.26%**	**245**	**13.18%**			**165**	**8.88%**	**366**	**19.69%**	**1,859**	**0**	**0.00%**	**1,859**
Total			10,757	36.88%	6,777	23.23%			6,344	21.75%	5,291	18.14%	29,169	0	0.00%	29,169
FOX Excluded (3rd)			**1,144**	**21.62%**	**886**	**16.75%**			**3,261**	**61.63%**			**5,291**	**0**	**0.00%**	**5,291**
Total			11,901	40.80%	7,663	26.27%			9,605	32.93%			29,169	0	0.00%	29,169
MARTINEZ Excluded (4th)			**3,894**	**50.82%**					**3,769**	**49.18%**			**7,663**	**0**	**0.00%**	**7,663**
District Total			**15,795**	**54.15%**					**13,374**	**45.85%**			**29,169**	**0**	**0.00%**	**29,169**

*** Indicates the winner**

85 - Electoral District of Toohey

First Preference Votes Polled for each Candidate at each Polling Booth

Booth No.	Polling Booth	SHORTEN Anthony LNP Votes	%	ZHANG Guansheng (Victor) ONP Votes	%	* RUSSO Peter ALP Votes	%	KING Gordon GRN Votes	%	Total Formal Votes	Informal Votes	%	Total Votes	% of Total Votes
1	Coopers Plains	286	19.14%	192	12.85%	823	55.09%	193	12.92%	1,494	102	6.39%	1,596	5.52%
2	Eight Mile Plains	104	26.94%	38	9.84%	203	52.59%	41	10.62%	386	24	5.85%	410	1.42%
3	Macgregor	367	32.51%	125	11.07%	494	43.76%	143	12.67%	1,129	53	4.48%	1,182	4.09%
4	Macgregor Central	428	36.93%	98	8.46%	527	45.47%	106	9.15%	1,159	89	7.13%	1,248	4.31%
5	Moorooka	321	19.02%	145	8.59%	768	45.50%	454	26.90%	1,688	77	4.36%	1,765	6.10%
6	Moorooka West	135	19.85%	68	10.00%	328	48.24%	149	21.91%	680	24	3.41%	704	2.43%
7	Moorvale	94	27.09%	25	7.20%	165	47.55%	63	18.16%	347	5	1.42%	352	1.22%
8	Robertson	511	40.11%	88	6.91%	537	42.15%	138	10.83%	1,274	50	3.78%	1,324	4.58%
9	Rochedale	87	37.18%	25	10.68%	86	36.75%	36	15.38%	234	3	1.27%	237	0.82%
10	Rocklea	68	17.17%	56	14.14%	176	44.44%	96	24.24%	396	21	5.04%	417	1.44%
11	Runcorn	148	29.84%	66	13.31%	217	43.75%	65	13.10%	496	21	4.06%	517	1.79%
12	Runcorn Heights	23	46.94%	3	6.12%	17	34.69%	6	12.24%	49	2	3.92%	51	0.18%
13	Runcorn High	103	33.55%	26	8.47%	142	46.25%	36	11.73%	307	18	5.54%	325	1.12%
14	Salisbury	456	20.88%	212	9.71%	996	45.60%	520	23.81%	2,184	98	4.29%	2,282	7.89%
15	Sunnybank	398	30.80%	166	12.85%	575	44.50%	153	11.84%	1,292	90	6.51%	1,382	4.78%
16	Upper Mt Gravatt	191	30.03%	77	12.11%	282	44.34%	86	13.52%	636	30	4.50%	666	2.30%
17	Warrigal Road	895	35.89%	256	10.26%	1,072	42.98%	271	10.87%	2,494	117	4.48%	2,611	9.02%
18	Wellers Hill	29	21.97%	10	7.58%	57	43.18%	36	27.27%	132	7	5.04%	139	0.48%
19	Wishart	44	40.00%	15	13.64%	42	38.18%	9	8.18%	110	5	4.35%	115	0.40%
20	Brisbane CBD All-Districts Centre	15	23.08%	7	10.77%	25	38.46%	18	27.69%	65	5	7.14%	70	0.24%
21	Bundaberg All-Districts Centre	0	0.00%	0	0.00%	1	100.00%	0	0.00%	1	0	0.00%	1	0.00%
22	Burleigh All-Districts Centre	0	0.00%	1	50.00%	0	0.00%	1	50.00%	2	0	0.00%	2	0.01%
23	Cairns All-Districts Centre	0	0.00%	0	0.00%	0	0.00%	0	0.00%	0	0	0.00%	0	0.00%
24	East Brisbane All-Districts Centre	0	0.00%	0	0.00%	0	0.00%	0	0.00%	0	0	0.00%	0	0.00%
25	Hervey Bay All-Districts Centre	0	0.00%	0	0.00%	0	0.00%	0	0.00%	0	0	0.00%	0	0.00%
26	Mackay All-Districts Centre	0	0.00%	0	0.00%	0	0.00%	0	0.00%	0	0	0.00%	0	0.00%
27	Maroochydore All-Districts Centre	1	50.00%	1	50.00%	0	0.00%	0	0.00%	2	0	0.00%	2	0.01%
28	Morayfield All-Districts Centre	0	0.00%	0	0.00%	0	0.00%	0	0.00%	0	0	0.00%	0	0.00%
29	Noosa All-Districts Centre	1	100.00%	0	0.00%	0	0.00%	0	0.00%	1	0	0.00%	1	0.00%
30	Oodgeroo All-Districts Centre	0	0.00%	0	0.00%	1	50.00%	1	50.00%	2	0	0.00%	2	0.01%
31	Redcliffe All-Districts Centre	0	0.00%	0	0.00%	0	0.00%	0	0.00%	0	1	0.00%	1	0.00%
32	Southport All-Districts Centre	1	33.33%	0	0.00%	1	33.33%	1	33.33%	3	0	0.00%	3	0.01%
33	Telephone Voting	1	16.67%	0	0.00%	4	66.67%	1	16.67%	6	0	0.00%	6	0.02%
34	Townsville All-Districts Centre	0	0.00%	0	0.00%	0	0.00%	0	0.00%	0	0	0.00%	0	0.00%
35	Vulture Street All-Districts Centre	0	0.00%	0	0.00%	0	0.00%	0	0.00%	0	0	0.00%	0	0.00%
36	Woolloongabba All-Districts Centre	0	0.00%	0	0.00%	0	0.00%	0	0.00%	0	0	0.00%	0	0.00%
37	Brisbane CBD All-Districts Centre Pre-Poll	250	26.97%	65	7.01%	429	46.28%	183	19.74%	927	29	3.03%	956	3.30%
38	Bundaberg All-Districts Centre Pre-Poll	1	20.00%	1	20.00%	3	60.00%	0	0.00%	5	0	0.00%	5	0.02%
39	Burleigh All-Districts Centre Pre-Poll	2	20.00%	4	40.00%	0	0.00%	4	40.00%	10	1	9.09%	11	0.04%
40	Cairns All-Districts Centre Pre-Poll	1	20.00%	0	0.00%	4	80.00%	0	0.00%	5	0	0.00%	5	0.02%
41	Electoral Visit	49	36.57%	14	10.45%	65	48.51%	6	4.48%	134	7	4.96%	141	0.49%
42	Hervey Bay All-Districts Centre Pre-poll	1	33.33%	0	0.00%	1	33.33%	1	33.33%	3	0	0.00%	3	0.01%
43	Mackay All-Districts Centre Pre-Poll	0	0.00%	1	50.00%	1	50.00%	0	0.00%	2	0	0.00%	2	0.01%
44	Maroochydore All-Districts Centre Pre-Poll	6	46.15%	4	30.77%	2	15.38%	1	7.69%	13	1	7.14%	14	0.05%
45	Morayfield All-Districts Centre Pre-poll	1	33.33%	0	0.00%	1	33.33%	1	33.33%	3	0	0.00%	3	0.01%
46	Noosa All-Districts Centre Pre-Poll	2	40.00%	1	20.00%	1	20.00%	1	20.00%	5	0	0.00%	5	0.02%
47	Oodgeroo All-Districts Centre Pre-Poll	7	26.92%	4	15.38%	14	53.85%	1	3.85%	26	1	3.70%	27	0.09%
48	Redcliffe All-Districts Centre Pre-Poll	0	0.00%	0	0.00%	5	83.33%	1	16.67%	6	1	14.29%	7	0.02%
49	Southport All-Districts Centre Pre-Poll	3	25.00%	1	8.33%	7	58.33%	1	8.33%	12	2	14.29%	14	0.05%
50	Telephone Voting - Pre-poll	5	45.45%	2	18.18%	3	27.27%	1	9.09%	11	0	0.00%	11	0.04%
51	Townsville All-Districts Centre Pre-Poll	3	50.00%	1	16.67%	2	33.33%	0	0.00%	6	0	0.00%	6	0.02%
52	eAssist - Coorparoo Pre-Poll	8	53.33%	1	6.67%	3	20.00%	3	20.00%	15	3	16.67%	18	0.06%
53	Returning Officer Toohey Pre-Poll	872	34.98%	281	11.27%	1,115	44.73%	225	9.03%	2,493	66	2.58%	2,559	8.84%
54	Returning Officer Algester Pre-Poll	0	0.00%	0	0.00%	0	0.00%	0	0.00%	0	0	0.00%	0	0.00%
55	Returning Officer Aspley Pre-Poll	1	20.00%	1	20.00%	2	40.00%	1	20.00%	5	0	0.00%	5	0.02%
56	Returning Officer Bancroft Pre-Poll	0	0.00%	1	100.00%	0	0.00%	0	0.00%	1	0	0.00%	1	0.00%
57	Returning Officer Barron River Pre-Poll	0	0.00%	1	100.00%	0	0.00%	0	0.00%	1	0	0.00%	1	0.00%
58	Returning Officer Bonney Pre-Poll	0	0.00%	0	0.00%	0	0.00%	0	0.00%	0	0	0.00%	0	0.00%
59	Returning Officer Broadwater Pre-Poll	0	0.00%	0	0.00%	0	0.00%	0	0.00%	0	0	0.00%	0	0.00%
60	Returning Officer Buderim Pre-Poll	0	0.00%	2	100.00%	0	0.00%	0	0.00%	2	0	0.00%	2	0.01%
61	Returning Officer Bulimba Pre-Poll	0	0.00%	1	33.33%	2	66.67%	0	0.00%	3	0	0.00%	3	0.01%
62	Returning Officer Bundaberg Pre-Poll	0	0.00%	0	0.00%	0	0.00%	0	0.00%	0	0	0.00%	0	0.00%

63	Returning Officer Bundamba Pre-Poll	0	0.00%	0	0.00%	0	0.00%	0	0.00%	0	0	0.00%	0	0.00%
64	Returning Officer Burdekin Pre-Poll	0	0.00%	0	0.00%	0	0.00%	0	0.00%	0	0	0.00%	0	0.00%
65	Returning Officer Burleigh Pre-Poll	0	0.00%	0	0.00%	0	0.00%	0	0.00%	0	0	0.00%	0	0.00%
66	Returning Officer Burnett Pre-Poll	0	0.00%	0	0.00%	0	0.00%	0	0.00%	0	0	0.00%	0	0.00%
67	Returning Officer Cairns Pre-Poll	0	0.00%	0	0.00%	0	0.00%	0	0.00%	0	0	0.00%	0	0.00%
68	Returning Officer Callide Pre-Poll	0	0.00%	0	0.00%	0	0.00%	1	100.00%	1	0	0.00%	1	0.00%
69	Returning Officer Caloundra Pre-Poll	2	100.00%	0	0.00%	0	0.00%	0	0.00%	2	0	0.00%	2	0.01%
70	Returning Officer Capalaba Pre-Poll	7	41.18%	2	11.76%	3	17.65%	5	29.41%	17	0	0.00%	17	0.06%
71	Returning Officer Chatsworth Pre-Poll	4	66.67%	0	0.00%	2	33.33%	0	0.00%	6	0	0.00%	6	0.02%
72	Returning Officer Clayfield Pre-Poll	2	33.33%	0	0.00%	2	33.33%	2	33.33%	6	0	0.00%	6	0.02%
73	Returning Officer Condamine Pre-Poll	0	0.00%	0	0.00%	0	0.00%	0	0.00%	0	0	0.00%	0	0.00%
74	Returning Officer Cook Pre-Poll	0	0.00%	0	0.00%	0	0.00%	0	0.00%	0	0	0.00%	0	0.00%
75	Returning Officer Coomera Pre-Poll	0	0.00%	0	0.00%	0	0.00%	0	0.00%	0	0	0.00%	0	0.00%
76	Returning Officer Cooper Pre-Poll	2	28.57%	1	14.29%	3	42.86%	1	14.29%	7	0	0.00%	7	0.02%
77	Returning Officer Currumbin Pre-Poll	2	66.67%	0	0.00%	0	0.00%	1	33.33%	3	0	0.00%	3	0.01%
78	Returning Officer Everton Pre-Poll	0	0.00%	0	0.00%	0	0.00%	0	0.00%	0	0	0.00%	0	0.00%
79	Returning Officer Ferny Grove Pre-Poll	0	0.00%	0	0.00%	3	100.00%	0	0.00%	3	0	0.00%	3	0.01%
80	Returning Officer Gaven Pre-Poll	0	0.00%	0	0.00%	1	100.00%	0	0.00%	1	0	0.00%	1	0.00%
81	Returning Officer Gladstone Pre-Poll	3	60.00%	0	0.00%	2	40.00%	0	0.00%	5	0	0.00%	5	0.02%
82	Returning Officer Glass House Pre-Poll	0	0.00%	0	0.00%	0	0.00%	0	0.00%	0	0	0.00%	0	0.00%
83	Returning Officer Greenslopes Pre-Poll	15	28.85%	8	15.38%	18	34.62%	11	21.15%	52	1	1.89%	53	0.18%
84	Returning Officer Gregory Pre-Poll	0	0.00%	0	0.00%	0	0.00%	0	0.00%	0	0	0.00%	0	0.00%
85	Returning Officer Gympie Pre-Poll	0	0.00%	0	0.00%	0	0.00%	0	0.00%	0	0	0.00%	0	0.00%
86	Returning Officer Hervey Bay Pre-Poll	0	0.00%	0	0.00%	0	0.00%	0	0.00%	0	0	0.00%	0	0.00%
87	Returning Officer Hill Pre-Poll	0	0.00%	0	0.00%	0	0.00%	0	0.00%	0	0	0.00%	0	0.00%
88	Returning Officer Hinchinbrook Pre-Poll	0	0.00%	0	0.00%	1	100.00%	0	0.00%	1	0	0.00%	1	0.00%
89	Returning Officer Inala Pre-Poll	1	9.09%	2	18.18%	6	54.55%	2	18.18%	11	1	8.33%	12	0.04%
90	Returning Officer Ipswich Pre-Poll	0	0.00%	1	16.67%	3	50.00%	2	33.33%	6	1	14.29%	7	0.02%
91	Returning Officer Ipswich West Pre-Poll	0	0.00%	0	0.00%	0	0.00%	0	0.00%	0	0	0.00%	0	0.00%
92	Returning Officer Jordan Pre-Poll	4	21.05%	0	0.00%	10	52.63%	5	26.32%	19	0	0.00%	19	0.07%
93	Returning Officer Kawana Pre-Poll	1	33.33%	0	0.00%	2	66.67%	0	0.00%	3	0	0.00%	3	0.01%
94	Returning Officer Keppel Pre-Poll	1	50.00%	0	0.00%	0	0.00%	1	50.00%	2	0	0.00%	2	0.01%
95	Returning Officer Kurwongbah Pre-Poll	0	0.00%	0	0.00%	0	0.00%	0	0.00%	0	0	0.00%	0	0.00%
96	Returning Officer Lockyer Pre-Poll	1	12.50%	2	25.00%	5	62.50%	0	0.00%	8	0	0.00%	8	0.03%
97	Returning Officer Logan Pre-Poll	1	50.00%	0	0.00%	1	50.00%	0	0.00%	2	0	0.00%	2	0.01%
98	Returning Officer Lytton Pre-Poll	2	20.00%	1	10.00%	5	50.00%	2	20.00%	10	1	9.09%	11	0.04%
99	Returning Officer Macalister Pre-Poll	0	0.00%	0	0.00%	0	0.00%	0	0.00%	0	0	0.00%	0	0.00%
100	Returning Officer Mackay Pre-Poll	0	0.00%	0	0.00%	0	0.00%	0	0.00%	0	0	0.00%	0	0.00%
101	Returning Officer Maiwar Pre-Poll	3	27.27%	0	0.00%	6	54.55%	2	18.18%	11	0	0.00%	11	0.04%
102	Returning Officer Mansfield Pre-Poll	163	47.80%	37	10.85%	113	33.14%	28	8.21%	341	9	2.57%	350	1.21%
103	Returning Officer Maroochydore Pre-Poll	0	0.00%	0	0.00%	0	0.00%	0	0.00%	0	0	0.00%	0	0.00%
104	Returning Officer Maryborough Pre-Poll	0	0.00%	0	0.00%	1	100.00%	0	0.00%	1	0	0.00%	1	0.00%
105	Returning Officer Mcconnel Pre-Poll	3	30.00%	1	10.00%	4	40.00%	2	20.00%	10	0	0.00%	10	0.03%
106	Returning Officer Mermaid Beach Pre-Poll	2	50.00%	2	50.00%	0	0.00%	0	0.00%	4	0	0.00%	4	0.01%
107	Returning Officer Miller Pre-Poll	62	23.85%	27	10.38%	130	50.00%	41	15.77%	260	8	2.99%	268	0.93%
108	Returning Officer Mirani Pre-Poll	0	0.00%	0	0.00%	0	0.00%	0	0.00%	0	0	0.00%	0	0.00%
109	Returning Officer Moggill Pre-Poll	3	75.00%	0	0.00%	1	25.00%	0	0.00%	4	0	0.00%	4	0.01%
110	Returning Officer Morayfield Pre-Poll	0	0.00%	0	0.00%	0	0.00%	0	0.00%	0	0	0.00%	0	0.00%
111	Returning Officer Mount Ommaney Pre-Poll	0	0.00%	0	0.00%	0	0.00%	4	100.00%	4	0	0.00%	4	0.01%
112	Returning Officer Mudgeeraba Pre-Poll	0	0.00%	0	0.00%	0	0.00%	0	0.00%	0	0	0.00%	0	0.00%
113	Returning Officer Mulgrave Pre-Poll	0	0.00%	0	0.00%	0	0.00%	0	0.00%	0	0	0.00%	0	0.00%
114	Returning Officer Mundingburra Pre-Poll	0	0.00%	0	0.00%	0	0.00%	0	0.00%	0	0	0.00%	0	0.00%
115	Returning Officer Murrumba Pre-Poll	0	0.00%	0	0.00%	1	33.33%	2	66.67%	3	0	0.00%	3	0.01%
116	Returning Officer Nanango Pre-Poll	0	0.00%	0	0.00%	0	0.00%	0	0.00%	0	0	0.00%	0	0.00%
117	Returning Officer Nicklin Pre-Poll	0	0.00%	0	0.00%	0	0.00%	0	0.00%	0	1	0.00%	1	0.00%
118	Returning Officer Ninderry Pre-Poll	2	66.67%	0	0.00%	1	33.33%	0	0.00%	3	0	0.00%	3	0.01%
119	Returning Officer Noosa Pre-Poll	0	0.00%	0	0.00%	0	0.00%	0	0.00%	0	0	0.00%	0	0.00%
120	Returning Officer Nudgee Pre-Poll	1	50.00%	0	0.00%	0	0.00%	1	50.00%	2	0	0.00%	2	0.01%
121	Returning Officer Oodgeroo Pre-Poll	0	0.00%	0	0.00%	0	0.00%	0	0.00%	0	0	0.00%	0	0.00%
122	Returning Officer Pine Rivers Pre-Poll	0	0.00%	0	0.00%	1	50.00%	1	50.00%	2	0	0.00%	2	0.01%
123	Returning Officer Pumicestone Pre-Poll	0	0.00%	0	0.00%	0	0.00%	0	0.00%	0	1	0.00%	1	0.00%
124	Returning Officer Redcliffe Pre-Poll	0	0.00%	0	0.00%	0	0.00%	0	0.00%	0	0	0.00%	0	0.00%
125	Returning Officer Redlands Pre-Poll	4	66.67%	1	16.67%	1	16.67%	0	0.00%	6	0	0.00%	6	0.02%
126	Returning Officer Rockhampton Pre-Poll	1	100.00%	0	0.00%	0	0.00%	0	0.00%	1	0	0.00%	1	0.00%
127	Returning Officer Sandgate Pre-Poll	0	0.00%	0	0.00%	0	0.00%	0	0.00%	0	0	0.00%	0	0.00%
128	Returning Officer Scenic Rim Pre-Poll	0	0.00%	0	0.00%	0	0.00%	0	0.00%	0	0	0.00%	0	0.00%
129	Returning Officer South Brisbane Pre-Poll	11	22.45%	5	10.20%	21	42.86%	12	24.49%	49	4	7.55%	53	0.18%
130	Returning Officer Southern Downs Pre-Poll	0	0.00%	0	0.00%	0	0.00%	0	0.00%	0	0	0.00%	0	0.00%
131	Returning Officer Southport Pre-Poll	0	0.00%	0	0.00%	0	0.00%	0	0.00%	0	0	0.00%	0	0.00%
132	Returning Officer Springwood Pre-Poll	15	44.12%	5	14.71%	10	29.41%	4	11.76%	34	0	0.00%	34	0.12%
133	Returning Officer Stafford Pre-Poll	1	16.67%	1	16.67%	3	50.00%	1	16.67%	6	0	0.00%	6	0.02%

134	Returning Officer Stretton Pre-Poll	281	37.62%	83	11.11%	326	43.64%	57	7.63%	747	41	5.20%	788	2.72%
135	Returning Officer Surfers Paradise Pre-Poll	0	0.00%	0	0.00%	0	0.00%	0	0.00%	0	0	0.00%	0	0.00%
136	Returning Officer Theodore Pre-Poll	0	0.00%	0	0.00%	0	0.00%	0	0.00%	0	0	0.00%	0	0.00%
137	Returning Officer Thuringowa Pre-Poll	0	0.00%	0	0.00%	0	0.00%	0	0.00%	0	0	0.00%	0	0.00%
138	Returning Officer Toowoomba North Pre-Poll	0	0.00%	0	0.00%	0	0.00%	0	0.00%	0	0	0.00%	0	0.00%
139	Returning Officer Toowoomba South Pre-Poll	1	50.00%	0	0.00%	1	50.00%	0	0.00%	2	0	0.00%	2	0.01%
140	Returning Officer Townsville Pre-Poll	0	0.00%	0	0.00%	0	0.00%	0	0.00%	0	0	0.00%	0	0.00%
141	Returning Officer Traeger Pre-Poll	0	0.00%	0	0.00%	3	100.00%	0	0.00%	3	0	0.00%	3	0.01%
142	Returning Officer Warrego Pre-Poll	0	0.00%	0	0.00%	0	0.00%	0	0.00%	0	0	0.00%	0	0.00%
143	Returning Officer Waterford Pre-Poll	0	0.00%	0	0.00%	0	0.00%	0	0.00%	0	0	0.00%	0	0.00%
144	Returning Officer Whitsunday Pre-Poll	0	0.00%	0	0.00%	0	0.00%	0	0.00%	0	0	0.00%	0	0.00%
145	Returning Officer Woodridge Pre-Poll	3	21.43%	1	7.14%	8	57.14%	2	14.29%	14	1	6.67%	15	0.05%
	Polling Booth Totals	**6,523**	**29.75%**	**2,266**	**10.33%**	**9,897**	**45.13%**	**3,243**	**14.79%**	**21,929**	**1,022**	**4.45%**	**22,951**	**79.32%**
	Postal, Special Postal, Unenrolled Votes	1,301	34.72%	428	11.42%	1,626	43.39%	392	10.46%	3,747	292	7.23%	4,039	13.96%
	Pre-Poll (In Person) Absent Votes	25	23.81%	10	9.52%	57	54.29%	13	12.38%	105	7	6.25%	112	0.39%
	Polling Day Absent Votes	428	26.62%	172	10.70%	647	40.24%	361	22.45%	1,608	64	3.83%	1,672	5.78%
	Declared Institution Votes	29	41.43%	6	8.57%	29	41.43%	6	8.57%	70	8	10.26%	78	0.27%
	Polling Day Declaration Votes	30	38.46%	9	11.54%	28	35.90%	11	14.10%	78	5	6.02%	83	0.29%
	Uncertain Identity	0	0.00%	0	0.00%	0	0.00%	0	0.00%	0	0	0.00%	0	0.00%
	Declaration and Pre-Poll Votes Totals	**1,813**	**32.33%**	**625**	**11.14%**	**2,387**	**42.56%**	**783**	**13.96%**	**5,608**	**376**	**6.28%**	**5,984**	**20.68%**
	Total First Preference Votes	**8,336**	**30.27%**	**2,891**	**10.50%**	**12,284**	**44.61%**	**4,026**	**14.62%**	**27,537**	**1,398**	**4.83%**	**28,935**	**100.00%**

Distribution of Preferences

Preference Distribution	SHORTEN Anthony Votes	%	ZHANG Guansheng (Victor) Votes	%	* RUSSO Peter Votes	%	KING Gordon Votes	%	Votes remaining in count	Exhausted Votes	%	Total Formal Votes
First Preference Votes	8,336	30.27%	2,891	10.50%	12,284	44.61%	4,026	14.62%	27,537			27,537
ZHANG Excluded (1st)	**1,806**	**62.47%**			**606**	**20.96%**	**479**	**16.57%**	**2,891**	**0**	**0.00%**	**2,891**
Total	10,142	36.83%			12,890	46.81%	4,505	16.36%	27,537	0	0.00%	27,537
KING Excluded (2nd)	**869**	**19.29%**			**3,636**	**80.71%**			**4,505**	**0**	**0.00%**	**4,505**
District Total	**11,011**	**39.99%**			**16,526**	**60.01%**			**27,537**	**0**	**0.00%**	**27,537**

*** Indicates the winner**

86 - Electoral District of Toowoomba North

First Preference Votes Polled for each Candidate at each Polling Booth

Booth No.	Polling Booth	CHIDLEY Emmeline GRN Votes	%	WILSON Paul ONP Votes	%	TOWNSEND Josie Votes	%	* WATTS Trevor LNP Votes	%	SHINE Kerry ALP Votes	%	Total Formal Votes	Informal Votes	%	Total Votes	% of Total Votes
1	Centenary Heights	22	10.28%	39	18.22%	6	2.80%	66	30.84%	81	37.85%	214	11	4.89%	225	0.70%
2	Fairview Heights	31	3.59%	171	19.79%	18	2.08%	324	37.50%	320	37.04%	864	36	4.00%	900	2.79%
3	Harlaxton	111	8.06%	199	14.45%	64	4.65%	506	36.75%	497	36.09%	1,377	49	3.44%	1,426	4.42%
4	Harlaxton North	17	5.15%	60	18.18%	7	2.12%	88	26.67%	158	47.88%	330	13	3.79%	343	1.06%
5	Harristown	23	10.50%	47	21.46%	12	5.48%	63	28.77%	74	33.79%	219	13	5.60%	232	0.72%
6	Highfields	97	5.05%	274	14.28%	65	3.39%	974	50.76%	509	26.52%	1,919	36	1.84%	1,955	6.06%
7	Highfields West	97	5.51%	222	12.60%	47	2.67%	893	50.68%	503	28.55%	1,762	40	2.22%	1,802	5.58%
8	Holy Name	58	7.20%	121	15.03%	35	4.35%	247	30.68%	344	42.73%	805	43	5.07%	848	2.63%
9	Meringandan	7	3.76%	29	15.59%	8	4.30%	94	50.54%	48	25.81%	186	8	4.12%	194	0.60%
10	Mount Lofty	144	13.02%	124	11.21%	38	3.44%	415	37.52%	385	34.81%	1,106	33	2.90%	1,139	3.53%
11	Newtown	115	6.54%	319	18.14%	79	4.49%	542	30.81%	704	40.02%	1,759	68	3.72%	1,827	5.66%
12	North Toowoomba	102	11.70%	106	12.16%	40	4.59%	274	31.42%	350	40.14%	872	28	3.11%	900	2.79%
13	Rangeville	21	12.88%	32	19.63%	5	3.07%	62	38.04%	43	26.38%	163	2	1.21%	165	0.51%
14	Rockville	65	6.01%	184	17.02%	41	3.79%	343	31.73%	448	41.44%	1,081	54	4.76%	1,135	3.52%
15	St Josephs	22	9.02%	33	13.52%	13	5.33%	94	38.52%	82	33.61%	244	12	4.69%	256	0.79%
16	The Range	64	7.18%	47	5.27%	21	2.36%	560	62.85%	199	22.33%	891	14	1.55%	905	2.80%
17	Toowoomba	38	12.58%	28	9.27%	21	6.95%	119	39.40%	96	31.79%	302	13	4.13%	315	0.98%
18	Toowoomba East	160	9.41%	135	7.94%	85	5.00%	779	45.82%	541	31.82%	1,700	45	2.58%	1,745	5.41%
19	Tor Street	24	7.38%	56	17.23%	8	2.46%	124	38.15%	113	34.77%	325	13	3.85%	338	1.05%
20	Tor Street North	71	4.59%	260	16.82%	50	3.23%	582	37.65%	583	37.71%	1,546	88	5.39%	1,634	5.06%
21	Wilsonton	76	4.67%	302	18.56%	58	3.56%	571	35.10%	620	38.11%	1,627	86	5.02%	1,713	5.31%
22	Brisbane CBD All-Districts Centre	1	9.09%	0	0.00%	0	0.00%	7	63.64%	3	27.27%	11	2	15.38%	13	0.04%
23	Bundaberg All-Districts Centre	0	0.00%	0	0.00%	0	0.00%	0	0.00%	0	0.00%	0	0	0.00%	0	0.00%
24	Burleigh All-Districts Centre	0	0.00%	0	0.00%	0	0.00%	0	0.00%	0	0.00%	0	0	0.00%	0	0.00%
25	Cairns All-Districts Centre	0	0.00%	0	0.00%	0	0.00%	0	0.00%	0	0.00%	0	0	0.00%	0	0.00%
26	East Brisbane All-Districts Centre	0	0.00%	0	0.00%	0	0.00%	3	60.00%	2	40.00%	5	0	0.00%	5	0.02%
27	Hervey Bay All-Districts Centre	0	0.00%	0	0.00%	0	0.00%	0	0.00%	0	0.00%	0	0	0.00%	0	0.00%
28	Mackay All-Districts Centre	0	0.00%	0	0.00%	0	0.00%	0	0.00%	0	0.00%	0	0	0.00%	0	0.00%
29	Maroochydore All-Districts Centre	0	0.00%	0	0.00%	0	0.00%	0	0.00%	0	0.00%	0	0	0.00%	0	0.00%
30	Morayfield All-Districts Centre	0	0.00%	1	50.00%	0	0.00%	1	50.00%	0	0.00%	2	0	0.00%	2	0.01%
31	Noosa All-Districts Centre	1	100.00%	0	0.00%	0	0.00%	0	0.00%	0	0.00%	1	0	0.00%	1	0.00%
32	Oodgeroo All-Districts Centre	0	0.00%	1	100.00%	0	0.00%	0	0.00%	0	0.00%	1	0	0.00%	1	0.00%
33	Redcliffe All-Districts Centre	0	0.00%	0	0.00%	0	0.00%	0	0.00%	0	0.00%	0	0	0.00%	0	0.00%
34	Southport All-Districts Centre	0	0.00%	0	0.00%	0	0.00%	0	0.00%	0	0.00%	0	0	0.00%	0	0.00%
35	Telephone Voting	0	0.00%	0	0.00%	0	0.00%	0	0.00%	3	100.00%	3	0	0.00%	3	0.01%
36	Townsville All-Districts Centre	0	0.00%	1	50.00%	0	0.00%	1	50.00%	0	0.00%	2	0	0.00%	2	0.01%
37	Vulture Street All-Districts Centre	0	0.00%	0	0.00%	0	0.00%	0	0.00%	0	0.00%	0	0	0.00%	0	0.00%
38	Woolloongabba All-Districts Centre	0	0.00%	0	0.00%	0	0.00%	1	33.33%	2	66.67%	3	0	0.00%	3	0.01%
39	Brisbane CBD All-Districts Centre Pre-Poll	5	17.24%	0	0.00%	1	3.45%	16	55.17%	7	24.14%	29	0	0.00%	29	0.09%
40	Bundaberg All-Districts Centre Pre-Poll	1	25.00%	2	50.00%	0	0.00%	0	0.00%	1	25.00%	4	0	0.00%	4	0.01%
41	Burleigh All-Districts Centre Pre-Poll	1	33.33%	0	0.00%	1	33.33%	0	0.00%	1	33.33%	3	0	0.00%	3	0.01%
42	Cairns All-Districts Centre Pre-Poll	2	40.00%	0	0.00%	0	0.00%	1	20.00%	2	40.00%	5	0	0.00%	5	0.02%
43	Electoral Visit	4	3.10%	11	8.53%	1	0.78%	78	60.47%	35	27.13%	129	3	2.27%	132	0.41%
44	Hervey Bay All-Districts Centre Pre-poll	0	0.00%	3	50.00%	0	0.00%	2	33.33%	1	16.67%	6	1	14.29%	7	0.02%
45	Mackay All-Districts Centre Pre-Poll	0	0.00%	1	20.00%	0	0.00%	4	80.00%	0	0.00%	5	0	0.00%	5	0.02%
46	Maroochydore All-Districts Centre Pre-Poll	0	0.00%	0	0.00%	0	0.00%	5	55.56%	4	44.44%	9	0	0.00%	9	0.03%
47	Morayfield All-Districts Centre Pre-poll	1	100.00%	0	0.00%	0	0.00%	0	0.00%	0	0.00%	1	0	0.00%	1	0.00%
48	Noosa All-Districts Centre Pre-Poll	0	0.00%	0	0.00%	0	0.00%	0	0.00%	1	100.00%	1	0	0.00%	1	0.00%
49	Oodgeroo All-Districts Centre Pre-Poll	0	0.00%	0	0.00%	0	0.00%	0	0.00%	2	100.00%	2	0	0.00%	2	0.01%
50	Redcliffe All-Districts Centre Pre-Poll	1	50.00%	1	50.00%	0	0.00%	0	0.00%	0	0.00%	2	0	0.00%	2	0.01%
51	Southport All-Districts Centre Pre-Poll	1	14.29%	1	14.29%	1	14.29%	1	14.29%	3	42.86%	7	0	0.00%	7	0.02%
52	Telephone Voting - Pre-poll	2	20.00%	1	10.00%	0	0.00%	4	40.00%	3	30.00%	10	0	0.00%	10	0.03%
53	Townsville All-Districts Centre Pre-Poll	1	14.29%	0	0.00%	1	14.29%	5	71.43%	0	0.00%	7	0	0.00%	7	0.02%
54	eAssist - Coorparoo Pre-Poll	0	0.00%	0	0.00%	0	0.00%	0	0.00%	0	0.00%	0	0	0.00%	0	0.00%
55	Returning Officer Toowoomba North Pre-Poll	248	5.13%	682	14.12%	172	3.56%	2,214	45.83%	1,515	31.36%	4,831	101	2.05%	4,932	15.28%
56	Returning Officer Algester Pre-Poll	0	0.00%	0	0.00%	0	0.00%	0	0.00%	0	0.00%	0	0	0.00%	0	0.00%
57	Returning Officer Aspley Pre-Poll	0	0.00%	0	0.00%	0	0.00%	3	75.00%	1	25.00%	4	0	0.00%	4	0.01%
58	Returning Officer Bancroft Pre-Poll	0	0.00%	0	0.00%	0	0.00%	0	0.00%	0	0.00%	0	0	0.00%	0	0.00%
59	Returning Officer Barron River Pre-Poll	0	0.00%	0	0.00%	0	0.00%	0	0.00%	0	0.00%	0	0	0.00%	0	0.00%
60	Returning Officer Bonney Pre-Poll	0	0.00%	0	0.00%	0	0.00%	0	0.00%	0	0.00%	0	0	0.00%	0	0.00%
61	Returning Officer Broadwater Pre-Poll	0	0.00%	0	0.00%	0	0.00%	0	0.00%	0	0.00%	0	0	0.00%	0	0.00%
62	Returning Officer Buderim Pre-Poll	0	0.00%	0	0.00%	0	0.00%	3	75.00%	1	25.00%	4	0	0.00%	4	0.01%
63	Returning Officer Bulimba Pre-Poll	0	0.00%	0	0.00%	0	0.00%	0	0.00%	0	0.00%	0	0	0.00%	0	0.00%
64	Returning Officer Bundaberg Pre-Poll	0	0.00%	0	0.00%	0	0.00%	0	0.00%	0	0.00%	0	0	0.00%	0	0.00%
65	Returning Officer Bundamba Pre-Poll	0	0.00%	0	0.00%	0	0.00%	0	0.00%	0	0.00%	0	0	0.00%	0	0.00%
66	Returning Officer Burdekin Pre-Poll	0	0.00%	1	100.00%	0	0.00%	0	0.00%	0	0.00%	1	0	0.00%	1	0.00%
67	Returning Officer Burleigh Pre-Poll	0	0.00%	0	0.00%	0	0.00%	0	0.00%	0	0.00%	0	0	0.00%	0	0.00%
68	Returning Officer Burnett Pre-Poll	0	0.00%	0	0.00%	0	0.00%	0	0.00%	0	0.00%	0	0	0.00%	0	0.00%
69	Returning Officer Cairns Pre-Poll	0	0.00%	0	0.00%	0	0.00%	0	0.00%	0	0.00%	0	0	0.00%	0	0.00%
70	Returning Officer Callide Pre-Poll	0	0.00%	0	0.00%	0	0.00%	1	100.00%	0	0.00%	1	0	0.00%	1	0.00%

71	Returning Officer Caloundra Pre-Poll	0	0.00%	2	16.67%	0	0.00%	5	41.67%	5	41.67%	12	2	14.29%	14	0.04%
72	Returning Officer Capalaba Pre-Poll	0	0.00%	0	0.00%	0	0.00%	0	0.00%	0	0.00%	0	0	0.00%	0	0.00%
73	Returning Officer Chatsworth Pre-Poll	0	0.00%	0	0.00%	0	0.00%	0	0.00%	0	0.00%	0	0	0.00%	0	0.00%
74	Returning Officer Clayfield Pre-Poll	0	0.00%	0	0.00%	1	25.00%	3	75.00%	0	0.00%	4	0	0.00%	4	0.01%
75	Returning Officer Condamine Pre-Poll	0	0.00%	6	37.50%	0	0.00%	6	37.50%	4	25.00%	16	0	0.00%	16	0.05%
76	Returning Officer Cook Pre-Poll	0	0.00%	0	0.00%	0	0.00%	0	0.00%	0	0.00%	0	0	0.00%	0	0.00%
77	Returning Officer Coomera Pre-Poll	0	0.00%	0	0.00%	0	0.00%	0	0.00%	0	0.00%	0	0	0.00%	0	0.00%
78	Returning Officer Cooper Pre-Poll	0	0.00%	0	0.00%	0	0.00%	0	0.00%	1	100.00%	1	0	0.00%	1	0.00%
79	Returning Officer Currumbin Pre-Poll	0	0.00%	0	0.00%	0	0.00%	2	66.67%	1	33.33%	3	0	0.00%	3	0.01%
80	Returning Officer Everton Pre-Poll	0	0.00%	0	0.00%	0	0.00%	1	100.00%	0	0.00%	1	0	0.00%	1	0.00%
81	Returning Officer Ferny Grove Pre-Poll	0	0.00%	1	33.33%	0	0.00%	0	0.00%	2	66.67%	3	0	0.00%	3	0.01%
82	Returning Officer Gaven Pre-Poll	0	0.00%	0	0.00%	0	0.00%	1	100.00%	0	0.00%	1	0	0.00%	1	0.00%
83	Returning Officer Gladstone Pre-Poll	0	0.00%	0	0.00%	0	0.00%	2	40.00%	3	60.00%	5	1	16.67%	6	0.02%
84	Returning Officer Glass House Pre-Poll	0	0.00%	0	0.00%	0	0.00%	2	66.67%	1	33.33%	3	0	0.00%	3	0.01%
85	Returning Officer Greenslopes Pre-Poll	0	0.00%	1	25.00%	0	0.00%	3	75.00%	0	0.00%	4	0	0.00%	4	0.01%
86	Returning Officer Gregory Pre-Poll	0	0.00%	0	0.00%	0	0.00%	0	0.00%	0	0.00%	0	0	0.00%	0	0.00%
87	Returning Officer Gympie Pre-Poll	0	0.00%	0	0.00%	0	0.00%	0	0.00%	0	0.00%	0	0	0.00%	0	0.00%
88	Returning Officer Hervey Bay Pre-Poll	0	0.00%	0	0.00%	0	0.00%	0	0.00%	0	0.00%	0	0	0.00%	0	0.00%
89	Returning Officer Hill Pre-Poll	0	0.00%	0	0.00%	0	0.00%	0	0.00%	0	0.00%	0	0	0.00%	0	0.00%
90	Returning Officer Hinchinbrook Pre-Poll	0	0.00%	0	0.00%	0	0.00%	0	0.00%	0	0.00%	0	0	0.00%	0	0.00%
91	Returning Officer Inala Pre-Poll	0	0.00%	0	0.00%	0	0.00%	1	100.00%	0	0.00%	1	0	0.00%	1	0.00%
92	Returning Officer Ipswich Pre-Poll	3	33.33%	0	0.00%	1	11.11%	2	22.22%	3	33.33%	9	0	0.00%	9	0.03%
93	Returning Officer Ipswich West Pre-Poll	0	0.00%	0	0.00%	0	0.00%	0	0.00%	0	0.00%	0	0	0.00%	0	0.00%
94	Returning Officer Jordan Pre-Poll	0	0.00%	0	0.00%	0	0.00%	0	0.00%	1	100.00%	1	0	0.00%	1	0.00%
95	Returning Officer Kawana Pre-Poll	0	0.00%	0	0.00%	0	0.00%	0	0.00%	3	100.00%	3	0	0.00%	3	0.01%
96	Returning Officer Keppel Pre-Poll	1	33.33%	2	66.67%	0	0.00%	0	0.00%	0	0.00%	3	1	25.00%	4	0.01%
97	Returning Officer Kurwongbah Pre-Poll	0	0.00%	1	100.00%	0	0.00%	0	0.00%	0	0.00%	1	0	0.00%	1	0.00%
98	Returning Officer Lockyer Pre-Poll	0	0.00%	4	30.77%	0	0.00%	5	38.46%	4	30.77%	13	1	7.14%	14	0.04%
99	Returning Officer Logan Pre-Poll	0	0.00%	0	0.00%	0	0.00%	0	0.00%	0	0.00%	0	0	0.00%	0	0.00%
100	Returning Officer Lytton Pre-Poll	1	50.00%	0	0.00%	0	0.00%	0	0.00%	1	50.00%	2	0	0.00%	2	0.01%
101	Returning Officer Macalister Pre-Poll	0	0.00%	0	0.00%	0	0.00%	0	0.00%	0	0.00%	0	0	0.00%	0	0.00%
102	Returning Officer Mackay Pre-Poll	0	0.00%	0	0.00%	0	0.00%	0	0.00%	0	0.00%	0	0	0.00%	0	0.00%
103	Returning Officer Maiwar Pre-Poll	1	50.00%	0	0.00%	0	0.00%	1	50.00%	0	0.00%	2	0	0.00%	2	0.01%
104	Returning Officer Mansfield Pre-Poll	0	0.00%	0	0.00%	0	0.00%	0	0.00%	0	0.00%	0	0	0.00%	0	0.00%
105	Returning Officer Maroochydore Pre-Poll	0	0.00%	0	0.00%	0	0.00%	0	0.00%	0	0.00%	0	0	0.00%	0	0.00%
106	Returning Officer Maryborough Pre-Poll	0	0.00%	1	50.00%	0	0.00%	1	50.00%	0	0.00%	2	0	0.00%	2	0.01%
107	Returning Officer Mcconnel Pre-Poll	0	0.00%	0	0.00%	0	0.00%	0	0.00%	1	100.00%	1	0	0.00%	1	0.00%
108	Returning Officer Mermaid Beach Pre-Poll	0	0.00%	0	0.00%	0	0.00%	3	75.00%	1	25.00%	4	0	0.00%	4	0.01%
109	Returning Officer Miller Pre-Poll	0	0.00%	0	0.00%	0	0.00%	1	100.00%	0	0.00%	1	0	0.00%	1	0.00%
110	Returning Officer Mirani Pre-Poll	0	0.00%	1	100.00%	0	0.00%	0	0.00%	0	0.00%	1	0	0.00%	1	0.00%
111	Returning Officer Moggill Pre-Poll	0	0.00%	0	0.00%	0	0.00%	0	0.00%	0	0.00%	0	0	0.00%	0	0.00%
112	Returning Officer Morayfield Pre-Poll	0	0.00%	0	0.00%	0	0.00%	0	0.00%	0	0.00%	0	0	0.00%	0	0.00%
113	Returning Officer Mount Ommaney Pre-Poll	0	0.00%	1	50.00%	0	0.00%	0	0.00%	1	50.00%	2	0	0.00%	2	0.01%
114	Returning Officer Mudgeeraba Pre-Poll	0	0.00%	0	0.00%	0	0.00%	0	0.00%	0	0.00%	0	0	0.00%	0	0.00%
115	Returning Officer Mulgrave Pre-Poll	0	0.00%	0	0.00%	0	0.00%	0	0.00%	0	0.00%	0	0	0.00%	0	0.00%
116	Returning Officer Mundingburra Pre-Poll	0	0.00%	0	0.00%	0	0.00%	0	0.00%	0	0.00%	0	0	0.00%	0	0.00%
117	Returning Officer Murrumba Pre-Poll	0	0.00%	1	50.00%	0	0.00%	1	50.00%	0	0.00%	2	0	0.00%	2	0.01%
118	Returning Officer Nanango Pre-Poll	0	0.00%	0	0.00%	0	0.00%	0	0.00%	1	100.00%	1	0	0.00%	1	0.00%
119	Returning Officer Nicklin Pre-Poll	0	0.00%	0	0.00%	1	25.00%	0	0.00%	3	75.00%	4	0	0.00%	4	0.01%
120	Returning Officer Ninderry Pre-Poll	0	0.00%	0	0.00%	0	0.00%	1	100.00%	0	0.00%	1	0	0.00%	1	0.00%
121	Returning Officer Noosa Pre-Poll	0	0.00%	0	0.00%	0	0.00%	0	0.00%	0	0.00%	0	0	0.00%	0	0.00%
122	Returning Officer Nudgee Pre-Poll	0	0.00%	0	0.00%	0	0.00%	0	0.00%	1	100.00%	1	1	50.00%	2	0.01%
123	Returning Officer Oodgeroo Pre-Poll	0	0.00%	0	0.00%	0	0.00%	0	0.00%	0	0.00%	0	0	0.00%	0	0.00%
124	Returning Officer Pine Rivers Pre-Poll	0	0.00%	0	0.00%	0	0.00%	0	0.00%	0	0.00%	0	0	0.00%	0	0.00%
125	Returning Officer Pumicestone Pre-Poll	0	0.00%	1	100.00%	0	0.00%	0	0.00%	0	0.00%	1	0	0.00%	1	0.00%
126	Returning Officer Redcliffe Pre-Poll	0	0.00%	0	0.00%	0	0.00%	0	0.00%	0	0.00%	0	0	0.00%	0	0.00%
127	Returning Officer Redlands Pre-Poll	0	0.00%	0	0.00%	0	0.00%	0	0.00%	0	0.00%	0	0	0.00%	0	0.00%
128	Returning Officer Rockhampton Pre-Poll	0	0.00%	0	0.00%	0	0.00%	5	100.00%	0	0.00%	5	0	0.00%	5	0.02%
129	Returning Officer Sandgate Pre-Poll	0	0.00%	0	0.00%	0	0.00%	0	0.00%	0	0.00%	0	0	0.00%	0	0.00%
130	Returning Officer Scenic Rim Pre-Poll	0	0.00%	2	66.67%	0	0.00%	1	33.33%	0	0.00%	3	0	0.00%	3	0.01%
131	Returning Officer South Brisbane Pre-Poll	0	0.00%	0	0.00%	0	0.00%	0	0.00%	0	0.00%	0	0	0.00%	0	0.00%
132	Returning Officer Southern Downs Pre-Poll	0	0.00%	2	33.33%	0	0.00%	3	50.00%	1	16.67%	6	1	14.29%	7	0.02%
133	Returning Officer Southport Pre-Poll	0	0.00%	0	0.00%	0	0.00%	0	0.00%	0	0.00%	0	0	0.00%	0	0.00%
134	Returning Officer Springwood Pre-Poll	1	100.00%	0	0.00%	0	0.00%	0	0.00%	0	0.00%	1	0	0.00%	1	0.00%
135	Returning Officer Stafford Pre-Poll	0	0.00%	0	0.00%	0	0.00%	1	100.00%	0	0.00%	1	0	0.00%	1	0.00%
136	Returning Officer Stretton Pre-Poll	0	0.00%	0	0.00%	0	0.00%	0	0.00%	0	0.00%	0	0	0.00%	0	0.00%
137	Returning Officer Surfers Paradise Pre-Poll	0	0.00%	0	0.00%	0	0.00%	1	100.00%	0	0.00%	1	0	0.00%	1	0.00%
138	Returning Officer Theodore Pre-Poll	0	0.00%	0	0.00%	0	0.00%	0	0.00%	0	0.00%	0	0	0.00%	0	0.00%
139	Returning Officer Thuringowa Pre-Poll	0	0.00%	0	0.00%	0	0.00%	0	0.00%	0	0.00%	0	0	0.00%	0	0.00%
140	Returning Officer Toohey Pre-Poll	0	0.00%	0	0.00%	0	0.00%	0	0.00%	0	0.00%	0	0	0.00%	0	0.00%
141	Returning Officer Toowoomba South Pre-Poll	32	4.54%	151	21.42%	24	3.40%	266	37.73%	232	32.91%	705	27	3.69%	732	2.27%
142	Returning Officer Townsville Pre-Poll	0	0.00%	0	0.00%	0	0.00%	0	0.00%	0	0.00%	0	0	0.00%	0	0.00%
143	Returning Officer Traeger Pre-Poll	0	0.00%	0	0.00%	0	0.00%	1	100.00%	0	0.00%	1	0	0.00%	1	0.00%
144	Returning Officer Warrego Pre-Poll	1	11.11%	4	44.44%	0	0.00%	3	33.33%	1	11.11%	9	0	0.00%	9	0.03%
145	Returning Officer Waterford Pre-Poll	0	0.00%	0	0.00%	0	0.00%	0	0.00%	0	0.00%	0	0	0.00%	0	0.00%
146	Returning Officer Whitsunday Pre-Poll	0	0.00%	0	0.00%	0	0.00%	1	100.00%	0	0.00%	1	0	0.00%	1	0.00%
147	Returning Officer Woodridge Pre-Poll	0	0.00%	0	0.00%	0	0.00%	0	0.00%	0	0.00%	0	0	0.00%	0	0.00%
	Polling Booth Totals	**1,674**	**6.64%**	**3,675**	**14.57%**	**925**	**3.67%**	**10,393**	**41.20%**	**8,556**	**33.92%**	**25,223**	**846**	**3.25%**	**26,069**	**80.76%**

Postal, Special Postal, Unenrolled Votes	169	4.08%	535	12.91%	121	2.92%	2,091	50.47%	1,227	29.62%	4,143	237	5.41%	4,380	13.57%
Pre-Poll (In Person) Absent Votes	19	16.38%	12	10.34%	4	3.45%	58	50.00%	23	19.83%	116	2	1.69%	118	0.37%
Polling Day Absent Votes	154	10.60%	315	21.68%	61	4.20%	527	36.27%	396	27.25%	1,453	73	4.78%	1,526	4.73%
Declared Institution Votes	7	8.54%	8	9.76%	4	4.88%	27	32.93%	36	43.90%	82	3	3.53%	85	0.26%
Polling Day Declaration Votes	10	10.31%	16	16.49%	3	3.09%	32	32.99%	36	37.11%	97	5	4.90%	102	0.32%
Uncertain Identity	0	0.00%	0	0.00%	0	0.00%	0	0.00%	0	0.00%	0	0	0.00%	0	0.00%
Declaration and Pre-Poll Votes Totals	**359**	**6.09%**	**886**	**15.04%**	**193**	**3.28%**	**2,735**	**46.43%**	**1,718**	**29.16%**	**5,891**	**320**	**5.15%**	**6,211**	**19.24%**
Total First Preference Votes	**2,033**	**6.53%**	**4,561**	**14.66%**	**1,118**	**3.59%**	**13,128**	**42.19%**	**10,274**	**33.02%**	**31,114**	**1,166**	**3.61%**	**32,280**	**100.00%**

Distribution of Preferences

	CHIDLEY Emmeline		WILSON Paul		TOWNSEND Josie		* WATTS Trevor		SHINE Kerry		Votes remaining	Exhausted		Total Formal
Preference Distribution	**Votes**	**%**	**Votes**	**%**	**Votes**	**%**	**Votes**	**%**	**Votes**	**%**	**in count**	**Votes**	**%**	**Votes**
First Preference Votes	2,033	6.53%	4,561	14.66%	1,118	3.59%	13,128	42.19%	10,274	33.02%	31,114			31,114
TOWNSEND Excluded (1st)	**343**	**30.68%**	**258**	**23.08%**			**290**	**25.94%**	**227**	**20.30%**	**1,118**	**0**	**0.00%**	**1,118**
Total	2,376	7.64%	4,819	15.49%			13,418	43.13%	10,501	33.75%	31,114	0	0.00%	31,114
CHIDLEY Excluded (2nd)			**492**	**20.71%**			**458**	**19.28%**	**1,426**	**60.02%**	**2,376**	**0**	**0.00%**	**2,376**
Total			5,311	17.07%			13,876	44.60%	11,927	38.33%	31,114	0	0.00%	31,114
WILSON Excluded (3rd)							**3,461**	**65.17%**	**1,850**	**34.83%**	**5,311**	**0**	**0.00%**	**5,311**
District Total							**17,337**	**55.72%**	**13,777**	**44.28%**	**31,114**	**0**	**0.00%**	**31,114**

*** Indicates the winner**

87 - Electoral District of Toowoomba South

First Preference Votes Polled for each Candidate at each Polling Booth

Booth No.	Polling Booth	SCAMP Jeremy ONP Votes	%	KRAUSE Susan ALP Votes	%	* JANETZKI David LNP Votes	%	BERRY Rob Votes	%	NELLIGAN Alyce GRN Votes	%	Total Formal Votes	Informal Votes	%	Total Votes	% of Total Votes
1	Centenary Heights	457	17.40%	803	30.57%	1,043	39.70%	93	3.54%	231	8.79%	2,627	90	3.31%	2,717	8.17%
2	Darling Heights	329	16.31%	670	33.22%	780	38.67%	59	2.93%	179	8.87%	2,017	101	4.77%	2,118	6.37%
3	Drayton	75	22.59%	94	28.31%	121	36.45%	13	3.92%	29	8.73%	332	16	4.60%	348	1.05%
4	Gabbinbar	220	13.63%	369	22.86%	881	54.58%	34	2.11%	110	6.82%	1,614	36	2.18%	1,650	4.96%
5	Glenvale	273	20.04%	431	31.64%	510	37.44%	47	3.45%	101	7.42%	1,362	104	7.09%	1,466	4.41%
6	Harristown	452	21.69%	631	30.28%	730	35.03%	89	4.27%	182	8.73%	2,084	106	4.84%	2,190	6.58%
7	Hume Street South	152	16.38%	273	29.42%	409	44.07%	22	2.37%	72	7.76%	928	34	3.53%	962	2.89%
8	Middle Ridge	372	14.68%	640	25.26%	1,304	51.46%	55	2.17%	163	6.43%	2,534	98	3.72%	2,632	7.91%
9	Newtown	53	24.31%	65	29.82%	74	33.94%	13	5.96%	13	5.96%	218	20	8.40%	238	0.72%
10	Rangeville	323	12.95%	663	26.58%	1,225	49.12%	51	2.04%	232	9.30%	2,494	63	2.46%	2,557	7.69%
11	St Josephs	53	10.23%	147	28.38%	241	46.53%	10	1.93%	67	12.93%	518	27	4.95%	545	1.64%
12	Toowoomba	24	10.62%	77	34.07%	89	39.38%	8	3.54%	28	12.39%	226	12	5.04%	238	0.72%
13	Toowoomba East	19	13.77%	39	28.26%	51	36.96%	9	6.52%	20	14.49%	138	5	3.50%	143	0.43%
14	Tor Street	138	17.08%	252	31.19%	338	41.83%	27	3.34%	53	6.56%	808	50	5.83%	858	2.58%
15	West Street	139	17.10%	220	27.06%	340	41.82%	31	3.81%	83	10.21%	813	33	3.90%	846	2.54%
16	Wilsonton	39	22.67%	55	31.98%	55	31.98%	7	4.07%	16	9.30%	172	9	4.97%	181	0.54%
17	Brisbane CBD All-Districts Centre	2	15.38%	3	23.08%	6	46.15%	1	7.69%	1	7.69%	13	0	0.00%	13	0.04%
18	Bundaberg All-Districts Centre	0	0.00%	0	0.00%	0	0.00%	0	0.00%	0	0.00%	0	0	0.00%	0	0.00%
19	Burleigh All-Districts Centre	0	0.00%	1	33.33%	1	33.33%	0	0.00%	1	33.33%	3	0	0.00%	3	0.01%
20	Cairns All-Districts Centre	1	16.67%	3	50.00%	2	33.33%	0	0.00%	0	0.00%	6	0	0.00%	6	0.02%
21	East Brisbane All-Districts Centre	1	25.00%	0	0.00%	1	25.00%	0	0.00%	2	50.00%	4	0	0.00%	4	0.01%
22	Hervey Bay All-Districts Centre	0	0.00%	0	0.00%	0	0.00%	0	0.00%	0	0.00%	0	0	0.00%	0	0.00%
23	Mackay All-Districts Centre	0	0.00%	0	0.00%	0	0.00%	0	0.00%	0	0.00%	0	0	0.00%	0	0.00%
24	Maroochydore All-Districts Centre	0	0.00%	0	0.00%	2	100.00%	0	0.00%	0	0.00%	2	0	0.00%	2	0.01%
25	Morayfield All-Districts Centre	0	0.00%	1	100.00%	0	0.00%	0	0.00%	0	0.00%	1	0	0.00%	1	0.00%
26	Noosa All-Districts Centre	1	25.00%	0	0.00%	3	75.00%	0	0.00%	0	0.00%	4	0	0.00%	4	0.01%
27	Oodgeroo All-Districts Centre	0	0.00%	0	0.00%	0	0.00%	0	0.00%	0	0.00%	0	0	0.00%	0	0.00%
28	Redcliffe All-Districts Centre	0	0.00%	1	100.00%	0	0.00%	0	0.00%	0	0.00%	1	0	0.00%	1	0.00%
29	Southport All-Districts Centre	0	0.00%	0	0.00%	1	100.00%	0	0.00%	0	0.00%	1	0	0.00%	1	0.00%
30	Telephone Voting	2	28.57%	1	14.29%	4	57.14%	0	0.00%	0	0.00%	7	0	0.00%	7	0.02%
31	Townsville All-Districts Centre	0	0.00%	1	33.33%	2	66.67%	0	0.00%	0	0.00%	3	0	0.00%	3	0.01%
32	Vulture Street All-Districts Centre	1	50.00%	0	0.00%	1	50.00%	0	0.00%	0	0.00%	2	0	0.00%	2	0.01%
33	Woolloongabba All-Districts Centre	0	0.00%	1	20.00%	2	40.00%	0	0.00%	2	40.00%	5	0	0.00%	5	0.02%
34	Brisbane CBD All-Districts Centre Pre-Poll	4	11.43%	10	28.57%	12	34.29%	0	0.00%	9	25.71%	35	0	0.00%	35	0.11%
35	Bundaberg All-Districts Centre Pre-Poll	1	16.67%	2	33.33%	3	50.00%	0	0.00%	0	0.00%	6	1	14.29%	7	0.02%
36	Burleigh All-Districts Centre Pre-Poll	0	0.00%	3	50.00%	3	50.00%	0	0.00%	0	0.00%	6	0	0.00%	6	0.02%
37	Cairns All-Districts Centre Pre-Poll	0	0.00%	0	0.00%	0	0.00%	0	0.00%	0	0.00%	0	0	0.00%	0	0.00%
38	Electoral Visit	66	13.81%	103	21.55%	284	59.41%	15	3.14%	10	2.09%	478	15	3.04%	493	1.48%
39	Hervey Bay All-Districts Centre Pre-poll	1	12.50%	3	37.50%	4	50.00%	0	0.00%	0	0.00%	8	0	0.00%	8	0.02%
40	Mackay All-Districts Centre Pre-Poll	0	0.00%	2	100.00%	0	0.00%	0	0.00%	0	0.00%	2	0	0.00%	2	0.01%
41	Maroochydore All-Districts Centre Pre-Poll	4	57.14%	0	0.00%	2	28.57%	0	0.00%	1	14.29%	7	0	0.00%	7	0.02%
42	Morayfield All-Districts Centre Pre-poll	2	50.00%	0	0.00%	2	50.00%	0	0.00%	0	0.00%	4	0	0.00%	4	0.01%
43	Noosa All-Districts Centre Pre-Poll	1	100.00%	0	0.00%	0	0.00%	0	0.00%	0	0.00%	1	0	0.00%	1	0.00%
44	Oodgeroo All-Districts Centre Pre-Poll	0	0.00%	0	0.00%	1	100.00%	0	0.00%	0	0.00%	1	0	0.00%	1	0.00%
45	Redcliffe All-Districts Centre Pre-Poll	1	100.00%	0	0.00%	0	0.00%	0	0.00%	0	0.00%	1	0	0.00%	1	0.00%
46	Southport All-Districts Centre Pre-Poll	0	0.00%	4	66.67%	1	16.67%	0	0.00%	1	16.67%	6	0	0.00%	6	0.02%
47	Telephone Voting - Pre-poll	1	20.00%	3	60.00%	0	0.00%	1	20.00%	0	0.00%	5	0	0.00%	5	0.02%
48	Townsville All-Districts Centre Pre-Poll	1	12.50%	3	37.50%	3	37.50%	0	0.00%	1	12.50%	8	0	0.00%	8	0.02%
49	eAssist - Coorparoo Pre-Poll	0	0.00%	0	0.00%	0	0.00%	0	0.00%	0	0.00%	0	0	0.00%	0	0.00%
50	Returning Officer Toowoomba South Pre-Poll	795	16.85%	1,191	25.25%	2,401	50.90%	111	2.35%	219	4.64%	4,717	104	2.16%	4,821	14.49%
51	Returning Officer Algester Pre-Poll	0	0.00%	0	0.00%	0	0.00%	0	0.00%	0	0.00%	0	0	0.00%	0	0.00%
52	Returning Officer Aspley Pre-Poll	0	0.00%	0	0.00%	0	0.00%	0	0.00%	0	0.00%	0	1	0.00%	1	0.00%
53	Returning Officer Bancroft Pre-Poll	0	0.00%	0	0.00%	0	0.00%	0	0.00%	0	0.00%	0	0	0.00%	0	0.00%
54	Returning Officer Barron River Pre-Poll	0	0.00%	1	50.00%	0	0.00%	1	50.00%	0	0.00%	2	0	0.00%	2	0.01%
55	Returning Officer Bonney Pre-Poll	0	0.00%	1	100.00%	0	0.00%	0	0.00%	0	0.00%	1	0	0.00%	1	0.00%
56	Returning Officer Broadwater Pre-Poll	0	0.00%	0	0.00%	0	0.00%	0	0.00%	0	0.00%	0	0	0.00%	0	0.00%
57	Returning Officer Buderim Pre-Poll	1	25.00%	3	75.00%	0	0.00%	0	0.00%	0	0.00%	4	0	0.00%	4	0.01%
58	Returning Officer Bulimba Pre-Poll	0	0.00%	0	0.00%	2	100.00%	0	0.00%	0	0.00%	2	0	0.00%	2	0.01%
59	Returning Officer Bundaberg Pre-Poll	1	16.67%	2	33.33%	3	50.00%	0	0.00%	0	0.00%	6	1	14.29%	7	0.02%
60	Returning Officer Bundamba Pre-Poll	0	0.00%	0	0.00%	0	0.00%	0	0.00%	0	0.00%	0	0	0.00%	0	0.00%
61	Returning Officer Burdekin Pre-Poll	0	0.00%	0	0.00%	0	0.00%	0	0.00%	0	0.00%	0	0	0.00%	0	0.00%
62	Returning Officer Burleigh Pre-Poll	0	0.00%	0	0.00%	0	0.00%	0	0.00%	0	0.00%	0	0	0.00%	0	0.00%
63	Returning Officer Burnett Pre-Poll	0	0.00%	0	0.00%	0	0.00%	0	0.00%	0	0.00%	0	0	0.00%	0	0.00%
64	Returning Officer Cairns Pre-Poll	0	0.00%	0	0.00%	0	0.00%	0	0.00%	0	0.00%	0	0	0.00%	0	0.00%
65	Returning Officer Callide Pre-Poll	0	0.00%	0	0.00%	0	0.00%	0	0.00%	0	0.00%	0	0	0.00%	0	0.00%
66	Returning Officer Caloundra Pre-Poll	1	14.29%	4	57.14%	2	28.57%	0	0.00%	0	0.00%	7	0	0.00%	7	0.02%
67	Returning Officer Capalaba Pre-Poll	0	0.00%	0	0.00%	1	100.00%	0	0.00%	0	0.00%	1	0	0.00%	1	0.00%
68	Returning Officer Chatsworth Pre-Poll	0	0.00%	0	0.00%	0	0.00%	0	0.00%	0	0.00%	0	0	0.00%	0	0.00%

69	Returning Officer Clayfield Pre-Poll	0	0.00%	0	0.00%	0	0.00%	0	0.00%	0	0.00%	0	0	0.00%	0	0.00%
70	Returning Officer Condamine Pre-Poll	2	15.38%	3	23.08%	7	53.85%	0	0.00%	1	7.69%	13	0	0.00%	13	0.04%
71	Returning Officer Cook Pre-Poll	0	0.00%	0	0.00%	0	0.00%	0	0.00%	0	0.00%	0	0	0.00%	0	0.00%
72	Returning Officer Coomera Pre-Poll	1	100.00%	0	0.00%	0	0.00%	0	0.00%	0	0.00%	1	0	0.00%	1	0.00%
73	Returning Officer Cooper Pre-Poll	1	50.00%	0	0.00%	0	0.00%	0	0.00%	1	50.00%	2	0	0.00%	2	0.01%
74	Returning Officer Currumbin Pre-Poll	1	100.00%	0	0.00%	0	0.00%	0	0.00%	0	0.00%	1	0	0.00%	1	0.00%
75	Returning Officer Everton Pre-Poll	0	0.00%	0	0.00%	0	0.00%	0	0.00%	1	100.00%	1	0	0.00%	1	0.00%
76	Returning Officer Ferny Grove Pre-Poll	0	0.00%	0	0.00%	1	100.00%	0	0.00%	0	0.00%	1	0	0.00%	1	0.00%
77	Returning Officer Gaven Pre-Poll	0	0.00%	0	0.00%	0	0.00%	0	0.00%	0	0.00%	0	0	0.00%	0	0.00%
78	Returning Officer Gladstone Pre-Poll	0	0.00%	1	100.00%	0	0.00%	0	0.00%	0	0.00%	1	0	0.00%	1	0.00%
79	Returning Officer Glass House Pre-Poll	0	0.00%	0	0.00%	1	100.00%	0	0.00%	0	0.00%	1	0	0.00%	1	0.00%
80	Returning Officer Greenslopes Pre-Poll	0	0.00%	0	0.00%	1	50.00%	0	0.00%	1	50.00%	2	0	0.00%	2	0.01%
81	Returning Officer Gregory Pre-Poll	1	100.00%	0	0.00%	0	0.00%	0	0.00%	0	0.00%	1	1	50.00%	2	0.01%
82	Returning Officer Gympie Pre-Poll	0	0.00%	0	0.00%	1	100.00%	0	0.00%	0	0.00%	1	0	0.00%	1	0.00%
83	Returning Officer Hervey Bay Pre-Poll	0	0.00%	0	0.00%	0	0.00%	0	0.00%	0	0.00%	0	0	0.00%	0	0.00%
84	Returning Officer Hill Pre-Poll	0	0.00%	0	0.00%	0	0.00%	0	0.00%	0	0.00%	0	0	0.00%	0	0.00%
85	Returning Officer Hinchinbrook Pre-Poll	0	0.00%	0	0.00%	0	0.00%	0	0.00%	0	0.00%	0	0	0.00%	0	0.00%
86	Returning Officer Inala Pre-Poll	2	100.00%	0	0.00%	0	0.00%	0	0.00%	0	0.00%	2	0	0.00%	2	0.01%
87	Returning Officer Ipswich Pre-Poll	1	16.67%	4	66.67%	1	16.67%	0	0.00%	0	0.00%	6	0	0.00%	6	0.02%
88	Returning Officer Ipswich West Pre-Poll	0	0.00%	0	0.00%	0	0.00%	0	0.00%	0	0.00%	0	0	0.00%	0	0.00%
89	Returning Officer Jordan Pre-Poll	0	0.00%	0	0.00%	0	0.00%	0	0.00%	0	0.00%	0	0	0.00%	0	0.00%
90	Returning Officer Kawana Pre-Poll	0	0.00%	1	16.67%	5	83.33%	0	0.00%	0	0.00%	6	0	0.00%	6	0.02%
91	Returning Officer Keppel Pre-Poll	0	0.00%	0	0.00%	0	0.00%	0	0.00%	0	0.00%	0	0	0.00%	0	0.00%
92	Returning Officer Kurwongbah Pre-Poll	0	0.00%	0	0.00%	0	0.00%	0	0.00%	0	0.00%	0	0	0.00%	0	0.00%
93	Returning Officer Lockyer Pre-Poll	6	33.33%	2	11.11%	8	44.44%	1	5.56%	1	5.56%	18	1	5.26%	19	0.06%
94	Returning Officer Logan Pre-Poll	1	100.00%	0	0.00%	0	0.00%	0	0.00%	0	0.00%	1	0	0.00%	1	0.00%
95	Returning Officer Lytton Pre-Poll	1	33.33%	0	0.00%	2	66.67%	0	0.00%	0	0.00%	3	1	25.00%	4	0.01%
96	Returning Officer Macalister Pre-Poll	0	0.00%	0	0.00%	0	0.00%	0	0.00%	0	0.00%	0	0	0.00%	0	0.00%
97	Returning Officer Mackay Pre-Poll	0	0.00%	0	0.00%	0	0.00%	0	0.00%	0	0.00%	0	0	0.00%	0	0.00%
98	Returning Officer Maiwar Pre-Poll	1	20.00%	1	20.00%	2	40.00%	0	0.00%	1	20.00%	5	1	16.67%	6	0.02%
99	Returning Officer Mansfield Pre-Poll	0	0.00%	0	0.00%	1	100.00%	0	0.00%	0	0.00%	1	0	0.00%	1	0.00%
100	Returning Officer Maroochydore Pre-Poll	0	0.00%	0	0.00%	0	0.00%	0	0.00%	0	0.00%	0	0	0.00%	0	0.00%
101	Returning Officer Maryborough Pre-Poll	0	0.00%	0	0.00%	0	0.00%	1	100.00%	0	0.00%	1	0	0.00%	1	0.00%
102	Returning Officer Mcconnel Pre-Poll	0	0.00%	0	0.00%	0	0.00%	0	0.00%	0	0.00%	0	0	0.00%	0	0.00%
103	Returning Officer Mermaid Beach Pre-Poll	1	25.00%	1	25.00%	2	50.00%	0	0.00%	0	0.00%	4	0	0.00%	4	0.01%
104	Returning Officer Miller Pre-Poll	0	0.00%	0	0.00%	0	0.00%	0	0.00%	0	0.00%	0	1	0.00%	1	0.00%
105	Returning Officer Mirani Pre-Poll	0	0.00%	0	0.00%	0	0.00%	0	0.00%	0	0.00%	0	0	0.00%	0	0.00%
106	Returning Officer Moggill Pre-Poll	0	0.00%	0	0.00%	0	0.00%	0	0.00%	0	0.00%	0	0	0.00%	0	0.00%
107	Returning Officer Morayfield Pre-Poll	0	0.00%	0	0.00%	0	0.00%	0	0.00%	0	0.00%	0	0	0.00%	0	0.00%
108	Returning Officer Mount Ommaney Pre-Poll	0	0.00%	1	100.00%	0	0.00%	0	0.00%	0	0.00%	1	0	0.00%	1	0.00%
109	Returning Officer Mudgeeraba Pre-Poll	0	0.00%	0	0.00%	0	0.00%	0	0.00%	0	0.00%	0	0	0.00%	0	0.00%
110	Returning Officer Mulgrave Pre-Poll	0	0.00%	0	0.00%	0	0.00%	0	0.00%	0	0.00%	0	0	0.00%	0	0.00%
111	Returning Officer Mundingburra Pre-Poll	0	0.00%	0	0.00%	0	0.00%	0	0.00%	0	0.00%	0	0	0.00%	0	0.00%
112	Returning Officer Murrumba Pre-Poll	0	0.00%	1	33.33%	2	66.67%	0	0.00%	0	0.00%	3	0	0.00%	3	0.01%
113	Returning Officer Nanango Pre-Poll	0	0.00%	2	66.67%	0	0.00%	0	0.00%	1	33.33%	3	0	0.00%	3	0.01%
114	Returning Officer Nicklin Pre-Poll	0	0.00%	0	0.00%	0	0.00%	0	0.00%	0	0.00%	0	0	0.00%	0	0.00%
115	Returning Officer Ninderry Pre-Poll	0	0.00%	0	0.00%	0	0.00%	0	0.00%	0	0.00%	0	0	0.00%	0	0.00%
116	Returning Officer Noosa Pre-Poll	0	0.00%	0	0.00%	0	0.00%	0	0.00%	0	0.00%	0	0	0.00%	0	0.00%
117	Returning Officer Nudgee Pre-Poll	0	0.00%	0	0.00%	0	0.00%	0	0.00%	0	0.00%	0	0	0.00%	0	0.00%
118	Returning Officer Oodgeroo Pre-Poll	0	0.00%	0	0.00%	0	0.00%	0	0.00%	0	0.00%	0	0	0.00%	0	0.00%
119	Returning Officer Pine Rivers Pre-Poll	0	0.00%	0	0.00%	1	100.00%	0	0.00%	0	0.00%	1	0	0.00%	1	0.00%
120	Returning Officer Pumicestone Pre-Poll	2	66.67%	0	0.00%	1	33.33%	0	0.00%	0	0.00%	3	0	0.00%	3	0.01%
121	Returning Officer Redcliffe Pre-Poll	0	0.00%	0	0.00%	0	0.00%	0	0.00%	0	0.00%	0	0	0.00%	0	0.00%
122	Returning Officer Redlands Pre-Poll	0	0.00%	0	0.00%	0	0.00%	0	0.00%	0	0.00%	0	0	0.00%	0	0.00%
123	Returning Officer Rockhampton Pre-Poll	0	0.00%	0	0.00%	0	0.00%	0	0.00%	0	0.00%	0	0	0.00%	0	0.00%
124	Returning Officer Sandgate Pre-Poll	0	0.00%	0	0.00%	1	100.00%	0	0.00%	0	0.00%	1	0	0.00%	1	0.00%
125	Returning Officer Scenic Rim Pre-Poll	0	0.00%	0	0.00%	0	0.00%	0	0.00%	0	0.00%	0	0	0.00%	0	0.00%
126	Returning Officer South Brisbane Pre-Poll	0	0.00%	0	0.00%	1	100.00%	0	0.00%	0	0.00%	1	0	0.00%	1	0.00%
127	Returning Officer Southern Downs Pre-Poll	5	45.45%	1	9.09%	4	36.36%	0	0.00%	1	9.09%	11	0	0.00%	11	0.03%
128	Returning Officer Southport Pre-Poll	0	0.00%	0	0.00%	0	0.00%	0	0.00%	0	0.00%	0	0	0.00%	0	0.00%
129	Returning Officer Springwood Pre-Poll	0	0.00%	0	0.00%	0	0.00%	0	0.00%	0	0.00%	0	0	0.00%	0	0.00%
130	Returning Officer Stafford Pre-Poll	0	0.00%	0	0.00%	0	0.00%	0	0.00%	0	0.00%	0	0	0.00%	0	0.00%
131	Returning Officer Stretton Pre-Poll	0	0.00%	0	0.00%	0	0.00%	0	0.00%	0	0.00%	0	0	0.00%	0	0.00%
132	Returning Officer Surfers Paradise Pre-Poll	0	0.00%	2	66.67%	1	33.33%	0	0.00%	0	0.00%	3	0	0.00%	3	0.01%
133	Returning Officer Theodore Pre-Poll	0	0.00%	1	50.00%	1	50.00%	0	0.00%	0	0.00%	2	0	0.00%	2	0.01%
134	Returning Officer Thuringowa Pre-Poll	0	0.00%	0	0.00%	0	0.00%	0	0.00%	0	0.00%	0	0	0.00%	0	0.00%
135	Returning Officer Toohey Pre-Poll	0	0.00%	0	0.00%	0	0.00%	0	0.00%	0	0.00%	0	0	0.00%	0	0.00%
136	Returning Officer Toowoomba North Pre-Poll	309	16.68%	471	25.42%	942	50.84%	43	2.32%	88	4.75%	1,853	69	3.59%	1,922	5.78%
137	Returning Officer Townsville Pre-Poll	0	0.00%	0	0.00%	0	0.00%	0	0.00%	0	0.00%	0	0	0.00%	0	0.00%
138	Returning Officer Traeger Pre-Poll	0	0.00%	0	0.00%	0	0.00%	0	0.00%	0	0.00%	0	0	0.00%	0	0.00%
139	Returning Officer Warrego Pre-Poll	0	0.00%	4	44.44%	5	55.56%	0	0.00%	0	0.00%	9	0	0.00%	9	0.03%
140	Returning Officer Waterford Pre-Poll	0	0.00%	0	0.00%	0	0.00%	0	0.00%	0	0.00%	0	0	0.00%	0	0.00%
141	Returning Officer Whitsunday Pre-Poll	0	0.00%	0	0.00%	1	50.00%	0	0.00%	1	50.00%	2	0	0.00%	2	0.01%
142	Returning Officer Woodridge Pre-Poll	1	100.00%	0	0.00%	0	0.00%	0	0.00%	0	0.00%	1	0	0.00%	1	0.00%
	Polling Booth Totals	**4,342**	**16.57%**	**7,272**	**27.74%**	**11,932**	**45.52%**	**742**	**2.83%**	**1,923**	**7.34%**	**26,211**	**1,000**	**3.67%**	**27,211**	**81.80%**

Postal, Special Postal, Unenrolled Votes	614	14.07%	1,012	23.18%	2,404	55.07%	114	2.61%	221	5.06%	4,365	181	3.98%	4,546	13.67%
Pre-Poll (In Person) Absent Votes	0	0.00%	0	0.00%	0	0.00%	0	0.00%	0	0.00%	0	0	0.00%	0	0.00%
Polling Day Absent Votes	305	21.68%	333	23.67%	541	38.45%	65	4.62%	163	11.58%	1,407	61	4.16%	1,468	4.41%
Declared Institution Votes	12	30.00%	9	22.50%	16	40.00%	2	5.00%	1	2.50%	40	1	2.44%	41	0.12%
Polling Day Declaration Votes	0	0.00%	0	0.00%	0	0.00%	0	0.00%	0	0.00%	0	0	0.00%	0	0.00%
Uncertain Identity	0	0.00%	0	0.00%	0	0.00%	0	0.00%	0	0.00%	0	0	0.00%	0	0.00%
Declaration and Pre-Poll Votes Totals	**931**	**16.02%**	**1,354**	**23.30%**	**2,961**	**50.95%**	**181**	**3.11%**	**385**	**6.62%**	**5,812**	**243**	**4.01%**	**6,055**	**18.20%**
Total First Preference Votes	**5,273**	**16.47%**	**8,626**	**26.94%**	**14,893**	**46.51%**	**923**	**2.88%**	**2,308**	**7.21%**	**32,023**	**1,243**	**3.74%**	**33,266**	**100.00%**

Distribution of Preferences

	SCAMP Jeremy		KRAUSE Susan		* JANETZKI David		BERRY Rob		NELLIGAN Alyce		Votes remaining	Exhausted		Total Formal
Preference Distribution	**Votes**	**%**	**Votes**	**%**	**Votes**	**%**	**Votes**	**%**	**Votes**	**%**	**in count**	**Votes**	**%**	**Votes**
First Preference Votes	5,273	16.47%	8,626	26.94%	14,893	46.51%	923	2.88%	2,308	7.21%	32,023			32,023
BERRY Excluded (1st)	**208**	**22.54%**	**187**	**20.26%**	**216**	**23.40%**			**312**	**33.80%**	**923**	**0**	**0.00%**	**923**
Total	5,481	17.12%	8,813	27.52%	15,109	47.18%			2,620	8.18%	32,023	0	0.00%	32,023
NELLIGAN Excluded (2nd)	**340**	**12.98%**	**1,634**	**62.37%**	**646**	**24.66%**					**2,620**	**0**	**0.00%**	**2,620**
Total	5,821	18.18%	10,447	32.62%	15,755	49.20%					32,023	0	0.00%	32,023
SCAMP Excluded (3rd)			**2,368**	**40.68%**	**3,453**	**59.32%**					**5,821**	**0**	**0.00%**	**5,821**
District Total			**12,815**	**40.02%**	**19,208**	**59.98%**					**32,023**	**0**	**0.00%**	**32,023**

*** Indicates the winner**

88 - Electoral District of Townsville

First Preference Votes Polled for each Candidate at each Polling Booth

Booth No.	Polling Booth	COLLINS Lindy Votes	%	* STEWART Scott ALP Votes	%	RYAN Rebecca GRN Votes	%	SCOTT Casie LNP Votes	%	EVANS Allan ONP Votes	%	Total Formal Votes	Informal Votes	%	Total Votes	% of Total Votes
1	Arcadia	22	4.57%	170	35.34%	85	17.67%	110	22.87%	94	19.54%	481	16	3.22%	497	1.70%
2	Belgian Gardens	39	3.14%	405	32.56%	190	15.27%	457	36.74%	153	12.30%	1,244	44	3.42%	1,288	4.39%
3	Currajong	44	6.09%	264	36.51%	81	11.20%	184	25.45%	150	20.75%	723	37	4.87%	760	2.59%
4	Cutheringa	21	4.08%	212	41.17%	45	8.74%	164	31.84%	73	14.17%	515	18	3.38%	533	1.82%
5	Douglas	8	5.06%	65	41.14%	24	15.19%	45	28.48%	16	10.13%	158	6	3.66%	164	0.56%
6	Garbutt	63	6.15%	406	39.65%	100	9.77%	234	22.85%	221	21.58%	1,024	55	5.10%	1,079	3.68%
7	Heatley	13	7.65%	64	37.65%	18	10.59%	38	22.35%	37	21.76%	170	10	5.56%	180	0.61%
8	Hermit Park	69	5.39%	493	38.55%	163	12.74%	304	23.77%	250	19.55%	1,279	61	4.55%	1,340	4.57%
9	Kirwan	30	7.56%	131	33.00%	27	6.80%	121	30.48%	88	22.17%	397	19	4.57%	416	1.42%
10	Kirwan High	6	3.13%	73	38.02%	19	9.90%	53	27.60%	41	21.35%	192	14	6.80%	206	0.70%
11	Mount Louisa	96	4.21%	717	31.43%	127	5.57%	747	32.75%	594	26.04%	2,281	100	4.20%	2,381	8.12%
12	Mundingburra	27	8.52%	116	36.59%	44	13.88%	81	25.55%	49	15.46%	317	23	6.76%	340	1.16%
13	Nelly Bay	26	3.64%	251	35.10%	141	19.72%	163	22.80%	134	18.74%	715	35	4.67%	750	2.56%
14	North Ward	81	3.82%	643	30.36%	302	14.26%	828	39.09%	264	12.46%	2,118	66	3.02%	2,184	7.45%
15	Oonoonba	6	4.32%	45	32.37%	14	10.07%	44	31.65%	30	21.58%	139	8	5.44%	147	0.50%
16	Palm Island	27	6.21%	258	59.31%	59	13.56%	78	17.93%	13	2.99%	435	32	6.85%	467	1.59%
17	Pimlico	35	4.83%	275	37.98%	111	15.33%	174	24.03%	129	17.82%	724	35	4.61%	759	2.59%
18	Railway Estate	47	4.24%	390	35.20%	146	13.18%	289	26.08%	236	21.30%	1,108	50	4.32%	1,158	3.95%
19	Rosslea	33	4.11%	304	37.91%	94	11.72%	211	26.31%	160	19.95%	802	23	2.79%	825	2.81%
20	South Townsville	38	4.44%	293	34.23%	108	12.62%	238	27.80%	179	20.91%	856	39	4.36%	895	3.05%
21	Townsville West	29	4.86%	238	39.87%	82	13.74%	160	26.80%	88	14.74%	597	12	1.97%	609	2.08%
22	Brisbane CBD All-Districts Centre	2	8.33%	7	29.17%	3	12.50%	11	45.83%	1	4.17%	24	0	0.00%	24	0.08%
23	Bundaberg All-Districts Centre	0	0.00%	0	0.00%	0	0.00%	0	0.00%	0	0.00%	0	0	0.00%	0	0.00%
24	Burleigh All-Districts Centre	0	0.00%	0	0.00%	0	0.00%	0	0.00%	0	0.00%	0	0	0.00%	0	0.00%
25	Cairns All-Districts Centre	1	10.00%	5	50.00%	1	10.00%	1	10.00%	2	20.00%	10	0	0.00%	10	0.03%
26	East Brisbane All-Districts Centre	2	40.00%	1	20.00%	1	20.00%	0	0.00%	1	20.00%	5	1	16.67%	6	0.02%
27	Hervey Bay All-Districts Centre	0	0.00%	0	0.00%	0	0.00%	0	0.00%	0	0.00%	0	0	0.00%	0	0.00%
28	Mackay All-Districts Centre	0	0.00%	1	100.00%	0	0.00%	0	0.00%	0	0.00%	1	0	0.00%	1	0.00%
29	Maroochydore All-Districts Centre	0	0.00%	2	100.00%	0	0.00%	0	0.00%	0	0.00%	2	0	0.00%	2	0.01%
30	Morayfield All-Districts Centre	0	0.00%	0	0.00%	0	0.00%	0	0.00%	0	0.00%	0	0	0.00%	0	0.00%
31	Noosa All-Districts Centre	0	0.00%	0	0.00%	0	0.00%	0	0.00%	0	0.00%	0	0	0.00%	0	0.00%
32	Oodgeroo All-Districts Centre	0	0.00%	0	0.00%	0	0.00%	0	0.00%	0	0.00%	0	0	0.00%	0	0.00%
33	Redcliffe All-Districts Centre	2	100.00%	0	0.00%	0	0.00%	0	0.00%	0	0.00%	2	0	0.00%	2	0.01%
34	Southport All-Districts Centre	0	0.00%	0	0.00%	0	0.00%	0	0.00%	0	0.00%	0	1	0.00%	1	0.00%
35	Telephone Voting	0	0.00%	1	50.00%	1	50.00%	0	0.00%	0	0.00%	2	0	0.00%	2	0.01%
36	Townsville All-Districts Centre	8	3.00%	88	32.96%	24	8.99%	92	34.46%	55	20.60%	267	10	3.61%	277	0.94%
37	Vulture Street All-Districts Centre	1	33.33%	1	33.33%	0	0.00%	1	33.33%	0	0.00%	3	0	0.00%	3	0.01%
38	Woolloongabba All-Districts Centre	0	0.00%	1	50.00%	0	0.00%	1	50.00%	0	0.00%	2	0	0.00%	2	0.01%
39	Brisbane CBD All-Districts Centre Pre-Poll	0	0.00%	11	28.21%	6	15.38%	19	48.72%	3	7.69%	39	2	4.88%	41	0.14%
40	Bundaberg All-Districts Centre Pre-Poll	0	0.00%	2	18.18%	1	9.09%	2	18.18%	6	54.55%	11	0	0.00%	11	0.04%
41	Burleigh All-Districts Centre Pre-Poll	1	9.09%	3	27.27%	2	18.18%	4	36.36%	1	9.09%	11	1	8.33%	12	0.04%
42	Cairns All-Districts Centre Pre-Poll	2	5.41%	16	43.24%	7	18.92%	9	24.32%	3	8.11%	37	2	5.13%	39	0.13%
43	Electoral Visit	13	9.56%	46	33.82%	7	5.15%	46	33.82%	24	17.65%	136	5	3.55%	141	0.48%
44	Hervey Bay All-Districts Centre Pre-poll	0	0.00%	0	0.00%	0	0.00%	2	50.00%	2	50.00%	4	0	0.00%	4	0.01%
45	Mackay All-Districts Centre Pre-Poll	1	10.00%	2	20.00%	2	20.00%	3	30.00%	2	20.00%	10	1	9.09%	11	0.04%
46	Maroochydore All-Districts Centre Pre-Poll	0	0.00%	5	35.71%	1	7.14%	8	57.14%	0	0.00%	14	0	0.00%	14	0.05%
47	Morayfield All-Districts Centre Pre-poll	0	0.00%	0	0.00%	0	0.00%	2	100.00%	0	0.00%	2	0	0.00%	2	0.01%
48	Noosa All-Districts Centre Pre-Poll	0	0.00%	0	0.00%	0	0.00%	2	50.00%	2	50.00%	4	0	0.00%	4	0.01%
49	Oodgeroo All-Districts Centre Pre-Poll	0	0.00%	0	0.00%	0	0.00%	1	50.00%	1	50.00%	2	0	0.00%	2	0.01%
50	Redcliffe All-Districts Centre Pre-Poll	0	0.00%	0	0.00%	0	0.00%	2	100.00%	0	0.00%	2	0	0.00%	2	0.01%
51	Southport All-Districts Centre Pre-Poll	0	0.00%	2	33.33%	1	16.67%	3	50.00%	0	0.00%	6	0	0.00%	6	0.02%
52	Telephone Voting - Pre-poll	0	0.00%	2	33.33%	0	0.00%	2	33.33%	2	33.33%	6	0	0.00%	6	0.02%
53	Townsville All-Districts Centre Pre-Poll	313	4.17%	2,219	29.53%	595	7.92%	2,655	35.33%	1,732	23.05%	7,514	239	3.08%	7,753	26.45%
54	eAssist - Coorparoo Pre-Poll	0	0.00%	0	0.00%	0	0.00%	0	0.00%	0	0.00%	0	0	0.00%	0	0.00%
55	Returning Officer Townsville Pre-Poll	0	0.00%	0	0.00%	0	0.00%	0	0.00%	0	0.00%	0	0	0.00%	0	0.00%
56	Returning Officer Algester Pre-Poll	0	0.00%	0	0.00%	0	0.00%	0	0.00%	0	0.00%	0	0	0.00%	0	0.00%
57	Returning Officer Aspley Pre-Poll	0	0.00%	0	0.00%	0	0.00%	0	0.00%	0	0.00%	0	0	0.00%	0	0.00%
58	Returning Officer Bancroft Pre-Poll	0	0.00%	0	0.00%	0	0.00%	0	0.00%	1	100.00%	1	0	0.00%	1	0.00%
59	Returning Officer Barron River Pre-Poll	0	0.00%	0	0.00%	1	100.00%	0	0.00%	0	0.00%	1	0	0.00%	1	0.00%
60	Returning Officer Bonney Pre-Poll	0	0.00%	0	0.00%	0	0.00%	0	0.00%	0	0.00%	0	0	0.00%	0	0.00%
61	Returning Officer Broadwater Pre-Poll	0	0.00%	0	0.00%	1	100.00%	0	0.00%	0	0.00%	1	0	0.00%	1	0.00%
62	Returning Officer Buderim Pre-Poll	0	0.00%	2	50.00%	0	0.00%	2	50.00%	0	0.00%	4	0	0.00%	4	0.01%
63	Returning Officer Bulimba Pre-Poll	0	0.00%	0	0.00%	0	0.00%	0	0.00%	0	0.00%	0	0	0.00%	0	0.00%
64	Returning Officer Bundaberg Pre-Poll	0	0.00%	0	0.00%	0	0.00%	0	0.00%	0	0.00%	0	0	0.00%	0	0.00%
65	Returning Officer Bundamba Pre-Poll	0	0.00%	0	0.00%	0	0.00%	0	0.00%	0	0.00%	0	0	0.00%	0	0.00%
66	Returning Officer Burdekin Pre-Poll	0	0.00%	1	33.33%	0	0.00%	2	66.67%	0	0.00%	3	0	0.00%	3	0.01%
67	Returning Officer Burleigh Pre-Poll	0	0.00%	0	0.00%	0	0.00%	0	0.00%	0	0.00%	0	0	0.00%	0	0.00%
68	Returning Officer Burnett Pre-Poll	0	0.00%	0	0.00%	0	0.00%	0	0.00%	0	0.00%	0	0	0.00%	0	0.00%
69	Returning Officer Cairns Pre-Poll	0	0.00%	0	0.00%	0	0.00%	0	0.00%	0	0.00%	0	0	0.00%	0	0.00%
70	Returning Officer Callide Pre-Poll	0	0.00%	0	0.00%	0	0.00%	0	0.00%	0	0.00%	0	0	0.00%	0	0.00%

71	Returning Officer Caloundra Pre-Poll	1	16.67%	1	16.67%	1	16.67%	1	16.67%	2	33.33%	6	0	0.00%	6	0.02%
72	Returning Officer Capalaba Pre-Poll	0	0.00%	0	0.00%	0	0.00%	0	0.00%	0	0.00%	0	0	0.00%	0	0.00%
73	Returning Officer Chatsworth Pre-Poll	0	0.00%	0	0.00%	0	0.00%	0	0.00%	0	0.00%	0	0	0.00%	0	0.00%
74	Returning Officer Clayfield Pre-Poll	0	0.00%	1	50.00%	0	0.00%	1	50.00%	0	0.00%	2	0	0.00%	2	0.01%
75	Returning Officer Condamine Pre-Poll	0	0.00%	0	0.00%	0	0.00%	0	0.00%	0	0.00%	0	0	0.00%	0	0.00%
76	Returning Officer Cook Pre-Poll	0	0.00%	0	0.00%	0	0.00%	1	20.00%	4	80.00%	5	0	0.00%	5	0.02%
77	Returning Officer Coomera Pre-Poll	0	0.00%	0	0.00%	0	0.00%	1	100.00%	0	0.00%	1	0	0.00%	1	0.00%
78	Returning Officer Cooper Pre-Poll	0	0.00%	0	0.00%	0	0.00%	1	100.00%	0	0.00%	1	0	0.00%	1	0.00%
79	Returning Officer Currumbin Pre-Poll	1	33.33%	0	0.00%	0	0.00%	2	66.67%	0	0.00%	3	0	0.00%	3	0.01%
80	Returning Officer Everton Pre-Poll	1	100.00%	0	0.00%	0	0.00%	0	0.00%	0	0.00%	1	0	0.00%	1	0.00%
81	Returning Officer Ferny Grove Pre-Poll	0	0.00%	0	0.00%	0	0.00%	0	0.00%	0	0.00%	0	0	0.00%	0	0.00%
82	Returning Officer Gaven Pre-Poll	0	0.00%	2	66.67%	0	0.00%	1	33.33%	0	0.00%	3	0	0.00%	3	0.01%
83	Returning Officer Gladstone Pre-Poll	0	0.00%	5	62.50%	0	0.00%	3	37.50%	0	0.00%	8	0	0.00%	8	0.03%
84	Returning Officer Glass House Pre-Poll	0	0.00%	0	0.00%	0	0.00%	0	0.00%	1	100.00%	1	0	0.00%	1	0.00%
85	Returning Officer Greenslopes Pre-Poll	0	0.00%	1	100.00%	0	0.00%	0	0.00%	0	0.00%	1	0	0.00%	1	0.00%
86	Returning Officer Gregory Pre-Poll	0	0.00%	0	0.00%	0	0.00%	0	0.00%	0	0.00%	0	0	0.00%	0	0.00%
87	Returning Officer Gympie Pre-Poll	0	0.00%	0	0.00%	0	0.00%	0	0.00%	0	0.00%	0	1	0.00%	1	0.00%
88	Returning Officer Hervey Bay Pre-Poll	0	0.00%	0	0.00%	0	0.00%	0	0.00%	0	0.00%	0	0	0.00%	0	0.00%
89	Returning Officer Hill Pre-Poll	0	0.00%	1	16.67%	0	0.00%	2	33.33%	3	50.00%	6	0	0.00%	6	0.02%
90	Returning Officer Hinchinbrook Pre-Poll	0	0.00%	5	62.50%	1	12.50%	2	25.00%	0	0.00%	8	0	0.00%	8	0.03%
91	Returning Officer Inala Pre-Poll	0	0.00%	0	0.00%	0	0.00%	0	0.00%	0	0.00%	0	0	0.00%	0	0.00%
92	Returning Officer Ipswich Pre-Poll	0	0.00%	0	0.00%	0	0.00%	2	100.00%	0	0.00%	2	0	0.00%	2	0.01%
93	Returning Officer Ipswich West Pre-Poll	0	0.00%	0	0.00%	0	0.00%	0	0.00%	0	0.00%	0	0	0.00%	0	0.00%
94	Returning Officer Jordan Pre-Poll	0	0.00%	0	0.00%	0	0.00%	0	0.00%	0	0.00%	0	0	0.00%	0	0.00%
95	Returning Officer Kawana Pre-Poll	0	0.00%	0	0.00%	0	0.00%	0	0.00%	0	0.00%	0	0	0.00%	0	0.00%
96	Returning Officer Keppel Pre-Poll	0	0.00%	0	0.00%	0	0.00%	0	0.00%	0	0.00%	0	0	0.00%	0	0.00%
97	Returning Officer Kurwongbah Pre-Poll	0	0.00%	0	0.00%	0	0.00%	0	0.00%	0	0.00%	0	0	0.00%	0	0.00%
98	Returning Officer Lockyer Pre-Poll	0	0.00%	0	0.00%	0	0.00%	0	0.00%	0	0.00%	0	0	0.00%	0	0.00%
99	Returning Officer Logan Pre-Poll	0	0.00%	0	0.00%	0	0.00%	0	0.00%	0	0.00%	0	0	0.00%	0	0.00%
100	Returning Officer Lytton Pre-Poll	0	0.00%	0	0.00%	0	0.00%	1	50.00%	1	50.00%	2	0	0.00%	2	0.01%
101	Returning Officer Macalister Pre-Poll	0	0.00%	0	0.00%	0	0.00%	0	0.00%	0	0.00%	0	0	0.00%	0	0.00%
102	Returning Officer Mackay Pre-Poll	0	0.00%	0	0.00%	0	0.00%	0	0.00%	0	0.00%	0	0	0.00%	0	0.00%
103	Returning Officer Maiwar Pre-Poll	0	0.00%	0	0.00%	0	0.00%	1	100.00%	0	0.00%	1	0	0.00%	1	0.00%
104	Returning Officer Mansfield Pre-Poll	0	0.00%	1	100.00%	0	0.00%	0	0.00%	0	0.00%	1	0	0.00%	1	0.00%
105	Returning Officer Maroochydore Pre-Poll	0	0.00%	0	0.00%	0	0.00%	0	0.00%	0	0.00%	0	0	0.00%	0	0.00%
106	Returning Officer Maryborough Pre-Poll	0	0.00%	0	0.00%	0	0.00%	1	100.00%	0	0.00%	1	0	0.00%	1	0.00%
107	Returning Officer Mcconnel Pre-Poll	0	0.00%	0	0.00%	2	100.00%	0	0.00%	0	0.00%	2	0	0.00%	2	0.01%
108	Returning Officer Mermaid Beach Pre-Poll	0	0.00%	1	50.00%	0	0.00%	1	50.00%	0	0.00%	2	0	0.00%	2	0.01%
109	Returning Officer Miller Pre-Poll	0	0.00%	0	0.00%	0	0.00%	0	0.00%	0	0.00%	0	0	0.00%	0	0.00%
110	Returning Officer Mirani Pre-Poll	0	0.00%	0	0.00%	0	0.00%	0	0.00%	0	0.00%	0	0	0.00%	0	0.00%
111	Returning Officer Moggill Pre-Poll	0	0.00%	0	0.00%	0	0.00%	0	0.00%	0	0.00%	0	0	0.00%	0	0.00%
112	Returning Officer Morayfield Pre-Poll	0	0.00%	0	0.00%	0	0.00%	0	0.00%	0	0.00%	0	0	0.00%	0	0.00%
113	Returning Officer Mount Ommaney Pre-Poll	0	0.00%	0	0.00%	0	0.00%	2	100.00%	0	0.00%	2	0	0.00%	2	0.01%
114	Returning Officer Mudgeeraba Pre-Poll	0	0.00%	1	100.00%	0	0.00%	0	0.00%	0	0.00%	1	0	0.00%	1	0.00%
115	Returning Officer Mulgrave Pre-Poll	0	0.00%	1	100.00%	0	0.00%	0	0.00%	0	0.00%	1	0	0.00%	1	0.00%
116	Returning Officer Mundingburra Pre-Poll	0	0.00%	0	0.00%	0	0.00%	0	0.00%	0	0.00%	0	0	0.00%	0	0.00%
117	Returning Officer Murrumba Pre-Poll	0	0.00%	2	100.00%	0	0.00%	0	0.00%	0	0.00%	2	0	0.00%	2	0.01%
118	Returning Officer Nanango Pre-Poll	1	25.00%	0	0.00%	1	25.00%	0	0.00%	2	50.00%	4	0	0.00%	4	0.01%
119	Returning Officer Nicklin Pre-Poll	0	0.00%	0	0.00%	1	33.33%	0	0.00%	2	66.67%	3	0	0.00%	3	0.01%
120	Returning Officer Ninderry Pre-Poll	0	0.00%	0	0.00%	0	0.00%	2	66.67%	1	33.33%	3	0	0.00%	3	0.01%
121	Returning Officer Noosa Pre-Poll	0	0.00%	0	0.00%	0	0.00%	0	0.00%	0	0.00%	0	0	0.00%	0	0.00%
122	Returning Officer Nudgee Pre-Poll	0	0.00%	0	0.00%	0	0.00%	0	0.00%	0	0.00%	0	0	0.00%	0	0.00%
123	Returning Officer Oodgeroo Pre-Poll	0	0.00%	0	0.00%	0	0.00%	0	0.00%	0	0.00%	0	0	0.00%	0	0.00%
124	Returning Officer Pine Rivers Pre-Poll	0	0.00%	1	33.33%	0	0.00%	0	0.00%	2	66.67%	3	0	0.00%	3	0.01%
125	Returning Officer Pumicestone Pre-Poll	0	0.00%	0	0.00%	0	0.00%	0	0.00%	0	0.00%	0	0	0.00%	0	0.00%
126	Returning Officer Redcliffe Pre-Poll	0	0.00%	0	0.00%	0	0.00%	0	0.00%	0	0.00%	0	0	0.00%	0	0.00%
127	Returning Officer Redlands Pre-Poll	0	0.00%	0	0.00%	0	0.00%	2	100.00%	0	0.00%	2	0	0.00%	2	0.01%
128	Returning Officer Rockhampton Pre-Poll	0	0.00%	3	37.50%	2	25.00%	2	25.00%	1	12.50%	8	0	0.00%	8	0.03%
129	Returning Officer Sandgate Pre-Poll	0	0.00%	0	0.00%	0	0.00%	0	0.00%	0	0.00%	0	0	0.00%	0	0.00%
130	Returning Officer Scenic Rim Pre-Poll	0	0.00%	0	0.00%	0	0.00%	2	100.00%	0	0.00%	2	0	0.00%	2	0.01%
131	Returning Officer South Brisbane Pre-Poll	0	0.00%	1	100.00%	0	0.00%	0	0.00%	0	0.00%	1	0	0.00%	1	0.00%
132	Returning Officer Southern Downs Pre-Poll	0	0.00%	0	0.00%	0	0.00%	2	66.67%	1	33.33%	3	0	0.00%	3	0.01%
133	Returning Officer Southport Pre-Poll	0	0.00%	0	0.00%	0	0.00%	0	0.00%	0	0.00%	0	0	0.00%	0	0.00%
134	Returning Officer Springwood Pre-Poll	0	0.00%	0	0.00%	1	100.00%	0	0.00%	0	0.00%	1	0	0.00%	1	0.00%
135	Returning Officer Stafford Pre-Poll	0	0.00%	0	0.00%	0	0.00%	0	0.00%	0	0.00%	0	0	0.00%	0	0.00%
136	Returning Officer Stretton Pre-Poll	0	0.00%	0	0.00%	0	0.00%	0	0.00%	0	0.00%	0	0	0.00%	0	0.00%
137	Returning Officer Surfers Paradise Pre-Poll	0	0.00%	0	0.00%	0	0.00%	0	0.00%	0	0.00%	0	0	0.00%	0	0.00%
138	Returning Officer Theodore Pre-Poll	0	0.00%	0	0.00%	0	0.00%	0	0.00%	0	0.00%	0	0	0.00%	0	0.00%
139	Returning Officer Thuringowa Pre-Poll	0	0.00%	0	0.00%	0	0.00%	0	0.00%	0	0.00%	0	0	0.00%	0	0.00%
140	Returning Officer Toohey Pre-Poll	0	0.00%	2	100.00%	0	0.00%	0	0.00%	0	0.00%	2	0	0.00%	2	0.01%
141	Returning Officer Toowoomba North Pre-Poll	1	100.00%	0	0.00%	0	0.00%	0	0.00%	0	0.00%	1	0	0.00%	1	0.00%
142	Returning Officer Toowoomba South Pre-Poll	0	0.00%	0	0.00%	0	0.00%	0	0.00%	1	100.00%	1	0	0.00%	1	0.00%
143	Returning Officer Traeger Pre-Poll	0	0.00%	5	83.33%	1	16.67%	0	0.00%	0	0.00%	6	0	0.00%	6	0.02%
144	Returning Officer Warrego Pre-Poll	0	0.00%	0	0.00%	0	0.00%	0	0.00%	0	0.00%	0	0	0.00%	0	0.00%
145	Returning Officer Waterford Pre-Poll	0	0.00%	0	0.00%	0	0.00%	0	0.00%	0	0.00%	0	0	0.00%	0	0.00%
146	Returning Officer Whitsunday Pre-Poll	1	25.00%	0	0.00%	1	25.00%	1	25.00%	1	25.00%	4	0	0.00%	4	0.01%
147	Returning Officer Woodridge Pre-Poll	0	0.00%	0	0.00%	0	0.00%	0	0.00%	0	0.00%	0	0	0.00%	0	0.00%
	Polling Booth Totals	**1,112**	**4.54%**	**8,265**	**33.72%**	**2,645**	**10.79%**	**7,627**	**31.12%**	**4,859**	**19.83%**	**24,508**	**966**	**3.79%**	**25,474**	**86.89%**

Postal, Special Postal, Unenrolled Votes	85	4.66%	585	32.09%	159	8.72%	643	35.27%	351	19.25%	1,823	97	5.05%	1,920	6.55%
Pre-Poll (In Person) Absent Votes	10	4.55%	62	28.18%	39	17.73%	53	24.09%	56	25.45%	220	12	5.17%	232	0.79%
Polling Day Absent Votes	110	7.45%	495	33.54%	197	13.35%	350	23.71%	324	21.95%	1,476	72	4.65%	1,548	5.28%
Declared Institution Votes	0	0.00%	5	31.25%	1	6.25%	7	43.75%	3	18.75%	16	2	11.11%	18	0.06%
Polling Day Declaration Votes	13	10.74%	45	37.19%	16	13.22%	29	23.97%	18	14.88%	121	4	3.20%	125	0.43%
Uncertain Identity	0	0.00%	0	0.00%	0	0.00%	0	0.00%	0	0.00%	0	0	0.00%	0	0.00%
Declaration and Pre-Poll Votes Totals	**218**	**5.96%**	**1,192**	**32.60%**	**412**	**11.27%**	**1,082**	**29.60%**	**752**	**20.57%**	**3,656**	**187**	**4.87%**	**3,843**	**13.11%**
Total First Preference Votes	**1,330**	**4.72%**	**9,457**	**33.58%**	**3,057**	**10.85%**	**8,709**	**30.92%**	**5,611**	**19.92%**	**28,164**	**1,153**	**3.93%**	**29,317**	**100.00%**

Distribution of Preferences

	COLLINS Lindy		* STEWART Scott		RYAN Rebecca		SCOTT Casie		EVANS Allan		Votes remaining in count	Exhausted		Total Formal Votes
Preference Distribution	**Votes**	**%**	**Votes**	**%**	**Votes**	**%**	**Votes**	**%**	**Votes**	**%**		**Votes**	**%**	
First Preference Votes	1,330	4.72%	9,457	33.58%	3,057	10.85%	8,709	30.92%	5,611	19.92%	28,164			28,164
COLLINS Excluded (1st)			**413**	**31.05%**	**404**	**30.38%**	**228**	**17.14%**	**285**	**21.43%**	**1,330**	**0**	**0.00%**	**1,330**
Total			9,870	35.04%	3,461	12.29%	8,937	31.73%	5,896	20.93%	28,164	0	0.00%	28,164
RYAN Excluded (2nd)			**2,526**	**72.98%**			**556**	**16.06%**	**379**	**10.95%**	**3,461**	**0**	**0.00%**	**3,461**
Total			12,396	44.01%			9,493	33.71%	6,275	22.28%	28,164	0	0.00%	28,164
EVANS Excluded (3rd)			**1,793**	**28.57%**			**4,482**	**71.43%**			**6,275**	**0**	**0.00%**	**6,275**
District Total			**14,189**	**50.38%**			**13,975**	**49.62%**			**28,164**	**0**	**0.00%**	**28,164**

*** Indicates the winner**

89 - Electoral District of Traeger

First Preference Votes Polled for each Candidate at each Polling Booth

Booth No.	Polling Booth	* KATTER Robbie KAP Votes	%	BIRD Ronald LNP Votes	%	SCRIVEN Craig Votes	%	ISAACS Sarah Votes	%	SLADE Danielle ALP Votes	%	RELPH Peter GRN Votes	%	Total Formal Votes	Informal Votes	%	Total Votes	% of Total Votes
1	Barkly	394	64.07%	41	6.67%	14	2.28%	15	2.44%	140	22.76%	11	1.79%	615	26	4.06%	641	2.99%
2	Central	1,102	62.26%	119	6.72%	39	2.20%	38	2.15%	416	23.50%	56	3.16%	1,770	72	3.91%	1,842	8.59%
3	Charters Towers	740	67.21%	122	11.08%	7	0.64%	20	1.82%	186	16.89%	26	2.36%	1,101	42	3.67%	1,143	5.33%
4	Charters Towers Central	353	61.50%	57	9.93%	3	0.52%	16	2.79%	128	22.30%	17	2.96%	574	21	3.53%	595	2.78%
5	Charters Towers East	590	70.41%	81	9.67%	13	1.55%	9	1.07%	135	16.11%	10	1.19%	838	41	4.66%	879	4.10%
6	Charters Towers North	377	61.30%	87	14.15%	9	1.46%	6	0.98%	125	20.33%	11	1.79%	615	26	4.06%	641	2.99%
7	Cloncurry	410	66.24%	93	15.02%	9	1.45%	10	1.62%	85	13.73%	12	1.94%	619	18	2.83%	637	2.97%
8	Croydon	68	66.02%	21	20.39%	1	0.97%	2	1.94%	9	8.74%	2	1.94%	103	4	3.74%	107	0.50%
9	Dajarra	31	72.09%	4	9.30%	0	0.00%	0	0.00%	6	13.95%	2	4.65%	43	0	0.00%	43	0.20%
10	Doomadgee	275	75.55%	8	2.20%	5	1.37%	29	7.97%	37	10.16%	10	2.75%	364	44	10.78%	408	1.90%
11	Georgetown	110	74.32%	16	10.81%	1	0.68%	2	1.35%	17	11.49%	2	1.35%	148	2	1.33%	150	0.70%
12	Happy Valley	474	59.55%	65	8.17%	11	1.38%	14	1.76%	211	26.51%	21	2.64%	796	36	4.33%	832	3.88%
13	Healy	543	62.70%	54	6.24%	15	1.73%	17	1.96%	226	26.10%	11	1.27%	866	36	3.99%	902	4.21%
14	Hughenden	416	73.24%	66	11.62%	5	0.88%	8	1.41%	63	11.09%	10	1.76%	568	24	4.05%	592	2.76%
15	Julia Creek	183	84.33%	19	8.76%	2	0.92%	4	1.84%	8	3.69%	1	0.46%	217	6	2.69%	223	1.04%
16	Kalkadoon	250	61.27%	24	5.88%	11	2.70%	20	4.90%	91	22.30%	12	2.94%	408	24	5.56%	432	2.01%
17	Karumba	132	68.04%	24	12.37%	7	3.61%	6	3.09%	23	11.86%	2	1.03%	194	16	7.62%	210	0.98%
18	Mornington Island	66	21.43%	6	1.95%	1	0.32%	218	70.78%	10	3.25%	7	2.27%	308	36	10.47%	344	1.60%
19	Normanton	134	71.28%	7	3.72%	1	0.53%	12	6.38%	26	13.83%	8	4.26%	188	5	2.59%	193	0.90%
20	Pentland	88	70.40%	18	14.40%	0	0.00%	2	1.60%	16	12.80%	1	0.80%	125	8	6.02%	133	0.62%
21	Ravenswood	74	77.89%	7	7.37%	3	3.16%	0	0.00%	11	11.58%	0	0.00%	95	5	5.00%	100	0.47%
22	Richmond	199	70.07%	51	17.96%	0	0.00%	6	2.11%	25	8.80%	3	1.06%	284	5	1.73%	289	1.35%
23	Sunset	450	62.76%	53	7.39%	25	3.49%	21	2.93%	150	20.92%	18	2.51%	717	38	5.03%	755	3.52%
24	Townview	302	61.13%	31	6.28%	14	2.83%	17	3.44%	113	22.87%	17	3.44%	494	24	4.63%	518	2.42%
25	Brisbane CBD All-Districts Centre	7	63.64%	1	9.09%	0	0.00%	0	0.00%	3	27.27%	0	0.00%	11	0	0.00%	11	0.05%
26	Bundaberg All-Districts Centre	4	44.44%	2	22.22%	0	0.00%	0	0.00%	3	33.33%	0	0.00%	9	1	10.00%	10	0.05%
27	Burleigh All-Districts Centre	0	0.00%	4	50.00%	0	0.00%	0	0.00%	3	37.50%	1	12.50%	8	0	0.00%	8	0.04%
28	Cairns All-Districts Centre	0	0.00%	0	0.00%	0	0.00%	1	25.00%	2	50.00%	1	25.00%	4	1	20.00%	5	0.02%
29	East Brisbane All-Districts Centre	0	0.00%	0	0.00%	0	0.00%	0	0.00%	0	0.00%	0	0.00%	0	0	0.00%	0	0.00%
30	Hervey Bay All-Districts Centre	0	0.00%	0	0.00%	0	0.00%	0	0.00%	0	0.00%	0	0.00%	0	0	0.00%	0	0.00%
31	Mackay All-Districts Centre	4	80.00%	0	0.00%	0	0.00%	1	20.00%	0	0.00%	0	0.00%	5	2	28.57%	7	0.03%
32	Maroochydore All-Districts Centre	0	0.00%	0	0.00%	0	0.00%	0	0.00%	0	0.00%	0	0.00%	0	0	0.00%	0	0.00%
33	Morayfield All-Districts Centre	2	100.00%	0	0.00%	0	0.00%	0	0.00%	0	0.00%	0	0.00%	2	0	0.00%	2	0.01%
34	Noosa All-Districts Centre	0	0.00%	0	0.00%	0	0.00%	0	0.00%	0	0.00%	0	0.00%	0	0	0.00%	0	0.00%
35	Oodgeroo All-Districts Centre	0	0.00%	0	0.00%	0	0.00%	0	0.00%	0	0.00%	0	0.00%	0	0	0.00%	0	0.00%
36	Redcliffe All-Districts Centre	0	0.00%	0	0.00%	0	0.00%	0	0.00%	0	0.00%	0	0.00%	0	0	0.00%	0	0.00%
37	Southport All-Districts Centre	0	0.00%	0	0.00%	0	0.00%	0	0.00%	0	0.00%	0	0.00%	0	0	0.00%	0	0.00%
38	Telephone Voting	17	65.38%	3	11.54%	0	0.00%	0	0.00%	6	23.08%	0	0.00%	26	0	0.00%	26	0.12%
39	Townsville All-Districts Centre	2	66.67%	0	0.00%	0	0.00%	1	33.33%	0	0.00%	0	0.00%	3	0	0.00%	3	0.01%
40	Vulture Street All-Districts Centre	0	0.00%	0	0.00%	0	0.00%	0	0.00%	0	0.00%	0	0.00%	0	0	0.00%	0	0.00%
41	Woolloongabba All-Districts Centre	0	0.00%	0	0.00%	0	0.00%	0	0.00%	0	0.00%	0	0.00%	0	0	0.00%	0	0.00%
42	Brisbane CBD All-Districts Centre Pre-Poll	17	60.71%	5	17.86%	0	0.00%	1	3.57%	5	17.86%	0	0.00%	28	0	0.00%	28	0.13%
43	Bundaberg All-Districts Centre Pre-Poll	4	44.44%	2	22.22%	0	0.00%	0	0.00%	3	33.33%	0	0.00%	9	1	10.00%	10	0.05%
44	Burleigh All-Districts Centre Pre-Poll	0	0.00%	4	50.00%	0	0.00%	0	0.00%	3	37.50%	1	12.50%	8	0	0.00%	8	0.04%
45	Cairns All-Districts Centre Pre-Poll	13	54.17%	3	12.50%	0	0.00%	1	4.17%	6	25.00%	1	4.17%	24	0	0.00%	24	0.11%
46	Electoral Visit	113	78.47%	6	4.17%	1	0.69%	1	0.69%	23	15.97%	0	0.00%	144	8	5.26%	152	0.71%
47	Hervey Bay All-Districts Centre Pre-poll	3	60.00%	0	0.00%	0	0.00%	1	20.00%	1	20.00%	0	0.00%	5	0	0.00%	5	0.02%
48	Mackay All-Districts Centre Pre-Poll	4	66.67%	1	16.67%	0	0.00%	0	0.00%	1	16.67%	0	0.00%	6	1	14.29%	7	0.03%
49	Maroochydore All-Districts Centre Pre-Poll	3	60.00%	0	0.00%	0	0.00%	0	0.00%	2	40.00%	0	0.00%	5	0	0.00%	5	0.02%
50	Morayfield All-Districts Centre Pre-poll	0	0.00%	2	50.00%	1	25.00%	0	0.00%	1	25.00%	0	0.00%	4	0	0.00%	4	0.02%
51	Noosa All-Districts Centre Pre-Poll	0	0.00%	0	0.00%	0	0.00%	1	50.00%	1	50.00%	0	0.00%	2	0	0.00%	2	0.01%
52	Oodgeroo All-Districts Centre Pre-Poll	0	0.00%	0	0.00%	0	0.00%	0	0.00%	1	100.00%	0	0.00%	1	0	0.00%	1	0.00%
53	Redcliffe All-Districts Centre Pre-Poll	1	100.00%	0	0.00%	0	0.00%	0	0.00%	0	0.00%	0	0.00%	1	1	50.00%	2	0.01%
54	Southport All-Districts Centre Pre-Poll	1	33.33%	0	0.00%	0	0.00%	0	0.00%	2	66.67%	0	0.00%	3	0	0.00%	3	0.01%
55	Telephone Voting - Pre-poll	21	75.00%	1	3.57%	0	0.00%	0	0.00%	4	14.29%	2	7.14%	28	0	0.00%	28	0.13%
56	Townsville All-Districts Centre Pre-Poll	140	72.54%	15	7.77%	4	2.07%	8	4.15%	21	10.88%	5	2.59%	193	4	2.03%	197	0.92%
57	eAssist - Coorparoo Pre-Poll	0	0.00%	0	0.00%	0	0.00%	0	0.00%	0	0.00%	0	0.00%	0	1	0.00%	1	0.00%
58	Camooweal Pre-poll	52	83.87%	2	3.23%	0	0.00%	4	6.45%	3	4.84%	1	1.61%	62	0	0.00%	62	0.29%
59	Charters Towers Pre-Poll	1,424	74.44%	207	10.82%	12	0.63%	26	1.36%	214	11.19%	30	1.57%	1,913	78	3.92%	1,991	9.29%
60	Cloncurry Pre-Poll	344	73.66%	55	11.78%	1	0.21%	9	1.93%	46	9.85%	12	2.57%	467	13	2.71%	480	2.24%
61	Normanton Pre-Poll	214	69.26%	22	7.12%	7	2.27%	17	5.50%	45	14.56%	4	1.29%	309	3	0.96%	312	1.46%
62	Returning Officer Traeger Pre-Poll	1,312	64.50%	113	5.56%	67	3.29%	46	2.26%	446	21.93%	50	2.46%	2,034	52	2.49%	2,086	9.73%
63	Returning Officer Algester Pre-Poll	0	0.00%	0	0.00%	0	0.00%	0	0.00%	0	0.00%	0	0.00%	0	0	0.00%	0	0.00%
64	Returning Officer Aspley Pre-Poll	1	100.00%	0	0.00%	0	0.00%	0	0.00%	0	0.00%	0	0.00%	1	0	0.00%	1	0.00%
65	Returning Officer Bancroft Pre-Poll	0	0.00%	0	0.00%	0	0.00%	0	0.00%	0	0.00%	0	0.00%	0	0	0.00%	0	0.00%
66	Returning Officer Barron River Pre-Poll	1	100.00%	0	0.00%	0	0.00%	0	0.00%	0	0.00%	0	0.00%	1	0	0.00%	1	0.00%
67	Returning Officer Bonney Pre-Poll	0	0.00%	0	0.00%	0	0.00%	0	0.00%	0	0.00%	0	0.00%	0	0	0.00%	0	0.00%
68	Returning Officer Broadwater Pre-Poll	0	0.00%	0	0.00%	0	0.00%	0	0.00%	0	0.00%	0	0.00%	0	0	0.00%	0	0.00%
69	Returning Officer Buderim Pre-Poll	0	0.00%	0	0.00%	0	0.00%	0	0.00%	0	0.00%	0	0.00%	0	0	0.00%	0	0.00%
70	Returning Officer Bulimba Pre-Poll	0	0.00%	0	0.00%	0	0.00%	0	0.00%	0	0.00%	1	100.00%	1	0	0.00%	1	0.00%
71	Returning Officer Bundaberg Pre-Poll	0	0.00%	0	0.00%	0	0.00%	0	0.00%	0	0.00%	0	0.00%	0	0	0.00%	0	0.00%
72	Returning Officer Bundamba Pre-Poll	2	66.67%	0	0.00%	0	0.00%	0	0.00%	0	0.00%	1	33.33%	3	0	0.00%	3	0.01%
73	Returning Officer Burdekin Pre-Poll	2	66.67%	0	0.00%	1	33.33%	0	0.00%	0	0.00%	0	0.00%	3	0	0.00%	3	0.01%
74	Returning Officer Burleigh Pre-Poll	0	0.00%	0	0.00%	0	0.00%	0	0.00%	0	0.00%	0	0.00%	0	0	0.00%	0	0.00%
75	Returning Officer Burnett Pre-Poll	0	0.00%	0	0.00%	0	0.00%	0	0.00%	0	0.00%	0	0.00%	0	0	0.00%	0	0.00%
76	Returning Officer Cairns Pre-Poll	0	0.00%	0	0.00%	0	0.00%	0	0.00%	0	0.00%	0	0.00%	0	0	0.00%	0	0.00%
77	Returning Officer Callide Pre-Poll	1	100.00%	0	0.00%	0	0.00%	0	0.00%	0	0.00%	0	0.00%	1	0	0.00%	1	0.00%
78	Returning Officer Caloundra Pre-Poll	1	50.00%	0	0.00%	0	0.00%	0	0.00%	1	50.00%	0	0.00%	2	0	0.00%	2	0.01%
79	Returning Officer Capalaba Pre-Poll	3	60.00%	0	0.00%	0	0.00%	0	0.00%	2	40.00%	0	0.00%	5	0	0.00%	5	0.02%
80	Returning Officer Chatsworth Pre-Poll	0	0.00%	0	0.00%	0	0.00%	0	0.00%	0	0.00%	2	100.00%	2	0	0.00%	2	0.01%

81	Returning Officer Clayfield Pre-Poll	0	0.00%	0	0.00%	0	0.00%	0	0.00%	0	0.00%	0	0.00%	0	0	0.00%	0	0.00%
82	Returning Officer Condamine Pre-Poll	0	0.00%	0	0.00%	0	0.00%	0	0.00%	0	0.00%	0	0.00%	0	0	0.00%	0	0.00%
83	Returning Officer Cook Pre-Poll	12	70.59%	4	23.53%	1	5.88%	0	0.00%	0	0.00%	0	0.00%	17	0	0.00%	17	0.08%
84	Returning Officer Coomera Pre-Poll	0	0.00%	0	0.00%	0	0.00%	0	0.00%	0	0.00%	0	0.00%	0	0	0.00%	0	0.00%
85	Returning Officer Cooper Pre-Poll	0	0.00%	0	0.00%	0	0.00%	0	0.00%	0	0.00%	0	0.00%	0	0	0.00%	0	0.00%
86	Returning Officer Currumbin Pre-Poll	0	0.00%	0	0.00%	0	0.00%	0	0.00%	0	0.00%	0	0.00%	0	0	0.00%	0	0.00%
87	Returning Officer Everton Pre-Poll	0	0.00%	0	0.00%	0	0.00%	0	0.00%	0	0.00%	0	0.00%	0	0	0.00%	0	0.00%
88	Returning Officer Ferny Grove Pre-Poll	0	0.00%	0	0.00%	0	0.00%	0	0.00%	0	0.00%	0	0.00%	0	0	0.00%	0	0.00%
89	Returning Officer Gaven Pre-Poll	1	100.00%	0	0.00%	0	0.00%	0	0.00%	0	0.00%	0	0.00%	1	1	50.00%	2	0.01%
90	Returning Officer Gladstone Pre-Poll	2	66.67%	0	0.00%	0	0.00%	0	0.00%	1	33.33%	0	0.00%	3	0	0.00%	3	0.01%
91	Returning Officer Glass House Pre-Poll	3	100.00%	0	0.00%	0	0.00%	0	0.00%	0	0.00%	0	0.00%	3	0	0.00%	3	0.01%
92	Returning Officer Greenslopes Pre-Poll	0	0.00%	0	0.00%	0	0.00%	0	0.00%	0	0.00%	0	0.00%	0	0	0.00%	0	0.00%
93	Returning Officer Gregory Pre-Poll	7	87.50%	0	0.00%	1	12.50%	0	0.00%	0	0.00%	0	0.00%	8	0	0.00%	8	0.04%
94	Returning Officer Gympie Pre-Poll	3	100.00%	0	0.00%	0	0.00%	0	0.00%	0	0.00%	0	0.00%	3	0	0.00%	3	0.01%
95	Returning Officer Hervey Bay Pre-Poll	0	0.00%	0	0.00%	0	0.00%	0	0.00%	0	0.00%	0	0.00%	0	0	0.00%	0	0.00%
96	Returning Officer Hill Pre-Poll	2	50.00%	2	50.00%	0	0.00%	0	0.00%	0	0.00%	0	0.00%	4	0	0.00%	4	0.02%
97	Returning Officer Hinchinbrook Pre-Poll	7	70.00%	3	30.00%	0	0.00%	0	0.00%	0	0.00%	0	0.00%	10	0	0.00%	10	0.05%
98	Returning Officer Inala Pre-Poll	0	0.00%	0	0.00%	0	0.00%	0	0.00%	0	0.00%	0	0.00%	0	0	0.00%	0	0.00%
99	Returning Officer Ipswich Pre-Poll	1	100.00%	0	0.00%	0	0.00%	0	0.00%	0	0.00%	0	0.00%	1	0	0.00%	1	0.00%
100	Returning Officer Ipswich West Pre-Poll	0	0.00%	0	0.00%	0	0.00%	0	0.00%	0	0.00%	0	0.00%	0	0	0.00%	0	0.00%
101	Returning Officer Jordan Pre-Poll	1	100.00%	0	0.00%	0	0.00%	0	0.00%	0	0.00%	0	0.00%	1	0	0.00%	1	0.00%
102	Returning Officer Kawana Pre-Poll	1	100.00%	0	0.00%	0	0.00%	0	0.00%	0	0.00%	0	0.00%	1	0	0.00%	1	0.00%
103	Returning Officer Keppel Pre-Poll	2	66.67%	0	0.00%	0	0.00%	1	33.33%	0	0.00%	0	0.00%	3	0	0.00%	3	0.01%
104	Returning Officer Kurwongbah Pre-Poll	0	0.00%	0	0.00%	0	0.00%	0	0.00%	2	100.00%	0	0.00%	2	0	0.00%	2	0.01%
105	Returning Officer Lockyer Pre-Poll	1	100.00%	0	0.00%	0	0.00%	0	0.00%	0	0.00%	0	0.00%	1	0	0.00%	1	0.00%
106	Returning Officer Logan Pre-Poll	0	0.00%	1	100.00%	0	0.00%	0	0.00%	0	0.00%	0	0.00%	1	0	0.00%	1	0.00%
107	Returning Officer Lytton Pre-Poll	4	57.14%	0	0.00%	0	0.00%	0	0.00%	3	42.86%	0	0.00%	7	0	0.00%	7	0.03%
108	Returning Officer Macalister Pre-Poll	0	0.00%	0	0.00%	0	0.00%	0	0.00%	0	0.00%	0	0.00%	0	0	0.00%	0	0.00%
109	Returning Officer Mackay Pre-Poll	0	0.00%	0	0.00%	0	0.00%	0	0.00%	0	0.00%	0	0.00%	0	0	0.00%	0	0.00%
110	Returning Officer Maiwar Pre-Poll	1	100.00%	0	0.00%	0	0.00%	0	0.00%	0	0.00%	0	0.00%	1	0	0.00%	1	0.00%
111	Returning Officer Mansfield Pre-Poll	1	100.00%	0	0.00%	0	0.00%	0	0.00%	0	0.00%	0	0.00%	1	0	0.00%	1	0.00%
112	Returning Officer Maroochydore Pre-Poll	0	0.00%	0	0.00%	0	0.00%	0	0.00%	0	0.00%	0	0.00%	0	0	0.00%	0	0.00%
113	Returning Officer Maryborough Pre-Poll	0	0.00%	0	0.00%	2	100.00%	0	0.00%	0	0.00%	0	0.00%	2	0	0.00%	2	0.01%
114	Returning Officer Mcconnel Pre-Poll	0	0.00%	0	0.00%	0	0.00%	0	0.00%	0	0.00%	0	0.00%	0	0	0.00%	0	0.00%
115	Returning Officer Mermaid Beach Pre-Poll	0	0.00%	0	0.00%	0	0.00%	0	0.00%	0	0.00%	0	0.00%	0	0	0.00%	0	0.00%
116	Returning Officer Miller Pre-Poll	0	0.00%	0	0.00%	0	0.00%	0	0.00%	0	0.00%	0	0.00%	0	0	0.00%	0	0.00%
117	Returning Officer Mirani Pre-Poll	0	0.00%	0	0.00%	0	0.00%	0	0.00%	0	0.00%	0	0.00%	0	0	0.00%	0	0.00%
118	Returning Officer Moggill Pre-Poll	0	0.00%	0	0.00%	0	0.00%	0	0.00%	0	0.00%	0	0.00%	0	0	0.00%	0	0.00%
119	Returning Officer Morayfield Pre-Poll	0	0.00%	0	0.00%	0	0.00%	0	0.00%	0	0.00%	0	0.00%	0	0	0.00%	0	0.00%
120	Returning Officer Mount Ommaney Pre-Poll	0	0.00%	0	0.00%	0	0.00%	0	0.00%	0	0.00%	0	0.00%	0	0	0.00%	0	0.00%
121	Returning Officer Mudgeeraba Pre-Poll	0	0.00%	0	0.00%	0	0.00%	0	0.00%	0	0.00%	0	0.00%	0	0	0.00%	0	0.00%
122	Returning Officer Mulgrave Pre-Poll	1	100.00%	0	0.00%	0	0.00%	0	0.00%	0	0.00%	0	0.00%	1	0	0.00%	1	0.00%
123	Returning Officer Mundingburra Pre-Poll	0	0.00%	0	0.00%	0	0.00%	0	0.00%	0	0.00%	0	0.00%	0	0	0.00%	0	0.00%
124	Returning Officer Murrumba Pre-Poll	0	0.00%	0	0.00%	0	0.00%	0	0.00%	1	100.00%	0	0.00%	1	0	0.00%	1	0.00%
125	Returning Officer Nanango Pre-Poll	0	0.00%	0	0.00%	0	0.00%	0	0.00%	0	0.00%	0	0.00%	0	0	0.00%	0	0.00%
126	Returning Officer Nicklin Pre-Poll	1	100.00%	0	0.00%	0	0.00%	0	0.00%	0	0.00%	0	0.00%	1	0	0.00%	1	0.00%
127	Returning Officer Ninderry Pre-Poll	0	0.00%	0	0.00%	0	0.00%	0	0.00%	0	0.00%	0	0.00%	0	0	0.00%	0	0.00%
128	Returning Officer Noosa Pre-Poll	0	0.00%	0	0.00%	0	0.00%	0	0.00%	0	0.00%	0	0.00%	0	0	0.00%	0	0.00%
129	Returning Officer Nudgee Pre-Poll	1	100.00%	0	0.00%	0	0.00%	0	0.00%	0	0.00%	0	0.00%	1	0	0.00%	1	0.00%
130	Returning Officer Oodgeroo Pre-Poll	0	0.00%	0	0.00%	0	0.00%	0	0.00%	0	0.00%	0	0.00%	0	0	0.00%	0	0.00%
131	Returning Officer Pine Rivers Pre-Poll	0	0.00%	0	0.00%	0	0.00%	0	0.00%	0	0.00%	0	0.00%	0	0	0.00%	0	0.00%
132	Returning Officer Pumicestone Pre-Poll	0	0.00%	0	0.00%	0	0.00%	0	0.00%	0	0.00%	0	0.00%	0	0	0.00%	0	0.00%
133	Returning Officer Redcliffe Pre-Poll	0	0.00%	0	0.00%	0	0.00%	0	0.00%	0	0.00%	0	0.00%	0	0	0.00%	0	0.00%
134	Returning Officer Redlands Pre-Poll	1	100.00%	0	0.00%	0	0.00%	0	0.00%	0	0.00%	0	0.00%	1	0	0.00%	1	0.00%
135	Returning Officer Rockhampton Pre-Poll	4	80.00%	0	0.00%	0	0.00%	0	0.00%	0	0.00%	1	20.00%	5	0	0.00%	5	0.02%
136	Returning Officer Sandgate Pre-Poll	0	0.00%	0	0.00%	0	0.00%	0	0.00%	0	0.00%	0	0.00%	0	0	0.00%	0	0.00%
137	Returning Officer Scenic Rim Pre-Poll	8	100.00%	0	0.00%	0	0.00%	0	0.00%	0	0.00%	0	0.00%	8	0	0.00%	8	0.04%
138	Returning Officer South Brisbane Pre-Poll	0	0.00%	1	100.00%	0	0.00%	0	0.00%	0	0.00%	0	0.00%	1	0	0.00%	1	0.00%
139	Returning Officer Southern Downs Pre-Poll	2	100.00%	0	0.00%	0	0.00%	0	0.00%	0	0.00%	0	0.00%	2	0	0.00%	2	0.01%
140	Returning Officer Southport Pre-Poll	0	0.00%	0	0.00%	0	0.00%	0	0.00%	0	0.00%	0	0.00%	0	0	0.00%	0	0.00%
141	Returning Officer Springwood Pre-Poll	3	100.00%	0	0.00%	0	0.00%	0	0.00%	0	0.00%	0	0.00%	3	1	25.00%	4	0.02%
142	Returning Officer Stafford Pre-Poll	1	100.00%	0	0.00%	0	0.00%	0	0.00%	0	0.00%	0	0.00%	1	0	0.00%	1	0.00%
143	Returning Officer Stretton Pre-Poll	2	100.00%	0	0.00%	0	0.00%	0	0.00%	0	0.00%	0	0.00%	2	0	0.00%	2	0.01%
144	Returning Officer Surfers Paradise Pre-Poll	0	0.00%	0	0.00%	0	0.00%	0	0.00%	0	0.00%	0	0.00%	0	0	0.00%	0	0.00%
145	Returning Officer Theodore Pre-Poll	0	0.00%	3	100.00%	0	0.00%	0	0.00%	0	0.00%	0	0.00%	3	0	0.00%	3	0.01%
146	Returning Officer Thuringowa Pre-Poll	0	0.00%	0	0.00%	0	0.00%	0	0.00%	0	0.00%	0	0.00%	0	0	0.00%	0	0.00%
147	Returning Officer Toohey Pre-Poll	0	0.00%	1	100.00%	0	0.00%	0	0.00%	0	0.00%	0	0.00%	1	0	0.00%	1	0.00%
148	Returning Officer Toowoomba North Pre-Poll	0	0.00%	2	100.00%	0	0.00%	0	0.00%	0	0.00%	0	0.00%	2	0	0.00%	2	0.01%
149	Returning Officer Toowoomba South Pre-Poll	0	0.00%	0	0.00%	0	0.00%	0	0.00%	1	50.00%	1	50.00%	2	0	0.00%	2	0.01%
150	Returning Officer Townsville Pre-Poll	0	0.00%	0	0.00%	0	0.00%	0	0.00%	0	0.00%	0	0.00%	0	0	0.00%	0	0.00%
151	Returning Officer Warrego Pre-Poll	2	100.00%	0	0.00%	0	0.00%	0	0.00%	0	0.00%	0	0.00%	2	0	0.00%	2	0.01%
152	Returning Officer Waterford Pre-Poll	0	0.00%	0	0.00%	0	0.00%	0	0.00%	0	0.00%	0	0.00%	0	0	0.00%	0	0.00%
153	Returning Officer Whitsunday Pre-Poll	0	0.00%	0	0.00%	0	0.00%	0	0.00%	0	0.00%	0	0.00%	0	0	0.00%	0	0.00%
154	Returning Officer Woodridge Pre-Poll	0	0.00%	0	0.00%	0	0.00%	0	0.00%	1	100.00%	0	0.00%	1	0	0.00%	1	0.00%
	Polling Booth Totals	**11,549**	**66.03%**	**1,539**	**8.80%**	**294**	**1.68%**	**611**	**3.49%**	**3,114**	**17.80%**	**384**	**2.20%**	**17,491**	**727**	**3.99%**	**18,218**	**84.97%**
Postal, Special Postal, Unenrolled Votes		1,253	69.42%	383	21.22%	23	1.27%	21	1.16%	104	5.76%	21	1.16%	1,805	70	3.73%	1,875	8.75%
Pre-Poll (In Person) Absent Votes		148	69.16%	26	12.15%	3	1.40%	3	1.40%	29	13.55%	5	2.34%	214	7	3.17%	221	1.03%
Polling Day Absent Votes		643	64.24%	113	11.29%	20	2.00%	41	4.10%	154	15.38%	30	3.00%	1,001	40	3.84%	1,041	4.86%
Declared Institution Votes		12	52.17%	9	39.13%	0	0.00%	0	0.00%	2	8.70%	0	0.00%	23	0	0.00%	23	0.11%
Polling Day Declaration Votes		33	55.93%	1	1.69%	2	3.39%	7	11.86%	13	22.03%	3	5.08%	59	3	4.84%	62	0.29%
Uncertain Identity		0	0.00%	0	0.00%	0	0.00%	0	0.00%	0	0.00%	0	0.00%	0	0	0.00%	0	0.00%
Declaration and Pre-Poll Votes Totals		**2,089**	**67.34%**	**532**	**17.15%**	**48**	**1.55%**	**72**	**2.32%**	**302**	**9.74%**	**59**	**1.90%**	**3,102**	**120**	**3.72%**	**3,222**	**15.03%**
Total First Preference Votes		**13,638**	**66.23%**	**2,071**	**10.06%**	**342**	**1.66%**	**683**	**3.32%**	**3,416**	**16.59%**	**443**	**2.15%**	**20,593**	**847**	**3.95%**	**21,440**	**100.00%**

Distribution of Preferences

Preference Distribution	* KATTER Robbie Votes	%	BIRD Ronald Votes	%	SCRIVEN Craig Votes	%	ISAACS Sarah Votes	%	SLADE Danielle Votes	%	RELPH Peter Votes	%	Votes remaining in count	Exhausted Votes	%	Total Formal Votes
First Preference Votes	13,638	66.23%	2,071	10.06%	342	1.66%	683	3.32%	3,416	16.59%	443	2.15%	20,593			20,593
SCRIVEN Excluded (1st)	**86**	**25.15%**	**41**	**11.99%**			**150**	**43.86%**	**48**	**14.04%**	**17**	**4.97%**	**342**	**0**	**0.00%**	**342**
Total	13,724	66.64%	2,112	10.26%			833	4.05%	3,464	16.82%	460	2.23%	20,593	0	0.00%	20,593
RELPH Excluded (2nd)	**83**	**18.04%**	**51**	**11.09%**			**89**	**19.35%**	**237**	**51.52%**			**460**	**0**	**0.00%**	**460**
Total	13,807	67.05%	2,163	10.50%			922	4.48%	3,701	17.97%			20,593	0	0.00%	20,593
ISAACS Excluded (3rd)	**457**	**49.57%**	**160**	**17.35%**					**305**	**33.08%**			**922**	**0**	**0.00%**	**922**
Total	14,264	69.27%	2,323	11.28%					4,006	19.45%			20,593	0	0.00%	20,593
BIRD Excluded (4th)	**1,899**	**81.75%**							**424**	**18.25%**			**2,323**	**0**	**0.00%**	**2,323**
District Total	**16,163**	**78.49%**							**4,430**	**21.51%**			**20,593**	**0**	**0.00%**	**20,593**

*** Indicates the winner**

90 - Electoral District of Warrego

First Preference Votes Polled for each Candidate at each Polling Booth

Booth No.	Polling Booth	MAZLIN Ian GRN Votes	%	* LEAHY Ann LNP Votes	%	BAMBERRY Sandra Votes	%	O'BRIEN Mark ALP Votes	%	LOUGHNAN Rob KAP Votes	%	STONE Mark Votes	%	Total Formal Votes	Informal Votes	%	Total Votes	% of Total Votes
1	Augathella	3	1.61%	83	44.62%	4	2.15%	53	28.49%	38	20.43%	5	2.69%	186	7	3.63%	193	0.74%
2	Bollon	2	2.13%	53	56.38%	1	1.06%	23	24.47%	14	14.89%	1	1.06%	94	5	5.05%	99	0.38%
3	Charleville	20	3.43%	199	34.13%	10	1.72%	199	34.13%	142	24.36%	13	2.23%	583	23	3.80%	606	2.31%
4	Charleville High	2	1.12%	52	29.21%	1	0.56%	76	42.70%	43	24.16%	4	2.25%	178	5	2.73%	183	0.70%
5	Condamine	1	0.72%	76	55.07%	4	2.90%	13	9.42%	38	27.54%	6	4.35%	138	1	0.72%	139	0.53%
6	Cunnamulla	11	3.64%	116	38.41%	3	0.99%	139	46.03%	27	8.94%	6	1.99%	302	8	2.58%	310	1.18%
7	Dalby	69	5.08%	548	40.38%	59	4.35%	366	26.97%	205	15.11%	110	8.11%	1,357	69	4.84%	1,426	5.45%
8	Dalby North	48	4.27%	519	46.22%	31	2.76%	269	23.95%	205	18.25%	51	4.54%	1,123	49	4.18%	1,172	4.48%
9	Dalby South	66	5.33%	523	42.25%	52	4.20%	308	24.88%	235	18.98%	54	4.36%	1,238	58	4.48%	1,296	4.95%
10	Dalby West	49	3.89%	573	45.44%	51	4.04%	269	21.33%	276	21.89%	43	3.41%	1,261	56	4.25%	1,317	5.03%
11	Dirranbandi	6	3.08%	96	49.23%	4	2.05%	52	26.67%	27	13.85%	10	5.13%	195	9	4.41%	204	0.78%
12	Dulacca	1	1.23%	41	50.62%	8	9.88%	5	6.17%	26	32.10%	0	0.00%	81	1	1.22%	82	0.31%
13	Eulo	0	0.00%	10	50.00%	0	0.00%	2	10.00%	7	35.00%	1	5.00%	20	0	0.00%	20	0.08%
14	Hebel	0	0.00%	26	74.29%	1	2.86%	3	8.57%	2	5.71%	3	8.57%	35	0	0.00%	35	0.13%
15	Inglestone	1	2.86%	19	54.29%	0	0.00%	4	11.43%	10	28.57%	1	2.86%	35	1	2.78%	36	0.14%
16	Injune	1	0.63%	68	43.04%	0	0.00%	18	11.39%	70	44.30%	1	0.63%	158	2	1.25%	160	0.61%
17	Kaimkillenbun	2	1.37%	92	63.01%	7	4.79%	17	11.64%	20	13.70%	8	5.48%	146	5	3.31%	151	0.58%
18	Kogan	6	5.83%	22	21.36%	18	17.48%	21	20.39%	31	30.10%	5	4.85%	103	6	5.50%	109	0.42%
19	Macalister	3	3.37%	53	59.55%	0	0.00%	6	6.74%	26	29.21%	1	1.12%	89	6	6.32%	95	0.36%
20	Meandarra	2	1.90%	66	62.86%	4	3.81%	8	7.62%	21	20.00%	4	3.81%	105	4	3.67%	109	0.42%
21	Mitchell	23	4.82%	209	43.82%	11	2.31%	129	27.04%	94	19.71%	11	2.31%	477	30	5.92%	507	1.94%
22	Moonie	2	3.17%	37	58.73%	1	1.59%	6	9.52%	14	22.22%	3	4.76%	63	2	3.08%	65	0.25%
23	Morven	2	1.83%	60	55.05%	2	1.83%	16	14.68%	23	21.10%	6	5.50%	109	2	1.80%	111	0.42%
24	Muckadilla	2	4.55%	21	47.73%	0	0.00%	2	4.55%	19	43.18%	0	0.00%	44	0	0.00%	44	0.17%
25	Mungallala	2	8.33%	10	41.67%	0	0.00%	1	4.17%	10	41.67%	1	4.17%	24	0	0.00%	24	0.09%
26	Mungindi	5	9.43%	28	52.83%	1	1.89%	8	15.09%	9	16.98%	2	3.77%	53	1	1.85%	54	0.21%
27	Quilpie	7	2.93%	105	43.93%	3	1.26%	63	26.36%	56	23.43%	5	2.09%	239	10	4.02%	249	0.95%
28	Roma	28	3.50%	334	41.70%	11	1.37%	153	19.10%	251	31.34%	24	3.00%	801	15	1.84%	816	3.12%
29	Roma School	40	2.69%	599	40.34%	31	2.09%	322	21.68%	449	30.24%	44	2.96%	1,485	64	4.13%	1,549	5.91%
30	St George	21	2.44%	457	53.14%	13	1.51%	237	27.56%	115	13.37%	17	1.98%	860	76	8.12%	936	3.57%
31	Surat	5	1.89%	122	46.21%	12	4.55%	60	22.73%	56	21.21%	9	3.41%	264	11	4.00%	275	1.05%
32	Tara	30	4.69%	237	37.03%	45	7.03%	174	27.19%	98	15.31%	56	8.75%	640	36	5.33%	676	2.58%
33	Thallon	1	1.47%	38	55.88%	2	2.94%	16	23.53%	11	16.18%	0	0.00%	68	4	5.56%	72	0.27%
34	Thargomindah	2	1.92%	35	33.65%	3	2.88%	47	45.19%	14	13.46%	3	2.88%	104	1	0.95%	105	0.40%
35	The Gums	1	1.41%	51	71.83%	1	1.41%	2	2.82%	16	22.54%	0	0.00%	71	1	1.39%	72	0.27%
36	Wallumbilla	2	0.85%	154	65.81%	2	0.85%	21	8.97%	49	20.94%	6	2.56%	234	14	5.65%	248	0.95%
37	Wyandra	0	0.00%	8	61.54%	0	0.00%	2	15.38%	3	23.08%	0	0.00%	13	0	0.00%	13	0.05%
38	Yuleba	2	1.39%	83	57.64%	1	0.69%	18	12.50%	35	24.31%	5	3.47%	144	5	3.36%	149	0.57%
39	Brisbane CBD All-Districts Centre	1	12.50%	4	50.00%	0	0.00%	2	25.00%	1	12.50%	0	0.00%	8	0	0.00%	8	0.03%
40	Bundaberg All-Districts Centre	0	0.00%	0	0.00%	0	0.00%	1	100.00%	0	0.00%	0	0.00%	1	0	0.00%	1	0.00%
41	Burleigh All-Districts Centre	0	0.00%	0	0.00%	0	0.00%	0	0.00%	0	0.00%	1	100.00%	1	0	0.00%	1	0.00%
42	Cairns All-Districts Centre	0	0.00%	0	0.00%	0	0.00%	0	0.00%	0	0.00%	0	0.00%	0	0	0.00%	0	0.00%
43	East Brisbane All-Districts Centre	0	0.00%	0	0.00%	0	0.00%	0	0.00%	4	100.00%	0	0.00%	4	0	0.00%	4	0.02%
44	Hervey Bay All-Districts Centre	0	0.00%	0	0.00%	0	0.00%	0	0.00%	1	50.00%	1	50.00%	2	0	0.00%	2	0.01%
45	Mackay All-Districts Centre	0	0.00%	0	0.00%	0	0.00%	0	0.00%	0	0.00%	0	0.00%	0	0	0.00%	0	0.00%
46	Maroochydore All-Districts Centre	0	0.00%	0	0.00%	0	0.00%	0	0.00%	0	0.00%	0	0.00%	0	0	0.00%	0	0.00%
47	Morayfield All-Districts Centre	0	0.00%	0	0.00%	0	0.00%	0	0.00%	0	0.00%	0	0.00%	0	0	0.00%	0	0.00%
48	Noosa All-Districts Centre	0	0.00%	1	100.00%	0	0.00%	0	0.00%	0	0.00%	0	0.00%	1	0	0.00%	1	0.00%
49	Oodgeroo All-Districts Centre	0	0.00%	0	0.00%	0	0.00%	0	0.00%	0	0.00%	0	0.00%	0	0	0.00%	0	0.00%
50	Redcliffe All-Districts Centre	0	0.00%	0	0.00%	0	0.00%	0	0.00%	0	0.00%	0	0.00%	0	0	0.00%	0	0.00%
51	Southport All-Districts Centre	0	0.00%	0	0.00%	0	0.00%	0	0.00%	0	0.00%	0	0.00%	0	0	0.00%	0	0.00%
52	Telephone Voting	0	0.00%	2	40.00%	0	0.00%	0	0.00%	2	40.00%	1	20.00%	5	0	0.00%	5	0.02%
53	Townsville All-Districts Centre	0	0.00%	0	0.00%	0	0.00%	0	0.00%	0	0.00%	0	0.00%	0	0	0.00%	0	0.00%
54	Vulture Street All-Districts Centre	0	0.00%	1	33.33%	0	0.00%	1	33.33%	1	33.33%	0	0.00%	3	0	0.00%	3	0.01%
55	Woolloongabba All-Districts Centre	0	0.00%	0	0.00%	0	0.00%	0	0.00%	0	0.00%	0	0.00%	0	0	0.00%	0	0.00%
56	Brisbane CBD All-Districts Centre Pre-Poll	2	10.53%	4	21.05%	0	0.00%	9	47.37%	4	21.05%	0	0.00%	19	1	5.00%	20	0.08%
57	Bundaberg All-Districts Centre Pre-Poll	0	0.00%	2	40.00%	0	0.00%	2	40.00%	1	20.00%	0	0.00%	5	0	0.00%	5	0.02%
58	Burleigh All-Districts Centre Pre-Poll	1	14.29%	6	85.71%	0	0.00%	0	0.00%	0	0.00%	0	0.00%	7	0	0.00%	7	0.03%
59	Cairns All-Districts Centre Pre-Poll	0	0.00%	1	25.00%	0	0.00%	2	50.00%	1	25.00%	0	0.00%	4	0	0.00%	4	0.02%
60	Electoral Visit	10	4.15%	115	47.72%	7	2.90%	81	33.61%	23	9.54%	5	2.07%	241	5	2.03%	246	0.94%
61	Hervey Bay All-Districts Centre Pre-poll	0	0.00%	2	28.57%	0	0.00%	2	28.57%	3	42.86%	0	0.00%	7	0	0.00%	7	0.03%
62	Mackay All-Districts Centre Pre-Poll	0	0.00%	0	0.00%	0	0.00%	2	66.67%	1	33.33%	0	0.00%	3	1	25.00%	4	0.02%
63	Maroochydore All-Districts Centre Pre-Poll	0	0.00%	5	62.50%	0	0.00%	3	37.50%	0	0.00%	0	0.00%	8	0	0.00%	8	0.03%
64	Morayfield All-Districts Centre Pre-poll	0	0.00%	1	100.00%	0	0.00%	0	0.00%	0	0.00%	0	0.00%	1	0	0.00%	1	0.00%
65	Noosa All-Districts Centre Pre-Poll	0	0.00%	1	50.00%	0	0.00%	0	0.00%	1	50.00%	0	0.00%	2	0	0.00%	2	0.01%
66	Oodgeroo All-Districts Centre Pre-Poll	0	0.00%	0	0.00%	0	0.00%	3	100.00%	0	0.00%	0	0.00%	3	0	0.00%	3	0.01%
67	Redcliffe All-Districts Centre Pre-Poll	0	0.00%	1	25.00%	2	50.00%	0	0.00%	1	25.00%	0	0.00%	4	1	20.00%	5	0.02%
68	Southport All-Districts Centre Pre-Poll	0	0.00%	1	50.00%	1	50.00%	0	0.00%	0	0.00%	0	0.00%	2	0	0.00%	2	0.01%
69	Telephone Voting - Pre-poll	1	11.11%	5	55.56%	0	0.00%	1	11.11%	2	22.22%	0	0.00%	9	0	0.00%	9	0.03%
70	Townsville All-Districts Centre Pre-Poll	1	12.50%	2	25.00%	0	0.00%	5	62.50%	0	0.00%	0	0.00%	8	0	0.00%	8	0.03%
71	eAssist - Coorparoo Pre-Poll	0	0.00%	0	0.00%	0	0.00%	0	0.00%	1	100.00%	0	0.00%	1	0	0.00%	1	0.00%
72	Charleville Pre-Poll	32	3.57%	300	33.48%	11	1.23%	391	43.64%	144	16.07%	18	2.01%	896	34	3.66%	930	3.55%
73	Cunnamulla Pre-Poll	10	4.46%	70	31.25%	4	1.79%	111	49.55%	27	12.05%	2	0.89%	224	15	6.28%	239	0.91%
74	Injune Pre-Poll	1	1.01%	50	50.51%	2	2.02%	7	7.07%	37	37.37%	2	2.02%	99	4	3.88%	103	0.39%
75	Roma Pre-Poll	26	2.07%	582	46.30%	24	1.91%	268	21.32%	334	26.57%	23	1.83%	1,257	41	3.16%	1,298	4.96%
76	St George Pre-Poll	10	2.16%	229	49.46%	12	2.59%	131	28.29%	67	14.47%	14	3.02%	463	12	2.53%	475	1.81%
77	Tara Pre-Poll	2	1.60%	54	43.20%	15	12.00%	22	17.60%	25	20.00%	7	5.60%	125	6	4.58%	131	0.50%

78	Returning Officer Warrego Pre-Poll	50	3.22%	885	56.95%	45	2.90%	235	15.12%	289	18.60%	50	3.22%	1,554	25	1.58%	1,579	6.03%
79	Returning Officer Algester Pre-Poll	0	0.00%	0	0.00%	0	0.00%	0	0.00%	0	0.00%	0	0.00%	0	0	0.00%	0	0.00%
80	Returning Officer Aspley Pre-Poll	0	0.00%	0	0.00%	0	0.00%	0	0.00%	0	0.00%	0	0.00%	0	0	0.00%	0	0.00%
81	Returning Officer Bancroft Pre-Poll	0	0.00%	0	0.00%	0	0.00%	0	0.00%	0	0.00%	0	0.00%	0	0	0.00%	0	0.00%
82	Returning Officer Barron River Pre-Poll	0	0.00%	0	0.00%	0	0.00%	1	50.00%	1	50.00%	0	0.00%	2	0	0.00%	2	0.01%
83	Returning Officer Bonney Pre-Poll	0	0.00%	0	0.00%	0	0.00%	0	0.00%	0	0.00%	0	0.00%	0	0	0.00%	0	0.00%
84	Returning Officer Broadwater Pre-Poll	1	33.33%	1	33.33%	0	0.00%	0	0.00%	1	33.33%	0	0.00%	3	0	0.00%	3	0.01%
85	Returning Officer Buderim Pre-Poll	0	0.00%	0	0.00%	0	0.00%	0	0.00%	0	0.00%	0	0.00%	0	1	0.00%	1	0.00%
86	Returning Officer Bulimba Pre-Poll	0	0.00%	0	0.00%	0	0.00%	0	0.00%	0	0.00%	0	0.00%	0	0	0.00%	0	0.00%
87	Returning Officer Bundaberg Pre-Poll	0	0.00%	0	0.00%	0	0.00%	0	0.00%	0	0.00%	0	0.00%	0	0	0.00%	0	0.00%
88	Returning Officer Bundamba Pre-Poll	0	0.00%	0	0.00%	0	0.00%	0	0.00%	0	0.00%	0	0.00%	0	0	0.00%	0	0.00%
89	Returning Officer Burdekin Pre-Poll	0	0.00%	0	0.00%	0	0.00%	0	0.00%	0	0.00%	0	0.00%	0	0	0.00%	0	0.00%
90	Returning Officer Burleigh Pre-Poll	0	0.00%	0	0.00%	0	0.00%	0	0.00%	0	0.00%	0	0.00%	0	0	0.00%	0	0.00%
91	Returning Officer Burnett Pre-Poll	0	0.00%	0	0.00%	0	0.00%	0	0.00%	0	0.00%	0	0.00%	0	0	0.00%	0	0.00%
92	Returning Officer Cairns Pre-Poll	0	0.00%	0	0.00%	0	0.00%	0	0.00%	0	0.00%	0	0.00%	0	0	0.00%	0	0.00%
93	Returning Officer Callide Pre-Poll	0	0.00%	0	0.00%	0	0.00%	0	0.00%	0	0.00%	0	0.00%	0	0	0.00%	0	0.00%
94	Returning Officer Caloundra Pre-Poll	1	20.00%	2	40.00%	1	20.00%	1	20.00%	0	0.00%	0	0.00%	5	0	0.00%	5	0.02%
95	Returning Officer Capalaba Pre-Poll	0	0.00%	0	0.00%	0	0.00%	1	100.00%	0	0.00%	0	0.00%	1	0	0.00%	1	0.00%
96	Returning Officer Chatsworth Pre-Poll	0	0.00%	0	0.00%	0	0.00%	0	0.00%	0	0.00%	0	0.00%	0	0	0.00%	0	0.00%
97	Returning Officer Clayfield Pre-Poll	0	0.00%	1	100.00%	0	0.00%	0	0.00%	0	0.00%	0	0.00%	1	0	0.00%	1	0.00%
98	Returning Officer Condamine Pre-Poll	0	0.00%	2	22.22%	1	11.11%	0	0.00%	4	44.44%	2	22.22%	9	0	0.00%	9	0.03%
99	Returning Officer Cook Pre-Poll	0	0.00%	1	100.00%	0	0.00%	0	0.00%	0	0.00%	0	0.00%	1	0	0.00%	1	0.00%
100	Returning Officer Coomera Pre-Poll	0	0.00%	0	0.00%	0	0.00%	0	0.00%	0	0.00%	0	0.00%	0	0	0.00%	0	0.00%
101	Returning Officer Cooper Pre-Poll	0	0.00%	1	50.00%	0	0.00%	0	0.00%	1	50.00%	0	0.00%	2	0	0.00%	2	0.01%
102	Returning Officer Currumbin Pre-Poll	0	0.00%	0	0.00%	0	0.00%	1	100.00%	0	0.00%	0	0.00%	1	0	0.00%	1	0.00%
103	Returning Officer Everton Pre-Poll	0	0.00%	0	0.00%	0	0.00%	0	0.00%	0	0.00%	0	0.00%	0	0	0.00%	0	0.00%
104	Returning Officer Ferny Grove Pre-Poll	0	0.00%	0	0.00%	0	0.00%	0	0.00%	0	0.00%	0	0.00%	0	0	0.00%	0	0.00%
105	Returning Officer Gaven Pre-Poll	0	0.00%	0	0.00%	0	0.00%	0	0.00%	0	0.00%	0	0.00%	0	0	0.00%	0	0.00%
106	Returning Officer Gladstone Pre-Poll	0	0.00%	2	66.67%	0	0.00%	1	33.33%	0	0.00%	0	0.00%	3	1	25.00%	4	0.02%
107	Returning Officer Glass House Pre-Poll	0	0.00%	2	40.00%	0	0.00%	2	40.00%	1	20.00%	0	0.00%	5	0	0.00%	5	0.02%
108	Returning Officer Greenslopes Pre-Poll	0	0.00%	0	0.00%	0	0.00%	0	0.00%	0	0.00%	0	0.00%	0	0	0.00%	0	0.00%
109	Returning Officer Gregory Pre-Poll	0	0.00%	2	100.00%	0	0.00%	0	0.00%	0	0.00%	0	0.00%	2	0	0.00%	2	0.01%
110	Returning Officer Gympie Pre-Poll	1	25.00%	1	25.00%	0	0.00%	0	0.00%	1	25.00%	1	25.00%	4	0	0.00%	4	0.02%
111	Returning Officer Hervey Bay Pre-Poll	0	0.00%	0	0.00%	0	0.00%	0	0.00%	0	0.00%	0	0.00%	0	0	0.00%	0	0.00%
112	Returning Officer Hill Pre-Poll	0	0.00%	0	0.00%	0	0.00%	0	0.00%	0	0.00%	0	0.00%	0	0	0.00%	0	0.00%
113	Returning Officer Hinchinbrook Pre-Poll	0	0.00%	1	100.00%	0	0.00%	0	0.00%	0	0.00%	0	0.00%	1	0	0.00%	1	0.00%
114	Returning Officer Inala Pre-Poll	0	0.00%	0	0.00%	0	0.00%	0	0.00%	0	0.00%	0	0.00%	0	0	0.00%	0	0.00%
115	Returning Officer Ipswich Pre-Poll	0	0.00%	2	66.67%	0	0.00%	1	33.33%	0	0.00%	0	0.00%	3	0	0.00%	3	0.01%
116	Returning Officer Ipswich West Pre-Poll	0	0.00%	0	0.00%	0	0.00%	0	0.00%	0	0.00%	0	0.00%	0	0	0.00%	0	0.00%
117	Returning Officer Jordan Pre-Poll	0	0.00%	0	0.00%	0	0.00%	0	0.00%	0	0.00%	0	0.00%	0	0	0.00%	0	0.00%
118	Returning Officer Kawana Pre-Poll	0	0.00%	3	42.86%	0	0.00%	0	0.00%	4	57.14%	0	0.00%	7	1	12.50%	8	0.03%
119	Returning Officer Keppel Pre-Poll	0	0.00%	0	0.00%	0	0.00%	0	0.00%	0	0.00%	0	0.00%	0	0	0.00%	0	0.00%
120	Returning Officer Kurwongbah Pre-Poll	0	0.00%	0	0.00%	0	0.00%	0	0.00%	0	0.00%	0	0.00%	0	0	0.00%	0	0.00%
121	Returning Officer Lockyer Pre-Poll	0	0.00%	3	60.00%	1	20.00%	0	0.00%	0	0.00%	1	20.00%	5	0	0.00%	5	0.02%
122	Returning Officer Logan Pre-Poll	0	0.00%	0	0.00%	0	0.00%	0	0.00%	0	0.00%	0	0.00%	0	0	0.00%	0	0.00%
123	Returning Officer Lytton Pre-Poll	0	0.00%	1	33.33%	0	0.00%	1	33.33%	0	0.00%	1	33.33%	3	0	0.00%	3	0.01%
124	Returning Officer Macalister Pre-Poll	0	0.00%	0	0.00%	0	0.00%	0	0.00%	0	0.00%	0	0.00%	0	0	0.00%	0	0.00%
125	Returning Officer Mackay Pre-Poll	0	0.00%	0	0.00%	0	0.00%	0	0.00%	0	0.00%	0	0.00%	0	0	0.00%	0	0.00%
126	Returning Officer Maiwar Pre-Poll	0	0.00%	2	40.00%	1	20.00%	0	0.00%	2	40.00%	0	0.00%	5	0	0.00%	5	0.02%
127	Returning Officer Mansfield Pre-Poll	0	0.00%	1	100.00%	0	0.00%	0	0.00%	0	0.00%	0	0.00%	1	0	0.00%	1	0.00%
128	Returning Officer Maroochydore Pre-Poll	0	0.00%	0	0.00%	0	0.00%	0	0.00%	0	0.00%	0	0.00%	0	0	0.00%	0	0.00%
129	Returning Officer Maryborough Pre-Poll	0	0.00%	0	0.00%	0	0.00%	0	0.00%	3	75.00%	1	25.00%	4	0	0.00%	4	0.02%
130	Returning Officer Mcconnel Pre-Poll	0	0.00%	0	0.00%	0	0.00%	0	0.00%	0	0.00%	0	0.00%	0	0	0.00%	0	0.00%
131	Returning Officer Mermaid Beach Pre-Poll	0	0.00%	0	0.00%	0	0.00%	1	100.00%	0	0.00%	0	0.00%	1	0	0.00%	1	0.00%
132	Returning Officer Miller Pre-Poll	1	100.00%	0	0.00%	0	0.00%	0	0.00%	0	0.00%	0	0.00%	1	0	0.00%	1	0.00%
133	Returning Officer Mirani Pre-Poll	0	0.00%	0	0.00%	0	0.00%	0	0.00%	0	0.00%	0	0.00%	0	0	0.00%	0	0.00%
134	Returning Officer Moggill Pre-Poll	0	0.00%	1	100.00%	0	0.00%	0	0.00%	0	0.00%	0	0.00%	1	0	0.00%	1	0.00%
135	Returning Officer Morayfield Pre-Poll	0	0.00%	0	0.00%	0	0.00%	0	0.00%	0	0.00%	0	0.00%	0	0	0.00%	0	0.00%
136	Returning Officer Mount Ommaney Pre-Poll	1	25.00%	0	0.00%	0	0.00%	1	25.00%	2	50.00%	0	0.00%	4	0	0.00%	4	0.02%
137	Returning Officer Mudgeeraba Pre-Poll	0	0.00%	0	0.00%	0	0.00%	0	0.00%	0	0.00%	0	0.00%	0	0	0.00%	0	0.00%
138	Returning Officer Mulgrave Pre-Poll	0	0.00%	0	0.00%	0	0.00%	0	0.00%	0	0.00%	0	0.00%	0	0	0.00%	0	0.00%
139	Returning Officer Mundingburra Pre-Poll	0	0.00%	0	0.00%	0	0.00%	0	0.00%	0	0.00%	0	0.00%	0	0	0.00%	0	0.00%
140	Returning Officer Murrumba Pre-Poll	0	0.00%	1	100.00%	0	0.00%	0	0.00%	0	0.00%	0	0.00%	1	0	0.00%	1	0.00%
141	Returning Officer Nanango Pre-Poll	0	0.00%	1	33.33%	1	33.33%	1	33.33%	0	0.00%	0	0.00%	3	0	0.00%	3	0.01%
142	Returning Officer Nicklin Pre-Poll	0	0.00%	2	100.00%	0	0.00%	0	0.00%	0	0.00%	0	0.00%	2	0	0.00%	2	0.01%
143	Returning Officer Ninderry Pre-Poll	0	0.00%	0	0.00%	0	0.00%	0	0.00%	0	0.00%	0	0.00%	0	0	0.00%	0	0.00%
144	Returning Officer Noosa Pre-Poll	0	0.00%	0	0.00%	0	0.00%	0	0.00%	0	0.00%	0	0.00%	0	0	0.00%	0	0.00%
145	Returning Officer Nudgee Pre-Poll	0	0.00%	0	0.00%	0	0.00%	0	0.00%	0	0.00%	0	0.00%	0	0	0.00%	0	0.00%
146	Returning Officer Oodgeroo Pre-Poll	0	0.00%	0	0.00%	0	0.00%	0	0.00%	0	0.00%	0	0.00%	0	0	0.00%	0	0.00%
147	Returning Officer Pine Rivers Pre-Poll	0	0.00%	1	50.00%	0	0.00%	0	0.00%	1	50.00%	0	0.00%	2	0	0.00%	2	0.01%
148	Returning Officer Pumicestone Pre-Poll	0	0.00%	0	0.00%	0	0.00%	0	0.00%	0	0.00%	0	0.00%	0	0	0.00%	0	0.00%
149	Returning Officer Redcliffe Pre-Poll	0	0.00%	0	0.00%	0	0.00%	0	0.00%	0	0.00%	0	0.00%	0	0	0.00%	0	0.00%
150	Returning Officer Redlands Pre-Poll	0	0.00%	0	0.00%	0	0.00%	0	0.00%	1	100.00%	0	0.00%	1	0	0.00%	1	0.00%
151	Returning Officer Rockhampton Pre-Poll	0	0.00%	1	25.00%	0	0.00%	2	50.00%	1	25.00%	0	0.00%	4	0	0.00%	4	0.02%
152	Returning Officer Sandgate Pre-Poll	0	0.00%	0	0.00%	0	0.00%	0	0.00%	0	0.00%	0	0.00%	0	0	0.00%	0	0.00%
153	Returning Officer Scenic Rim Pre-Poll	0	0.00%	0	0.00%	0	0.00%	0	0.00%	0	0.00%	0	0.00%	0	0	0.00%	0	0.00%
154	Returning Officer South Brisbane Pre-Poll	0	0.00%	0	0.00%	0	0.00%	0	0.00%	0	0.00%	0	0.00%	0	0	0.00%	0	0.00%
155	Returning Officer Southern Downs Pre-Poll	1	8.33%	7	58.33%	0	0.00%	1	8.33%	3	25.00%	0	0.00%	12	1	7.69%	13	0.05%
156	Returning Officer Southport Pre-Poll	0	0.00%	0	0.00%	0	0.00%	0	0.00%	0	0.00%	0	0.00%	0	0	0.00%	0	0.00%
157	Returning Officer Springwood Pre-Poll	0	0.00%	3	75.00%	0	0.00%	0	0.00%	1	25.00%	0	0.00%	4	0	0.00%	4	0.02%
158	Returning Officer Stafford Pre-Poll	0	0.00%	0	0.00%	0	0.00%	0	0.00%	0	0.00%	0	0.00%	0	0	0.00%	0	0.00%
159	Returning Officer Stretton Pre-Poll	0	0.00%	1	100.00%	0	0.00%	0	0.00%	0	0.00%	0	0.00%	1	0	0.00%	1	0.00%
160	Returning Officer Surfers Paradise Pre-Poll	0	0.00%	0	0.00%	0	0.00%	0	0.00%	0	0.00%	0	0.00%	0	0	0.00%	0	0.00%
161	Returning Officer Theodore Pre-Poll	0	0.00%	1	100.00%	0	0.00%	0	0.00%	0	0.00%	0	0.00%	1	0	0.00%	1	0.00%
162	Returning Officer Thuringowa Pre-Poll	0	0.00%	0	0.00%	0	0.00%	0	0.00%	0	0.00%	0	0.00%	0	0	0.00%	0	0.00%
163	Returning Officer Toohey Pre-Poll	0	0.00%	0	0.00%	0	0.00%	0	0.00%	0	0.00%	0	0.00%	0	1	0.00%	1	0.00%

164	Returning Officer Toowoomba North Pre-Poll	0	0.00%	26	59.09%	1	2.27%	9	20.45%	8	18.18%	0	0.00%	44	1	2.22%	45	0.17%
165	Returning Officer Toowoomba South Pre-Poll	1	5.26%	10	52.63%	1	5.26%	4	21.05%	3	15.79%	0	0.00%	19	1	5.00%	20	0.08%
166	Returning Officer Townsville Pre-Poll	0	0.00%	0	0.00%	0	0.00%	0	0.00%	0	0.00%	0	0.00%	0	0	0.00%	0	0.00%
167	Returning Officer Traeger Pre-Poll	0	0.00%	0	0.00%	0	0.00%	0	0.00%	0	0.00%	0	0.00%	0	0	0.00%	0	0.00%
168	Returning Officer Waterford Pre-Poll	0	0.00%	0	0.00%	0	0.00%	0	0.00%	0	0.00%	0	0.00%	0	0	0.00%	0	0.00%
169	Returning Officer Whitsunday Pre-Poll	0	0.00%	0	0.00%	0	0.00%	1	100.00%	0	0.00%	0	0.00%	1	0	0.00%	1	0.00%
170	Returning Officer Woodridge Pre-Poll	0	0.00%	0	0.00%	0	0.00%	0	0.00%	1	100.00%	0	0.00%	1	0	0.00%	1	0.00%
	Polling Booth Totals	**622**	**3.41%**	**8,230**	**45.08%**	**527**	**2.89%**	**4,436**	**24.30%**	**3,794**	**20.78%**	**649**	**3.55%**	**18,258**	**739**	**3.89%**	**18,997**	**72.54%**
	Postal, Special Postal, Unenrolled Votes	71	1.38%	3,009	58.39%	124	2.41%	646	12.54%	1,182	22.94%	121	2.35%	5,153	276	5.08%	5,429	20.73%
	Pre-Poll (In Person) Absent Votes	5	3.50%	68	47.55%	7	4.90%	23	16.08%	31	21.68%	9	6.29%	143	5	3.38%	148	0.57%
	Polling Day Absent Votes	70	5.08%	576	41.77%	68	4.93%	295	21.39%	291	21.10%	79	5.73%	1,379	70	4.83%	1,449	5.53%
	Declared Institution Votes	2	6.90%	12	41.38%	1	3.45%	13	44.83%	0	0.00%	1	3.45%	29	1	3.33%	30	0.11%
	Polling Day Declaration Votes	5	3.94%	54	42.52%	5	3.94%	28	22.05%	31	24.41%	4	3.15%	127	9	6.62%	136	0.52%
	Uncertain Identity	0	0.00%	0	0.00%	0	0.00%	0	0.00%	0	0.00%	0	0.00%	0	0	0.00%	0	0.00%
	Declaration and Pre-Poll Votes Totals	**153**	**2.24%**	**3,719**	**54.44%**	**205**	**3.00%**	**1,005**	**14.71%**	**1,535**	**22.47%**	**214**	**3.13%**	**6,831**	**361**	**5.02%**	**7,192**	**27.46%**
	Total First Preference Votes	**775**	**3.09%**	**11,949**	**47.63%**	**732**	**2.92%**	**5,441**	**21.69%**	**5,329**	**21.24%**	**863**	**3.44%**	**25,089**	**1,100**	**4.20%**	**26,189**	**100.00%**

Distribution of Preferences

	MAZLIN Ian		* LEAHY Ann		BAMBERRY Sandra		O'BRIEN Mark		LOUGHNAN Rob		STONE Mark		Votes remaining in count	Exhausted		Total Formal Votes
Preference Distribution	**Votes**	**%**	**Votes**	**%**	**Votes**	**%**	**Votes**	**%**	**Votes**	**%**	**Votes**	**%**		**Votes**	**%**	
First Preference Votes	775	3.09%	11,949	47.63%	732	2.92%	5,441	21.69%	5,329	21.24%	863	3.44%	25,089			25,089
BAMBERRY Excluded (1st)	**63**	**8.61%**	**119**	**16.26%**			**87**	**11.89%**	**156**	**21.31%**	**307**	**41.94%**	**732**	**0**	**0.00%**	**732**
Total	838	3.34%	12,068	48.10%			5,528	22.03%	5,485	21.86%	1,170	4.66%	25,089	0	0.00%	25,089
MAZLIN Excluded (2nd)			**290**	**34.61%**			**246**	**29.36%**	**118**	**14.08%**	**184**	**21.96%**	**838**	**0**	**0.00%**	**838**
Total			12,358	49.26%			5,774	23.01%	5,603	22.33%	1,354	5.40%	25,089	0	0.00%	25,089
STONE Excluded (3rd)			**358**	**26.44%**			**258**	**19.05%**	**738**	**54.51%**			**1,354**	**0**	**0.00%**	**1,354**
Total			12,716	50.68%			6,032	24.04%	6,341	25.27%			25,089	0	0.00%	25,089
O'BRIEN Excluded (4th)			**2,201**	**36.49%**					**3,831**	**63.51%**			**6,032**	**0**	**0.00%**	**6,032**
District Total			**14,917**	**59.46%**					**10,172**	**40.54%**			**25,089**	**0**	**0.00%**	**25,089**

*** Indicates the winner**

91 - Electoral District of Waterford

First Preference Votes Polled for each Candidate at each Polling Booth

Booth No.	Polling Booth	WESTGUARD Felicity LNP Votes	%	McKENZIE McKINNON Lee Votes	%	MILLER Kim ONP Votes	%	* FENTIMAN Shannon ALP Votes	%	PETERSEN Kirsty GRN Votes	%	Total Formal Votes	Informal Votes	%	Total Votes	% of Total Votes
1	Beenleigh Central	18	20.00%	6	6.67%	17	18.89%	40	44.44%	9	10.00%	90	11	10.89%	101	0.36%
2	Bethania	342	18.10%	79	4.18%	394	20.85%	963	50.95%	112	5.93%	1,890	122	6.06%	2,012	7.22%
3	Daisy Hill	91	25.42%	19	5.31%	69	19.27%	140	39.11%	39	10.89%	358	20	5.29%	378	1.36%
4	Edens Landing	13	12.75%	5	4.90%	30	29.41%	46	45.10%	8	7.84%	102	5	4.67%	107	0.38%
5	Eight Mile Plains	235	25.85%	36	3.96%	115	12.65%	455	50.06%	68	7.48%	909	63	6.48%	972	3.49%
6	Kingston	50	12.50%	17	4.25%	91	22.75%	208	52.00%	34	8.50%	400	33	7.62%	433	1.55%
7	Kuraby	179	27.37%	10	1.53%	66	10.09%	338	51.68%	61	9.33%	654	32	4.66%	686	2.46%
8	Logan Reserve	84	16.12%	21	4.03%	126	24.18%	251	48.18%	39	7.49%	521	32	5.79%	553	1.98%
9	Loganholme	569	20.66%	110	3.99%	613	22.26%	1,265	45.93%	197	7.15%	2,754	166	5.68%	2,920	10.47%
10	Loganlea	178	16.76%	37	3.48%	217	20.43%	565	53.20%	65	6.12%	1,062	67	5.93%	1,129	4.05%
11	Mabel Park	197	13.27%	54	3.64%	303	20.42%	807	54.38%	123	8.29%	1,484	106	6.67%	1,590	5.70%
12	Marsden	166	13.66%	62	5.10%	268	22.06%	644	53.00%	75	6.17%	1,215	112	8.44%	1,327	4.76%
13	Meadowbrook	162	23.34%	17	2.45%	132	19.02%	321	46.25%	62	8.93%	694	31	4.28%	725	2.60%
14	Shailer Park	56	19.86%	11	3.90%	46	16.31%	122	43.26%	47	16.67%	282	14	4.73%	296	1.06%
15	Springwood Road	123	26.97%	14	3.07%	65	14.25%	205	44.96%	49	10.75%	456	32	6.56%	488	1.75%
16	Waterford	83	24.13%	11	3.20%	53	15.41%	175	50.87%	22	6.40%	344	24	6.52%	368	1.32%
17	Waterford West	276	15.95%	86	4.97%	411	23.76%	859	49.65%	98	5.66%	1,730	101	5.52%	1,831	6.57%
18	Woodridge	27	11.11%	14	5.76%	47	19.34%	130	53.50%	25	10.29%	243	28	10.33%	271	0.97%
19	Woodridge East	42	19.44%	8	3.70%	34	15.74%	117	54.17%	15	6.94%	216	16	6.90%	232	0.83%
20	Woodridge North	13	9.63%	3	2.22%	26	19.26%	82	60.74%	11	8.15%	135	5	3.57%	140	0.50%
21	Brisbane CBD All-Districts Centre	10	37.04%	2	7.41%	2	7.41%	7	25.93%	6	22.22%	27	1	3.57%	28	0.10%
22	Bundaberg All-Districts Centre	0	0.00%	0	0.00%	0	0.00%	0	0.00%	0	0.00%	0	0	0.00%	0	0.00%
23	Burleigh All-Districts Centre	3	75.00%	0	0.00%	0	0.00%	0	0.00%	1	25.00%	4	0	0.00%	4	0.01%
24	Cairns All-Districts Centre	0	0.00%	0	0.00%	0	0.00%	0	0.00%	0	0.00%	0	0	0.00%	0	0.00%
25	East Brisbane All-Districts Centre	3	18.75%	0	0.00%	1	6.25%	12	75.00%	0	0.00%	16	0	0.00%	16	0.06%
26	Hervey Bay All-Districts Centre	0	0.00%	0	0.00%	0	0.00%	0	0.00%	0	0.00%	0	0	0.00%	0	0.00%
27	Mackay All-Districts Centre	0	0.00%	0	0.00%	0	0.00%	0	0.00%	0	0.00%	0	0	0.00%	0	0.00%
28	Maroochydore All-Districts Centre	0	0.00%	0	0.00%	0	0.00%	0	0.00%	1	100.00%	1	0	0.00%	1	0.00%
29	Morayfield All-Districts Centre	1	50.00%	0	0.00%	1	50.00%	0	0.00%	0	0.00%	2	1	33.33%	3	0.01%
30	Noosa All-Districts Centre	0	0.00%	0	0.00%	0	0.00%	0	0.00%	0	0.00%	0	0	0.00%	0	0.00%
31	Oodgeroo All-Districts Centre	1	50.00%	0	0.00%	0	0.00%	0	0.00%	1	50.00%	2	0	0.00%	2	0.01%
32	Redcliffe All-Districts Centre	0	0.00%	0	0.00%	0	0.00%	0	0.00%	0	0.00%	0	0	0.00%	0	0.00%
33	Southport All-Districts Centre	0	0.00%	0	0.00%	0	0.00%	1	50.00%	1	50.00%	2	0	0.00%	2	0.01%
34	Telephone Voting	0	0.00%	0	0.00%	1	50.00%	1	50.00%	0	0.00%	2	0	0.00%	2	0.01%
35	Townsville All-Districts Centre	0	0.00%	0	0.00%	0	0.00%	0	0.00%	0	0.00%	0	0	0.00%	0	0.00%
36	Vulture Street All-Districts Centre	0	0.00%	0	0.00%	0	0.00%	0	0.00%	0	0.00%	0	0	0.00%	0	0.00%
37	Woolloongabba All-Districts Centre	0	0.00%	0	0.00%	0	0.00%	0	0.00%	0	0.00%	0	0	0.00%	0	0.00%
38	Brisbane CBD All-Districts Centre Pre-Poll	34	16.11%	6	2.84%	11	5.21%	129	61.14%	31	14.69%	211	7	3.21%	218	0.78%
39	Bundaberg All-Districts Centre Pre-Poll	1	100.00%	0	0.00%	0	0.00%	0	0.00%	0	0.00%	1	0	0.00%	1	0.00%
40	Burleigh All-Districts Centre Pre-Poll	7	53.85%	0	0.00%	1	7.69%	3	23.08%	2	15.38%	13	0	0.00%	13	0.05%
41	Cairns All-Districts Centre Pre-Poll	2	66.67%	0	0.00%	0	0.00%	1	33.33%	0	0.00%	3	0	0.00%	3	0.01%
42	Electoral Visit	68	35.60%	17	8.90%	28	14.66%	73	38.22%	5	2.62%	191	16	7.73%	207	0.74%
43	Hervey Bay All-Districts Centre Pre-poll	3	42.86%	0	0.00%	1	14.29%	3	42.86%	0	0.00%	7	0	0.00%	7	0.03%
44	Mackay All-Districts Centre Pre-Poll	0	0.00%	0	0.00%	0	0.00%	0	0.00%	0	0.00%	0	0	0.00%	0	0.00%
45	Maroochydore All-Districts Centre Pre-Poll	0	0.00%	0	0.00%	1	33.33%	2	66.67%	0	0.00%	3	0	0.00%	3	0.01%
46	Morayfield All-Districts Centre Pre-poll	1	33.33%	0	0.00%	1	33.33%	0	0.00%	1	33.33%	3	0	0.00%	3	0.01%
47	Noosa All-Districts Centre Pre-Poll	0	0.00%	0	0.00%	0	0.00%	0	0.00%	0	0.00%	0	0	0.00%	0	0.00%
48	Oodgeroo All-Districts Centre Pre-Poll	5	27.78%	0	0.00%	2	11.11%	11	61.11%	0	0.00%	18	1	5.26%	19	0.07%
49	Redcliffe All-Districts Centre Pre-Poll	0	0.00%	0	0.00%	2	100.00%	0	0.00%	0	0.00%	2	0	0.00%	2	0.01%
50	Southport All-Districts Centre Pre-Poll	8	42.11%	0	0.00%	1	5.26%	9	47.37%	1	5.26%	19	0	0.00%	19	0.07%
51	Telephone Voting - Pre-poll	1	9.09%	0	0.00%	2	18.18%	7	63.64%	1	9.09%	11	0	0.00%	11	0.04%
52	Townsville All-Districts Centre Pre-Poll	0	0.00%	0	0.00%	0	0.00%	1	100.00%	0	0.00%	1	0	0.00%	1	0.00%
53	eAssist - Coorparoo Pre-Poll	3	37.50%	0	0.00%	1	12.50%	4	50.00%	0	0.00%	8	0	0.00%	8	0.03%
54	Returning Officer Waterford Pre-Poll	914	23.49%	170	4.37%	929	23.88%	1,666	42.82%	212	5.45%	3,891	195	4.77%	4,086	14.65%
55	Returning Officer Algester Pre-Poll	0	0.00%	0	0.00%	0	0.00%	0	0.00%	0	0.00%	0	0	0.00%	0	0.00%
56	Returning Officer Aspley Pre-Poll	0	0.00%	0	0.00%	0	0.00%	0	0.00%	0	0.00%	0	1	0.00%	1	0.00%
57	Returning Officer Bancroft Pre-Poll	0	0.00%	0	0.00%	0	0.00%	0	0.00%	0	0.00%	0	0	0.00%	0	0.00%
58	Returning Officer Barron River Pre-Poll	0	0.00%	0	0.00%	0	0.00%	0	0.00%	0	0.00%	0	0	0.00%	0	0.00%
59	Returning Officer Bonney Pre-Poll	1	25.00%	0	0.00%	0	0.00%	3	75.00%	0	0.00%	4	0	0.00%	4	0.01%
60	Returning Officer Broadwater Pre-Poll	0	0.00%	0	0.00%	1	50.00%	0	0.00%	1	50.00%	2	0	0.00%	2	0.01%
61	Returning Officer Buderim Pre-Poll	0	0.00%	0	0.00%	0	0.00%	0	0.00%	0	0.00%	0	0	0.00%	0	0.00%
62	Returning Officer Bulimba Pre-Poll	0	0.00%	1	12.50%	2	25.00%	2	25.00%	3	37.50%	8	1	11.11%	9	0.03%
63	Returning Officer Bundaberg Pre-Poll	0	0.00%	0	0.00%	0	0.00%	1	100.00%	0	0.00%	1	0	0.00%	1	0.00%
64	Returning Officer Bundamba Pre-Poll	1	14.29%	0	0.00%	1	14.29%	5	71.43%	0	0.00%	7	1	12.50%	8	0.03%
65	Returning Officer Burdekin Pre-Poll	0	0.00%	0	0.00%	0	0.00%	0	0.00%	0	0.00%	0	0	0.00%	0	0.00%
66	Returning Officer Burleigh Pre-Poll	0	0.00%	0	0.00%	0	0.00%	0	0.00%	0	0.00%	0	0	0.00%	0	0.00%
67	Returning Officer Burnett Pre-Poll	0	0.00%	0	0.00%	0	0.00%	0	0.00%	0	0.00%	0	0	0.00%	0	0.00%
68	Returning Officer Cairns Pre-Poll	0	0.00%	0	0.00%	0	0.00%	0	0.00%	0	0.00%	0	0	0.00%	0	0.00%
69	Returning Officer Callide Pre-Poll	0	0.00%	0	0.00%	0	0.00%	0	0.00%	0	0.00%	0	0	0.00%	0	0.00%
70	Returning Officer Caloundra Pre-Poll	0	0.00%	0	0.00%	2	50.00%	1	25.00%	1	25.00%	4	0	0.00%	4	0.01%

71	Returning Officer Capalaba Pre-Poll	4	30.77%	0	0.00%	1	7.69%	5	38.46%	3	23.08%	13	1	7.14%	14	0.05%
72	Returning Officer Chatsworth Pre-Poll	0	0.00%	1	33.33%	1	33.33%	1	33.33%	0	0.00%	3	1	25.00%	4	0.01%
73	Returning Officer Clayfield Pre-Poll	1	50.00%	0	0.00%	0	0.00%	1	50.00%	0	0.00%	2	0	0.00%	2	0.01%
74	Returning Officer Condamine Pre-Poll	0	0.00%	0	0.00%	1	100.00%	0	0.00%	0	0.00%	1	0	0.00%	1	0.00%
75	Returning Officer Cook Pre-Poll	0	0.00%	0	0.00%	1	33.33%	2	66.67%	0	0.00%	3	0	0.00%	3	0.01%
76	Returning Officer Coomera Pre-Poll	1	25.00%	0	0.00%	2	50.00%	0	0.00%	1	25.00%	4	0	0.00%	4	0.01%
77	Returning Officer Cooper Pre-Poll	2	66.67%	0	0.00%	0	0.00%	1	33.33%	0	0.00%	3	0	0.00%	3	0.01%
78	Returning Officer Currumbin Pre-Poll	0	0.00%	0	0.00%	0	0.00%	0	0.00%	0	0.00%	0	0	0.00%	0	0.00%
79	Returning Officer Everton Pre-Poll	0	0.00%	0	0.00%	0	0.00%	1	100.00%	0	0.00%	1	0	0.00%	1	0.00%
80	Returning Officer Ferny Grove Pre-Poll	0	0.00%	0	0.00%	0	0.00%	1	100.00%	0	0.00%	1	0	0.00%	1	0.00%
81	Returning Officer Gaven Pre-Poll	3	37.50%	0	0.00%	3	37.50%	2	25.00%	0	0.00%	8	0	0.00%	8	0.03%
82	Returning Officer Gladstone Pre-Poll	1	14.29%	2	28.57%	2	28.57%	1	14.29%	1	14.29%	7	1	12.50%	8	0.03%
83	Returning Officer Glass House Pre-Poll	0	0.00%	0	0.00%	0	0.00%	0	0.00%	0	0.00%	0	0	0.00%	0	0.00%
84	Returning Officer Greenslopes Pre-Poll	2	15.38%	0	0.00%	5	38.46%	5	38.46%	1	7.69%	13	0	0.00%	13	0.05%
85	Returning Officer Gregory Pre-Poll	1	33.33%	0	0.00%	0	0.00%	2	66.67%	0	0.00%	3	0	0.00%	3	0.01%
86	Returning Officer Gympie Pre-Poll	0	0.00%	1	20.00%	3	60.00%	1	20.00%	0	0.00%	5	0	0.00%	5	0.02%
87	Returning Officer Hervey Bay Pre-Poll	3	42.86%	0	0.00%	1	14.29%	3	42.86%	0	0.00%	7	0	0.00%	7	0.03%
88	Returning Officer Hill Pre-Poll	1	100.00%	0	0.00%	0	0.00%	0	0.00%	0	0.00%	1	0	0.00%	1	0.00%
89	Returning Officer Hinchinbrook Pre-Poll	0	0.00%	0	0.00%	0	0.00%	0	0.00%	0	0.00%	0	0	0.00%	0	0.00%
90	Returning Officer Inala Pre-Poll	1	16.67%	1	16.67%	2	33.33%	2	33.33%	0	0.00%	6	0	0.00%	6	0.02%
91	Returning Officer Ipswich Pre-Poll	0	0.00%	1	20.00%	2	40.00%	2	40.00%	0	0.00%	5	0	0.00%	5	0.02%
92	Returning Officer Ipswich West Pre-Poll	0	0.00%	0	0.00%	0	0.00%	0	0.00%	0	0.00%	0	0	0.00%	0	0.00%
93	Returning Officer Jordan Pre-Poll	3	18.75%	2	12.50%	5	31.25%	5	31.25%	1	6.25%	16	0	0.00%	16	0.06%
94	Returning Officer Kawana Pre-Poll	2	50.00%	0	0.00%	2	50.00%	0	0.00%	0	0.00%	4	0	0.00%	4	0.01%
95	Returning Officer Keppel Pre-Poll	0	0.00%	0	0.00%	1	100.00%	0	0.00%	0	0.00%	1	0	0.00%	1	0.00%
96	Returning Officer Kurwongbah Pre-Poll	0	0.00%	0	0.00%	1	100.00%	0	0.00%	0	0.00%	1	0	0.00%	1	0.00%
97	Returning Officer Lockyer Pre-Poll	0	0.00%	0	0.00%	0	0.00%	3	100.00%	0	0.00%	3	0	0.00%	3	0.01%
98	Returning Officer Logan Pre-Poll	46	21.90%	12	5.71%	64	30.48%	71	33.81%	17	8.10%	210	15	6.67%	225	0.81%
99	Returning Officer Lytton Pre-Poll	0	0.00%	1	14.29%	4	57.14%	1	14.29%	1	14.29%	7	1	12.50%	8	0.03%
100	Returning Officer Macalister Pre-Poll	0	0.00%	0	0.00%	0	0.00%	0	0.00%	0	0.00%	0	0	0.00%	0	0.00%
101	Returning Officer Mackay Pre-Poll	0	0.00%	0	0.00%	0	0.00%	0	0.00%	0	0.00%	0	0	0.00%	0	0.00%
102	Returning Officer Maiwar Pre-Poll	0	0.00%	0	0.00%	0	0.00%	1	100.00%	0	0.00%	1	0	0.00%	1	0.00%
103	Returning Officer Mansfield Pre-Poll	11	34.38%	2	6.25%	5	15.63%	10	31.25%	4	12.50%	32	4	11.11%	36	0.13%
104	Returning Officer Maroochydore Pre-Poll	0	0.00%	0	0.00%	0	0.00%	0	0.00%	0	0.00%	0	0	0.00%	0	0.00%
105	Returning Officer Maryborough Pre-Poll	1	50.00%	0	0.00%	1	50.00%	0	0.00%	0	0.00%	2	0	0.00%	2	0.01%
106	Returning Officer Mcconnel Pre-Poll	1	12.50%	2	25.00%	0	0.00%	4	50.00%	1	12.50%	8	0	0.00%	8	0.03%
107	Returning Officer Mermaid Beach Pre-Poll	0	0.00%	0	0.00%	1	100.00%	0	0.00%	0	0.00%	1	0	0.00%	1	0.00%
108	Returning Officer Miller Pre-Poll	1	20.00%	0	0.00%	1	20.00%	2	40.00%	1	20.00%	5	0	0.00%	5	0.02%
109	Returning Officer Mirani Pre-Poll	0	0.00%	0	0.00%	0	0.00%	1	100.00%	0	0.00%	1	0	0.00%	1	0.00%
110	Returning Officer Moggill Pre-Poll	0	0.00%	0	0.00%	0	0.00%	0	0.00%	0	0.00%	0	0	0.00%	0	0.00%
111	Returning Officer Morayfield Pre-Poll	0	0.00%	0	0.00%	0	0.00%	0	0.00%	0	0.00%	0	0	0.00%	0	0.00%
112	Returning Officer Mount Ommaney Pre-Poll	0	0.00%	0	0.00%	0	0.00%	2	100.00%	0	0.00%	2	0	0.00%	2	0.01%
113	Returning Officer Mudgeeraba Pre-Poll	0	0.00%	0	0.00%	0	0.00%	0	0.00%	0	0.00%	0	0	0.00%	0	0.00%
114	Returning Officer Mulgrave Pre-Poll	0	0.00%	0	0.00%	0	0.00%	1	100.00%	0	0.00%	1	0	0.00%	1	0.00%
115	Returning Officer Mundingburra Pre-Poll	0	0.00%	0	0.00%	0	0.00%	0	0.00%	0	0.00%	0	0	0.00%	0	0.00%
116	Returning Officer Murrumba Pre-Poll	1	100.00%	0	0.00%	0	0.00%	0	0.00%	0	0.00%	1	0	0.00%	1	0.00%
117	Returning Officer Nanango Pre-Poll	0	0.00%	0	0.00%	2	100.00%	0	0.00%	0	0.00%	2	0	0.00%	2	0.01%
118	Returning Officer Nicklin Pre-Poll	0	0.00%	0	0.00%	0	0.00%	0	0.00%	0	0.00%	0	0	0.00%	0	0.00%
119	Returning Officer Ninderry Pre-Poll	0	0.00%	0	0.00%	0	0.00%	0	0.00%	0	0.00%	0	0	0.00%	0	0.00%
120	Returning Officer Noosa Pre-Poll	0	0.00%	0	0.00%	0	0.00%	0	0.00%	0	0.00%	0	0	0.00%	0	0.00%
121	Returning Officer Nudgee Pre-Poll	1	100.00%	0	0.00%	0	0.00%	0	0.00%	0	0.00%	1	0	0.00%	1	0.00%
122	Returning Officer Oodgeroo Pre-Poll	0	0.00%	0	0.00%	0	0.00%	0	0.00%	0	0.00%	0	0	0.00%	0	0.00%
123	Returning Officer Pine Rivers Pre-Poll	0	0.00%	0	0.00%	1	50.00%	1	50.00%	0	0.00%	2	0	0.00%	2	0.01%
124	Returning Officer Pumicestone Pre-Poll	1	100.00%	0	0.00%	0	0.00%	0	0.00%	0	0.00%	1	0	0.00%	1	0.00%
125	Returning Officer Redcliffe Pre-Poll	0	0.00%	0	0.00%	0	0.00%	0	0.00%	0	0.00%	0	0	0.00%	0	0.00%
126	Returning Officer Redlands Pre-Poll	2	15.38%	0	0.00%	2	15.38%	8	61.54%	1	7.69%	13	0	0.00%	13	0.05%
127	Returning Officer Rockhampton Pre-Poll	0	0.00%	1	50.00%	1	50.00%	0	0.00%	0	0.00%	2	0	0.00%	2	0.01%
128	Returning Officer Sandgate Pre-Poll	1	33.33%	0	0.00%	1	33.33%	1	33.33%	0	0.00%	3	0	0.00%	3	0.01%
129	Returning Officer Scenic Rim Pre-Poll	1	9.09%	0	0.00%	7	63.64%	3	27.27%	0	0.00%	11	0	0.00%	11	0.04%
130	Returning Officer South Brisbane Pre-Poll	4	28.57%	0	0.00%	2	14.29%	7	50.00%	1	7.14%	14	2	12.50%	16	0.06%
131	Returning Officer Southern Downs Pre-Poll	0	0.00%	1	20.00%	3	60.00%	1	20.00%	0	0.00%	5	0	0.00%	5	0.02%
132	Returning Officer Southport Pre-Poll	0	0.00%	0	0.00%	0	0.00%	0	0.00%	0	0.00%	0	0	0.00%	0	0.00%
133	Returning Officer Springwood Pre-Poll	0	0.00%	0	0.00%	0	0.00%	1	100.00%	0	0.00%	1	0	0.00%	1	0.00%
134	Returning Officer Stafford Pre-Poll	0	0.00%	0	0.00%	0	0.00%	0	0.00%	0	0.00%	0	0	0.00%	0	0.00%
135	Returning Officer Stretton Pre-Poll	32	27.35%	6	5.13%	10	8.55%	50	42.74%	19	16.24%	117	8	6.40%	125	0.45%
136	Returning Officer Surfers Paradise Pre-Poll	1	10.00%	0	0.00%	2	20.00%	6	60.00%	1	10.00%	10	0	0.00%	10	0.04%
137	Returning Officer Theodore Pre-Poll	1	50.00%	0	0.00%	0	0.00%	1	50.00%	0	0.00%	2	0	0.00%	2	0.01%
138	Returning Officer Thuringowa Pre-Poll	0	0.00%	0	0.00%	0	0.00%	0	0.00%	0	0.00%	0	0	0.00%	0	0.00%
139	Returning Officer Toohey Pre-Poll	2	25.00%	0	0.00%	1	12.50%	5	62.50%	0	0.00%	8	1	11.11%	9	0.03%
140	Returning Officer Toowoomba North Pre-Poll	2	40.00%	0	0.00%	0	0.00%	3	60.00%	0	0.00%	5	0	0.00%	5	0.02%
141	Returning Officer Toowoomba South Pre-Poll	0	0.00%	0	0.00%	2	66.67%	1	33.33%	0	0.00%	3	0	0.00%	3	0.01%
142	Returning Officer Townsville Pre-Poll	0	0.00%	0	0.00%	0	0.00%	1	100.00%	0	0.00%	1	0	0.00%	1	0.00%
143	Returning Officer Traeger Pre-Poll	0	0.00%	0	0.00%	1	50.00%	1	50.00%	0	0.00%	2	0	0.00%	2	0.01%
144	Returning Officer Warrego Pre-Poll	1	50.00%	0	0.00%	0	0.00%	1	50.00%	0	0.00%	2	0	0.00%	2	0.01%
145	Returning Officer Whitsunday Pre-Poll	0	0.00%	0	0.00%	0	0.00%	0	0.00%	0	0.00%	0	0	0.00%	0	0.00%
146	Returning Officer Woodridge Pre-Poll	68	15.25%	17	3.81%	101	22.65%	239	53.59%	21	4.71%	446	22	4.70%	468	1.68%
	Polling Booth Totals	**4,174**	**19.84%**	**866**	**4.12%**	**4,359**	**20.72%**	**10,136**	**48.18%**	**1,501**	**7.14%**	**21,036**	**1,300**	**5.82%**	**22,336**	**80.10%**
	Postal, Special Postal, Unenrolled Votes	757	21.21%	144	4.03%	722	20.23%	1,736	48.64%	210	5.88%	3,569	277	7.20%	3,846	13.79%

Pre-Poll (In Person) Absent Votes	4	13.33%	2	6.67%	10	33.33%	14	46.67%	0	0.00%	30	0	0.00%	30	0.11%
Polling Day Absent Votes	280	19.73%	94	6.62%	296	20.86%	562	39.61%	187	13.18%	1,419	93	6.15%	1,512	5.42%
Declared Institution Votes	10	29.41%	2	5.88%	6	17.65%	11	32.35%	5	14.71%	34	3	8.11%	37	0.13%
Polling Day Declaration Votes	23	20.00%	5	4.35%	30	26.09%	42	36.52%	15	13.04%	115	8	6.50%	123	0.44%
Uncertain Identity	0	0.00%	0	0.00%	0	0.00%	0	0.00%	0	0.00%	0	0	0.00%	0	0.00%
Declaration and Pre-Poll Votes Totals	**1,074**	**20.79%**	**247**	**4.78%**	**1,064**	**20.59%**	**2,365**	**45.77%**	**417**	**8.07%**	**5,167**	**381**	**6.87%**	**5,548**	**19.90%**
Total First Preference Votes	**5,248**	**20.03%**	**1,113**	**4.25%**	**5,423**	**20.70%**	**12,501**	**47.71%**	**1,918**	**7.32%**	**26,203**	**1,681**	**6.03%**	**27,884**	**100.00%**

Distribution of Preferences

Preference Distribution	WESTGUARD Felicity		McKENZIE McKINNON Lee		MILLER Kim		* FENTIMAN Shannon		PETERSEN Kirsty		Votes remaining in count	Exhausted		Total Formal Votes
	Votes	%	Votes	%	Votes	%	Votes	%	Votes	%		Votes	%	
First Preference Votes	5,248	20.03%	1,113	4.25%	5,423	20.70%	12,501	47.71%	1,918	7.32%	26,203			26,203
McKENZIE McKINNON Excluded (1st)	**284**	**25.52%**			**300**	**26.95%**	**268**	**24.08%**	**261**	**23.45%**	**1,113**	**0**	**0.00%**	**1,113**
Total	5,532	21.11%			5,723	21.84%	12,769	48.73%	2,179	8.32%	26,203	0	0.00%	26,203
PETERSEN Excluded (2nd)	**410**	**18.82%**			**459**	**21.06%**	**1,310**	**60.12%**			**2,179**	**0**	**0.00%**	**2,179**
Total	5,942	22.68%			6,182	23.59%	14,079	53.73%			26,203	0	0.00%	26,203
WESTGUARD Excluded (3rd)					**4,103**	**69.05%**	**1,839**	**30.95%**			**5,942**	**0**	**0.00%**	**5,942**
District Total					**10,285**	**39.25%**	**15,918**	**60.75%**			**26,203**	**0**	**0.00%**	**26,203**

*** Indicates the winner**

92 - Electoral District of Whitsunday

First Preference Votes Polled for each Candidate at each Polling Booth

Booth No.	Polling Booth	SKIPPEN Noel ONP Votes	%	* COSTIGAN Jason LNP Votes	%	LINDENBERG Imogen GRN Votes	%	VAN BLARCOM Dan Votes	%	WHITNEY Jenny KAP Votes	%	TAHA Bronwyn ALP Votes	%	Total Formal Votes	Informal Votes	%	Total Votes	% of Total Votes
1	Beaconsfield	34	13.77%	81	32.79%	12	4.86%	6	2.43%	11	4.45%	103	41.70%	247	8	3.14%	255	0.90%
2	Bloomsbury	83	24.70%	104	30.95%	10	2.98%	6	1.79%	38	11.31%	95	28.27%	336	7	2.04%	343	1.21%
3	Bucasia	306	18.65%	474	28.88%	78	4.75%	30	1.83%	112	6.83%	641	39.06%	1,641	88	5.09%	1,729	6.08%
4	Calen	82	17.79%	213	46.20%	23	4.99%	3	0.65%	31	6.72%	109	23.64%	461	20	4.16%	481	1.69%
5	Cannonvale Beach	483	18.39%	747	28.44%	318	12.11%	60	2.28%	264	10.05%	755	28.74%	2,627	139	5.03%	2,766	9.73%
6	Coningsby	131	22.09%	243	40.98%	27	4.55%	11	1.85%	42	7.08%	139	23.44%	593	15	2.47%	608	2.14%
7	Dingo Beach	33	17.19%	73	38.02%	15	7.81%	2	1.04%	12	6.25%	57	29.69%	192	3	1.54%	195	0.69%
8	Eimeo	539	19.11%	901	31.94%	142	5.03%	40	1.42%	171	6.06%	1,028	36.44%	2,821	184	6.12%	3,005	10.57%
9	Emmanuel	41	14.75%	113	40.65%	4	1.44%	5	1.80%	15	5.40%	100	35.97%	278	11	3.81%	289	1.02%
10	Farleigh	60	18.81%	113	35.42%	7	2.19%	1	0.31%	32	10.03%	106	33.23%	319	16	4.78%	335	1.18%
11	Fitzgerald	22	20.18%	32	29.36%	9	8.26%	1	0.92%	12	11.01%	33	30.28%	109	3	2.68%	112	0.39%
12	Glenella	45	18.07%	82	32.93%	11	4.42%	6	2.41%	16	6.43%	89	35.74%	249	6	2.35%	255	0.90%
13	Habana	98	23.00%	157	36.85%	20	4.69%	5	1.17%	30	7.04%	116	27.23%	426	12	2.74%	438	1.54%
14	Hamilton Island	23	9.02%	77	30.20%	39	15.29%	6	2.35%	9	3.53%	101	39.61%	255	20	7.27%	275	0.97%
15	Kuttabul	108	20.22%	203	38.01%	14	2.62%	10	1.87%	58	10.86%	141	26.40%	534	13	2.38%	547	1.92%
16	Pioneer	24	19.83%	31	25.62%	8	6.61%	3	2.48%	5	4.13%	50	41.32%	121	8	6.20%	129	0.45%
17	Proserpine	255	20.83%	360	29.41%	67	5.47%	17	1.39%	166	13.56%	359	29.33%	1,224	51	4.00%	1,275	4.48%
18	Seaforth	171	25.83%	191	28.85%	23	3.47%	8	1.21%	69	10.42%	200	30.21%	662	19	2.79%	681	2.40%
19	Brisbane CBD All-Districts Centre	3	33.33%	5	55.56%	1	11.11%	0	0.00%	0	0.00%	0	0.00%	9	1	10.00%	10	0.04%
20	Bundaberg All-Districts Centre	0	0.00%	0	0.00%	0	0.00%	0	0.00%	0	0.00%	0	0.00%	0	0	0.00%	0	0.00%
21	Burleigh All-Districts Centre	0	0.00%	0	0.00%	0	0.00%	0	0.00%	0	0.00%	0	0.00%	0	0	0.00%	0	0.00%
22	Cairns All-Districts Centre	0	0.00%	1	50.00%	0	0.00%	0	0.00%	0	0.00%	1	50.00%	2	0	0.00%	2	0.01%
23	East Brisbane All-Districts Centre	0	0.00%	0	0.00%	0	0.00%	0	0.00%	1	100.00%	0	0.00%	1	0	0.00%	1	0.00%
24	Hervey Bay All-Districts Centre	0	0.00%	0	0.00%	0	0.00%	0	0.00%	0	0.00%	0	0.00%	0	0	0.00%	0	0.00%
25	Mackay All-Districts Centre	42	24.71%	60	35.29%	11	6.47%	3	1.76%	5	2.94%	49	28.82%	170	15	8.11%	185	0.65%
26	Maroochydore All-Districts Centre	0	0.00%	1	50.00%	0	0.00%	0	0.00%	0	0.00%	1	50.00%	2	0	0.00%	2	0.01%
27	Morayfield All-Districts Centre	0	0.00%	0	0.00%	0	0.00%	0	0.00%	0	0.00%	0	0.00%	0	0	0.00%	0	0.00%
28	Noosa All-Districts Centre	0	0.00%	3	100.00%	0	0.00%	0	0.00%	0	0.00%	0	0.00%	3	0	0.00%	3	0.01%
29	Oodgeroo All-Districts Centre	0	0.00%	0	0.00%	0	0.00%	0	0.00%	0	0.00%	0	0.00%	0	0	0.00%	0	0.00%
30	Redcliffe All-Districts Centre	0	0.00%	0	0.00%	0	0.00%	0	0.00%	0	0.00%	0	0.00%	0	0	0.00%	0	0.00%
31	Southport All-Districts Centre	0	0.00%	0	0.00%	0	0.00%	0	0.00%	0	0.00%	1	100.00%	1	0	0.00%	1	0.00%
32	Telephone Voting	0	0.00%	2	50.00%	0	0.00%	0	0.00%	2	50.00%	0	0.00%	4	0	0.00%	4	0.01%
33	Townsville All-Districts Centre	0	0.00%	1	100.00%	0	0.00%	0	0.00%	0	0.00%	0	0.00%	1	0	0.00%	1	0.00%
34	Vulture Street All-Districts Centre	0	0.00%	0	0.00%	0	0.00%	0	0.00%	0	0.00%	0	0.00%	0	0	0.00%	0	0.00%
35	Woolloongabba All-Districts Centre	0	0.00%	0	0.00%	0	0.00%	0	0.00%	0	0.00%	0	0.00%	0	0	0.00%	0	0.00%
36	Brisbane CBD All-Districts Centre Pre-Poll	4	18.18%	7	31.82%	2	9.09%	0	0.00%	2	9.09%	7	31.82%	22	0	0.00%	22	0.08%
37	Bundaberg All-Districts Centre Pre-Poll	2	18.18%	4	36.36%	0	0.00%	0	0.00%	1	9.09%	4	36.36%	11	0	0.00%	11	0.04%
38	Burleigh All-Districts Centre Pre-Poll	0	0.00%	2	40.00%	0	0.00%	1	20.00%	0	0.00%	2	40.00%	5	0	0.00%	5	0.02%
39	Cairns All-Districts Centre Pre-Poll	2	25.00%	1	12.50%	1	12.50%	0	0.00%	2	25.00%	2	25.00%	8	1	11.11%	9	0.03%
40	Electoral Visit	9	11.54%	30	38.46%	5	6.41%	1	1.28%	9	11.54%	24	30.77%	78	4	4.88%	82	0.29%
41	Hervey Bay All-Districts Centre Pre-poll	1	20.00%	3	60.00%	0	0.00%	0	0.00%	0	0.00%	1	20.00%	5	0	0.00%	5	0.02%
42	Mackay All-Districts Centre Pre-Poll	931	20.06%	1,547	33.33%	155	3.34%	64	1.38%	364	7.84%	1,581	34.06%	4,642	175	3.63%	4,817	16.94%
43	Maroochydore All-Districts Centre Pre-Poll	0	0.00%	6	75.00%	1	12.50%	0	0.00%	1	12.50%	0	0.00%	8	0	0.00%	8	0.03%
44	Morayfield All-Districts Centre Pre-poll	2	50.00%	1	25.00%	0	0.00%	0	0.00%	0	0.00%	1	25.00%	4	0	0.00%	4	0.01%
45	Noosa All-Districts Centre Pre-Poll	2	40.00%	1	20.00%	0	0.00%	1	20.00%	1	20.00%	0	0.00%	5	0	0.00%	5	0.02%
46	Oodgeroo All-Districts Centre Pre-Poll	0	0.00%	4	80.00%	0	0.00%	0	0.00%	0	0.00%	1	20.00%	5	0	0.00%	5	0.02%
47	Redcliffe All-Districts Centre Pre-Poll	2	22.22%	4	44.44%	0	0.00%	0	0.00%	1	11.11%	2	22.22%	9	0	0.00%	9	0.03%
48	Southport All-Districts Centre Pre-Poll	1	20.00%	3	60.00%	0	0.00%	0	0.00%	1	20.00%	0	0.00%	5	1	16.67%	6	0.02%
49	Telephone Voting - Pre-poll	2	33.33%	0	0.00%	1	16.67%	0	0.00%	0	0.00%	3	50.00%	6	0	0.00%	6	0.02%
50	Townsville All-Districts Centre Pre-Poll	13	25.00%	23	44.23%	3	5.77%	1	1.92%	0	0.00%	12	23.08%	52	0	0.00%	52	0.18%
51	eAssist - Coorparoo Pre-Poll	0	0.00%	0	0.00%	0	0.00%	0	0.00%	0	0.00%	0	0.00%	0	0	0.00%	0	0.00%
52	Proserpine Pre-Poll	669	21.98%	884	29.05%	85	2.79%	49	1.61%	424	13.93%	932	30.63%	3,043	72	2.31%	3,115	10.96%
53	Returning Officer Whitsunday Pre-Poll	463	18.08%	895	34.95%	221	8.63%	54	2.11%	263	10.27%	665	25.97%	2,561	92	3.47%	2,653	9.33%
54	Returning Officer Algester Pre-Poll	0	0.00%	0	0.00%	0	0.00%	0	0.00%	0	0.00%	0	0.00%	0	0	0.00%	0	0.00%
55	Returning Officer Aspley Pre-Poll	0	0.00%	0	0.00%	0	0.00%	0	0.00%	0	0.00%	0	0.00%	0	0	0.00%	0	0.00%
56	Returning Officer Bancroft Pre-Poll	0	0.00%	0	0.00%	0	0.00%	0	0.00%	0	0.00%	0	0.00%	0	0	0.00%	0	0.00%
57	Returning Officer Barron River Pre-Poll	2	100.00%	0	0.00%	0	0.00%	0	0.00%	0	0.00%	0	0.00%	2	0	0.00%	2	0.01%
58	Returning Officer Bonney Pre-Poll	0	0.00%	0	0.00%	0	0.00%	0	0.00%	0	0.00%	0	0.00%	0	0	0.00%	0	0.00%
59	Returning Officer Broadwater Pre-Poll	1	20.00%	2	40.00%	0	0.00%	0	0.00%	2	40.00%	0	0.00%	5	0	0.00%	5	0.02%
60	Returning Officer Buderim Pre-Poll	0	0.00%	1	100.00%	0	0.00%	0	0.00%	0	0.00%	0	0.00%	1	0	0.00%	1	0.00%
61	Returning Officer Bulimba Pre-Poll	0	0.00%	0	0.00%	0	0.00%	0	0.00%	0	0.00%	0	0.00%	0	0	0.00%	0	0.00%
62	Returning Officer Bundaberg Pre-Poll	0	0.00%	0	0.00%	0	0.00%	0	0.00%	0	0.00%	0	0.00%	0	0	0.00%	0	0.00%
63	Returning Officer Bundamba Pre-Poll	0	0.00%	0	0.00%	1	100.00%	0	0.00%	0	0.00%	0	0.00%	1	0	0.00%	1	0.00%
64	Returning Officer Burdekin Pre-Poll	0	0.00%	0	0.00%	0	0.00%	0	0.00%	0	0.00%	0	0.00%	0	0	0.00%	0	0.00%
65	Returning Officer Burleigh Pre-Poll	0	0.00%	0	0.00%	0	0.00%	0	0.00%	0	0.00%	0	0.00%	0	0	0.00%	0	0.00%
66	Returning Officer Burnett Pre-Poll	0	0.00%	0	0.00%	0	0.00%	0	0.00%	0	0.00%	0	0.00%	0	0	0.00%	0	0.00%
67	Returning Officer Cairns Pre-Poll	0	0.00%	0	0.00%	0	0.00%	0	0.00%	0	0.00%	0	0.00%	0	0	0.00%	0	0.00%
68	Returning Officer Callide Pre-Poll	0	0.00%	0	0.00%	0	0.00%	0	0.00%	0	0.00%	0	0.00%	0	0	0.00%	0	0.00%
69	Returning Officer Caloundra Pre-Poll	1	25.00%	0	0.00%	0	0.00%	0	0.00%	2	50.00%	1	25.00%	4	0	0.00%	4	0.01%
70	Returning Officer Capalaba Pre-Poll	0	0.00%	0	0.00%	0	0.00%	0	0.00%	0	0.00%	0	0.00%	0	0	0.00%	0	0.00%
71	Returning Officer Chatsworth Pre-Poll	0	0.00%	0	0.00%	1	100.00%	0	0.00%	0	0.00%	0	0.00%	1	0	0.00%	1	0.00%
72	Returning Officer Clayfield Pre-Poll	0	0.00%	0	0.00%	1	50.00%	0	0.00%	0	0.00%	1	50.00%	2	0	0.00%	2	0.01%
73	Returning Officer Condamine Pre-Poll	0	0.00%	0	0.00%	0	0.00%	0	0.00%	0	0.00%	0	0.00%	0	0	0.00%	0	0.00%
74	Returning Officer Cook Pre-Poll	1	50.00%	1	50.00%	0	0.00%	0	0.00%	0	0.00%	0	0.00%	2	0	0.00%	2	0.01%
75	Returning Officer Coomera Pre-Poll	0	0.00%	0	0.00%	0	0.00%	0	0.00%	0	0.00%	1	100.00%	1	0	0.00%	1	0.00%

76	Returning Officer Cooper Pre-Poll	0	0.00%	0	0.00%	0	0.00%	0	0.00%	0	0.00%	0	0.00%	0	0	0.00%	0	0.00%
77	Returning Officer Currumbin Pre-Poll	0	0.00%	0	0.00%	0	0.00%	0	0.00%	0	0.00%	1	100.00%	1	1	50.00%	2	0.01%
78	Returning Officer Everton Pre-Poll	1	33.33%	1	33.33%	0	0.00%	0	0.00%	0	0.00%	1	33.33%	3	0	0.00%	3	0.01%
79	Returning Officer Ferny Grove Pre-Poll	0	0.00%	0	0.00%	0	0.00%	0	0.00%	0	0.00%	0	0.00%	0	0	0.00%	0	0.00%
80	Returning Officer Gaven Pre-Poll	0	0.00%	1	50.00%	1	50.00%	0	0.00%	0	0.00%	0	0.00%	2	0	0.00%	2	0.01%
81	Returning Officer Gladstone Pre-Poll	1	16.67%	3	50.00%	0	0.00%	0	0.00%	0	0.00%	2	33.33%	6	0	0.00%	6	0.02%
82	Returning Officer Glass House Pre-Poll	0	0.00%	1	100.00%	0	0.00%	0	0.00%	0	0.00%	0	0.00%	1	0	0.00%	1	0.00%
83	Returning Officer Greenslopes Pre-Poll	2	66.67%	1	33.33%	0	0.00%	0	0.00%	0	0.00%	0	0.00%	3	0	0.00%	3	0.01%
84	Returning Officer Gregory Pre-Poll	0	0.00%	0	0.00%	0	0.00%	0	0.00%	0	0.00%	0	0.00%	0	0	0.00%	0	0.00%
85	Returning Officer Gympie Pre-Poll	1	50.00%	0	0.00%	0	0.00%	0	0.00%	0	0.00%	1	50.00%	2	0	0.00%	2	0.01%
86	Returning Officer Hervey Bay Pre-Poll	0	0.00%	0	0.00%	0	0.00%	0	0.00%	0	0.00%	0	0.00%	0	0	0.00%	0	0.00%
87	Returning Officer Hill Pre-Poll	1	50.00%	1	50.00%	0	0.00%	0	0.00%	0	0.00%	0	0.00%	2	0	0.00%	2	0.01%
88	Returning Officer Hinchinbrook Pre-Poll	1	25.00%	1	25.00%	0	0.00%	0	0.00%	0	0.00%	2	50.00%	4	0	0.00%	4	0.01%
89	Returning Officer Inala Pre-Poll	0	0.00%	0	0.00%	0	0.00%	0	0.00%	0	0.00%	0	0.00%	0	0	0.00%	0	0.00%
90	Returning Officer Ipswich Pre-Poll	0	0.00%	0	0.00%	0	0.00%	0	0.00%	1	100.00%	0	0.00%	1	1	50.00%	2	0.01%
91	Returning Officer Ipswich West Pre-Poll	0	0.00%	0	0.00%	0	0.00%	0	0.00%	0	0.00%	0	0.00%	0	0	0.00%	0	0.00%
92	Returning Officer Jordan Pre-Poll	0	0.00%	0	0.00%	0	0.00%	0	0.00%	0	0.00%	0	0.00%	0	0	0.00%	0	0.00%
93	Returning Officer Kawana Pre-Poll	1	50.00%	0	0.00%	0	0.00%	0	0.00%	0	0.00%	1	50.00%	2	0	0.00%	2	0.01%
94	Returning Officer Keppel Pre-Poll	0	0.00%	4	36.36%	1	9.09%	0	0.00%	3	27.27%	3	27.27%	11	0	0.00%	11	0.04%
95	Returning Officer Kurwongbah Pre-Poll	0	0.00%	0	0.00%	0	0.00%	0	0.00%	0	0.00%	0	0.00%	0	0	0.00%	0	0.00%
96	Returning Officer Lockyer Pre-Poll	0	0.00%	1	100.00%	0	0.00%	0	0.00%	0	0.00%	0	0.00%	1	0	0.00%	1	0.00%
97	Returning Officer Logan Pre-Poll	0	0.00%	0	0.00%	1	100.00%	0	0.00%	0	0.00%	0	0.00%	1	0	0.00%	1	0.00%
98	Returning Officer Lytton Pre-Poll	0	0.00%	0	0.00%	0	0.00%	0	0.00%	0	0.00%	1	100.00%	1	0	0.00%	1	0.00%
99	Returning Officer Macalister Pre-Poll	0	0.00%	0	0.00%	0	0.00%	0	0.00%	0	0.00%	0	0.00%	0	0	0.00%	0	0.00%
100	Returning Officer Mackay Pre-Poll	0	0.00%	0	0.00%	0	0.00%	0	0.00%	0	0.00%	0	0.00%	0	0	0.00%	0	0.00%
101	Returning Officer Maiwar Pre-Poll	1	100.00%	0	0.00%	0	0.00%	0	0.00%	0	0.00%	0	0.00%	1	0	0.00%	1	0.00%
102	Returning Officer Mansfield Pre-Poll	0	0.00%	1	50.00%	0	0.00%	0	0.00%	0	0.00%	1	50.00%	2	0	0.00%	2	0.01%
103	Returning Officer Maroochydore Pre-Poll	0	0.00%	0	0.00%	0	0.00%	0	0.00%	0	0.00%	0	0.00%	0	0	0.00%	0	0.00%
104	Returning Officer Maryborough Pre-Poll	1	50.00%	0	0.00%	0	0.00%	0	0.00%	1	50.00%	0	0.00%	2	0	0.00%	2	0.01%
105	Returning Officer Mcconnel Pre-Poll	0	0.00%	0	0.00%	0	0.00%	0	0.00%	0	0.00%	0	0.00%	0	0	0.00%	0	0.00%
106	Returning Officer Mermaid Beach Pre-Poll	0	0.00%	0	0.00%	0	0.00%	0	0.00%	0	0.00%	0	0.00%	0	0	0.00%	0	0.00%
107	Returning Officer Miller Pre-Poll	0	0.00%	0	0.00%	1	50.00%	0	0.00%	0	0.00%	1	50.00%	2	0	0.00%	2	0.01%
108	Returning Officer Mirani Pre-Poll	0	0.00%	0	0.00%	0	0.00%	0	0.00%	0	0.00%	0	0.00%	0	0	0.00%	0	0.00%
109	Returning Officer Moggill Pre-Poll	1	100.00%	0	0.00%	0	0.00%	0	0.00%	0	0.00%	0	0.00%	1	0	0.00%	1	0.00%
110	Returning Officer Morayfield Pre-Poll	0	0.00%	0	0.00%	0	0.00%	0	0.00%	0	0.00%	0	0.00%	0	0	0.00%	0	0.00%
111	Returning Officer Mount Ommaney Pre-Poll	1	50.00%	0	0.00%	0	0.00%	0	0.00%	0	0.00%	1	50.00%	2	0	0.00%	2	0.01%
112	Returning Officer Mudgeeraba Pre-Poll	0	0.00%	1	25.00%	1	25.00%	0	0.00%	1	25.00%	1	25.00%	4	0	0.00%	4	0.01%
113	Returning Officer Mulgrave Pre-Poll	0	0.00%	0	0.00%	0	0.00%	0	0.00%	0	0.00%	1	100.00%	1	0	0.00%	1	0.00%
114	Returning Officer Mundingburra Pre-Poll	0	0.00%	0	0.00%	0	0.00%	0	0.00%	0	0.00%	0	0.00%	0	0	0.00%	0	0.00%
115	Returning Officer Murrumba Pre-Poll	2	33.33%	2	33.33%	0	0.00%	0	0.00%	0	0.00%	2	33.33%	6	0	0.00%	6	0.02%
116	Returning Officer Nanango Pre-Poll	0	0.00%	0	0.00%	0	0.00%	0	0.00%	0	0.00%	1	100.00%	1	0	0.00%	1	0.00%
117	Returning Officer Nicklin Pre-Poll	1	33.33%	1	33.33%	0	0.00%	1	33.33%	0	0.00%	0	0.00%	3	1	25.00%	4	0.01%
118	Returning Officer Ninderry Pre-Poll	0	0.00%	0	0.00%	0	0.00%	0	0.00%	0	0.00%	1	100.00%	1	0	0.00%	1	0.00%
119	Returning Officer Noosa Pre-Poll	0	0.00%	0	0.00%	0	0.00%	0	0.00%	0	0.00%	0	0.00%	0	0	0.00%	0	0.00%
120	Returning Officer Nudgee Pre-Poll	0	0.00%	0	0.00%	0	0.00%	0	0.00%	0	0.00%	0	0.00%	0	0	0.00%	0	0.00%
121	Returning Officer Oodgeroo Pre-Poll	0	0.00%	0	0.00%	0	0.00%	0	0.00%	0	0.00%	0	0.00%	0	0	0.00%	0	0.00%
122	Returning Officer Pine Rivers Pre-Poll	1	25.00%	3	75.00%	0	0.00%	0	0.00%	0	0.00%	0	0.00%	4	0	0.00%	4	0.01%
123	Returning Officer Pumicestone Pre-Poll	1	50.00%	1	50.00%	0	0.00%	0	0.00%	0	0.00%	0	0.00%	2	0	0.00%	2	0.01%
124	Returning Officer Redcliffe Pre-Poll	0	0.00%	0	0.00%	0	0.00%	0	0.00%	0	0.00%	0	0.00%	0	0	0.00%	0	0.00%
125	Returning Officer Redlands Pre-Poll	1	50.00%	0	0.00%	0	0.00%	0	0.00%	0	0.00%	1	50.00%	2	0	0.00%	2	0.01%
126	Returning Officer Rockhampton Pre-Poll	5	50.00%	1	10.00%	2	20.00%	0	0.00%	0	0.00%	2	20.00%	10	1	9.09%	11	0.04%
127	Returning Officer Sandgate Pre-Poll	1	100.00%	0	0.00%	0	0.00%	0	0.00%	0	0.00%	0	0.00%	1	0	0.00%	1	0.00%
128	Returning Officer Scenic Rim Pre-Poll	1	100.00%	0	0.00%	0	0.00%	0	0.00%	0	0.00%	0	0.00%	1	0	0.00%	1	0.00%
129	Returning Officer South Brisbane Pre-Poll	0	0.00%	0	0.00%	0	0.00%	0	0.00%	0	0.00%	0	0.00%	0	0	0.00%	0	0.00%
130	Returning Officer Southern Downs Pre-Poll	1	33.33%	1	33.33%	0	0.00%	0	0.00%	0	0.00%	1	33.33%	3	0	0.00%	3	0.01%
131	Returning Officer Southport Pre-Poll	0	0.00%	0	0.00%	0	0.00%	0	0.00%	0	0.00%	0	0.00%	0	0	0.00%	0	0.00%
132	Returning Officer Springwood Pre-Poll	2	66.67%	0	0.00%	0	0.00%	0	0.00%	0	0.00%	1	33.33%	3	0	0.00%	3	0.01%
133	Returning Officer Stafford Pre-Poll	0	0.00%	1	33.33%	1	33.33%	0	0.00%	1	33.33%	0	0.00%	3	0	0.00%	3	0.01%
134	Returning Officer Stretton Pre-Poll	0	0.00%	0	0.00%	0	0.00%	0	0.00%	0	0.00%	0	0.00%	0	0	0.00%	0	0.00%
135	Returning Officer Surfers Paradise Pre-Poll	0	0.00%	0	0.00%	1	50.00%	0	0.00%	0	0.00%	1	50.00%	2	0	0.00%	2	0.01%
136	Returning Officer Theodore Pre-Poll	0	0.00%	0	0.00%	0	0.00%	0	0.00%	0	0.00%	0	0.00%	0	0	0.00%	0	0.00%
137	Returning Officer Thuringowa Pre-Poll	0	0.00%	0	0.00%	0	0.00%	0	0.00%	0	0.00%	0	0.00%	0	0	0.00%	0	0.00%
138	Returning Officer Toohey Pre-Poll	0	0.00%	0	0.00%	0	0.00%	0	0.00%	0	0.00%	1	100.00%	1	0	0.00%	1	0.00%
139	Returning Officer Toowoomba North Pre-Poll	0	0.00%	0	0.00%	0	0.00%	0	0.00%	1	100.00%	0	0.00%	1	0	0.00%	1	0.00%
140	Returning Officer Toowoomba South Pre-Poll	0	0.00%	0	0.00%	0	0.00%	0	0.00%	0	0.00%	1	100.00%	1	0	0.00%	1	0.00%
141	Returning Officer Townsville Pre-Poll	0	0.00%	0	0.00%	0	0.00%	0	0.00%	0	0.00%	0	0.00%	0	0	0.00%	0	0.00%
142	Returning Officer Traeger Pre-Poll	3	37.50%	1	12.50%	0	0.00%	0	0.00%	2	25.00%	2	25.00%	8	0	0.00%	8	0.03%
143	Returning Officer Warrego Pre-Poll	0	0.00%	3	100.00%	0	0.00%	0	0.00%	0	0.00%	0	0.00%	3	0	0.00%	3	0.01%
144	Returning Officer Waterford Pre-Poll	0	0.00%	0	0.00%	0	0.00%	0	0.00%	0	0.00%	0	0.00%	0	0	0.00%	0	0.00%
145	Returning Officer Woodridge Pre-Poll	0	0.00%	1	100.00%	0	0.00%	0	0.00%	0	0.00%	0	0.00%	1	0	0.00%	1	0.00%
	Polling Booth Totals	**4,722**	**19.77%**	**7,718**	**32.31%**	**1,325**	**5.55%**	**395**	**1.65%**	**2,184**	**9.14%**	**7,545**	**31.58%**	**23,889**	**988**	**3.97%**	**24,877**	**87.49%**
	Postal, Special Postal, Unenrolled Votes	341	22.73%	521	34.73%	79	5.27%	29	1.93%	154	10.27%	376	25.07%	1,500	78	4.94%	1,578	5.55%
	Pre-Poll (In Person) Absent Votes	74	21.70%	97	28.45%	19	5.57%	8	2.35%	34	9.97%	109	31.96%	341	9	2.57%	350	1.23%
	Polling Day Absent Votes	297	21.29%	388	27.81%	118	8.46%	45	3.23%	122	8.75%	425	30.47%	1,395	63	4.32%	1,458	5.13%
	Declared Institution Votes	8	16.00%	23	46.00%	1	2.00%	0	0.00%	2	4.00%	16	32.00%	50	2	3.85%	52	0.18%
	Polling Day Declaration Votes	29	26.13%	27	24.32%	20	18.02%	0	0.00%	3	2.70%	32	28.83%	111	7	5.93%	118	0.42%
	Uncertain Identity	0	0.00%	0	0.00%	0	0.00%	0	0.00%	0	0.00%	0	0.00%	0	0	0.00%	0	0.00%
	Declaration and Pre-Poll Votes Totals	**749**	**22.05%**	**1,056**	**31.09%**	**237**	**6.98%**	**82**	**2.41%**	**315**	**9.27%**	**958**	**28.20%**	**3,397**	**159**	**4.47%**	**3,556**	**12.51%**
	Total First Preference Votes	**5,471**	**20.05%**	**8,774**	**32.16%**	**1,562**	**5.72%**	**477**	**1.75%**	**2,499**	**9.16%**	**8,503**	**31.16%**	**27,286**	**1,147**	**4.03%**	**28,433**	**100.00%**

Statistical Reports

Distribution of Preferences

Preference Distribution	SKIPPEN Noel Votes	SKIPPEN Noel %	* COSTIGAN Jason Votes	* COSTIGAN Jason %	LINDENBERG Imogen Votes	LINDENBERG Imogen %	VAN BLARCOM Dan Votes	VAN BLARCOM Dan %	WHITNEY Jenny Votes	WHITNEY Jenny %	TAHA Bronwyn Votes	TAHA Bronwyn %	Votes remaining in count	Exhausted Votes	Exhausted %	Total Formal Votes
First Preference Votes	5,471	20.05%	8,774	32.16%	1,562	5.72%	477	1.75%	2,499	9.16%	8,503	31.16%	27,286			27,286
VAN BLARCOM Excluded (1st)	**89**	**18.66%**	**68**	**14.26%**	**93**	**19.50%**			**150**	**31.45%**	**77**	**16.14%**	**477**	**0**	**0.00%**	**477**
Total	5,560	20.38%	8,842	32.40%	1,655	6.07%			2,649	9.71%	8,580	31.44%	27,286	0	0.00%	27,286
LINDENBERG Excluded (2nd)	**221**	**13.35%**	**232**	**14.02%**					**294**	**17.76%**	**908**	**54.86%**	**1,655**	**0**	**0.00%**	**1,655**
Total	5,781	21.19%	9,074	33.26%					2,943	10.79%	9,488	34.77%	27,286	0	0.00%	27,286
WHITNEY Excluded (3rd)	**1,336**	**45.40%**	**671**	**22.80%**							**936**	**31.80%**	**2,943**	**0**	**0.00%**	**2,943**
Total	7,117	26.08%	9,745	35.71%							10,424	38.20%	27,286	0	0.00%	27,286
SKIPPEN Excluded (4th)			**4,084**	**57.38%**							**3,033**	**42.62%**	**7,117**	**0**	**0.00%**	**7,117**
District Total			**13,829**	**50.68%**							**13,457**	**49.32%**	**27,286**	**0**	**0.00%**	**27,286**

*** Indicates the winner**

93 - Electoral District of Woodridge

First Preference Votes Polled for each Candidate at each Polling Booth

Booth No.	Polling Booth	* DICK Cameron ALP Votes	%	RICE Jacob GRN Votes	%	ROOMS Michael LNP Votes	%	PALMER Trevor Votes	%	Total Formal Votes	Informal Votes	%	Total Votes	% of Total Votes
1	Berrinba East	1,186	71.32%	77	4.63%	188	11.30%	212	12.75%	1,663	130	7.25%	1,793	6.03%
2	Browns Plains	665	62.68%	87	8.20%	171	16.12%	138	13.01%	1,061	100	8.61%	1,161	3.90%
3	Burrowes	1,652	67.24%	203	8.26%	331	13.47%	271	11.03%	2,457	180	6.83%	2,637	8.86%
4	Crestmead	1,536	66.55%	160	6.93%	258	11.18%	354	15.34%	2,308	236	9.28%	2,544	8.55%
5	Kingston	1,066	69.54%	127	8.28%	148	9.65%	192	12.52%	1,533	139	8.31%	1,672	5.62%
6	Kuraby	63	64.29%	10	10.20%	16	16.33%	9	9.18%	98	13	11.71%	111	0.37%
7	Marsden	752	64.00%	97	8.26%	127	10.81%	199	16.94%	1,175	151	11.39%	1,326	4.46%
8	Regents Park	519	58.91%	67	7.60%	197	22.36%	98	11.12%	881	102	10.38%	983	3.30%
9	Woodridge	986	67.58%	127	8.70%	192	13.16%	154	10.56%	1,459	155	9.60%	1,614	5.42%
10	Woodridge East	825	74.93%	67	6.09%	131	11.90%	78	7.08%	1,101	103	8.55%	1,204	4.05%
11	Woodridge North	1,078	68.62%	111	7.07%	187	11.90%	195	12.41%	1,571	133	7.81%	1,704	5.73%
12	Yugumbir	1,264	61.03%	172	8.31%	400	19.31%	235	11.35%	2,071	146	6.59%	2,217	7.45%
13	Brisbane CBD All-Districts Centre	8	66.67%	3	25.00%	1	8.33%	0	0.00%	12	1	7.69%	13	0.04%
14	Bundaberg All-Districts Centre	0	0.00%	0	0.00%	0	0.00%	0	0.00%	0	0	0.00%	0	0.00%
15	Burleigh All-Districts Centre	2	100.00%	0	0.00%	0	0.00%	0	0.00%	2	0	0.00%	2	0.01%
16	Cairns All-Districts Centre	0	0.00%	0	0.00%	0	0.00%	0	0.00%	0	0	0.00%	0	0.00%
17	East Brisbane All-Districts Centre	4	57.14%	0	0.00%	3	42.86%	0	0.00%	7	1	12.50%	8	0.03%
18	Hervey Bay All-Districts Centre	0	0.00%	0	0.00%	0	0.00%	0	0.00%	0	0	0.00%	0	0.00%
19	Mackay All-Districts Centre	0	0.00%	0	0.00%	0	0.00%	0	0.00%	0	0	0.00%	0	0.00%
20	Maroochydore All-Districts Centre	2	100.00%	0	0.00%	0	0.00%	0	0.00%	2	0	0.00%	2	0.01%
21	Morayfield All-Districts Centre	0	0.00%	0	0.00%	0	0.00%	0	0.00%	0	0	0.00%	0	0.00%
22	Noosa All-Districts Centre	0	0.00%	0	0.00%	1	100.00%	0	0.00%	1	0	0.00%	1	0.00%
23	Oodgeroo All-Districts Centre	0	0.00%	0	0.00%	0	0.00%	0	0.00%	0	0	0.00%	0	0.00%
24	Redcliffe All-Districts Centre	0	0.00%	0	0.00%	0	0.00%	0	0.00%	0	0	0.00%	0	0.00%
25	Southport All-Districts Centre	1	100.00%	0	0.00%	0	0.00%	0	0.00%	1	0	0.00%	1	0.00%
26	Telephone Voting	2	66.67%	1	33.33%	0	0.00%	0	0.00%	3	0	0.00%	3	0.01%
27	Townsville All-Districts Centre	0	0.00%	0	0.00%	0	0.00%	0	0.00%	0	0	0.00%	0	0.00%
28	Vulture Street All-Districts Centre	0	0.00%	2	100.00%	0	0.00%	0	0.00%	2	0	0.00%	2	0.01%
29	Woolloongabba All-Districts Centre	0	0.00%	2	100.00%	0	0.00%	0	0.00%	2	0	0.00%	2	0.01%
30	Brisbane CBD All-Districts Centre Pre-Poll	115	64.25%	18	10.06%	30	16.76%	16	8.94%	179	5	2.72%	184	0.62%
31	Bundaberg All-Districts Centre Pre-Poll	0	0.00%	0	0.00%	0	0.00%	0	0.00%	0	0	0.00%	0	0.00%
32	Burleigh All-Districts Centre Pre-Poll	3	75.00%	1	25.00%	0	0.00%	0	0.00%	4	2	33.33%	6	0.02%
33	Cairns All-Districts Centre Pre-Poll	1	25.00%	2	50.00%	0	0.00%	1	25.00%	4	0	0.00%	4	0.01%
34	Electoral Visit	49	67.12%	0	0.00%	18	24.66%	6	8.22%	73	5	6.41%	78	0.26%
35	Hervey Bay All-Districts Centre Pre-poll	5	100.00%	0	0.00%	0	0.00%	0	0.00%	5	1	16.67%	6	0.02%
36	Mackay All-Districts Centre Pre-Poll	1	100.00%	0	0.00%	0	0.00%	0	0.00%	1	1	50.00%	2	0.01%
37	Maroochydore All-Districts Centre Pre-Poll	1	20.00%	0	0.00%	3	60.00%	1	20.00%	5	0	0.00%	5	0.02%
38	Morayfield All-Districts Centre Pre-poll	4	80.00%	0	0.00%	1	20.00%	0	0.00%	5	0	0.00%	5	0.02%
39	Noosa All-Districts Centre Pre-Poll	1	100.00%	0	0.00%	0	0.00%	0	0.00%	1	0	0.00%	1	0.00%
40	Oodgeroo All-Districts Centre Pre-Poll	6	60.00%	1	10.00%	2	20.00%	1	10.00%	10	4	28.57%	14	0.05%
41	Redcliffe All-Districts Centre Pre-Poll	1	50.00%	0	0.00%	1	50.00%	0	0.00%	2	1	33.33%	3	0.01%
42	Southport All-Districts Centre Pre-Poll	9	47.37%	4	21.05%	4	21.05%	2	10.53%	19	1	5.00%	20	0.07%
43	Telephone Voting - Pre-poll	7	70.00%	2	20.00%	1	10.00%	0	0.00%	10	0	0.00%	10	0.03%
44	Townsville All-Districts Centre Pre-Poll	0	0.00%	0	0.00%	0	0.00%	0	0.00%	0	0	0.00%	0	0.00%
45	eAssist - Coorparoo Pre-Poll	2	66.67%	0	0.00%	0	0.00%	1	33.33%	3	0	0.00%	3	0.01%
46	Returning Officer Woodridge Pre-Poll	2,679	64.71%	219	5.29%	759	18.33%	483	11.67%	4,140	213	4.89%	4,353	14.63%
47	Returning Officer Algester Pre-Poll	0	0.00%	0	0.00%	0	0.00%	0	0.00%	0	0	0.00%	0	0.00%
48	Returning Officer Aspley Pre-Poll	2	40.00%	1	20.00%	2	40.00%	0	0.00%	5	0	0.00%	5	0.02%
49	Returning Officer Bancroft Pre-Poll	2	100.00%	0	0.00%	0	0.00%	0	0.00%	2	0	0.00%	2	0.01%
50	Returning Officer Barron River Pre-Poll	0	0.00%	0	0.00%	0	0.00%	0	0.00%	0	0	0.00%	0	0.00%
51	Returning Officer Bonney Pre-Poll	1	50.00%	0	0.00%	1	50.00%	0	0.00%	2	0	0.00%	2	0.01%
52	Returning Officer Broadwater Pre-Poll	0	0.00%	1	100.00%	0	0.00%	0	0.00%	1	0	0.00%	1	0.00%
53	Returning Officer Buderim Pre-Poll	0	0.00%	0	0.00%	0	0.00%	0	0.00%	0	0	0.00%	0	0.00%
54	Returning Officer Bulimba Pre-Poll	1	100.00%	0	0.00%	0	0.00%	0	0.00%	1	0	0.00%	1	0.00%
55	Returning Officer Bundaberg Pre-Poll	0	0.00%	0	0.00%	0	0.00%	0	0.00%	0	0	0.00%	0	0.00%
56	Returning Officer Bundamba Pre-Poll	2	100.00%	0	0.00%	0	0.00%	0	0.00%	2	0	0.00%	2	0.01%
57	Returning Officer Burdekin Pre-Poll	0	0.00%	0	0.00%	0	0.00%	0	0.00%	0	0	0.00%	0	0.00%
58	Returning Officer Burleigh Pre-Poll	0	0.00%	0	0.00%	0	0.00%	0	0.00%	0	0	0.00%	0	0.00%
59	Returning Officer Burnett Pre-Poll	0	0.00%	0	0.00%	0	0.00%	0	0.00%	0	0	0.00%	0	0.00%
60	Returning Officer Cairns Pre-Poll	0	0.00%	0	0.00%	0	0.00%	0	0.00%	0	0	0.00%	0	0.00%
61	Returning Officer Callide Pre-Poll	0	0.00%	0	0.00%	0	0.00%	0	0.00%	0	0	0.00%	0	0.00%
62	Returning Officer Caloundra Pre-Poll	0	0.00%	0	0.00%	0	0.00%	0	0.00%	0	0	0.00%	0	0.00%

63	Returning Officer Capalaba Pre-Poll	7	87.50%	0	0.00%	0	0.00%	1	12.50%	8	0	0.00%	8	0.03%
64	Returning Officer Chatsworth Pre-Poll	2	100.00%	0	0.00%	0	0.00%	0	0.00%	2	0	0.00%	2	0.01%
65	Returning Officer Clayfield Pre-Poll	1	25.00%	3	75.00%	0	0.00%	0	0.00%	4	0	0.00%	4	0.01%
66	Returning Officer Condamine Pre-Poll	0	0.00%	0	0.00%	0	0.00%	0	0.00%	0	0	0.00%	0	0.00%
67	Returning Officer Cook Pre-Poll	1	100.00%	0	0.00%	0	0.00%	0	0.00%	1	0	0.00%	1	0.00%
68	Returning Officer Coomera Pre-Poll	1	33.33%	0	0.00%	2	66.67%	0	0.00%	3	0	0.00%	3	0.01%
69	Returning Officer Cooper Pre-Poll	2	66.67%	1	33.33%	0	0.00%	0	0.00%	3	0	0.00%	3	0.01%
70	Returning Officer Currumbin Pre-Poll	0	0.00%	0	0.00%	2	66.67%	1	33.33%	3	0	0.00%	3	0.01%
71	Returning Officer Everton Pre-Poll	1	100.00%	0	0.00%	0	0.00%	0	0.00%	1	0	0.00%	1	0.00%
72	Returning Officer Ferny Grove Pre-Poll	0	0.00%	1	100.00%	0	0.00%	0	0.00%	1	0	0.00%	1	0.00%
73	Returning Officer Gaven Pre-Poll	2	66.67%	0	0.00%	1	33.33%	0	0.00%	3	0	0.00%	3	0.01%
74	Returning Officer Gladstone Pre-Poll	2	66.67%	0	0.00%	1	33.33%	0	0.00%	3	0	0.00%	3	0.01%
75	Returning Officer Glass House Pre-Poll	2	100.00%	0	0.00%	0	0.00%	0	0.00%	2	0	0.00%	2	0.01%
76	Returning Officer Greenslopes Pre-Poll	1	25.00%	1	25.00%	2	50.00%	0	0.00%	4	0	0.00%	4	0.01%
77	Returning Officer Gregory Pre-Poll	0	0.00%	0	0.00%	0	0.00%	2	100.00%	2	0	0.00%	2	0.01%
78	Returning Officer Gympie Pre-Poll	0	0.00%	1	100.00%	0	0.00%	0	0.00%	1	0	0.00%	1	0.00%
79	Returning Officer Hervey Bay Pre-Poll	0	0.00%	0	0.00%	0	0.00%	0	0.00%	0	0	0.00%	0	0.00%
80	Returning Officer Hill Pre-Poll	0	0.00%	0	0.00%	0	0.00%	0	0.00%	0	0	0.00%	0	0.00%
81	Returning Officer Hinchinbrook Pre-Poll	0	0.00%	0	0.00%	0	0.00%	0	0.00%	0	0	0.00%	0	0.00%
82	Returning Officer Inala Pre-Poll	7	63.64%	0	0.00%	2	18.18%	2	18.18%	11	0	0.00%	11	0.04%
83	Returning Officer Ipswich Pre-Poll	1	20.00%	1	20.00%	0	0.00%	3	60.00%	5	0	0.00%	5	0.02%
84	Returning Officer Ipswich West Pre-Poll	0	0.00%	0	0.00%	0	0.00%	0	0.00%	0	0	0.00%	0	0.00%
85	Returning Officer Jordan Pre-Poll	40	50.00%	8	10.00%	16	20.00%	16	20.00%	80	5	5.88%	85	0.29%
86	Returning Officer Kawana Pre-Poll	1	100.00%	0	0.00%	0	0.00%	0	0.00%	1	0	0.00%	1	0.00%
87	Returning Officer Keppel Pre-Poll	0	0.00%	1	100.00%	0	0.00%	0	0.00%	1	0	0.00%	1	0.00%
88	Returning Officer Kurwongbah Pre-Poll	0	0.00%	0	0.00%	0	0.00%	0	0.00%	0	0	0.00%	0	0.00%
89	Returning Officer Lockyer Pre-Poll	0	0.00%	0	0.00%	0	0.00%	0	0.00%	0	0	0.00%	0	0.00%
90	Returning Officer Logan Pre-Poll	135	54.66%	14	5.67%	47	19.03%	51	20.65%	247	15	5.73%	262	0.88%
91	Returning Officer Lytton Pre-Poll	3	42.86%	2	28.57%	1	14.29%	1	14.29%	7	1	12.50%	8	0.03%
92	Returning Officer Macalister Pre-Poll	0	0.00%	0	0.00%	0	0.00%	0	0.00%	0	0	0.00%	0	0.00%
93	Returning Officer Mackay Pre-Poll	0	0.00%	0	0.00%	0	0.00%	0	0.00%	0	0	0.00%	0	0.00%
94	Returning Officer Maiwar Pre-Poll	1	50.00%	0	0.00%	1	50.00%	0	0.00%	2	1	33.33%	3	0.01%
95	Returning Officer Mansfield Pre-Poll	15	65.22%	2	8.70%	4	17.39%	2	8.70%	23	2	8.00%	25	0.08%
96	Returning Officer Maroochydore Pre-Poll	0	0.00%	0	0.00%	0	0.00%	0	0.00%	0	0	0.00%	0	0.00%
97	Returning Officer Maryborough Pre-Poll	1	100.00%	0	0.00%	0	0.00%	0	0.00%	1	0	0.00%	1	0.00%
98	Returning Officer Mcconnel Pre-Poll	2	66.67%	1	33.33%	0	0.00%	0	0.00%	3	0	0.00%	3	0.01%
99	Returning Officer Mermaid Beach Pre-Poll	1	33.33%	0	0.00%	2	66.67%	0	0.00%	3	0	0.00%	3	0.01%
100	Returning Officer Miller Pre-Poll	2	33.33%	0	0.00%	4	66.67%	0	0.00%	6	0	0.00%	6	0.02%
101	Returning Officer Mirani Pre-Poll	0	0.00%	0	0.00%	0	0.00%	0	0.00%	0	0	0.00%	0	0.00%
102	Returning Officer Moggill Pre-Poll	0	0.00%	0	0.00%	0	0.00%	0	0.00%	0	0	0.00%	0	0.00%
103	Returning Officer Morayfield Pre-Poll	0	0.00%	0	0.00%	0	0.00%	0	0.00%	0	0	0.00%	0	0.00%
104	Returning Officer Mount Ommaney Pre-Poll	3	60.00%	1	20.00%	1	20.00%	0	0.00%	5	0	0.00%	5	0.02%
105	Returning Officer Mudgeeraba Pre-Poll	1	50.00%	0	0.00%	1	50.00%	0	0.00%	2	0	0.00%	2	0.01%
106	Returning Officer Mulgrave Pre-Poll	0	0.00%	0	0.00%	0	0.00%	0	0.00%	0	0	0.00%	0	0.00%
107	Returning Officer Mundingburra Pre-Poll	0	0.00%	0	0.00%	0	0.00%	0	0.00%	0	0	0.00%	0	0.00%
108	Returning Officer Murrumba Pre-Poll	4	80.00%	0	0.00%	0	0.00%	1	20.00%	5	0	0.00%	5	0.02%
109	Returning Officer Nanango Pre-Poll	0	0.00%	0	0.00%	0	0.00%	0	0.00%	0	0	0.00%	0	0.00%
110	Returning Officer Nicklin Pre-Poll	0	0.00%	0	0.00%	0	0.00%	0	0.00%	0	0	0.00%	0	0.00%
111	Returning Officer Ninderry Pre-Poll	0	0.00%	0	0.00%	0	0.00%	0	0.00%	0	0	0.00%	0	0.00%
112	Returning Officer Noosa Pre-Poll	0	0.00%	0	0.00%	0	0.00%	0	0.00%	0	0	0.00%	0	0.00%
113	Returning Officer Nudgee Pre-Poll	2	50.00%	0	0.00%	2	50.00%	0	0.00%	4	0	0.00%	4	0.01%
114	Returning Officer Oodgeroo Pre-Poll	0	0.00%	0	0.00%	0	0.00%	0	0.00%	0	0	0.00%	0	0.00%
115	Returning Officer Pine Rivers Pre-Poll	0	0.00%	0	0.00%	1	100.00%	0	0.00%	1	0	0.00%	1	0.00%
116	Returning Officer Pumicestone Pre-Poll	0	0.00%	0	0.00%	0	0.00%	0	0.00%	0	0	0.00%	0	0.00%
117	Returning Officer Redcliffe Pre-Poll	0	0.00%	0	0.00%	0	0.00%	0	0.00%	0	0	0.00%	0	0.00%
118	Returning Officer Redlands Pre-Poll	0	0.00%	0	0.00%	0	0.00%	0	0.00%	0	0	0.00%	0	0.00%
119	Returning Officer Rockhampton Pre-Poll	1	100.00%	0	0.00%	0	0.00%	0	0.00%	1	0	0.00%	1	0.00%
120	Returning Officer Sandgate Pre-Poll	0	0.00%	0	0.00%	0	0.00%	0	0.00%	0	0	0.00%	0	0.00%
121	Returning Officer Scenic Rim Pre-Poll	3	50.00%	0	0.00%	1	16.67%	2	33.33%	6	0	0.00%	6	0.02%
122	Returning Officer South Brisbane Pre-Poll	1	50.00%	0	0.00%	0	0.00%	1	50.00%	2	0	0.00%	2	0.01%
123	Returning Officer Southern Downs Pre-Poll	1	100.00%	0	0.00%	0	0.00%	0	0.00%	1	0	0.00%	1	0.00%
124	Returning Officer Southport Pre-Poll	0	0.00%	0	0.00%	0	0.00%	0	0.00%	0	0	0.00%	0	0.00%
125	Returning Officer Springwood Pre-Poll	222	59.04%	28	7.45%	62	16.49%	64	17.02%	376	34	8.29%	410	1.38%
126	Returning Officer Stafford Pre-Poll	1	50.00%	0	0.00%	1	50.00%	0	0.00%	2	0	0.00%	2	0.01%
127	Returning Officer Stretton Pre-Poll	31	51.67%	2	3.33%	22	36.67%	5	8.33%	60	6	9.09%	66	0.22%
128	Returning Officer Surfers Paradise Pre-Poll	1	100.00%	0	0.00%	0	0.00%	0	0.00%	1	0	0.00%	1	0.00%
129	Returning Officer Theodore Pre-Poll	0	0.00%	0	0.00%	0	0.00%	0	0.00%	0	0	0.00%	0	0.00%
130	Returning Officer Thuringowa Pre-Poll	0	0.00%	0	0.00%	0	0.00%	0	0.00%	0	0	0.00%	0	0.00%
131	Returning Officer Toohey Pre-Poll	8	44.44%	2	11.11%	3	16.67%	5	27.78%	18	4	18.18%	22	0.07%
132	Returning Officer Toowoomba North Pre-Poll	0	0.00%	0	0.00%	0	0.00%	0	0.00%	0	0	0.00%	0	0.00%
133	Returning Officer Toowoomba South Pre-Poll	0	0.00%	0	0.00%	1	100.00%	0	0.00%	1	0	0.00%	1	0.00%

134	Returning Officer Townsville Pre-Poll	0	0.00%	0	0.00%	0	0.00%	0	0.00%	0	0	0.00%	0	0.00%
135	Returning Officer Traeger Pre-Poll	1	50.00%	1	50.00%	0	0.00%	0	0.00%	2	0	0.00%	2	0.01%
136	Returning Officer Warrego Pre-Poll	1	100.00%	0	0.00%	0	0.00%	0	0.00%	1	0	0.00%	1	0.00%
137	Returning Officer Waterford Pre-Poll	0	0.00%	0	0.00%	0	0.00%	0	0.00%	0	0	0.00%	0	0.00%
138	Returning Officer Whitsunday Pre-Poll	0	0.00%	0	0.00%	1	100.00%	0	0.00%	1	0	0.00%	1	0.00%
	Polling Booth Totals	**15,015**	**65.84%**	**1,632**	**7.16%**	**3,354**	**14.71%**	**2,803**	**12.29%**	**22,804**	**1,891**	**7.66%**	**24,695**	**82.99%**
	Postal, Special Postal, Unenrolled Votes	1,789	63.53%	185	6.57%	504	17.90%	338	12.00%	2,816	317	10.12%	3,133	10.53%
	Pre-Poll (In Person) Absent Votes	41	57.75%	9	12.68%	12	16.90%	9	12.68%	71	11	13.41%	82	0.28%
	Polling Day Absent Votes	846	56.70%	222	14.88%	223	14.95%	201	13.47%	1,492	105	6.57%	1,597	5.37%
	Declared Institution Votes	44	69.84%	4	6.35%	7	11.11%	8	12.70%	63	2	3.08%	65	0.22%
	Polling Day Declaration Votes	102	60.00%	20	11.76%	22	12.94%	26	15.29%	170	14	7.61%	184	0.62%
	Uncertain Identity	0	0.00%	0	0.00%	0	0.00%	0	0.00%	0	0	0.00%	0	0.00%
	Declaration and Pre-Poll Votes Totals	**2,822**	**61.19%**	**440**	**9.54%**	**768**	**16.65%**	**582**	**12.62%**	**4,612**	**449**	**8.87%**	**5,061**	**17.01%**
	Total First Preference Votes	**17,837**	**65.06%**	**2,072**	**7.56%**	**4,122**	**15.04%**	**3,385**	**12.35%**	**27,416**	**2,340**	**7.86%**	**29,756**	**100.00%**

Distribution of Preferences

Preference Distribution	* DICK Cameron Votes	%	RICE Jacob Votes	%	ROOMS Michael Votes	%	PALMER Trevor Votes	%	Votes remaining in count	Exhausted Votes	%	Total Formal Votes
First Preference Votes	17,837	65.06%	2,072	7.56%	4,122	15.04%	3,385	12.35%	27,416			27,416
RICE Excluded (1st)	**1,149**	**55.45%**			**324**	**15.64%**	**599**	**28.91%**	**2,072**	**0**	**0.00%**	**2,072**
Total	18,986	69.25%			4,446	16.22%	3,984	14.53%	27,416	0	0.00%	27,416
PALMER Excluded (2nd)	**1,951**	**48.97%**			**2,033**	**51.03%**			**3,984**	**0**	**0.00%**	**3,984**
District Total	**20,937**	**76.37%**			**6,479**	**23.63%**			**27,416**	**0**	**0.00%**	**27,416**

*** Indicates the winner**

Two Candidate Preferred Results After Preferences by Booth

2017 State General Election

Two Candidate Preferred Results After Preferences By Booth

1. Algester						33,643
		ENOCH, Leeanne ALP		PATTISON, Clinton LNP		Total Exhausted	Total Formal
No.	Polling Booth	Votes	%	Votes	%	Votes	Votes
1	Acacia Ridge	761	73.81	270	26.19	0	1,031
2	Algester	2,151	64.38	1,190	35.62	0	3,341
3	Algester South	1,337	63.36	773	36.64	0	2,110
4	Boronia Heights	115	67.25	56	32.75	0	171
5	Browns Plains	747	69.55	327	30.45	0	1,074
6	Calamvale	1,364	63.74	776	36.26	0	2,140
7	Forest Lake	104	67.97	49	32.03	0	153
8	Forest Lake East	802	69.98	344	30.02	0	1,146
9	Grand Avenue	271	64.83	147	35.17	0	418
10	Hillcrest	1,203	61.19	763	38.81	0	1,966
11	Regents Park	657	64.16	367	35.84	0	1,024
12	Stretton	274	65.71	143	34.29	0	417
13	Sunnybank Hills	100	65.36	53	34.64	0	153
14	Watson Road	1,330	74.30	460	25.70	0	1,790
15	Yugumbir	473	70.49	198	29.51	0	671
16	Brisbane CBD All-Districts Centre	25	75.76	8	24.24	0	33
17	Bundaberg All-Districts Centre	1	100.00	0	0.00	0	1
18	Burleigh All-Districts Centre	1	50.00	1	50.00	0	2
19	Cairns All-Districts Centre	0	0.00	0	0.00	0	0
20	East Brisbane All-Districts Centre	6	50.00	6	50.00	0	12
21	Hervey Bay All-Districts Centre	2	100.00	0	0.00	0	2
22	Mackay All-Districts Centre	1	100.00	0	0.00	0	1
23	Maroochydore All-Districts Centre	1	100.00	0	0.00	0	1
24	Morayfield All-Districts Centre	0	0.00	0	0.00	0	0
25	Noosa All-Districts Centre	0	0.00	0	0.00	0	0
26	Oodgeroo All-Districts Centre	2	100.00	0	0.00	0	2
27	Redcliffe All-Districts Centre	2	66.67	1	33.33	0	3
28	Southport All-Districts Centre	0	0.00	0	0.00	0	0
29	Telephone Voting	0	0.00	1	100.00	0	1
30	Townsville All-Districts Centre	1	100.00	0	0.00	0	1
31	Vulture Street All-Districts Centre	2	66.67	1	33.33	0	3
32	Woolloongabba All-Districts Centre	7	87.50	1	12.50	0	8
33	Brisbane CBD All-Districts Centre Pre-Poll	355	66.85	176	33.15	0	531
34	Bundaberg All-Districts Centre Pre-Poll	0	0.00	1	100.00	0	1
35	Burleigh All-Districts Centre Pre-Poll	4	33.33	8	66.67	0	12
36	Cairns All-Districts Centre Pre-Poll	0	0.00	0	0.00	0	0
37	Electoral Visit	72	56.69	55	43.31	0	127
38	Hervey Bay All-Districts Centre Pre-poll	2	33.33	4	66.67	0	6
39	Mackay All-Districts Centre Pre-Poll	4	66.67	2	33.33	0	6
40	Maroochydore All-Districts Centre Pre-	1	33.33	2	66.67	0	3

2017 State General Election

Two Candidate Preferred Results After Preferences By Booth

1. Algester						33,643
		ENOCH, Leeanne ALP		PATTISON, Clinton LNP		Total Exhausted	Total Formal
No.	Polling Booth	Votes	%	Votes	%	Votes	Votes
41	Morayfield All-Districts Centre Pre-poll	4	57.14	3	42.86	0	7
42	Noosa All-Districts Centre Pre-Poll	5	71.43	2	28.57	0	7
43	Oodgeroo All-Districts Centre Pre-Poll	9	56.25	7	43.75	0	16
44	Redcliffe All-Districts Centre Pre-Poll	1	20.00	4	80.00	0	5
45	Southport All-Districts Centre Pre-Poll	6	46.15	7	53.85	0	13
46	Telephone Voting - Pre-poll	6	85.71	1	14.29	0	7
47	Townsville All-Districts Centre Pre-Poll	3	60.00	2	40.00	0	5
48	eAssist - Coorparoo Pre-Poll	6	66.67	3	33.33	0	9
49	Returning Officer Algester Pre-Poll	1,452	55.67	1,156	44.33	0	2,608
50	Returning Officer Aspley Pre-Poll	0	0.00	0	0.00	0	0
51	Returning Officer Bancroft Pre-Poll	0	0.00	0	0.00	0	0
52	Returning Officer Barron River Pre-Poll	0	0.00	0	0.00	0	0
53	Returning Officer Bonney Pre-Poll	0	0.00	0	0.00	0	0
54	Returning Officer Broadwater Pre-Poll	0	0.00	1	100.00	0	1
55	Returning Officer Buderim Pre-Poll	0	0.00	1	100.00	0	1
56	Returning Officer Bulimba Pre-Poll	2	66.67	1	33.33	0	3
57	Returning Officer Bundaberg Pre-Poll	0	0.00	0	0.00	0	0
58	Returning Officer Bundamba Pre-Poll	5	55.56	4	44.44	0	9
59	Returning Officer Burdekin Pre-Poll	0	0.00	0	0.00	0	0
60	Returning Officer Burleigh Pre-Poll	0	0.00	0	0.00	0	0
61	Returning Officer Burnett Pre-Poll	0	0.00	0	0.00	0	0
62	Returning Officer Cairns Pre-Poll	0	0.00	0	0.00	0	0
63	Returning Officer Callide Pre-Poll	0	0.00	0	0.00	0	0
64	Returning Officer Caloundra Pre-Poll	2	66.67	1	33.33	0	3
65	Returning Officer Capalaba Pre-Poll	4	100.00	0	0.00	0	4
66	Returning Officer Chatsworth Pre-Poll	1	20.00	4	80.00	0	5
67	Returning Officer Clayfield Pre-Poll	1	50.00	1	50.00	0	2
68	Returning Officer Condamine Pre-Poll	0	0.00	0	0.00	0	0
69	Returning Officer Cook Pre-Poll	0	0.00	0	0.00	0	0
70	Returning Officer Coomera Pre-Poll	2	50.00	2	50.00	0	4
71	Returning Officer Cooper Pre-Poll	4	80.00	1	20.00	0	5
72	Returning Officer Currumbin Pre-Poll	1	100.00	0	0.00	0	1
73	Returning Officer Everton Pre-Poll	0	0.00	1	100.00	0	1
74	Returning Officer Ferny Grove Pre-Poll	1	100.00	0	0.00	0	1
75	Returning Officer Gaven Pre-Poll	0	0.00	0	0.00	0	0
76	Returning Officer Gladstone Pre-Poll	1	33.33	2	66.67	0	3
77	Returning Officer Glass House Pre-Poll	0	0.00	1	100.00	0	1
78	Returning Officer Greenslopes Pre-Poll	9	45.00	11	55.00	0	20
79	Returning Officer Gregory Pre-Poll	0	0.00	0	0.00	0	0
80	Returning Officer Gympie Pre-Poll	1	50.00	1	50.00	0	2

2017 State General Election

Two Candidate Preferred Results After Preferences By Booth

1. Algester						33,643
		ENOCH, Leeanne ALP		PATTISON, Clinton LNP		Total Exhausted	Total Formal
No.	Polling Booth	Votes	%	Votes	%	Votes	Votes
81	Returning Officer Hervey Bay Pre-Poll	0	0.00	0	0.00	0	0
82	Returning Officer Hill Pre-Poll	0	0.00	0	0.00	0	0
83	Returning Officer Hinchinbrook Pre-Poll	0	0.00	0	0.00	0	0
84	Returning Officer Inala Pre-Poll	86	64.18	48	35.82	0	134
85	Returning Officer Ipswich Pre-Poll	6	75.00	2	25.00	0	8
86	Returning Officer Ipswich West Pre-Poll	0	0.00	0	0.00	0	0
87	Returning Officer Jordan Pre-Poll	0	0.00	0	0.00	0	0
88	Returning Officer Kawana Pre-Poll	1	50.00	1	50.00	0	2
89	Returning Officer Keppel Pre-Poll	0	0.00	1	100.00	0	1
90	Returning Officer Kurwongbah Pre-Poll	2	100.00	0	0.00	0	2
91	Returning Officer Lockyer Pre-Poll	1	20.00	4	80.00	0	5
92	Returning Officer Logan Pre-Poll	24	63.16	14	36.84	0	38
93	Returning Officer Lytton Pre-Poll	5	62.50	3	37.50	0	8
94	Returning Officer Macalister Pre-Poll	0	0.00	0	0.00	0	0
95	Returning Officer Mackay Pre-Poll	4	66.67	2	33.33	0	6
96	Returning Officer Maiwar Pre-Poll	2	28.57	5	71.43	0	7
97	Returning Officer Mansfield Pre-Poll	15	50.00	15	50.00	0	30
98	Returning Officer Maroochydore Pre-Poll	0	0.00	0	0.00	0	0
99	Returning Officer Maryborough Pre-Poll	2	100.00	0	0.00	0	2
100	Returning Officer Mcconnel Pre-Poll	6	54.55	5	45.45	0	11
101	Returning Officer Mermaid Beach Pre-Poll	0	0.00	2	100.00	0	2
102	Returning Officer Miller Pre-Poll	52	59.77	35	40.23	0	87
103	Returning Officer Mirani Pre-Poll	0	0.00	0	0.00	0	0
104	Returning Officer Moggill Pre-Poll	1	50.00	1	50.00	0	2
105	Returning Officer Morayfield Pre-Poll	0	0.00	0	0.00	0	0
106	Returning Officer Mount Ommaney Pre-	6	50.00	6	50.00	0	12
107	Returning Officer Mudgeeraba Pre-Poll	0	0.00	0	0.00	0	0
108	Returning Officer Mulgrave Pre-Poll	0	0.00	0	0.00	0	0
109	Returning Officer Mundingburra Pre-Poll	0	0.00	0	0.00	0	0
110	Returning Officer Murrumba Pre-Poll	0	0.00	0	0.00	0	0
111	Returning Officer Nanango Pre-Poll	0	0.00	0	0.00	0	0
112	Returning Officer Nicklin Pre-Poll	0	0.00	2	100.00	0	2
113	Returning Officer Ninderry Pre-Poll	2	100.00	0	0.00	0	2
114	Returning Officer Noosa Pre-Poll	0	0.00	0	0.00	0	0
115	Returning Officer Nudgee Pre-Poll	0	0.00	1	100.00	0	1
116	Returning Officer Oodgeroo Pre-Poll	0	0.00	0	0.00	0	0
117	Returning Officer Pine Rivers Pre-Poll	2	100.00	0	0.00	0	2
118	Returning Officer Pumicestone Pre-Poll	0	0.00	2	100.00	0	2
119	Returning Officer Redcliffe Pre-Poll	0	0.00	0	0.00	0	0
120	Returning Officer Redlands Pre-Poll	1	20.00	4	80.00	0	5

2017 State General Election

Two Candidate Preferred Results After Preferences By Booth

1. Algester						33,643
		ENOCH, Leeanne ALP		PATTISON, Clinton LNP		Total Exhausted	Total Formal
No.	Polling Booth	Votes	%	Votes	%	Votes	Votes
121	Returning Officer Rockhampton Pre-Poll	0	0.00	1	100.00	0	1
122	Returning Officer Sandgate Pre-Poll	0	0.00	1	100.00	0	1
123	Returning Officer Scenic Rim Pre-Poll	2	25.00	6	75.00	0	8
124	Returning Officer South Brisbane Pre-Poll	0	0.00	3	100.00	0	3
125	Returning Officer Southern Downs Pre-	0	0.00	0	0.00	0	0
126	Returning Officer Southport Pre-Poll	0	0.00	0	0.00	0	0
127	Returning Officer Springwood Pre-Poll	22	57.89	16	42.11	0	38
128	Returning Officer Stafford Pre-Poll	0	0.00	2	100.00	0	2
129	Returning Officer Stretton Pre-Poll	248	68.51	114	31.49	0	362
130	Returning Officer Surfers Paradise Pre-	0	0.00	1	100.00	0	1
131	Returning Officer Theodore Pre-Poll	1	100.00	0	0.00	0	1
132	Returning Officer Thuringowa Pre-Poll	0	0.00	0	0.00	0	0
133	Returning Officer Toohey Pre-Poll	124	61.39	78	38.61	0	202
134	Returning Officer Toowoomba North Pre-	2	100.00	0	0.00	0	2
135	Returning Officer Toowoomba South Pre-	0	0.00	2	100.00	0	2
136	Returning Officer Townsville Pre-Poll	0	0.00	0	0.00	0	0
137	Returning Officer Traeger Pre-Poll	1	100.00	0	0.00	0	1
138	Returning Officer Warrego Pre-Poll	1	33.33	2	66.67	0	3
139	Returning Officer Waterford Pre-Poll	0	0.00	0	0.00	0	0
140	Returning Officer Whitsunday Pre-Poll	0	0.00	0	0.00	0	0
141	Returning Officer Woodridge Pre-Poll	264	70.78	109	29.22	0	373
	Polling Booth Totals	**14,587**	**64.90**	**7,888**	**35.10**	**0**	**22,475**
301	Postal, Special Postal, Unenrolled Votes	2,187	60.97	1,400	39.03	0	3,587
302	Pre-Poll (In Person) Absent Votes	69	58.97	48	41.03	0	117
303	Polling Day Absent Votes	944	64.75	514	35.25	0	1,458
305	Declared Institution Votes	32	72.73	12	27.27	0	44
306	Polling Day Declaration Votes	79	79.00	21	21.00	0	100
308	Uncertain Identity	0	0.00	0	0.00	0	0
	Declaration Vote Totals	**3,311**	**62.40**	**1,995**	**37.60**	**0**	**5,306**
	Total Final Preference Votes	**17,898**	**64.43**	**9,883**	**35.57**	**0**	**27,781**

2017 State General Election

Two Candidate Preferred Results After Preferences By Booth

2. Aspley 36,873

No.	Polling Booth	MELLISH, Bart ALP Votes	%	DAVIS, Tracy LNP Votes	%	Total Exhausted Votes	Total Formal Votes
1	Albany Hills	112	43.41	146	56.59	0	258
2	Aspley	1,351	56.06	1,059	43.94	0	2,410
3	Aspley East	1,003	56.60	769	43.40	0	1,772
4	Aspley South	1,241	51.34	1,176	48.66	0	2,417
5	Bald Hills	1,110	61.36	699	38.64	0	1,809
6	Bracken Ridge West	85	57.05	64	42.95	0	149
7	Bridgeman Downs	1,104	41.95	1,528	58.05	0	2,632
8	Chermside West	873	57.13	655	42.87	0	1,528
9	Fitzgibbon	122	59.80	82	40.20	0	204
10	Geebung	1,131	66.41	572	33.59	0	1,703
11	McDowall	1,220	50.25	1,208	49.75	0	2,428
12	Taigum	147	59.51	100	40.49	0	247
13	Zillmere	541	62.33	327	37.67	0	868
14	Zillmere North	61	63.54	35	36.46	0	96
15	Brisbane CBD All-Districts Centre	43	76.79	13	23.21	0	56
16	Bundaberg All-Districts Centre	2	100.00	0	0.00	0	2
17	Burleigh All-Districts Centre	0	0.00	0	0.00	0	0
18	Cairns All-Districts Centre	0	0.00	0	0.00	0	0
19	East Brisbane All-Districts Centre	5	55.56	4	44.44	0	9
20	Hervey Bay All-Districts Centre	0	0.00	0	0.00	0	0
21	Mackay All-Districts Centre	1	50.00	1	50.00	0	2
22	Maroochydore All-Districts Centre	0	0.00	2	100.00	0	2
23	Morayfield All-Districts Centre	3	50.00	3	50.00	0	6
24	Noosa All-Districts Centre	0	0.00	2	100.00	0	2
25	Oodgeroo All-Districts Centre	0	0.00	0	0.00	0	0
26	Redcliffe All-Districts Centre	2	66.67	1	33.33	0	3
27	Southport All-Districts Centre	0	0.00	0	0.00	0	0
28	Telephone Voting	3	60.00	2	40.00	0	5
29	Townsville All-Districts Centre	0	0.00	0	0.00	0	0
30	Vulture Street All-Districts Centre	1	100.00	0	0.00	0	1
31	Woolloongabba All-Districts Centre	3	50.00	3	50.00	0	6
32	Brisbane CBD All-Districts Centre Pre-Poll	468	59.77	315	40.23	0	783
33	Bundaberg All-Districts Centre Pre-Poll	0	0.00	2	100.00	0	2
34	Burleigh All-Districts Centre Pre-Poll	6	50.00	6	50.00	0	12
35	Cairns All-Districts Centre Pre-Poll	3	100.00	0	0.00	0	3
36	Electoral Visit	122	38.73	193	61.27	0	315
37	Hervey Bay All-Districts Centre Pre-poll	4	57.14	3	42.86	0	7
38	Mackay All-Districts Centre Pre-Poll	2	100.00	0	0.00	0	2
39	Maroochydore All-Districts Centre Pre-	9	52.94	8	47.06	0	17
40	Morayfield All-Districts Centre Pre-poll	6	35.29	11	64.71	0	17

2017 State General Election

Two Candidate Preferred Results After Preferences By Booth

2. Aspley						36,873
	MELLISH, Bart ALP		DAVIS, Tracy LNP		Total Exhausted	Total Formal
No. Polling Booth	Votes	%	Votes	%	Votes	Votes
41 Noosa All-Districts Centre Pre-Poll	2	40.00	3	60.00	0	5
42 Oodgeroo All-Districts Centre Pre-Poll	1	50.00	1	50.00	0	2
43 Redcliffe All-Districts Centre Pre-Poll	39	54.93	32	45.07	0	71
44 Southport All-Districts Centre Pre-Poll	1	14.29	6	85.71	0	7
45 Telephone Voting - Pre-poll	7	58.33	5	41.67	0	12
46 Townsville All-Districts Centre Pre-Poll	3	100.00	0	0.00	0	3
47 eAssist - Coorparoo Pre-Poll	0	0.00	1	100.00	0	1
48 Returning Officer Aspley Pre-Poll	2,187	43.98	2,786	56.02	0	4,973
49 Returning Officer Algester Pre-Poll	0	0.00	0	0.00	0	0
50 Returning Officer Bancroft Pre-Poll	2	66.67	1	33.33	0	3
51 Returning Officer Barron River Pre-Poll	0	0.00	0	0.00	0	0
52 Returning Officer Bonney Pre-Poll	1	100.00	0	0.00	0	1
53 Returning Officer Broadwater Pre-Poll	0	0.00	0	0.00	0	0
54 Returning Officer Buderim Pre-Poll	0	0.00	0	0.00	0	0
55 Returning Officer Bulimba Pre-Poll	3	37.50	5	62.50	0	8
56 Returning Officer Bundaberg Pre-Poll	0	0.00	0	0.00	0	0
57 Returning Officer Bundamba Pre-Poll	1	50.00	1	50.00	0	2
58 Returning Officer Burdekin Pre-Poll	0	0.00	0	0.00	0	0
59 Returning Officer Burleigh Pre-Poll	0	0.00	0	0.00	0	0
60 Returning Officer Burnett Pre-Poll	0	0.00	0	0.00	0	0
61 Returning Officer Cairns Pre-Poll	0	0.00	0	0.00	0	0
62 Returning Officer Callide Pre-Poll	1	50.00	1	50.00	0	2
63 Returning Officer Caloundra Pre-Poll	7	35.00	13	65.00	0	20
64 Returning Officer Capalaba Pre-Poll	2	100.00	0	0.00	0	2
65 Returning Officer Chatsworth Pre-Poll	0	0.00	0	0.00	0	0
66 Returning Officer Clayfield Pre-Poll	10	26.32	28	73.68	0	38
67 Returning Officer Condamine Pre-Poll	0	0.00	1	100.00	0	1
68 Returning Officer Cook Pre-Poll	1	100.00	0	0.00	0	1
69 Returning Officer Coomera Pre-Poll	1	100.00	0	0.00	0	1
70 Returning Officer Cooper Pre-Poll	5	55.56	4	44.44	0	9
71 Returning Officer Currumbin Pre-Poll	0	0.00	0	0.00	0	0
72 Returning Officer Everton Pre-Poll	89	44.72	110	55.28	0	199
73 Returning Officer Ferny Grove Pre-Poll	14	42.42	19	57.58	0	33
74 Returning Officer Gaven Pre-Poll	0	0.00	0	0.00	0	0
75 Returning Officer Gladstone Pre-Poll	1	50.00	1	50.00	0	2
76 Returning Officer Glass House Pre-Poll	1	33.33	2	66.67	0	3
77 Returning Officer Greenslopes Pre-Poll	2	66.67	1	33.33	0	3
78 Returning Officer Gregory Pre-Poll	0	0.00	0	0.00	0	0
79 Returning Officer Gympie Pre-Poll	1	100.00	0	0.00	0	1
80 Returning Officer Hervey Bay Pre-Poll	0	0.00	0	0.00	0	0

2017 State General Election

Two Candidate Preferred Results After Preferences By Booth

2. Aspley						36,873
		MELLISH, Bart ALP		DAVIS, Tracy LNP		Total Exhausted	Total Formal
No.	Polling Booth	Votes	%	Votes	%	Votes	Votes
81	Returning Officer Hill Pre-Poll	0	0.00	0	0.00	0	0
82	Returning Officer Hinchinbrook Pre-Poll	0	0.00	0	0.00	0	0
83	Returning Officer Inala Pre-Poll	2	66.67	1	33.33	0	3
84	Returning Officer Ipswich Pre-Poll	0	0.00	2	100.00	0	2
85	Returning Officer Ipswich West Pre-Poll	0	0.00	0	0.00	0	0
86	Returning Officer Jordan Pre-Poll	1	50.00	1	50.00	0	2
87	Returning Officer Kawana Pre-Poll	1	50.00	1	50.00	0	2
88	Returning Officer Keppel Pre-Poll	1	100.00	0	0.00	0	1
89	Returning Officer Kurwongbah Pre-Poll	1	25.00	3	75.00	0	4
90	Returning Officer Lockyer Pre-Poll	1	100.00	0	0.00	0	1
91	Returning Officer Logan Pre-Poll	0	0.00	1	100.00	0	1
92	Returning Officer Lytton Pre-Poll	2	66.67	1	33.33	0	3
93	Returning Officer Macalister Pre-Poll	0	0.00	0	0.00	0	0
94	Returning Officer Mackay Pre-Poll	0	0.00	0	0.00	0	0
95	Returning Officer Maiwar Pre-Poll	4	66.67	2	33.33	0	6
96	Returning Officer Mansfield Pre-Poll	1	33.33	2	66.67	0	3
97	Returning Officer Maroochydore Pre-Poll	0	0.00	0	0.00	0	0
98	Returning Officer Maryborough Pre-Poll	0	0.00	0	0.00	0	0
99	Returning Officer Mcconnel Pre-Poll	15	45.45	18	54.55	0	33
100	Returning Officer Mermaid Beach Pre-Poll	0	0.00	0	0.00	0	0
101	Returning Officer Miller Pre-Poll	0	0.00	2	100.00	0	2
102	Returning Officer Mirani Pre-Poll	0	0.00	0	0.00	0	0
103	Returning Officer Moggill Pre-Poll	2	66.67	1	33.33	0	3
104	Returning Officer Morayfield Pre-Poll	0	0.00	0	0.00	0	0
105	Returning Officer Mount Ommaney Pre-	1	100.00	0	0.00	0	1
106	Returning Officer Mudgeeraba Pre-Poll	0	0.00	0	0.00	0	0
107	Returning Officer Mulgrave Pre-Poll	0	0.00	0	0.00	0	0
108	Returning Officer Mundingburra Pre-Poll	0	0.00	0	0.00	0	0
109	Returning Officer Murrumba Pre-Poll	6	35.29	11	64.71	0	17
110	Returning Officer Nanango Pre-Poll	0	0.00	0	0.00	0	0
111	Returning Officer Nicklin Pre-Poll	1	100.00	0	0.00	0	1
112	Returning Officer Ninderry Pre-Poll	1	100.00	0	0.00	0	1
113	Returning Officer Noosa Pre-Poll	0	0.00	0	0.00	0	0
114	Returning Officer Nudgee Pre-Poll	37	56.06	29	43.94	0	66
115	Returning Officer Oodgeroo Pre-Poll	0	0.00	0	0.00	0	0
116	Returning Officer Pine Rivers Pre-Poll	88	53.66	76	46.34	0	164
117	Returning Officer Pumicestone Pre-Poll	0	0.00	0	0.00	0	0
118	Returning Officer Redcliffe Pre-Poll	0	0.00	0	0.00	0	0
119	Returning Officer Redlands Pre-Poll	0	0.00	0	0.00	0	0
120	Returning Officer Rockhampton Pre-Poll	0	0.00	0	0.00	0	0

2017 State General Election

Two Candidate Preferred Results After Preferences By Booth

2. Aspley						36,873
		MELLISH, Bart ALP		DAVIS, Tracy LNP		Total Exhausted	Total Formal
No.	Polling Booth	Votes	%	Votes	%	Votes	Votes
121	Returning Officer Sandgate Pre-Poll	66	60.55	43	39.45	0	109
122	Returning Officer Scenic Rim Pre-Poll	1	33.33	2	66.67	0	3
123	Returning Officer South Brisbane Pre-Poll	4	40.00	6	60.00	0	10
124	Returning Officer Southern Downs Pre-	0	0.00	1	100.00	0	1
125	Returning Officer Southport Pre-Poll	0	0.00	0	0.00	0	0
126	Returning Officer Springwood Pre-Poll	1	100.00	0	0.00	0	1
127	Returning Officer Stafford Pre-Poll	60	40.00	90	60.00	0	150
128	Returning Officer Stretton Pre-Poll	1	100.00	0	0.00	0	1
129	Returning Officer Surfers Paradise Pre-	0	0.00	0	0.00	0	0
130	Returning Officer Theodore Pre-Poll	0	0.00	0	0.00	0	0
131	Returning Officer Thuringowa Pre-Poll	0	0.00	0	0.00	0	0
132	Returning Officer Toohey Pre-Poll	3	60.00	2	40.00	0	5
133	Returning Officer Toowoomba North Pre-	1	100.00	0	0.00	0	1
134	Returning Officer Toowoomba South Pre-	1	100.00	0	0.00	0	1
135	Returning Officer Townsville Pre-Poll	0	0.00	0	0.00	0	0
136	Returning Officer Traeger Pre-Poll	1	20.00	4	80.00	0	5
137	Returning Officer Warrego Pre-Poll	0	0.00	0	0.00	0	0
138	Returning Officer Waterford Pre-Poll	0	0.00	0	0.00	0	0
139	Returning Officer Whitsunday Pre-Poll	0	0.00	0	0.00	0	0
140	Returning Officer Woodridge Pre-Poll	1	100.00	0	0.00	0	1
	Polling Booth Totals	**13,471**	**52.25**	**12,309**	**47.75**	**0**	**25,780**
301	Postal, Special Postal, Unenrolled Votes	1,813	41.60	2,545	58.40	0	4,358
302	Pre-Poll (In Person) Absent Votes	46	54.12	39	45.88	0	85
303	Polling Day Absent Votes	1,030	58.86	720	41.14	0	1,750
305	Declared Institution Votes	42	50.00	42	50.00	0	84
306	Polling Day Declaration Votes	28	54.90	23	45.10	0	51
308	Uncertain Identity	0	0.00	0	0.00	0	0
	Declaration Vote Totals	**2,959**	**46.76**	**3,369**	**53.24**	**0**	**6,328**
	Total Final Preference Votes	**16,430**	**51.17**	**15,678**	**48.83**	**0**	**32,108**

2017 State General Election

Two Candidate Preferred Results After Preferences By Booth

3. Bancroft						34,056
		WHITING, Chris ALP		THOMAS, Kara LNP		Total Exhausted	Total Formal
No.	Polling Booth	Votes	%	Votes	%	Votes	Votes
1	Bayview Terrace	969	65.03	521	34.97	0	1,490
2	Burpengary	81	66.39	41	33.61	0	122
3	Burpengary East	767	51.93	710	48.07	0	1,477
4	Burpengary North	213	54.90	175	45.10	0	388
5	Deception Bay	318	67.09	156	32.91	0	474
6	Deception Bay North	813	61.59	507	38.41	0	1,320
7	Deception Bay South	928	59.26	638	40.74	0	1,566
8	Kallangur	64	66.67	32	33.33	0	96
9	Kippa-Ring West	130	64.68	71	35.32	0	201
10	Mango Hill	639	57.78	467	42.22	0	1,106
11	Mango Hill East	124	57.41	92	42.59	0	216
12	Moreton Downs	565	57.48	418	42.52	0	983
13	Murrumba Downs	44	64.71	24	35.29	0	68
14	North Lakes	1,109	54.68	919	45.32	0	2,028
15	North Lakes North	2,132	55.67	1,698	44.33	0	3,830
16	Rothwell	286	53.36	250	46.64	0	536
17	Brisbane CBD All-Districts Centre	15	68.18	7	31.82	0	22
18	Bundaberg All-Districts Centre	0	0.00	0	0.00	0	0
19	Burleigh All-Districts Centre	4	80.00	1	20.00	0	5
20	Cairns All-Districts Centre	0	0.00	0	0.00	0	0
21	East Brisbane All-Districts Centre	0	0.00	0	0.00	0	0
22	Hervey Bay All-Districts Centre	0	0.00	0	0.00	0	0
23	Mackay All-Districts Centre	2	66.67	1	33.33	0	3
24	Maroochydore All-Districts Centre	1	50.00	1	50.00	0	2
25	Morayfield All-Districts Centre	14	58.33	10	41.67	0	24
26	Noosa All-Districts Centre	1	50.00	1	50.00	0	2
27	Oodgeroo All-Districts Centre	1	100.00	0	0.00	0	1
28	Redcliffe All-Districts Centre	10	62.50	6	37.50	0	16
29	Southport All-Districts Centre	0	0.00	1	100.00	0	1
30	Telephone Voting	1	25.00	3	75.00	0	4
31	Townsville All-Districts Centre	0	0.00	0	0.00	0	0
32	Vulture Street All-Districts Centre	0	0.00	0	0.00	0	0
33	Woolloongabba All-Districts Centre	0	0.00	0	0.00	0	0
34	Brisbane CBD All-Districts Centre Pre-Poll	102	56.98	77	43.02	0	179
35	Bundaberg All-Districts Centre Pre-Poll	1	33.33	2	66.67	0	3
36	Burleigh All-Districts Centre Pre-Poll	2	66.67	1	33.33	0	3
37	Cairns All-Districts Centre Pre-Poll	1	25.00	3	75.00	0	4
38	Electoral Visit	78	52.35	71	47.65	0	149
39	Hervey Bay All-Districts Centre Pre-poll	3	50.00	3	50.00	0	6
40	Mackay All-Districts Centre Pre-Poll	3	100.00	0	0.00	0	3

2017 State General Election

Two Candidate Preferred Results After Preferences By Booth

3. Bancroft						34,056
		WHITING, Chris ALP		THOMAS, Kara LNP		Total Exhausted	Total Formal
No.	Polling Booth	Votes	%	Votes	%	Votes	Votes
41	Maroochydore All-Districts Centre Pre-	2	33.33	4	66.67	0	6
42	Morayfield All-Districts Centre Pre-poll	350	56.27	272	43.73	0	622
43	Noosa All-Districts Centre Pre-Poll	6	75.00	2	25.00	0	8
44	Oodgeroo All-Districts Centre Pre-Poll	2	100.00	0	0.00	0	2
45	Redcliffe All-Districts Centre Pre-Poll	488	50.15	485	49.85	0	973
46	Southport All-Districts Centre Pre-Poll	1	25.00	3	75.00	0	4
47	Telephone Voting - Pre-poll	1	11.11	8	88.89	0	9
48	Townsville All-Districts Centre Pre-Poll	1	50.00	1	50.00	0	2
49	eAssist - Coorparoo Pre-Poll	0	0.00	0	0.00	0	0
50	Returning Officer Bancroft Pre-Poll	1,886	53.58	1,634	46.42	0	3,520
51	Returning Officer Algester Pre-Poll	1	100.00	0	0.00	0	1
52	Returning Officer Aspley Pre-Poll	14	58.33	10	41.67	0	24
53	Returning Officer Barron River Pre-Poll	0	0.00	0	0.00	0	0
54	Returning Officer Bonney Pre-Poll	0	0.00	0	0.00	0	0
55	Returning Officer Broadwater Pre-Poll	0	0.00	0	0.00	0	0
56	Returning Officer Buderim Pre-Poll	2	100.00	0	0.00	0	2
57	Returning Officer Bulimba Pre-Poll	1	50.00	1	50.00	0	2
58	Returning Officer Bundaberg Pre-Poll	0	0.00	0	0.00	0	0
59	Returning Officer Bundamba Pre-Poll	0	0.00	0	0.00	0	0
60	Returning Officer Burdekin Pre-Poll	0	0.00	0	0.00	0	0
61	Returning Officer Burleigh Pre-Poll	0	0.00	0	0.00	0	0
62	Returning Officer Burnett Pre-Poll	0	0.00	0	0.00	0	0
63	Returning Officer Cairns Pre-Poll	0	0.00	0	0.00	0	0
64	Returning Officer Callide Pre-Poll	0	0.00	0	0.00	0	0
65	Returning Officer Caloundra Pre-Poll	5	71.43	2	28.57	0	7
66	Returning Officer Capalaba Pre-Poll	4	80.00	1	20.00	0	5
67	Returning Officer Chatsworth Pre-Poll	0	0.00	0	0.00	0	0
68	Returning Officer Clayfield Pre-Poll	5	62.50	3	37.50	0	8
69	Returning Officer Condamine Pre-Poll	0	0.00	0	0.00	0	0
70	Returning Officer Cook Pre-Poll	1	100.00	0	0.00	0	1
71	Returning Officer Coomera Pre-Poll	1	100.00	0	0.00	0	1
72	Returning Officer Cooper Pre-Poll	0	0.00	1	100.00	0	1
73	Returning Officer Currumbin Pre-Poll	0	0.00	0	0.00	0	0
74	Returning Officer Everton Pre-Poll	0	0.00	2	100.00	0	2
75	Returning Officer Ferny Grove Pre-Poll	1	25.00	3	75.00	0	4
76	Returning Officer Gaven Pre-Poll	0	0.00	0	0.00	0	0
77	Returning Officer Gladstone Pre-Poll	6	100.00	0	0.00	0	6
78	Returning Officer Glass House Pre-Poll	0	0.00	0	0.00	0	0
79	Returning Officer Greenslopes Pre-Poll	1	50.00	1	50.00	0	2
80	Returning Officer Gregory Pre-Poll	0	0.00	0	0.00	0	0

2017 State General Election

Two Candidate Preferred Results After Preferences By Booth

3. Bancroft							34,056
		WHITING, Chris ALP		THOMAS, Kara LNP		Total Exhausted	Total Formal
No.	Polling Booth	Votes	%	Votes	%	Votes	Votes
81	Returning Officer Gympie Pre-Poll	2	100.00	0	0.00	0	2
82	Returning Officer Hervey Bay Pre-Poll	0	0.00	0	0.00	0	0
83	Returning Officer Hill Pre-Poll	1	25.00	3	75.00	0	4
84	Returning Officer Hinchinbrook Pre-Poll	0	0.00	0	0.00	0	0
85	Returning Officer Inala Pre-Poll	1	50.00	1	50.00	0	2
86	Returning Officer Ipswich Pre-Poll	0	0.00	1	100.00	0	1
87	Returning Officer Ipswich West Pre-Poll	0	0.00	0	0.00	0	0
88	Returning Officer Jordan Pre-Poll	0	0.00	0	0.00	0	0
89	Returning Officer Kawana Pre-Poll	4	66.67	2	33.33	0	6
90	Returning Officer Keppel Pre-Poll	0	0.00	0	0.00	0	0
91	Returning Officer Kurwongbah Pre-Poll	598	52.18	548	47.82	0	1,146
92	Returning Officer Lockyer Pre-Poll	0	0.00	0	0.00	0	0
93	Returning Officer Logan Pre-Poll	1	100.00	0	0.00	0	1
94	Returning Officer Lytton Pre-Poll	1	50.00	1	50.00	0	2
95	Returning Officer Macalister Pre-Poll	0	0.00	0	0.00	0	0
96	Returning Officer Mackay Pre-Poll	0	0.00	0	0.00	0	0
97	Returning Officer Maiwar Pre-Poll	1	100.00	0	0.00	0	1
98	Returning Officer Mansfield Pre-Poll	2	66.67	1	33.33	0	3
99	Returning Officer Maroochydore Pre-Poll	0	0.00	0	0.00	0	0
100	Returning Officer Maryborough Pre-Poll	1	50.00	1	50.00	0	2
101	Returning Officer Mcconnel Pre-Poll	1	25.00	3	75.00	0	4
102	Returning Officer Mermaid Beach Pre-Poll	1	100.00	0	0.00	0	1
103	Returning Officer Miller Pre-Poll	0	0.00	3	100.00	0	3
104	Returning Officer Mirani Pre-Poll	0	0.00	0	0.00	0	0
105	Returning Officer Moggill Pre-Poll	0	0.00	1	100.00	0	1
106	Returning Officer Morayfield Pre-Poll	0	0.00	0	0.00	0	0
107	Returning Officer Mount Ommaney Pre-	0	0.00	0	0.00	0	0
108	Returning Officer Mudgeeraba Pre-Poll	0	0.00	0	0.00	0	0
109	Returning Officer Mulgrave Pre-Poll	0	0.00	0	0.00	0	0
110	Returning Officer Mundingburra Pre-Poll	0	0.00	0	0.00	0	0
111	Returning Officer Murrumba Pre-Poll	300	53.38	262	46.62	0	562
112	Returning Officer Nanango Pre-Poll	3	100.00	0	0.00	0	3
113	Returning Officer Nicklin Pre-Poll	1	100.00	0	0.00	0	1
114	Returning Officer Ninderry Pre-Poll	0	0.00	1	100.00	0	1
115	Returning Officer Noosa Pre-Poll	0	0.00	0	0.00	0	0
116	Returning Officer Nudgee Pre-Poll	5	35.71	9	64.29	0	14
117	Returning Officer Oodgeroo Pre-Poll	0	0.00	0	0.00	0	0
118	Returning Officer Pine Rivers Pre-Poll	37	58.73	26	41.27	0	63
119	Returning Officer Pumicestone Pre-Poll	18	39.13	28	60.87	0	46
120	Returning Officer Redcliffe Pre-Poll	0	0.00	0	0.00	0	0

2017 State General Election

Two Candidate Preferred Results After Preferences By Booth

3. Bancroft							34,056
		WHITING, Chris ALP		THOMAS, Kara LNP		Total Exhausted	Total Formal
No.	Polling Booth	Votes	%	Votes	%	Votes	Votes
121	Returning Officer Redlands Pre-Poll	0	0.00	0	0.00	0	0
122	Returning Officer Rockhampton Pre-Poll	3	50.00	3	50.00	0	6
123	Returning Officer Sandgate Pre-Poll	14	46.67	16	53.33	0	30
124	Returning Officer Scenic Rim Pre-Poll	0	0.00	0	0.00	0	0
125	Returning Officer South Brisbane Pre-Poll	3	42.86	4	57.14	0	7
126	Returning Officer Southern Downs Pre-	0	0.00	3	100.00	0	3
127	Returning Officer Southport Pre-Poll	0	0.00	0	0.00	0	0
128	Returning Officer Springwood Pre-Poll	0	0.00	0	0.00	0	0
129	Returning Officer Stafford Pre-Poll	4	40.00	6	60.00	0	10
130	Returning Officer Stretton Pre-Poll	0	0.00	0	0.00	0	0
131	Returning Officer Surfers Paradise Pre-	0	0.00	0	0.00	0	0
132	Returning Officer Theodore Pre-Poll	0	0.00	1	100.00	0	1
133	Returning Officer Thuringowa Pre-Poll	0	0.00	0	0.00	0	0
134	Returning Officer Toohey Pre-Poll	1	100.00	0	0.00	0	1
135	Returning Officer Toowoomba North Pre-	1	50.00	1	50.00	0	2
136	Returning Officer Toowoomba South Pre-	1	16.67	5	83.33	0	6
137	Returning Officer Townsville Pre-Poll	0	0.00	0	0.00	0	0
138	Returning Officer Traeger Pre-Poll	0	0.00	0	0.00	0	0
139	Returning Officer Warrego Pre-Poll	0	0.00	0	0.00	0	0
140	Returning Officer Waterford Pre-Poll	0	0.00	0	0.00	0	0
141	Returning Officer Whitsunday Pre-Poll	0	0.00	2	100.00	0	2
142	Returning Officer Woodridge Pre-Poll	1	100.00	0	0.00	0	1
	Polling Booth Totals	**13,206**	**56.25**	**10,272**	**43.75**	**0**	**23,478**
301	Postal, Special Postal, Unenrolled Votes	1,758	54.41	1,473	45.59	0	3,231
302	Pre-Poll (In Person) Absent Votes	77	58.33	55	41.67	0	132
303	Polling Day Absent Votes	866	58.79	607	41.21	0	1,473
305	Declared Institution Votes	54	65.06	29	34.94	0	83
306	Polling Day Declaration Votes	68	56.20	53	43.80	0	121
308	Uncertain Identity	0	0.00	0	0.00	0	0
	Declaration Vote Totals	**2,823**	**56.01**	**2,217**	**43.99**	**0**	**5,040**
	Total Final Preference Votes	**16,029**	**56.21**	**12,489**	**43.79**	**0**	**28,518**

2017 State General Election

Two Candidate Preferred Results After Preferences By Booth

4. Barron River						35,423
		CRAWFORD, Craig ALP		TROUT, Michael LNP		Total Exhausted	Total Formal
No.	Polling Booth	Votes	%	Votes	%	Votes	Votes
1	Cairns City	145	55.34	117	44.66	0	262
2	Caravonica	776	51.32	736	48.68	0	1,512
3	Clifton Beach	932	49.03	969	50.97	0	1,901
4	Edge Hill	112	61.54	70	38.46	0	182
5	Freshwater	589	55.83	466	44.17	0	1,055
6	Holloways Beach	471	53.40	411	46.60	0	882
7	Kewarra Beach	836	54.82	689	45.18	0	1,525
8	Kuranda	1,064	65.92	550	34.08	0	1,614
9	Machans Beach	259	69.62	113	30.38	0	372
10	Redlynch	1,165	50.09	1,161	49.91	0	2,326
11	Smithfield	1,124	54.59	935	45.41	0	2,059
12	Stratford	452	56.15	353	43.85	0	805
13	Trinity Beach	1,043	49.79	1,052	50.21	0	2,095
14	Whitfield	31	44.29	39	55.71	0	70
15	Yorkeys Knob	632	55.63	504	44.37	0	1,136
16	Brisbane CBD All-Districts Centre	5	71.43	2	28.57	0	7
17	Bundaberg All-Districts Centre	0	0.00	0	0.00	0	0
18	Burleigh All-Districts Centre	0	0.00	0	0.00	0	0
19	Cairns All-Districts Centre	64	47.76	70	52.24	0	134
20	East Brisbane All-Districts Centre	0	0.00	0	0.00	0	0
21	Hervey Bay All-Districts Centre	0	0.00	0	0.00	0	0
22	Mackay All-Districts Centre	0	0.00	0	0.00	0	0
23	Maroochydore All-Districts Centre	0	0.00	1	100.00	0	1
24	Morayfield All-Districts Centre	0	0.00	0	0.00	0	0
25	Noosa All-Districts Centre	3	100.00	0	0.00	0	3
26	Oodgeroo All-Districts Centre	1	100.00	0	0.00	0	1
27	Redcliffe All-Districts Centre	1	100.00	0	0.00	0	1
28	Southport All-Districts Centre	0	0.00	1	100.00	0	1
29	Telephone Voting	0	0.00	0	0.00	0	0
30	Townsville All-Districts Centre	3	60.00	2	40.00	0	5
31	Vulture Street All-Districts Centre	0	0.00	0	0.00	0	0
32	Woolloongabba All-Districts Centre	0	0.00	0	0.00	0	0
33	Brisbane CBD All-Districts Centre Pre-Poll	21	60.00	14	40.00	0	35
34	Bundaberg All-Districts Centre Pre-Poll	2	100.00	0	0.00	0	2
35	Burleigh All-Districts Centre Pre-Poll	3	50.00	3	50.00	0	6
36	Cairns All-Districts Centre Pre-Poll	2,193	47.71	2,404	52.29	0	4,597
37	Electoral Visit	28	51.85	26	48.15	0	54
38	Hervey Bay All-Districts Centre Pre-poll	1	50.00	1	50.00	0	2
39	Mackay All-Districts Centre Pre-Poll	2	33.33	4	66.67	0	6
40	Maroochydore All-Districts Centre Pre-	1	33.33	2	66.67	0	3

2017 State General Election

Two Candidate Preferred Results After Preferences By Booth

4. Barron River						35,423
		CRAWFORD, Craig ALP		TROUT, Michael LNP		Total Exhausted	Total Formal
No.	Polling Booth	Votes	%	Votes	%	Votes	Votes
41	Morayfield All-Districts Centre Pre-poll	0	0.00	0	0.00	0	0
42	Noosa All-Districts Centre Pre-Poll	4	66.67	2	33.33	0	6
43	Oodgeroo All-Districts Centre Pre-Poll	0	0.00	1	100.00	0	1
44	Redcliffe All-Districts Centre Pre-Poll	2	50.00	2	50.00	0	4
45	Southport All-Districts Centre Pre-Poll	1	20.00	4	80.00	0	5
46	Telephone Voting - Pre-poll	9	81.82	2	18.18	0	11
47	Townsville All-Districts Centre Pre-Poll	13	54.17	11	45.83	0	24
48	eAssist - Coorparoo Pre-Poll	0	0.00	0	0.00	0	0
49	Returning Officer Barron River Pre-Poll	1,053	45.43	1,265	54.57	0	2,318
50	Returning Officer Algester Pre-Poll	0	0.00	0	0.00	0	0
51	Returning Officer Aspley Pre-Poll	0	0.00	1	100.00	0	1
52	Returning Officer Bancroft Pre-Poll	0	0.00	0	0.00	0	0
53	Returning Officer Bonney Pre-Poll	0	0.00	1	100.00	0	1
54	Returning Officer Broadwater Pre-Poll	0	0.00	2	100.00	0	2
55	Returning Officer Buderim Pre-Poll	2	50.00	2	50.00	0	4
56	Returning Officer Bulimba Pre-Poll	0	0.00	1	100.00	0	1
57	Returning Officer Bundaberg Pre-Poll	0	0.00	0	0.00	0	0
58	Returning Officer Bundamba Pre-Poll	0	0.00	0	0.00	0	0
59	Returning Officer Burdekin Pre-Poll	0	0.00	0	0.00	0	0
60	Returning Officer Burleigh Pre-Poll	0	0.00	0	0.00	0	0
61	Returning Officer Burnett Pre-Poll	0	0.00	0	0.00	0	0
62	Returning Officer Cairns Pre-Poll	0	0.00	0	0.00	0	0
63	Returning Officer Callide Pre-Poll	0	0.00	0	0.00	0	0
64	Returning Officer Caloundra Pre-Poll	1	14.29	6	85.71	0	7
65	Returning Officer Capalaba Pre-Poll	0	0.00	0	0.00	0	0
66	Returning Officer Chatsworth Pre-Poll	0	0.00	0	0.00	0	0
67	Returning Officer Clayfield Pre-Poll	0	0.00	0	0.00	0	0
68	Returning Officer Condamine Pre-Poll	0	0.00	0	0.00	0	0
69	Returning Officer Cook Pre-Poll	63	49.61	64	50.39	0	127
70	Returning Officer Coomera Pre-Poll	0	0.00	0	0.00	0	0
71	Returning Officer Cooper Pre-Poll	1	100.00	0	0.00	0	1
72	Returning Officer Currumbin Pre-Poll	0	0.00	1	100.00	0	1
73	Returning Officer Everton Pre-Poll	0	0.00	0	0.00	0	0
74	Returning Officer Ferny Grove Pre-Poll	0	0.00	0	0.00	0	0
75	Returning Officer Gaven Pre-Poll	1	33.33	2	66.67	0	3
76	Returning Officer Gladstone Pre-Poll	0	0.00	3	100.00	0	3
77	Returning Officer Glass House Pre-Poll	0	0.00	0	0.00	0	0
78	Returning Officer Greenslopes Pre-Poll	0	0.00	0	0.00	0	0
79	Returning Officer Gregory Pre-Poll	0	0.00	5	100.00	0	5
80	Returning Officer Gympie Pre-Poll	1	100.00	0	0.00	0	1

2017 State General Election

Two Candidate Preferred Results After Preferences By Booth

4. Barron River						35,423
		CRAWFORD, Craig ALP		TROUT, Michael LNP		Total Exhausted	Total Formal
No.	Polling Booth	Votes	%	Votes	%	Votes	Votes
81	Returning Officer Hervey Bay Pre-Poll	0	0.00	0	0.00	0	0
82	Returning Officer Hill Pre-Poll	5	50.00	5	50.00	0	10
83	Returning Officer Hinchinbrook Pre-Poll	3	75.00	1	25.00	0	4
84	Returning Officer Inala Pre-Poll	0	0.00	0	0.00	0	0
85	Returning Officer Ipswich Pre-Poll	2	66.67	1	33.33	0	3
86	Returning Officer Ipswich West Pre-Poll	0	0.00	0	0.00	0	0
87	Returning Officer Jordan Pre-Poll	2	100.00	0	0.00	0	2
88	Returning Officer Kawana Pre-Poll	0	0.00	3	100.00	0	3
89	Returning Officer Keppel Pre-Poll	1	33.33	2	66.67	0	3
90	Returning Officer Kurwongbah Pre-Poll	0	0.00	0	0.00	0	0
91	Returning Officer Lockyer Pre-Poll	0	0.00	0	0.00	0	0
92	Returning Officer Logan Pre-Poll	0	0.00	1	100.00	0	1
93	Returning Officer Lytton Pre-Poll	0	0.00	6	100.00	0	6
94	Returning Officer Macalister Pre-Poll	0	0.00	0	0.00	0	0
95	Returning Officer Mackay Pre-Poll	2	33.33	4	66.67	0	6
96	Returning Officer Maiwar Pre-Poll	1	20.00	4	80.00	0	5
97	Returning Officer Mansfield Pre-Poll	2	100.00	0	0.00	0	2
98	Returning Officer Maroochydore Pre-Poll	0	0.00	0	0.00	0	0
99	Returning Officer Maryborough Pre-Poll	2	66.67	1	33.33	0	3
100	Returning Officer Mcconnel Pre-Poll	0	0.00	0	0.00	0	0
101	Returning Officer Mermaid Beach Pre-Poll	0	0.00	0	0.00	0	0
102	Returning Officer Miller Pre-Poll	0	0.00	0	0.00	0	0
103	Returning Officer Mirani Pre-Poll	0	0.00	0	0.00	0	0
104	Returning Officer Moggill Pre-Poll	0	0.00	0	0.00	0	0
105	Returning Officer Morayfield Pre-Poll	0	0.00	0	0.00	0	0
106	Returning Officer Mount Ommaney Pre-	2	100.00	0	0.00	0	2
107	Returning Officer Mudgeeraba Pre-Poll	1	100.00	0	0.00	0	1
108	Returning Officer Mulgrave Pre-Poll	10	41.67	14	58.33	0	24
109	Returning Officer Mundingburra Pre-Poll	0	0.00	0	0.00	0	0
110	Returning Officer Murrumba Pre-Poll	1	100.00	0	0.00	0	1
111	Returning Officer Nanango Pre-Poll	0	0.00	0	0.00	0	0
112	Returning Officer Nicklin Pre-Poll	3	60.00	2	40.00	0	5
113	Returning Officer Ninderry Pre-Poll	0	0.00	1	100.00	0	1
114	Returning Officer Noosa Pre-Poll	0	0.00	0	0.00	0	0
115	Returning Officer Nudgee Pre-Poll	0	0.00	0	0.00	0	0
116	Returning Officer Oodgeroo Pre-Poll	0	0.00	0	0.00	0	0
117	Returning Officer Pine Rivers Pre-Poll	0	0.00	0	0.00	0	0
118	Returning Officer Pumicestone Pre-Poll	0	0.00	0	0.00	0	0
119	Returning Officer Redcliffe Pre-Poll	0	0.00	0	0.00	0	0
120	Returning Officer Redlands Pre-Poll	0	0.00	0	0.00	0	0

2017 State General Election

Two Candidate Preferred Results After Preferences By Booth

4. Barron River						35,423
		CRAWFORD, Craig ALP		TROUT, Michael LNP		Total Exhausted	Total Formal
No.	Polling Booth	Votes	%	Votes	%	Votes	Votes
121	Returning Officer Rockhampton Pre-Poll	2	66.67	1	33.33	0	3
122	Returning Officer Sandgate Pre-Poll	0	0.00	0	0.00	0	0
123	Returning Officer Scenic Rim Pre-Poll	0	0.00	0	0.00	0	0
124	Returning Officer South Brisbane Pre-Poll	0	0.00	2	100.00	0	2
125	Returning Officer Southern Downs Pre-	0	0.00	0	0.00	0	0
126	Returning Officer Southport Pre-Poll	0	0.00	0	0.00	0	0
127	Returning Officer Springwood Pre-Poll	2	66.67	1	33.33	0	3
128	Returning Officer Stafford Pre-Poll	1	33.33	2	66.67	0	3
129	Returning Officer Stretton Pre-Poll	0	0.00	1	100.00	0	1
130	Returning Officer Surfers Paradise Pre-	0	0.00	3	100.00	0	3
131	Returning Officer Theodore Pre-Poll	0	0.00	0	0.00	0	0
132	Returning Officer Thuringowa Pre-Poll	0	0.00	0	0.00	0	0
133	Returning Officer Toohey Pre-Poll	0	0.00	3	100.00	0	3
134	Returning Officer Toowoomba North Pre-	1	25.00	3	75.00	0	4
135	Returning Officer Toowoomba South Pre-	0	0.00	2	100.00	0	2
136	Returning Officer Townsville Pre-Poll	0	0.00	0	0.00	0	0
137	Returning Officer Traeger Pre-Poll	4	66.67	2	33.33	0	6
138	Returning Officer Warrego Pre-Poll	0	0.00	0	0.00	0	0
139	Returning Officer Waterford Pre-Poll	0	0.00	0	0.00	0	0
140	Returning Officer Whitsunday Pre-Poll	0	0.00	1	100.00	0	1
141	Returning Officer Woodridge Pre-Poll	0	0.00	0	0.00	0	0
	Polling Booth Totals	**13,157**	**52.02**	**12,136**	**47.98**	**0**	**25,293**
301	Postal, Special Postal, Unenrolled Votes	1,117	50.00	1,117	50.00	0	2,234
302	Pre-Poll (In Person) Absent Votes	104	52.79	93	47.21	0	197
303	Polling Day Absent Votes	279	53.86	239	46.14	0	518
305	Declared Institution Votes	6	20.00	24	80.00	0	30
306	Polling Day Declaration Votes	44	50.57	43	49.43	0	87
308	Uncertain Identity	0	0.00	0	0.00	0	0
	Declaration Vote Totals	**1,550**	**50.55**	**1,516**	**49.45**	**0**	**3,066**
	Total Final Preference Votes	**14,707**	**51.86**	**13,652**	**48.14**	**0**	**28,359**

2017 State General Election

Two Candidate Preferred Results After Preferences By Booth

5. Bonney						33,230
		O'CONNOR, Sam LNP		HOLZBERGER, Rowan ALP		Total Exhausted	Total Formal
No.	Polling Booth	Votes	%	Votes	%	Votes	Votes
1	Arundel	2,031	50.79	1,968	49.21	0	3,999
2	Arundel East	427	46.62	489	53.38	0	916
3	Ashmore	70	39.77	106	60.23	0	176
4	Biggera Waters	509	55.57	407	44.43	0	916
5	Coombabah High	418	47.66	459	52.34	0	877
6	Harley Park	823	49.64	835	50.36	0	1,658
7	Labrador	1,491	47.53	1,646	52.47	0	3,137
8	Paradise Point	70	67.96	33	32.04	0	103
9	Runaway Bay	106	55.21	86	44.79	0	192
10	Southport North	566	40.84	820	59.16	0	1,386
11	Southport West	45	45.45	54	54.55	0	99
12	Brisbane CBD All-Districts Centre	8	53.33	7	46.67	0	15
13	Bundaberg All-Districts Centre	0	0.00	0	0.00	0	0
14	Burleigh All-Districts Centre	8	47.06	9	52.94	0	17
15	Cairns All-Districts Centre	0	0.00	0	0.00	0	0
16	East Brisbane All-Districts Centre	2	40.00	3	60.00	0	5
17	Hervey Bay All-Districts Centre	0	0.00	0	0.00	0	0
18	Mackay All-Districts Centre	0	0.00	2	100.00	0	2
19	Maroochydore All-Districts Centre	0	0.00	2	100.00	0	2
20	Morayfield All-Districts Centre	0	0.00	0	0.00	0	0
21	Noosa All-Districts Centre	0	0.00	0	0.00	0	0
22	Oodgeroo All-Districts Centre	0	0.00	1	100.00	0	1
23	Redcliffe All-Districts Centre	0	0.00	0	0.00	0	0
24	Southport All-Districts Centre	29	50.88	28	49.12	0	57
25	Telephone Voting	1	100.00	0	0.00	0	1
26	Townsville All-Districts Centre	0	0.00	0	0.00	0	0
27	Vulture Street All-Districts Centre	0	0.00	2	100.00	0	2
28	Woolloongabba All-Districts Centre	1	20.00	4	80.00	0	5
29	Brisbane CBD All-Districts Centre Pre-Poll	22	45.83	26	54.17	0	48
30	Bundaberg All-Districts Centre Pre-Poll	1	25.00	3	75.00	0	4
31	Burleigh All-Districts Centre Pre-Poll	53	51.46	50	48.54	0	103
32	Cairns All-Districts Centre Pre-Poll	4	57.14	3	42.86	0	7
33	Electoral Visit	125	55.07	102	44.93	0	227
34	Hervey Bay All-Districts Centre Pre-poll	0	0.00	4	100.00	0	4
35	Mackay All-Districts Centre Pre-Poll	0	0.00	3	100.00	0	3
36	Maroochydore All-Districts Centre Pre-	0	0.00	0	0.00	0	0
37	Morayfield All-Districts Centre Pre-poll	1	33.33	2	66.67	0	3
38	Noosa All-Districts Centre Pre-Poll	0	0.00	0	0.00	0	0
39	Oodgeroo All-Districts Centre Pre-Poll	2	40.00	3	60.00	0	5
40	Redcliffe All-Districts Centre Pre-Poll	0	0.00	0	0.00	0	0

2017 State General Election

Two Candidate Preferred Results After Preferences By Booth

5. Bonney						33,230
		O'CONNOR, Sam LNP		HOLZBERGER, Rowan ALP		Total Exhausted	Total Formal
No.	Polling Booth	Votes	%	Votes	%	Votes	Votes
41	Southport All-Districts Centre Pre-Poll	1,536	53.24	1,349	46.76	0	2,885
42	Telephone Voting - Pre-poll	2	20.00	8	80.00	0	10
43	Townsville All-Districts Centre Pre-Poll	0	0.00	1	100.00	0	1
44	eAssist - Coorparoo Pre-Poll	1	33.33	2	66.67	0	3
45	Returning Officer Bonney Pre-Poll	1,490	56.14	1,164	43.86	0	2,654
46	Returning Officer Algester Pre-Poll	0	0.00	0	0.00	0	0
47	Returning Officer Aspley Pre-Poll	0	0.00	2	100.00	0	2
48	Returning Officer Bancroft Pre-Poll	0	0.00	0	0.00	0	0
49	Returning Officer Barron River Pre-Poll	0	0.00	0	0.00	0	0
50	Returning Officer Broadwater Pre-Poll	923	63.18	538	36.82	0	1,461
51	Returning Officer Buderim Pre-Poll	0	0.00	0	0.00	0	0
52	Returning Officer Bulimba Pre-Poll	0	0.00	0	0.00	0	0
53	Returning Officer Bundaberg Pre-Poll	0	0.00	0	0.00	0	0
54	Returning Officer Bundamba Pre-Poll	1	33.33	2	66.67	0	3
55	Returning Officer Burdekin Pre-Poll	0	0.00	0	0.00	0	0
56	Returning Officer Burleigh Pre-Poll	0	0.00	0	0.00	0	0
57	Returning Officer Burnett Pre-Poll	0	0.00	0	0.00	0	0
58	Returning Officer Cairns Pre-Poll	0	0.00	0	0.00	0	0
59	Returning Officer Callide Pre-Poll	0	0.00	0	0.00	0	0
60	Returning Officer Caloundra Pre-Poll	0	0.00	0	0.00	0	0
61	Returning Officer Capalaba Pre-Poll	1	100.00	0	0.00	0	1
62	Returning Officer Chatsworth Pre-Poll	2	100.00	0	0.00	0	2
63	Returning Officer Clayfield Pre-Poll	0	0.00	1	100.00	0	1
64	Returning Officer Condamine Pre-Poll	2	100.00	0	0.00	0	2
65	Returning Officer Cook Pre-Poll	2	100.00	0	0.00	0	2
66	Returning Officer Coomera Pre-Poll	6	50.00	6	50.00	0	12
67	Returning Officer Cooper Pre-Poll	1	50.00	1	50.00	0	2
68	Returning Officer Currumbin Pre-Poll	7	63.64	4	36.36	0	11
69	Returning Officer Everton Pre-Poll	1	100.00	0	0.00	0	1
70	Returning Officer Ferny Grove Pre-Poll	0	0.00	0	0.00	0	0
71	Returning Officer Gaven Pre-Poll	41	51.25	39	48.75	0	80
72	Returning Officer Gladstone Pre-Poll	1	50.00	1	50.00	0	2
73	Returning Officer Glass House Pre-Poll	0	0.00	0	0.00	0	0
74	Returning Officer Greenslopes Pre-Poll	1	100.00	0	0.00	0	1
75	Returning Officer Gregory Pre-Poll	0	0.00	0	0.00	0	0
76	Returning Officer Gympie Pre-Poll	1	100.00	0	0.00	0	1
77	Returning Officer Hervey Bay Pre-Poll	0	0.00	0	0.00	0	0
78	Returning Officer Hill Pre-Poll	0	0.00	0	0.00	0	0
79	Returning Officer Hinchinbrook Pre-Poll	0	0.00	0	0.00	0	0
80	Returning Officer Inala Pre-Poll	0	0.00	1	100.00	0	1

2017 State General Election

Two Candidate Preferred Results After Preferences By Booth

5. Bonney							33,230
		O'CONNOR, Sam LNP		HOLZBERGER, Rowan ALP		Total Exhausted	Total Formal
No.	Polling Booth	Votes	%	Votes	%	Votes	Votes
81	Returning Officer Ipswich Pre-Poll	0	0.00	0	0.00	0	0
82	Returning Officer Ipswich West Pre-Poll	0	0.00	0	0.00	0	0
83	Returning Officer Jordan Pre-Poll	1	33.33	2	66.67	0	3
84	Returning Officer Kawana Pre-Poll	1	100.00	0	0.00	0	1
85	Returning Officer Keppel Pre-Poll	0	0.00	0	0.00	0	0
86	Returning Officer Kurwongbah Pre-Poll	0	0.00	0	0.00	0	0
87	Returning Officer Lockyer Pre-Poll	0	0.00	0	0.00	0	0
88	Returning Officer Logan Pre-Poll	0	0.00	3	100.00	0	3
89	Returning Officer Lytton Pre-Poll	0	0.00	0	0.00	0	0
90	Returning Officer Macalister Pre-Poll	0	0.00	0	0.00	0	0
91	Returning Officer Mackay Pre-Poll	0	0.00	0	0.00	0	0
92	Returning Officer Maiwar Pre-Poll	0	0.00	0	0.00	0	0
93	Returning Officer Mansfield Pre-Poll	0	0.00	1	100.00	0	1
94	Returning Officer Maroochydore Pre-Poll	0	0.00	0	0.00	0	0
95	Returning Officer Maryborough Pre-Poll	1	33.33	2	66.67	0	3
96	Returning Officer Mcconnel Pre-Poll	2	100.00	0	0.00	0	2
97	Returning Officer Mermaid Beach Pre-Poll	32	58.18	23	41.82	0	55
98	Returning Officer Miller Pre-Poll	0	0.00	0	0.00	0	0
99	Returning Officer Mirani Pre-Poll	0	0.00	0	0.00	0	0
100	Returning Officer Moggill Pre-Poll	0	0.00	0	0.00	0	0
101	Returning Officer Morayfield Pre-Poll	0	0.00	0	0.00	0	0
102	Returning Officer Mount Ommaney Pre-	0	0.00	0	0.00	0	0
103	Returning Officer Mudgeeraba Pre-Poll	7	33.33	14	66.67	0	21
104	Returning Officer Mulgrave Pre-Poll	0	0.00	0	0.00	0	0
105	Returning Officer Mundingburra Pre-Poll	0	0.00	0	0.00	0	0
106	Returning Officer Murrumba Pre-Poll	1	100.00	0	0.00	0	1
107	Returning Officer Nanango Pre-Poll	0	0.00	0	0.00	0	0
108	Returning Officer Nicklin Pre-Poll	0	0.00	0	0.00	0	0
109	Returning Officer Ninderry Pre-Poll	0	0.00	0	0.00	0	0
110	Returning Officer Noosa Pre-Poll	0	0.00	0	0.00	0	0
111	Returning Officer Nudgee Pre-Poll	1	100.00	0	0.00	0	1
112	Returning Officer Oodgeroo Pre-Poll	0	0.00	0	0.00	0	0
113	Returning Officer Pine Rivers Pre-Poll	0	0.00	0	0.00	0	0
114	Returning Officer Pumicestone Pre-Poll	2	100.00	0	0.00	0	2
115	Returning Officer Redcliffe Pre-Poll	0	0.00	0	0.00	0	0
116	Returning Officer Redlands Pre-Poll	0	0.00	1	100.00	0	1
117	Returning Officer Rockhampton Pre-Poll	1	100.00	0	0.00	0	1
118	Returning Officer Sandgate Pre-Poll	0	0.00	0	0.00	0	0
119	Returning Officer Scenic Rim Pre-Poll	3	75.00	1	25.00	0	4
120	Returning Officer South Brisbane Pre-Poll	1	100.00	0	0.00	0	1

2017 State General Election

Two Candidate Preferred Results After Preferences By Booth

5. Bonney							33,230
		O'CONNOR, Sam LNP		HOLZBERGER, Rowan ALP		Total Exhausted	Total Formal
No.	Polling Booth	Votes	%	Votes	%	Votes	Votes
121	Returning Officer Southern Downs Pre-	1	100.00	0	0.00	0	1
122	Returning Officer Southport Pre-Poll	0	0.00	0	0.00	0	0
123	Returning Officer Springwood Pre-Poll	11	52.38	10	47.62	0	21
124	Returning Officer Stafford Pre-Poll	1	50.00	1	50.00	0	2
125	Returning Officer Stretton Pre-Poll	0	0.00	1	100.00	0	1
126	Returning Officer Surfers Paradise Pre-	36	62.07	22	37.93	0	58
127	Returning Officer Theodore Pre-Poll	8	57.14	6	42.86	0	14
128	Returning Officer Thuringowa Pre-Poll	0	0.00	0	0.00	0	0
129	Returning Officer Toohey Pre-Poll	0	0.00	0	0.00	0	0
130	Returning Officer Toowoomba North Pre-	1	50.00	1	50.00	0	2
131	Returning Officer Toowoomba South Pre-	1	100.00	0	0.00	0	1
132	Returning Officer Townsville Pre-Poll	0	0.00	0	0.00	0	0
133	Returning Officer Traeger Pre-Poll	0	0.00	1	100.00	0	1
134	Returning Officer Warrego Pre-Poll	0	0.00	0	0.00	0	0
135	Returning Officer Waterford Pre-Poll	0	0.00	0	0.00	0	0
136	Returning Officer Whitsunday Pre-Poll	1	100.00	0	0.00	0	1
137	Returning Officer Woodridge Pre-Poll	1	33.33	2	66.67	0	3
	Polling Booth Totals	**10,946**	**51.36**	**10,367**	**48.64**	**0**	**21,313**
301	Postal, Special Postal, Unenrolled Votes	1,634	57.54	1,206	42.46	0	2,840
302	Pre-Poll (In Person) Absent Votes	34	44.74	42	55.26	0	76
303	Polling Day Absent Votes	760	46.17	886	53.83	0	1,646
305	Declared Institution Votes	30	46.15	35	53.85	0	65
306	Polling Day Declaration Votes	35	59.32	24	40.68	0	59
308	Uncertain Identity	0	0.00	0	0.00	0	0
	Declaration Vote Totals	**2,493**	**53.20**	**2,193**	**46.80**	**0**	**4,686**
	Total Final Preference Votes	**13,439**	**51.69**	**12,560**	**48.31**	**0**	**25,999**

2017 State General Election

Two Candidate Preferred Results After Preferences By Booth

6. Broadwater						33,511
		CRISAFULLI, David LNP		FLORI, Peter ALP		Total Exhausted	Total Formal
No.	Polling Booth	Votes	%	Votes	%	Votes	Votes
1	Biggera Waters	756	58.79	530	41.21	0	1,286
2	Coombabah	836	59.67	565	40.33	0	1,401
3	Coombabah High	467	54.49	390	45.51	0	857
4	Coomera	147	72.06	57	27.94	0	204
5	Harley Park	71	63.96	40	36.04	0	111
6	Helensvale North	953	62.33	576	37.67	0	1,529
7	Hope Island	1,800	72.49	683	27.51	0	2,483
8	Labrador	54	58.06	39	41.94	0	93
9	Paradise Lakes	469	50.11	467	49.89	0	936
10	Paradise Point	1,922	68.16	898	31.84	0	2,820
11	Runaway Bay	1,049	66.73	523	33.27	0	1,572
12	Brisbane CBD All-Districts Centre	2	33.33	4	66.67	0	6
13	Bundaberg All-Districts Centre	4	66.67	2	33.33	0	6
14	Burleigh All-Districts Centre	6	75.00	2	25.00	0	8
15	Cairns All-Districts Centre	1	100.00	0	0.00	0	1
16	East Brisbane All-Districts Centre	6	60.00	4	40.00	0	10
17	Hervey Bay All-Districts Centre	0	0.00	0	0.00	0	0
18	Mackay All-Districts Centre	0	0.00	0	0.00	0	0
19	Maroochydore All-Districts Centre	0	0.00	0	0.00	0	0
20	Morayfield All-Districts Centre	0	0.00	0	0.00	0	0
21	Noosa All-Districts Centre	2	100.00	0	0.00	0	2
22	Oodgeroo All-Districts Centre	0	0.00	0	0.00	0	0
23	Redcliffe All-Districts Centre	0	0.00	0	0.00	0	0
24	Southport All-Districts Centre	16	76.19	5	23.81	0	21
25	Telephone Voting	4	80.00	1	20.00	0	5
26	Townsville All-Districts Centre	0	0.00	0	0.00	0	0
27	Vulture Street All-Districts Centre	2	66.67	1	33.33	0	3
28	Woolloongabba All-Districts Centre	0	0.00	2	100.00	0	2
29	Brisbane CBD All-Districts Centre Pre-Poll	40	60.61	26	39.39	0	66
30	Bundaberg All-Districts Centre Pre-Poll	4	66.67	2	33.33	0	6
31	Burleigh All-Districts Centre Pre-Poll	49	63.64	28	36.36	0	77
32	Cairns All-Districts Centre Pre-Poll	3	100.00	0	0.00	0	3
33	Electoral Visit	223	71.47	89	28.53	0	312
34	Hervey Bay All-Districts Centre Pre-poll	5	100.00	0	0.00	0	5
35	Mackay All-Districts Centre Pre-Poll	2	66.67	1	33.33	0	3
36	Maroochydore All-Districts Centre Pre-	3	60.00	2	40.00	0	5
37	Morayfield All-Districts Centre Pre-poll	0	0.00	1	100.00	0	1
38	Noosa All-Districts Centre Pre-Poll	6	85.71	1	14.29	0	7
39	Oodgeroo All-Districts Centre Pre-Poll	3	75.00	1	25.00	0	4
40	Redcliffe All-Districts Centre Pre-Poll	1	100.00	0	0.00	0	1

2017 State General Election

Two Candidate Preferred Results After Preferences By Booth

6. Broadwater						33,511
		CRISAFULLI, David LNP		FLORI, Peter ALP		Total Exhausted	Total Formal
No.	Polling Booth	Votes	%	Votes	%	Votes	Votes
41	Southport All-Districts Centre Pre-Poll	606	65.87	314	34.13	0	920
42	Telephone Voting - Pre-poll	5	71.43	2	28.57	0	7
43	Townsville All-Districts Centre Pre-Poll	1	100.00	0	0.00	0	1
44	eAssist - Coorparoo Pre-Poll	1	50.00	1	50.00	0	2
45	Returning Officer Broadwater Pre-Poll	5,819	74.16	2,028	25.84	0	7,847
46	Returning Officer Algester Pre-Poll	0	0.00	0	0.00	0	0
47	Returning Officer Aspley Pre-Poll	0	0.00	1	100.00	0	1
48	Returning Officer Bancroft Pre-Poll	0	0.00	0	0.00	0	0
49	Returning Officer Barron River Pre-Poll	1	100.00	0	0.00	0	1
50	Returning Officer Bonney Pre-Poll	232	77.33	68	22.67	0	300
51	Returning Officer Buderim Pre-Poll	0	0.00	1	100.00	0	1
52	Returning Officer Bulimba Pre-Poll	2	100.00	0	0.00	0	2
53	Returning Officer Bundaberg Pre-Poll	0	0.00	0	0.00	0	0
54	Returning Officer Bundamba Pre-Poll	0	0.00	0	0.00	0	0
55	Returning Officer Burdekin Pre-Poll	0	0.00	0	0.00	0	0
56	Returning Officer Burleigh Pre-Poll	0	0.00	0	0.00	0	0
57	Returning Officer Burnett Pre-Poll	0	0.00	0	0.00	0	0
58	Returning Officer Cairns Pre-Poll	0	0.00	0	0.00	0	0
59	Returning Officer Callide Pre-Poll	3	100.00	0	0.00	0	3
60	Returning Officer Caloundra Pre-Poll	6	75.00	2	25.00	0	8
61	Returning Officer Capalaba Pre-Poll	1	100.00	0	0.00	0	1
62	Returning Officer Chatsworth Pre-Poll	2	66.67	1	33.33	0	3
63	Returning Officer Clayfield Pre-Poll	2	100.00	0	0.00	0	2
64	Returning Officer Condamine Pre-Poll	0	0.00	0	0.00	0	0
65	Returning Officer Cook Pre-Poll	0	0.00	1	100.00	0	1
66	Returning Officer Coomera Pre-Poll	71	73.96	25	26.04	0	96
67	Returning Officer Cooper Pre-Poll	0	0.00	0	0.00	0	0
68	Returning Officer Currumbin Pre-Poll	3	50.00	3	50.00	0	6
69	Returning Officer Everton Pre-Poll	0	0.00	0	0.00	0	0
70	Returning Officer Ferny Grove Pre-Poll	0	0.00	0	0.00	0	0
71	Returning Officer Gaven Pre-Poll	28	57.14	21	42.86	0	49
72	Returning Officer Gladstone Pre-Poll	0	0.00	1	100.00	0	1
73	Returning Officer Glass House Pre-Poll	0	0.00	0	0.00	0	0
74	Returning Officer Greenslopes Pre-Poll	0	0.00	0	0.00	0	0
75	Returning Officer Gregory Pre-Poll	0	0.00	1	100.00	0	1
76	Returning Officer Gympie Pre-Poll	0	0.00	0	0.00	0	0
77	Returning Officer Hervey Bay Pre-Poll	0	0.00	0	0.00	0	0
78	Returning Officer Hill Pre-Poll	0	0.00	0	0.00	0	0
79	Returning Officer Hinchinbrook Pre-Poll	0	0.00	0	0.00	0	0
80	Returning Officer Inala Pre-Poll	2	66.67	1	33.33	0	3

2017 State General Election

Two Candidate Preferred Results After Preferences By Booth

6. Broadwater 33,511

No.	Polling Booth	CRISAFULLI, David LNP Votes	%	FLORI, Peter ALP Votes	%	Total Exhausted Votes	Total Formal Votes
81	Returning Officer Ipswich Pre-Poll	1	33.33	2	66.67	0	3
82	Returning Officer Ipswich West Pre-Poll	0	0.00	0	0.00	0	0
83	Returning Officer Jordan Pre-Poll	1	100.00	0	0.00	0	1
84	Returning Officer Kawana Pre-Poll	1	100.00	0	0.00	0	1
85	Returning Officer Keppel Pre-Poll	0	0.00	0	0.00	0	0
86	Returning Officer Kurwongbah Pre-Poll	1	100.00	0	0.00	0	1
87	Returning Officer Lockyer Pre-Poll	1	100.00	0	0.00	0	1
88	Returning Officer Logan Pre-Poll	1	25.00	3	75.00	0	4
89	Returning Officer Lytton Pre-Poll	0	0.00	1	100.00	0	1
90	Returning Officer Macalister Pre-Poll	0	0.00	0	0.00	0	0
91	Returning Officer Mackay Pre-Poll	0	0.00	0	0.00	0	0
92	Returning Officer Maiwar Pre-Poll	3	100.00	0	0.00	0	3
93	Returning Officer Mansfield Pre-Poll	3	100.00	0	0.00	0	3
94	Returning Officer Maroochydore Pre-Poll	0	0.00	0	0.00	0	0
95	Returning Officer Maryborough Pre-Poll	0	0.00	0	0.00	0	0
96	Returning Officer Mcconnel Pre-Poll	2	100.00	0	0.00	0	2
97	Returning Officer Mermaid Beach Pre-Poll	27	77.14	8	22.86	0	35
98	Returning Officer Miller Pre-Poll	0	0.00	1	100.00	0	1
99	Returning Officer Mirani Pre-Poll	0	0.00	0	0.00	0	0
100	Returning Officer Moggill Pre-Poll	0	0.00	0	0.00	0	0
101	Returning Officer Morayfield Pre-Poll	0	0.00	0	0.00	0	0
102	Returning Officer Mount Ommaney Pre-	1	100.00	0	0.00	0	1
103	Returning Officer Mudgeeraba Pre-Poll	10	66.67	5	33.33	0	15
104	Returning Officer Mulgrave Pre-Poll	0	0.00	0	0.00	0	0
105	Returning Officer Mundingburra Pre-Poll	0	0.00	0	0.00	0	0
106	Returning Officer Murrumba Pre-Poll	0	0.00	0	0.00	0	0
107	Returning Officer Nanango Pre-Poll	0	0.00	0	0.00	0	0
108	Returning Officer Nicklin Pre-Poll	0	0.00	0	0.00	0	0
109	Returning Officer Ninderry Pre-Poll	0	0.00	0	0.00	0	0
110	Returning Officer Noosa Pre-Poll	0	0.00	0	0.00	0	0
111	Returning Officer Nudgee Pre-Poll	2	66.67	1	33.33	0	3
112	Returning Officer Oodgeroo Pre-Poll	0	0.00	0	0.00	0	0
113	Returning Officer Pine Rivers Pre-Poll	1	50.00	1	50.00	0	2
114	Returning Officer Pumicestone Pre-Poll	0	0.00	1	100.00	0	1
115	Returning Officer Redcliffe Pre-Poll	0	0.00	0	0.00	0	0
116	Returning Officer Redlands Pre-Poll	1	100.00	0	0.00	0	1
117	Returning Officer Rockhampton Pre-Poll	2	66.67	1	33.33	0	3
118	Returning Officer Sandgate Pre-Poll	2	100.00	0	0.00	0	2
119	Returning Officer Scenic Rim Pre-Poll	0	0.00	1	100.00	0	1
120	Returning Officer South Brisbane Pre-Poll	3	75.00	1	25.00	0	4

2017 State General Election

Two Candidate Preferred Results After Preferences By Booth

6. Broadwater						33,511
		CRISAFULLI, David LNP		FLORI, Peter ALP		Total Exhausted	Total Formal
No.	Polling Booth	Votes	%	Votes	%	Votes	Votes
121	Returning Officer Southern Downs Pre-	0	0.00	0	0.00	0	0
122	Returning Officer Southport Pre-Poll	0	0.00	0	0.00	0	0
123	Returning Officer Springwood Pre-Poll	12	63.16	7	36.84	0	19
124	Returning Officer Stafford Pre-Poll	0	0.00	1	100.00	0	1
125	Returning Officer Stretton Pre-Poll	0	0.00	1	100.00	0	1
126	Returning Officer Surfers Paradise Pre-	22	68.75	10	31.25	0	32
127	Returning Officer Theodore Pre-Poll	65	69.15	29	30.85	0	94
128	Returning Officer Thuringowa Pre-Poll	0	0.00	0	0.00	0	0
129	Returning Officer Toohey Pre-Poll	3	75.00	1	25.00	0	4
130	Returning Officer Toowoomba North Pre-	2	100.00	0	0.00	0	2
131	Returning Officer Toowoomba South Pre-	0	0.00	0	0.00	0	0
132	Returning Officer Townsville Pre-Poll	0	0.00	0	0.00	0	0
133	Returning Officer Traeger Pre-Poll	1	100.00	0	0.00	0	1
134	Returning Officer Warrego Pre-Poll	0	0.00	1	100.00	0	1
135	Returning Officer Waterford Pre-Poll	0	0.00	0	0.00	0	0
136	Returning Officer Whitsunday Pre-Poll	2	66.67	1	33.33	0	3
137	Returning Officer Woodridge Pre-Poll	2	50.00	2	50.00	0	4
	Polling Booth Totals	**15,863**	**67.93**	**7,490**	**32.07**	**0**	**23,353**
301	Postal, Special Postal, Unenrolled Votes	2,338	72.52	886	27.48	0	3,224
302	Pre-Poll (In Person) Absent Votes	33	71.74	13	28.26	0	46
303	Polling Day Absent Votes	638	56.61	489	43.39	0	1,127
305	Declared Institution Votes	38	61.29	24	38.71	0	62
306	Polling Day Declaration Votes	18	58.06	13	41.94	0	31
308	Uncertain Identity	0	0.00	0	0.00	0	0
	Declaration Vote Totals	**3,065**	**68.26**	**1,425**	**31.74**	**0**	**4,490**
	Total Final Preference Votes	**18,928**	**67.98**	**8,915**	**32.02**	**0**	**27,843**

2017 State General Election

Two Candidate Preferred Results After Preferences By Booth

7. Buderim						34,822
		MICKELBERG, Brent LNP		MACKENZIE, Ken ALP		Total Exhausted	Total Formal
No.	Polling Booth	Votes	%	Votes	%	Votes	Votes
1	Buddina	31	40.79	45	59.21	0	76
2	Buderim	1,543	61.94	948	38.06	0	2,491
3	Buderim Central	810	68.99	364	31.01	0	1,174
4	Buderim Gardens	480	66.30	244	33.70	0	724
5	Buderim North	116	56.04	91	43.96	0	207
6	Buderim Pines	834	60.52	544	39.48	0	1,378
7	Buderim South	602	61.12	383	38.88	0	985
8	Forest Glen	166	61.71	103	38.29	0	269
9	Immanuel	315	64.95	170	35.05	0	485
10	Kawana Waters	52	52.00	48	48.00	0	100
11	Maroochydore	101	56.42	78	43.58	0	179
12	Minyama	22	62.86	13	37.14	0	35
13	Mooloolaba	83	48.82	87	51.18	0	170
14	Mountain Creek	1,390	56.44	1,073	43.56	0	2,463
15	Mountain Creek South	842	60.75	544	39.25	0	1,386
16	Sippy Downs	1,911	57.59	1,407	42.41	0	3,318
17	Warana	94	59.87	63	40.13	0	157
18	Brisbane CBD All-Districts Centre	7	53.85	6	46.15	0	13
19	Bundaberg All-Districts Centre	0	0.00	0	0.00	0	0
20	Burleigh All-Districts Centre	0	0.00	0	0.00	0	0
21	Cairns All-Districts Centre	3	60.00	2	40.00	0	5
22	East Brisbane All-Districts Centre	9	75.00	3	25.00	0	12
23	Hervey Bay All-Districts Centre	0	0.00	0	0.00	0	0
24	Mackay All-Districts Centre	0	0.00	1	100.00	0	1
25	Maroochydore All-Districts Centre	42	64.62	23	35.38	0	65
26	Morayfield All-Districts Centre	1	50.00	1	50.00	0	2
27	Noosa All-Districts Centre	4	57.14	3	42.86	0	7
28	Oodgeroo All-Districts Centre	0	0.00	0	0.00	0	0
29	Redcliffe All-Districts Centre	0	0.00	0	0.00	0	0
30	Southport All-Districts Centre	0	0.00	0	0.00	0	0
31	Telephone Voting	1	100.00	0	0.00	0	1
32	Townsville All-Districts Centre	0	0.00	0	0.00	0	0
33	Vulture Street All-Districts Centre	0	0.00	1	100.00	0	1
34	Woolloongabba All-Districts Centre	0	0.00	0	0.00	0	0
35	Brisbane CBD All-Districts Centre Pre-Poll	23	42.59	31	57.41	0	54
36	Bundaberg All-Districts Centre Pre-Poll	6	66.67	3	33.33	0	9
37	Burleigh All-Districts Centre Pre-Poll	1	33.33	2	66.67	0	3
38	Cairns All-Districts Centre Pre-Poll	3	42.86	4	57.14	0	7
39	Electoral Visit	64	65.98	33	34.02	0	97
40	Hervey Bay All-Districts Centre Pre-poll	3	30.00	7	70.00	0	10

2017 State General Election

Two Candidate Preferred Results After Preferences By Booth

7. Buderim						34,822
		MICKELBERG, Brent LNP		MACKENZIE, Ken ALP		Total Exhausted	Total Formal
No.	Polling Booth	Votes	%	Votes	%	Votes	Votes
41	Mackay All-Districts Centre Pre-Poll	4	66.67	2	33.33	0	6
42	Maroochydore All-Districts Centre Pre-	1,591	61.67	989	38.33	0	2,580
43	Morayfield All-Districts Centre Pre-poll	8	61.54	5	38.46	0	13
44	Noosa All-Districts Centre Pre-Poll	21	72.41	8	27.59	0	29
45	Oodgeroo All-Districts Centre Pre-Poll	0	0.00	1	100.00	0	1
46	Redcliffe All-Districts Centre Pre-Poll	4	44.44	5	55.56	0	9
47	Southport All-Districts Centre Pre-Poll	1	33.33	2	66.67	0	3
48	Telephone Voting - Pre-poll	4	80.00	1	20.00	0	5
49	Townsville All-Districts Centre Pre-Poll	1	50.00	1	50.00	0	2
50	eAssist - Coorparoo Pre-Poll	0	0.00	2	100.00	0	2
51	Returning Officer Buderim Pre-Poll	3,575	67.93	1,688	32.07	0	5,263
52	Returning Officer Algester Pre-Poll	0	0.00	0	0.00	0	0
53	Returning Officer Aspley Pre-Poll	4	100.00	0	0.00	0	4
54	Returning Officer Bancroft Pre-Poll	0	0.00	0	0.00	0	0
55	Returning Officer Barron River Pre-Poll	0	0.00	0	0.00	0	0
56	Returning Officer Bonney Pre-Poll	0	0.00	1	100.00	0	1
57	Returning Officer Broadwater Pre-Poll	0	0.00	2	100.00	0	2
58	Returning Officer Bulimba Pre-Poll	0	0.00	0	0.00	0	0
59	Returning Officer Bundaberg Pre-Poll	0	0.00	0	0.00	0	0
60	Returning Officer Bundamba Pre-Poll	0	0.00	0	0.00	0	0
61	Returning Officer Burdekin Pre-Poll	0	0.00	0	0.00	0	0
62	Returning Officer Burleigh Pre-Poll	0	0.00	0	0.00	0	0
63	Returning Officer Burnett Pre-Poll	0	0.00	0	0.00	0	0
64	Returning Officer Cairns Pre-Poll	0	0.00	0	0.00	0	0
65	Returning Officer Callide Pre-Poll	0	0.00	0	0.00	0	0
66	Returning Officer Caloundra Pre-Poll	90	60.00	60	40.00	0	150
67	Returning Officer Capalaba Pre-Poll	1	100.00	0	0.00	0	1
68	Returning Officer Chatsworth Pre-Poll	0	0.00	0	0.00	0	0
69	Returning Officer Clayfield Pre-Poll	2	66.67	1	33.33	0	3
70	Returning Officer Condamine Pre-Poll	0	0.00	0	0.00	0	0
71	Returning Officer Cook Pre-Poll	1	25.00	3	75.00	0	4
72	Returning Officer Coomera Pre-Poll	1	100.00	0	0.00	0	1
73	Returning Officer Cooper Pre-Poll	0	0.00	0	0.00	0	0
74	Returning Officer Currumbin Pre-Poll	0	0.00	1	100.00	0	1
75	Returning Officer Everton Pre-Poll	0	0.00	1	100.00	0	1
76	Returning Officer Ferny Grove Pre-Poll	1	100.00	0	0.00	0	1
77	Returning Officer Gaven Pre-Poll	0	0.00	0	0.00	0	0
78	Returning Officer Gladstone Pre-Poll	4	44.44	5	55.56	0	9
79	Returning Officer Glass House Pre-Poll	11	55.00	9	45.00	0	20
80	Returning Officer Greenslopes Pre-Poll	3	75.00	1	25.00	0	4

2017 State General Election

Two Candidate Preferred Results After Preferences By Booth

7. Buderim						34,822
		MICKELBERG, Brent LNP		MACKENZIE, Ken ALP		Total Exhausted	Total Formal
No.	Polling Booth	Votes	%	Votes	%	Votes	Votes
81	Returning Officer Gregory Pre-Poll	0	0.00	0	0.00	0	0
82	Returning Officer Gympie Pre-Poll	7	70.00	3	30.00	0	10
83	Returning Officer Hervey Bay Pre-Poll	0	0.00	0	0.00	0	0
84	Returning Officer Hill Pre-Poll	0	0.00	0	0.00	0	0
85	Returning Officer Hinchinbrook Pre-Poll	0	0.00	1	100.00	0	1
86	Returning Officer Inala Pre-Poll	1	100.00	0	0.00	0	1
87	Returning Officer Ipswich Pre-Poll	3	100.00	0	0.00	0	3
88	Returning Officer Ipswich West Pre-Poll	0	0.00	0	0.00	0	0
89	Returning Officer Jordan Pre-Poll	1	33.33	2	66.67	0	3
90	Returning Officer Kawana Pre-Poll	499	58.84	349	41.16	0	848
91	Returning Officer Keppel Pre-Poll	3	75.00	1	25.00	0	4
92	Returning Officer Kurwongbah Pre-Poll	1	100.00	0	0.00	0	1
93	Returning Officer Lockyer Pre-Poll	0	0.00	1	100.00	0	1
94	Returning Officer Logan Pre-Poll	0	0.00	0	0.00	0	0
95	Returning Officer Lytton Pre-Poll	0	0.00	0	0.00	0	0
96	Returning Officer Macalister Pre-Poll	0	0.00	0	0.00	0	0
97	Returning Officer Mackay Pre-Poll	0	0.00	0	0.00	0	0
98	Returning Officer Maiwar Pre-Poll	3	50.00	3	50.00	0	6
99	Returning Officer Mansfield Pre-Poll	2	100.00	0	0.00	0	2
100	Returning Officer Maroochydore Pre-Poll	0	0.00	0	0.00	0	0
101	Returning Officer Maryborough Pre-Poll	0	0.00	3	100.00	0	3
102	Returning Officer Mcconnel Pre-Poll	3	60.00	2	40.00	0	5
103	Returning Officer Mermaid Beach Pre-Poll	2	100.00	0	0.00	0	2
104	Returning Officer Miller Pre-Poll	1	100.00	0	0.00	0	1
105	Returning Officer Mirani Pre-Poll	0	0.00	0	0.00	0	0
106	Returning Officer Moggill Pre-Poll	1	100.00	0	0.00	0	1
107	Returning Officer Morayfield Pre-Poll	0	0.00	0	0.00	0	0
108	Returning Officer Mount Ommaney Pre-	1	100.00	0	0.00	0	1
109	Returning Officer Mudgeeraba Pre-Poll	0	0.00	1	100.00	0	1
110	Returning Officer Mulgrave Pre-Poll	0	0.00	0	0.00	0	0
111	Returning Officer Mundingburra Pre-Poll	0	0.00	0	0.00	0	0
112	Returning Officer Murrumba Pre-Poll	1	33.33	2	66.67	0	3
113	Returning Officer Nanango Pre-Poll	1	100.00	0	0.00	0	1
114	Returning Officer Nicklin Pre-Poll	58	53.21	51	46.79	0	109
115	Returning Officer Ninderry Pre-Poll	14	48.28	15	51.72	0	29
116	Returning Officer Noosa Pre-Poll	0	0.00	0	0.00	0	0
117	Returning Officer Nudgee Pre-Poll	0	0.00	0	0.00	0	0
118	Returning Officer Oodgeroo Pre-Poll	0	0.00	0	0.00	0	0
119	Returning Officer Pine Rivers Pre-Poll	0	0.00	0	0.00	0	0
120	Returning Officer Pumicestone Pre-Poll	0	0.00	2	100.00	0	2

2017 State General Election

Two Candidate Preferred Results After Preferences By Booth

7. Buderim						34,822
		MICKELBERG, Brent LNP		MACKENZIE, Ken ALP		Total Exhausted	Total Formal
No.	Polling Booth	Votes	%	Votes	%	Votes	Votes
121	Returning Officer Redcliffe Pre-Poll	0	0.00	0	0.00	0	0
122	Returning Officer Redlands Pre-Poll	0	0.00	0	0.00	0	0
123	Returning Officer Rockhampton Pre-Poll	1	25.00	3	75.00	0	4
124	Returning Officer Sandgate Pre-Poll	0	0.00	0	0.00	0	0
125	Returning Officer Scenic Rim Pre-Poll	0	0.00	0	0.00	0	0
126	Returning Officer South Brisbane Pre-Poll	0	0.00	0	0.00	0	0
127	Returning Officer Southern Downs Pre-	0	0.00	0	0.00	0	0
128	Returning Officer Southport Pre-Poll	0	0.00	0	0.00	0	0
129	Returning Officer Springwood Pre-Poll	1	50.00	1	50.00	0	2
130	Returning Officer Stafford Pre-Poll	2	100.00	0	0.00	0	2
131	Returning Officer Stretton Pre-Poll	0	0.00	0	0.00	0	0
132	Returning Officer Surfers Paradise Pre-	0	0.00	0	0.00	0	0
133	Returning Officer Theodore Pre-Poll	1	100.00	0	0.00	0	1
134	Returning Officer Thuringowa Pre-Poll	0	0.00	0	0.00	0	0
135	Returning Officer Toohey Pre-Poll	0	0.00	0	0.00	0	0
136	Returning Officer Toowoomba North Pre-	3	100.00	0	0.00	0	3
137	Returning Officer Toowoomba South Pre-	1	33.33	2	66.67	0	3
138	Returning Officer Townsville Pre-Poll	0	0.00	0	0.00	0	0
139	Returning Officer Traeger Pre-Poll	0	0.00	3	100.00	0	3
140	Returning Officer Warrego Pre-Poll	1	50.00	1	50.00	0	2
141	Returning Officer Waterford Pre-Poll	0	0.00	0	0.00	0	0
142	Returning Officer Whitsunday Pre-Poll	0	0.00	1	100.00	0	1
143	Returning Officer Woodridge Pre-Poll	0	0.00	0	0.00	0	0
	Polling Booth Totals	**15,498**	**61.85**	**9,560**	**38.15**	**0**	**25,058**
301	Postal, Special Postal, Unenrolled Votes	1,847	62.84	1,092	37.16	0	2,939
302	Pre-Poll (In Person) Absent Votes	85	59.86	57	40.14	0	142
303	Polling Day Absent Votes	641	50.08	639	49.92	0	1,280
305	Declared Institution Votes	39	66.10	20	33.90	0	59
306	Polling Day Declaration Votes	59	53.64	51	46.36	0	110
308	Uncertain Identity	0	0.00	0	0.00	0	0
	Declaration Vote Totals	**2,671**	**58.96**	**1,859**	**41.04**	**0**	**4,530**
	Total Final Preference Votes	**18,169**	**61.41**	**11,419**	**38.59**	**0**	**29,588**

2017 State General Election

Two Candidate Preferred Results After Preferences By Booth

8. Bulimba						37,824
		FARMER, Di ALP		WARD, Fiona LNP		Total Exhausted	Total Formal
No.	Polling Booth	Votes	%	Votes	%	Votes	Votes
1	Balmoral	760	62.35	459	37.65	0	1,219
2	Bulimba	1,723	57.59	1,269	42.41	0	2,992
3	Bulimba Heights	540	55.33	436	44.67	0	976
4	Camp Hill	432	58.62	305	41.38	0	737
5	Cannon Hill	1,678	66.48	846	33.52	0	2,524
6	Carina	806	63.36	466	36.64	0	1,272
7	Coorparoo	100	58.14	72	41.86	0	172
8	Hawthorne	1,187	61.41	746	38.59	0	1,933
9	Mayfield	323	62.12	197	37.88	0	520
10	Morningside	1,364	68.99	613	31.01	0	1,977
11	Murarrie	976	70.32	412	29.68	0	1,388
12	Norman Park	864	58.18	621	41.82	0	1,485
13	Norman Park School	839	59.29	576	40.71	0	1,415
14	Seven Hills	685	67.96	323	32.04	0	1,008
15	Brisbane CBD All-Districts Centre	40	67.80	19	32.20	0	59
16	Bundaberg All-Districts Centre	0	0.00	0	0.00	0	0
17	Burleigh All-Districts Centre	0	0.00	2	100.00	0	2
18	Cairns All-Districts Centre	1	100.00	0	0.00	0	1
19	East Brisbane All-Districts Centre	41	54.67	34	45.33	0	75
20	Hervey Bay All-Districts Centre	0	0.00	2	100.00	0	2
21	Mackay All-Districts Centre	0	0.00	0	0.00	0	0
22	Maroochydore All-Districts Centre	1	25.00	3	75.00	0	4
23	Morayfield All-Districts Centre	0	0.00	0	0.00	0	0
24	Noosa All-Districts Centre	4	50.00	4	50.00	0	8
25	Oodgeroo All-Districts Centre	2	33.33	4	66.67	0	6
26	Redcliffe All-Districts Centre	1	50.00	1	50.00	0	2
27	Southport All-Districts Centre	0	0.00	1	100.00	0	1
28	Telephone Voting	1	50.00	1	50.00	0	2
29	Townsville All-Districts Centre	0	0.00	0	0.00	0	0
30	Vulture Street All-Districts Centre	26	55.32	21	44.68	0	47
31	Woolloongabba All-Districts Centre	7	50.00	7	50.00	0	14
32	Brisbane CBD All-Districts Centre Pre-Poll	846	59.70	571	40.30	0	1,417
33	Bundaberg All-Districts Centre Pre-Poll	1	20.00	4	80.00	0	5
34	Burleigh All-Districts Centre Pre-Poll	4	66.67	2	33.33	0	6
35	Cairns All-Districts Centre Pre-Poll	3	60.00	2	40.00	0	5
36	Electoral Visit	72	54.55	60	45.45	0	132
37	Hervey Bay All-Districts Centre Pre-poll	1	25.00	3	75.00	0	4
38	Mackay All-Districts Centre Pre-Poll	3	60.00	2	40.00	0	5
39	Maroochydore All-Districts Centre Pre-	7	41.18	10	58.82	0	17
40	Morayfield All-Districts Centre Pre-poll	3	50.00	3	50.00	0	6

2017 State General Election

Two Candidate Preferred Results After Preferences By Booth

8. Bulimba						37,824
		FARMER, Di ALP		WARD, Fiona LNP		Total Exhausted	Total Formal
No.	Polling Booth	Votes	%	Votes	%	Votes	Votes
41	Noosa All-Districts Centre Pre-Poll	5	41.67	7	58.33	0	12
42	Oodgeroo All-Districts Centre Pre-Poll	25	62.50	15	37.50	0	40
43	Redcliffe All-Districts Centre Pre-Poll	4	50.00	4	50.00	0	8
44	Southport All-Districts Centre Pre-Poll	6	42.86	8	57.14	0	14
45	Telephone Voting - Pre-poll	7	77.78	2	22.22	0	9
46	Townsville All-Districts Centre Pre-Poll	5	62.50	3	37.50	0	8
47	eAssist - Coorparoo Pre-Poll	39	42.86	52	57.14	0	91
48	Returning Officer Bulimba Pre-Poll	1,899	57.34	1,413	42.66	0	3,312
49	Returning Officer Algester Pre-Poll	0	0.00	0	0.00	0	0
50	Returning Officer Aspley Pre-Poll	5	50.00	5	50.00	0	10
51	Returning Officer Bancroft Pre-Poll	0	0.00	2	100.00	0	2
52	Returning Officer Barron River Pre-Poll	0	0.00	0	0.00	0	0
53	Returning Officer Bonney Pre-Poll	0	0.00	1	100.00	0	1
54	Returning Officer Broadwater Pre-Poll	2	66.67	1	33.33	0	3
55	Returning Officer Buderim Pre-Poll	2	66.67	1	33.33	0	3
56	Returning Officer Bundaberg Pre-Poll	0	0.00	0	0.00	0	0
57	Returning Officer Bundamba Pre-Poll	1	100.00	0	0.00	0	1
58	Returning Officer Burdekin Pre-Poll	1	100.00	0	0.00	0	1
59	Returning Officer Burleigh Pre-Poll	0	0.00	0	0.00	0	0
60	Returning Officer Burnett Pre-Poll	0	0.00	0	0.00	0	0
61	Returning Officer Cairns Pre-Poll	0	0.00	0	0.00	0	0
62	Returning Officer Callide Pre-Poll	0	0.00	0	0.00	0	0
63	Returning Officer Caloundra Pre-Poll	2	100.00	0	0.00	0	2
64	Returning Officer Capalaba Pre-Poll	15	46.88	17	53.13	0	32
65	Returning Officer Chatsworth Pre-Poll	50	51.02	48	48.98	0	98
66	Returning Officer Clayfield Pre-Poll	12	46.15	14	53.85	0	26
67	Returning Officer Condamine Pre-Poll	0	0.00	0	0.00	0	0
68	Returning Officer Cook Pre-Poll	0	0.00	0	0.00	0	0
69	Returning Officer Coomera Pre-Poll	0	0.00	0	0.00	0	0
70	Returning Officer Cooper Pre-Poll	7	53.85	6	46.15	0	13
71	Returning Officer Currumbin Pre-Poll	1	20.00	4	80.00	0	5
72	Returning Officer Everton Pre-Poll	1	100.00	0	0.00	0	1
73	Returning Officer Ferny Grove Pre-Poll	1	50.00	1	50.00	0	2
74	Returning Officer Gaven Pre-Poll	1	100.00	0	0.00	0	1
75	Returning Officer Gladstone Pre-Poll	2	66.67	1	33.33	0	3
76	Returning Officer Glass House Pre-Poll	1	100.00	0	0.00	0	1
77	Returning Officer Greenslopes Pre-Poll	71	51.08	68	48.92	0	139
78	Returning Officer Gregory Pre-Poll	0	0.00	0	0.00	0	0
79	Returning Officer Gympie Pre-Poll	2	66.67	1	33.33	0	3
80	Returning Officer Hervey Bay Pre-Poll	0	0.00	0	0.00	0	0

2017 State General Election

Two Candidate Preferred Results After Preferences By Booth

8. Bulimba							37,824
		FARMER, Di ALP		WARD, Fiona LNP		Total Exhausted	Total Formal
No.	Polling Booth	Votes	%	Votes	%	Votes	Votes
81	Returning Officer Hill Pre-Poll	1	100.00	0	0.00	0	1
82	Returning Officer Hinchinbrook Pre-Poll	0	0.00	0	0.00	0	0
83	Returning Officer Inala Pre-Poll	2	66.67	1	33.33	0	3
84	Returning Officer Ipswich Pre-Poll	3	60.00	2	40.00	0	5
85	Returning Officer Ipswich West Pre-Poll	0	0.00	0	0.00	0	0
86	Returning Officer Jordan Pre-Poll	1	14.29	6	85.71	0	7
87	Returning Officer Kawana Pre-Poll	2	66.67	1	33.33	0	3
88	Returning Officer Keppel Pre-Poll	0	0.00	0	0.00	0	0
89	Returning Officer Kurwongbah Pre-Poll	2	100.00	0	0.00	0	2
90	Returning Officer Lockyer Pre-Poll	0	0.00	0	0.00	0	0
91	Returning Officer Logan Pre-Poll	0	0.00	1	100.00	0	1
92	Returning Officer Lytton Pre-Poll	29	59.18	20	40.82	0	49
93	Returning Officer Macalister Pre-Poll	0	0.00	0	0.00	0	0
94	Returning Officer Mackay Pre-Poll	0	0.00	0	0.00	0	0
95	Returning Officer Maiwar Pre-Poll	1	25.00	3	75.00	0	4
96	Returning Officer Mansfield Pre-Poll	13	59.09	9	40.91	0	22
97	Returning Officer Maroochydore Pre-Poll	0	0.00	0	0.00	0	0
98	Returning Officer Maryborough Pre-Poll	1	50.00	1	50.00	0	2
99	Returning Officer Mcconnel Pre-Poll	12	60.00	8	40.00	0	20
100	Returning Officer Mermaid Beach Pre-Poll	1	33.33	2	66.67	0	3
101	Returning Officer Miller Pre-Poll	7	87.50	1	12.50	0	8
102	Returning Officer Mirani Pre-Poll	0	0.00	0	0.00	0	0
103	Returning Officer Moggill Pre-Poll	2	100.00	0	0.00	0	2
104	Returning Officer Morayfield Pre-Poll	0	0.00	0	0.00	0	0
105	Returning Officer Mount Ommaney Pre-	2	40.00	3	60.00	0	5
106	Returning Officer Mudgeeraba Pre-Poll	0	0.00	0	0.00	0	0
107	Returning Officer Mulgrave Pre-Poll	0	0.00	0	0.00	0	0
108	Returning Officer Mundingburra Pre-Poll	0	0.00	0	0.00	0	0
109	Returning Officer Murrumba Pre-Poll	1	50.00	1	50.00	0	2
110	Returning Officer Nanango Pre-Poll	1	100.00	0	0.00	0	1
111	Returning Officer Nicklin Pre-Poll	0	0.00	2	100.00	0	2
112	Returning Officer Ninderry Pre-Poll	2	100.00	0	0.00	0	2
113	Returning Officer Noosa Pre-Poll	0	0.00	0	0.00	0	0
114	Returning Officer Nudgee Pre-Poll	2	28.57	5	71.43	0	7
115	Returning Officer Oodgeroo Pre-Poll	0	0.00	0	0.00	0	0
116	Returning Officer Pine Rivers Pre-Poll	0	0.00	3	100.00	0	3
117	Returning Officer Pumicestone Pre-Poll	0	0.00	0	0.00	0	0
118	Returning Officer Redcliffe Pre-Poll	0	0.00	0	0.00	0	0
119	Returning Officer Redlands Pre-Poll	2	50.00	2	50.00	0	4
120	Returning Officer Rockhampton Pre-Poll	0	0.00	1	100.00	0	1

2017 State General Election

Two Candidate Preferred Results After Preferences By Booth

8. Bulimba							37,824
		FARMER, Di ALP		WARD, Fiona LNP		Total Exhausted	Total Formal
No.	Polling Booth	Votes	%	Votes	%	Votes	Votes
121	Returning Officer Sandgate Pre-Poll	2	100.00	0	0.00	0	2
122	Returning Officer Scenic Rim Pre-Poll	0	0.00	0	0.00	0	0
123	Returning Officer South Brisbane Pre-Poll	9	37.50	15	62.50	0	24
124	Returning Officer Southern Downs Pre-	1	50.00	1	50.00	0	2
125	Returning Officer Southport Pre-Poll	0	0.00	0	0.00	0	0
126	Returning Officer Springwood Pre-Poll	6	54.55	5	45.45	0	11
127	Returning Officer Stafford Pre-Poll	2	33.33	4	66.67	0	6
128	Returning Officer Stretton Pre-Poll	6	54.55	5	45.45	0	11
129	Returning Officer Surfers Paradise Pre-	0	0.00	2	100.00	0	2
130	Returning Officer Theodore Pre-Poll	0	0.00	0	0.00	0	0
131	Returning Officer Thuringowa Pre-Poll	0	0.00	0	0.00	0	0
132	Returning Officer Toohey Pre-Poll	5	100.00	0	0.00	0	5
133	Returning Officer Toowoomba North Pre-	0	0.00	3	100.00	0	3
134	Returning Officer Toowoomba South Pre-	0	0.00	3	100.00	0	3
135	Returning Officer Townsville Pre-Poll	0	0.00	0	0.00	0	0
136	Returning Officer Traeger Pre-Poll	0	0.00	1	100.00	0	1
137	Returning Officer Warrego Pre-Poll	0	0.00	0	0.00	0	0
138	Returning Officer Waterford Pre-Poll	0	0.00	0	0.00	0	0
139	Returning Officer Whitsunday Pre-Poll	3	50.00	3	50.00	0	6
140	Returning Officer Woodridge Pre-Poll	3	60.00	2	40.00	0	5
	Polling Booth Totals	**15,632**	**61.26**	**9,887**	**38.74**	**0**	**25,519**
301	Postal, Special Postal, Unenrolled Votes	2,550	58.50	1,809	41.50	0	4,359
302	Pre-Poll (In Person) Absent Votes	60	62.50	36	37.50	0	96
303	Polling Day Absent Votes	1,142	59.36	782	40.64	0	1,924
305	Declared Institution Votes	42	67.74	20	32.26	0	62
306	Polling Day Declaration Votes	73	59.84	49	40.16	0	122
308	Uncertain Identity	0	0.00	0	0.00	0	0
	Declaration Vote Totals	**3,867**	**58.92**	**2,696**	**41.08**	**0**	**6,563**
	Total Final Preference Votes	**19,499**	**60.78**	**12,583**	**39.22**	**0**	**32,082**

2017 State General Election

Two Candidate Preferred Results After Preferences By Booth

9. Bundaberg						34,757
		BATT, David LNP		DONALDSON, Leanne ALP		Total Exhausted	Total Formal
No.	Polling Booth	Votes	%	Votes	%	Votes	Votes
1	Avoca	688	52.68	618	47.32	0	1,306
2	Branyan	514	62.53	308	37.47	0	822
3	Bundaberg Central	202	47.87	220	52.13	0	422
4	Bundaberg East	703	54.96	576	45.04	0	1,279
5	Bundaberg North	434	57.87	316	42.13	0	750
6	Bundaberg South	605	46.50	696	53.50	0	1,301
7	Bundaberg West	333	47.71	365	52.29	0	698
8	Kalkie	301	56.26	234	43.74	0	535
9	Kepnock	539	48.04	583	51.96	0	1,122
10	Millbank	435	49.54	443	50.46	0	878
11	North Bundaberg	436	54.03	371	45.97	0	807
12	Norville	628	46.87	712	53.13	0	1,340
13	Thabeban	635	54.00	541	46.00	0	1,176
14	Walkervale	497	45.26	601	54.74	0	1,098
15	Woongarra	94	63.09	55	36.91	0	149
16	Brisbane CBD All-Districts Centre	2	33.33	4	66.67	0	6
17	Bundaberg All-Districts Centre	204	54.69	169	45.31	0	373
18	Burleigh All-Districts Centre	0	0.00	0	0.00	0	0
19	Cairns All-Districts Centre	0	0.00	0	0.00	0	0
20	East Brisbane All-Districts Centre	0	0.00	0	0.00	0	0
21	Hervey Bay All-Districts Centre	1	100.00	0	0.00	0	1
22	Mackay All-Districts Centre	0	0.00	0	0.00	0	0
23	Maroochydore All-Districts Centre	0	0.00	0	0.00	0	0
24	Morayfield All-Districts Centre	0	0.00	0	0.00	0	0
25	Noosa All-Districts Centre	0	0.00	0	0.00	0	0
26	Oodgeroo All-Districts Centre	0	0.00	0	0.00	0	0
27	Redcliffe All-Districts Centre	0	0.00	0	0.00	0	0
28	Southport All-Districts Centre	0	0.00	0	0.00	0	0
29	Telephone Voting	3	42.86	4	57.14	0	7
30	Townsville All-Districts Centre	0	0.00	0	0.00	0	0
31	Vulture Street All-Districts Centre	0	0.00	0	0.00	0	0
32	Woolloongabba All-Districts Centre	0	0.00	0	0.00	0	0
33	Brisbane CBD All-Districts Centre Pre-Poll	9	60.00	6	40.00	0	15
34	Bundaberg All-Districts Centre Pre-Poll	6,850	58.09	4,943	41.91	0	11,793
35	Burleigh All-Districts Centre Pre-Poll	3	75.00	1	25.00	0	4
36	Cairns All-Districts Centre Pre-Poll	2	40.00	3	60.00	0	5
37	Electoral Visit	140	53.44	122	46.56	0	262
38	Hervey Bay All-Districts Centre Pre-poll	6	40.00	9	60.00	0	15
39	Mackay All-Districts Centre Pre-Poll	3	50.00	3	50.00	0	6
40	Maroochydore All-Districts Centre Pre-	6	66.67	3	33.33	0	9

2017 State General Election

Two Candidate Preferred Results After Preferences By Booth

9. Bundaberg						34,757
		BATT, David LNP		DONALDSON, Leanne ALP		Total Exhausted	Total Formal
No.	Polling Booth	Votes	%	Votes	%	Votes	Votes
41	Morayfield All-Districts Centre Pre-poll	1	20.00	4	80.00	0	5
42	Noosa All-Districts Centre Pre-Poll	1	100.00	0	0.00	0	1
43	Oodgeroo All-Districts Centre Pre-Poll	3	100.00	0	0.00	0	3
44	Redcliffe All-Districts Centre Pre-Poll	2	50.00	2	50.00	0	4
45	Southport All-Districts Centre Pre-Poll	3	75.00	1	25.00	0	4
46	Telephone Voting - Pre-poll	0	0.00	0	0.00	0	0
47	Townsville All-Districts Centre Pre-Poll	9	69.23	4	30.77	0	13
48	eAssist - Coorparoo Pre-Poll	0	0.00	0	0.00	0	0
49	Returning Officer Bundaberg Pre-Poll	0	0.00	0	0.00	0	0
50	Returning Officer Algester Pre-Poll	0	0.00	0	0.00	0	0
51	Returning Officer Aspley Pre-Poll	1	100.00	0	0.00	0	1
52	Returning Officer Bancroft Pre-Poll	1	100.00	0	0.00	0	1
53	Returning Officer Barron River Pre-Poll	0	0.00	0	0.00	0	0
54	Returning Officer Bonney Pre-Poll	0	0.00	0	0.00	0	0
55	Returning Officer Broadwater Pre-Poll	0	0.00	0	0.00	0	0
56	Returning Officer Buderim Pre-Poll	4	66.67	2	33.33	0	6
57	Returning Officer Bulimba Pre-Poll	0	0.00	0	0.00	0	0
58	Returning Officer Bundamba Pre-Poll	0	0.00	1	100.00	0	1
59	Returning Officer Burdekin Pre-Poll	0	0.00	1	100.00	0	1
60	Returning Officer Burleigh Pre-Poll	0	0.00	0	0.00	0	0
61	Returning Officer Burnett Pre-Poll	0	0.00	0	0.00	0	0
62	Returning Officer Cairns Pre-Poll	0	0.00	0	0.00	0	0
63	Returning Officer Callide Pre-Poll	2	100.00	0	0.00	0	2
64	Returning Officer Caloundra Pre-Poll	2	100.00	0	0.00	0	2
65	Returning Officer Capalaba Pre-Poll	0	0.00	0	0.00	0	0
66	Returning Officer Chatsworth Pre-Poll	0	0.00	0	0.00	0	0
67	Returning Officer Clayfield Pre-Poll	0	0.00	0	0.00	0	0
68	Returning Officer Condamine Pre-Poll	0	0.00	0	0.00	0	0
69	Returning Officer Cook Pre-Poll	0	0.00	0	0.00	0	0
70	Returning Officer Coomera Pre-Poll	0	0.00	0	0.00	0	0
71	Returning Officer Cooper Pre-Poll	0	0.00	0	0.00	0	0
72	Returning Officer Currumbin Pre-Poll	0	0.00	2	100.00	0	2
73	Returning Officer Everton Pre-Poll	0	0.00	0	0.00	0	0
74	Returning Officer Ferny Grove Pre-Poll	1	100.00	0	0.00	0	1
75	Returning Officer Gaven Pre-Poll	0	0.00	1	100.00	0	1
76	Returning Officer Gladstone Pre-Poll	0	0.00	12	100.00	0	12
77	Returning Officer Glass House Pre-Poll	0	0.00	0	0.00	0	0
78	Returning Officer Greenslopes Pre-Poll	0	0.00	0	0.00	0	0
79	Returning Officer Gregory Pre-Poll	0	0.00	3	100.00	0	3
80	Returning Officer Gympie Pre-Poll	2	50.00	2	50.00	0	4

2017 State General Election

Two Candidate Preferred Results After Preferences By Booth

9. Bundaberg							34,757
		BATT, David LNP		DONALDSON, Leanne ALP		Total Exhausted	Total Formal
No.	Polling Booth	Votes	%	Votes	%	Votes	Votes
81	Returning Officer Hervey Bay Pre-Poll	0	0.00	0	0.00	0	0
82	Returning Officer Hill Pre-Poll	0	0.00	0	0.00	0	0
83	Returning Officer Hinchinbrook Pre-Poll	0	0.00	0	0.00	0	0
84	Returning Officer Inala Pre-Poll	6	100.00	0	0.00	0	6
85	Returning Officer Ipswich Pre-Poll	5	71.43	2	28.57	0	7
86	Returning Officer Ipswich West Pre-Poll	0	0.00	0	0.00	0	0
87	Returning Officer Jordan Pre-Poll	0	0.00	0	0.00	0	0
88	Returning Officer Kawana Pre-Poll	1	100.00	0	0.00	0	1
89	Returning Officer Keppel Pre-Poll	4	57.14	3	42.86	0	7
90	Returning Officer Kurwongbah Pre-Poll	0	0.00	3	100.00	0	3
91	Returning Officer Lockyer Pre-Poll	0	0.00	0	0.00	0	0
92	Returning Officer Logan Pre-Poll	1	50.00	1	50.00	0	2
93	Returning Officer Lytton Pre-Poll	0	0.00	1	100.00	0	1
94	Returning Officer Macalister Pre-Poll	0	0.00	0	0.00	0	0
95	Returning Officer Mackay Pre-Poll	0	0.00	0	0.00	0	0
96	Returning Officer Maiwar Pre-Poll	1	100.00	0	0.00	0	1
97	Returning Officer Mansfield Pre-Poll	1	50.00	1	50.00	0	2
98	Returning Officer Maroochydore Pre-Poll	0	0.00	0	0.00	0	0
99	Returning Officer Maryborough Pre-Poll	2	28.57	5	71.43	0	7
100	Returning Officer Mcconnel Pre-Poll	0	0.00	0	0.00	0	0
101	Returning Officer Mermaid Beach Pre-Poll	2	100.00	0	0.00	0	2
102	Returning Officer Miller Pre-Poll	0	0.00	2	100.00	0	2
103	Returning Officer Mirani Pre-Poll	0	0.00	0	0.00	0	0
104	Returning Officer Moggill Pre-Poll	1	100.00	0	0.00	0	1
105	Returning Officer Morayfield Pre-Poll	0	0.00	0	0.00	0	0
106	Returning Officer Mount Ommaney Pre-	0	0.00	0	0.00	0	0
107	Returning Officer Mudgeeraba Pre-Poll	0	0.00	0	0.00	0	0
108	Returning Officer Mulgrave Pre-Poll	0	0.00	0	0.00	0	0
109	Returning Officer Mundingburra Pre-Poll	0	0.00	0	0.00	0	0
110	Returning Officer Murrumba Pre-Poll	0	0.00	0	0.00	0	0
111	Returning Officer Nanango Pre-Poll	0	0.00	0	0.00	0	0
112	Returning Officer Nicklin Pre-Poll	0	0.00	2	100.00	0	2
113	Returning Officer Ninderry Pre-Poll	2	66.67	1	33.33	0	3
114	Returning Officer Noosa Pre-Poll	0	0.00	0	0.00	0	0
115	Returning Officer Nudgee Pre-Poll	0	0.00	1	100.00	0	1
116	Returning Officer Oodgeroo Pre-Poll	0	0.00	0	0.00	0	0
117	Returning Officer Pine Rivers Pre-Poll	1	33.33	2	66.67	0	3
118	Returning Officer Pumicestone Pre-Poll	0	0.00	1	100.00	0	1
119	Returning Officer Redcliffe Pre-Poll	0	0.00	0	0.00	0	0
120	Returning Officer Redlands Pre-Poll	1	100.00	0	0.00	0	1

2017 State General Election

Two Candidate Preferred Results After Preferences By Booth

9. Bundaberg						34,757
		BATT, David LNP		DONALDSON, Leanne ALP		Total Exhausted	Total Formal
No.	Polling Booth	Votes	%	Votes	%	Votes	Votes
121	Returning Officer Rockhampton Pre-Poll	11	64.71	6	35.29	0	17
122	Returning Officer Sandgate Pre-Poll	0	0.00	0	0.00	0	0
123	Returning Officer Scenic Rim Pre-Poll	0	0.00	0	0.00	0	0
124	Returning Officer South Brisbane Pre-Poll	2	40.00	3	60.00	0	5
125	Returning Officer Southern Downs Pre-	0	0.00	0	0.00	0	0
126	Returning Officer Southport Pre-Poll	0	0.00	0	0.00	0	0
127	Returning Officer Springwood Pre-Poll	0	0.00	1	100.00	0	1
128	Returning Officer Stafford Pre-Poll	0	0.00	0	0.00	0	0
129	Returning Officer Stretton Pre-Poll	0	0.00	0	0.00	0	0
130	Returning Officer Surfers Paradise Pre-	0	0.00	0	0.00	0	0
131	Returning Officer Theodore Pre-Poll	0	0.00	0	0.00	0	0
132	Returning Officer Thuringowa Pre-Poll	0	0.00	0	0.00	0	0
133	Returning Officer Toohey Pre-Poll	0	0.00	0	0.00	0	0
134	Returning Officer Toowoomba North Pre-	1	50.00	1	50.00	0	2
135	Returning Officer Toowoomba South Pre-	1	100.00	0	0.00	0	1
136	Returning Officer Townsville Pre-Poll	0	0.00	0	0.00	0	0
137	Returning Officer Traeger Pre-Poll	0	0.00	0	0.00	0	0
138	Returning Officer Warrego Pre-Poll	1	25.00	3	75.00	0	4
139	Returning Officer Waterford Pre-Poll	0	0.00	0	0.00	0	0
140	Returning Officer Whitsunday Pre-Poll	1	50.00	1	50.00	0	2
141	Returning Officer Woodridge Pre-Poll	0	0.00	0	0.00	0	0
	Polling Booth Totals	**14,350**	**54.50**	**11,981**	**45.50**	**0**	**26,331**
301	Postal, Special Postal, Unenrolled Votes	1,274	53.28	1,117	46.72	0	2,391
302	Pre-Poll (In Person) Absent Votes	77	51.68	72	48.32	0	149
303	Polling Day Absent Votes	394	48.34	421	51.66	0	815
305	Declared Institution Votes	13	54.17	11	45.83	0	24
306	Polling Day Declaration Votes	34	46.58	39	53.42	0	73
308	Uncertain Identity	0	0.00	0	0.00	0	0
	Declaration Vote Totals	**1,792**	**51.91**	**1,660**	**48.09**	**0**	**3,452**
	Total Final Preference Votes	**16,142**	**54.20**	**13,641**	**45.80**	**0**	**29,783**

2017 State General Election

Two Candidate Preferred Results After Preferences By Booth

10. Bundamba						33,639
		MILLER, Jo-Ann ALP		HERBERT, Patrick LNP		Total Exhausted	Total Formal
No.	Polling Booth	Votes	%	Votes	%	Votes	Votes
1	Augustine Heights	445	64.49	245	35.51	0	690
2	Blackstone	288	64.57	158	35.43	0	446
3	Bundamba	718	69.57	314	30.43	0	1,032
4	Bundamba South	841	72.19	324	27.81	0	1,165
5	Camira	130	73.86	46	26.14	0	176
6	Collingwood Park	1,555	71.20	629	28.80	0	2,184
7	Dinmore	178	74.17	62	25.83	0	240
8	Flinders View	245	60.49	160	39.51	0	405
9	Gailes	140	78.65	38	21.35	0	178
10	Goodna	2,039	75.91	647	24.09	0	2,686
11	Kruger	2,407	74.64	818	25.36	0	3,225
12	Redbank	502	74.70	170	25.30	0	672
13	Redbank Plains	1,740	73.92	614	26.08	0	2,354
14	Redbank Plains High	1,157	75.77	370	24.23	0	1,527
15	Riverview	619	78.16	173	21.84	0	792
16	Brisbane CBD All-Districts Centre	15	78.95	4	21.05	0	19
17	Bundaberg All-Districts Centre	0	0.00	0	0.00	0	0
18	Burleigh All-Districts Centre	1	33.33	2	66.67	0	3
19	Cairns All-Districts Centre	0	0.00	0	0.00	0	0
20	East Brisbane All-Districts Centre	4	66.67	2	33.33	0	6
21	Hervey Bay All-Districts Centre	0	0.00	0	0.00	0	0
22	Mackay All-Districts Centre	2	50.00	2	50.00	0	4
23	Maroochydore All-Districts Centre	2	66.67	1	33.33	0	3
24	Morayfield All-Districts Centre	0	0.00	0	0.00	0	0
25	Noosa All-Districts Centre	0	0.00	1	100.00	0	1
26	Oodgeroo All-Districts Centre	1	100.00	0	0.00	0	1
27	Redcliffe All-Districts Centre	0	0.00	0	0.00	0	0
28	Southport All-Districts Centre	1	33.33	2	66.67	0	3
29	Telephone Voting	3	60.00	2	40.00	0	5
30	Townsville All-Districts Centre	0	0.00	1	100.00	0	1
31	Vulture Street All-Districts Centre	0	0.00	0	0.00	0	0
32	Woolloongabba All-Districts Centre	1	33.33	2	66.67	0	3
33	Brisbane CBD All-Districts Centre Pre-Poll	157	73.36	57	26.64	0	214
34	Bundaberg All-Districts Centre Pre-Poll	0	0.00	1	100.00	0	1
35	Burleigh All-Districts Centre Pre-Poll	3	100.00	0	0.00	0	3
36	Cairns All-Districts Centre Pre-Poll	1	33.33	2	66.67	0	3
37	Electoral Visit	54	66.67	27	33.33	0	81
38	Hervey Bay All-Districts Centre Pre-poll	2	66.67	1	33.33	0	3
39	Mackay All-Districts Centre Pre-Poll	1	50.00	1	50.00	0	2
40	Maroochydore All-Districts Centre Pre-	3	75.00	1	25.00	0	4

2017 State General Election

Two Candidate Preferred Results After Preferences By Booth

10. Bundamba						33,639
		MILLER, Jo-Ann ALP		HERBERT, Patrick LNP		Total Exhausted	Total Formal
No.	Polling Booth	Votes	%	Votes	%	Votes	Votes
41	Morayfield All-Districts Centre Pre-poll	4	66.67	2	33.33	0	6
42	Noosa All-Districts Centre Pre-Poll	0	0.00	0	0.00	0	0
43	Oodgeroo All-Districts Centre Pre-Poll	3	50.00	3	50.00	0	6
44	Redcliffe All-Districts Centre Pre-Poll	5	62.50	3	37.50	0	8
45	Southport All-Districts Centre Pre-Poll	6	66.67	3	33.33	0	9
46	Telephone Voting - Pre-poll	6	66.67	3	33.33	0	9
47	Townsville All-Districts Centre Pre-Poll	2	100.00	0	0.00	0	2
48	eAssist - Coorparoo Pre-Poll	2	66.67	1	33.33	0	3
49	Returning Officer Bundamba Pre-Poll	1,922	68.35	890	31.65	0	2,812
50	Returning Officer Algester Pre-Poll	0	0.00	1	100.00	0	1
51	Returning Officer Aspley Pre-Poll	1	100.00	0	0.00	0	1
52	Returning Officer Bancroft Pre-Poll	0	0.00	0	0.00	0	0
53	Returning Officer Barron River Pre-Poll	0	0.00	0	0.00	0	0
54	Returning Officer Bonney Pre-Poll	0	0.00	0	0.00	0	0
55	Returning Officer Broadwater Pre-Poll	0	0.00	0	0.00	0	0
56	Returning Officer Buderim Pre-Poll	0	0.00	0	0.00	0	0
57	Returning Officer Bulimba Pre-Poll	2	100.00	0	0.00	0	2
58	Returning Officer Bundaberg Pre-Poll	0	0.00	0	0.00	0	0
59	Returning Officer Burdekin Pre-Poll	0	0.00	0	0.00	0	0
60	Returning Officer Burleigh Pre-Poll	0	0.00	0	0.00	0	0
61	Returning Officer Burnett Pre-Poll	0	0.00	0	0.00	0	0
62	Returning Officer Cairns Pre-Poll	0	0.00	0	0.00	0	0
63	Returning Officer Callide Pre-Poll	0	0.00	0	0.00	0	0
64	Returning Officer Caloundra Pre-Poll	1	33.33	2	66.67	0	3
65	Returning Officer Capalaba Pre-Poll	1	50.00	1	50.00	0	2
66	Returning Officer Chatsworth Pre-Poll	1	100.00	0	0.00	0	1
67	Returning Officer Clayfield Pre-Poll	3	100.00	0	0.00	0	3
68	Returning Officer Condamine Pre-Poll	1	100.00	0	0.00	0	1
69	Returning Officer Cook Pre-Poll	0	0.00	0	0.00	0	0
70	Returning Officer Coomera Pre-Poll	2	66.67	1	33.33	0	3
71	Returning Officer Cooper Pre-Poll	2	66.67	1	33.33	0	3
72	Returning Officer Currumbin Pre-Poll	0	0.00	0	0.00	0	0
73	Returning Officer Everton Pre-Poll	0	0.00	0	0.00	0	0
74	Returning Officer Ferny Grove Pre-Poll	0	0.00	0	0.00	0	0
75	Returning Officer Gaven Pre-Poll	1	100.00	0	0.00	0	1
76	Returning Officer Gladstone Pre-Poll	4	80.00	1	20.00	0	5
77	Returning Officer Glass House Pre-Poll	0	0.00	0	0.00	0	0
78	Returning Officer Greenslopes Pre-Poll	8	88.89	1	11.11	0	9
79	Returning Officer Gregory Pre-Poll	0	0.00	0	0.00	0	0
80	Returning Officer Gympie Pre-Poll	1	50.00	1	50.00	0	2

2017 State General Election

Two Candidate Preferred Results After Preferences By Booth

10. Bundamba						33,639
		MILLER, Jo-Ann ALP		HERBERT, Patrick LNP		Total Exhausted	Total Formal
No.	Polling Booth	Votes	%	Votes	%	Votes	Votes
81	Returning Officer Hervey Bay Pre-Poll	0	0.00	0	0.00	0	0
82	Returning Officer Hill Pre-Poll	0	0.00	0	0.00	0	0
83	Returning Officer Hinchinbrook Pre-Poll	0	0.00	0	0.00	0	0
84	Returning Officer Inala Pre-Poll	56	70.89	23	29.11	0	79
85	Returning Officer Ipswich Pre-Poll	490	66.67	245	33.33	0	735
86	Returning Officer Ipswich West Pre-Poll	0	0.00	0	0.00	0	0
87	Returning Officer Jordan Pre-Poll	52	68.42	24	31.58	0	76
88	Returning Officer Kawana Pre-Poll	0	0.00	0	0.00	0	0
89	Returning Officer Keppel Pre-Poll	1	33.33	2	66.67	0	3
90	Returning Officer Kurwongbah Pre-Poll	0	0.00	0	0.00	0	0
91	Returning Officer Lockyer Pre-Poll	3	75.00	1	25.00	0	4
92	Returning Officer Logan Pre-Poll	2	50.00	2	50.00	0	4
93	Returning Officer Lytton Pre-Poll	3	100.00	0	0.00	0	3
94	Returning Officer Macalister Pre-Poll	0	0.00	0	0.00	0	0
95	Returning Officer Mackay Pre-Poll	0	0.00	0	0.00	0	0
96	Returning Officer Maiwar Pre-Poll	3	37.50	5	62.50	0	8
97	Returning Officer Mansfield Pre-Poll	9	75.00	3	25.00	0	12
98	Returning Officer Maroochydore Pre-Poll	0	0.00	0	0.00	0	0
99	Returning Officer Maryborough Pre-Poll	0	0.00	0	0.00	0	0
100	Returning Officer Mcconnel Pre-Poll	3	100.00	0	0.00	0	3
101	Returning Officer Mermaid Beach Pre-Poll	0	0.00	1	100.00	0	1
102	Returning Officer Miller Pre-Poll	8	50.00	8	50.00	0	16
103	Returning Officer Mirani Pre-Poll	0	0.00	0	0.00	0	0
104	Returning Officer Moggill Pre-Poll	3	60.00	2	40.00	0	5
105	Returning Officer Morayfield Pre-Poll	0	0.00	0	0.00	0	0
106	Returning Officer Mount Ommaney Pre-	31	62.00	19	38.00	0	50
107	Returning Officer Mudgeeraba Pre-Poll	0	0.00	0	0.00	0	0
108	Returning Officer Mulgrave Pre-Poll	0	0.00	0	0.00	0	0
109	Returning Officer Mundingburra Pre-Poll	0	0.00	0	0.00	0	0
110	Returning Officer Murrumba Pre-Poll	0	0.00	0	0.00	0	0
111	Returning Officer Nanango Pre-Poll	0	0.00	1	100.00	0	1
112	Returning Officer Nicklin Pre-Poll	1	100.00	0	0.00	0	1
113	Returning Officer Ninderry Pre-Poll	0	0.00	0	0.00	0	0
114	Returning Officer Noosa Pre-Poll	0	0.00	0	0.00	0	0
115	Returning Officer Nudgee Pre-Poll	1	100.00	0	0.00	0	1
116	Returning Officer Oodgeroo Pre-Poll	0	0.00	0	0.00	0	0
117	Returning Officer Pine Rivers Pre-Poll	1	100.00	0	0.00	0	1
118	Returning Officer Pumicestone Pre-Poll	2	66.67	1	33.33	0	3
119	Returning Officer Redcliffe Pre-Poll	0	0.00	0	0.00	0	0
120	Returning Officer Redlands Pre-Poll	0	0.00	1	100.00	0	1

2017 State General Election

Two Candidate Preferred Results After Preferences By Booth

10. Bundamba						33,639
		MILLER, Jo-Ann ALP		HERBERT, Patrick LNP		Total Exhausted	Total Formal
No.	Polling Booth	Votes	%	Votes	%	Votes	Votes
121	Returning Officer Rockhampton Pre-Poll	0	0.00	1	100.00	0	1
122	Returning Officer Sandgate Pre-Poll	1	100.00	0	0.00	0	1
123	Returning Officer Scenic Rim Pre-Poll	3	100.00	0	0.00	0	3
124	Returning Officer South Brisbane Pre-Poll	3	100.00	0	0.00	0	3
125	Returning Officer Southern Downs Pre-	4	80.00	1	20.00	0	5
126	Returning Officer Southport Pre-Poll	0	0.00	0	0.00	0	0
127	Returning Officer Springwood Pre-Poll	5	71.43	2	28.57	0	7
128	Returning Officer Stafford Pre-Poll	0	0.00	0	0.00	0	0
129	Returning Officer Stretton Pre-Poll	2	50.00	2	50.00	0	4
130	Returning Officer Surfers Paradise Pre-	0	0.00	0	0.00	0	0
131	Returning Officer Theodore Pre-Poll	0	0.00	1	100.00	0	1
132	Returning Officer Thuringowa Pre-Poll	0	0.00	0	0.00	0	0
133	Returning Officer Toohey Pre-Poll	5	55.56	4	44.44	0	9
134	Returning Officer Toowoomba North Pre-	1	50.00	1	50.00	0	2
135	Returning Officer Toowoomba South Pre-	0	0.00	0	0.00	0	0
136	Returning Officer Townsville Pre-Poll	0	0.00	0	0.00	0	0
137	Returning Officer Traeger Pre-Poll	0	0.00	0	0.00	0	0
138	Returning Officer Warrego Pre-Poll	0	0.00	0	0.00	0	0
139	Returning Officer Waterford Pre-Poll	0	0.00	0	0.00	0	0
140	Returning Officer Whitsunday Pre-Poll	0	0.00	0	0.00	0	0
141	Returning Officer Woodridge Pre-Poll	4	80.00	1	20.00	0	5
	Polling Booth Totals	**15,930**	**72.17**	**6,142**	**27.83**	**0**	**22,072**
301	Postal, Special Postal, Unenrolled Votes	1,421	66.06	730	33.94	0	2,151
302	Pre-Poll (In Person) Absent Votes	46	71.88	18	28.13	0	64
303	Polling Day Absent Votes	1,092	70.13	465	29.87	0	1,557
305	Declared Institution Votes	80	72.73	30	27.27	0	110
306	Polling Day Declaration Votes	52	74.29	18	25.71	0	70
308	Uncertain Identity	0	0.00	0	0.00	0	0
	Declaration Vote Totals	**2,691**	**68.09**	**1,261**	**31.91**	**0**	**3,952**
	Total Final Preference Votes	**18,621**	**71.55**	**7,403**	**28.45**	**0**	**26,024**

2017 State General Election

Two Candidate Preferred Results After Preferences By Booth

11. Burdekin						34,295
		LAST, Dale LNP		BRUNKER, Michael ALP		Total Exhausted	Total Formal
No.	Polling Booth	Votes	%	Votes	%	Votes	Votes
1	Airville	165	75.34	54	24.66	0	219
2	Ayr	797	63.15	465	36.85	0	1,262
3	Bowen	362	35.15	668	64.85	0	1,030
4	Bowen Hospital	92	41.26	131	58.74	0	223
5	Brandon	267	59.87	179	40.13	0	446
6	Clare	161	76.30	50	23.70	0	211
7	Clermont	408	62.29	247	37.71	0	655
8	Collinsville	100	37.88	164	62.12	0	264
9	Coppabella	9	28.13	23	71.88	0	32
10	Cungulla	79	40.10	118	59.90	0	197
11	Dysart	244	33.11	493	66.89	0	737
12	East Ayr	434	54.39	364	45.61	0	798
13	Giru	277	63.53	159	36.47	0	436
14	Glenden	64	48.12	69	51.88	0	133
15	Gumlu	63	67.02	31	32.98	0	94
16	Home Hill	677	61.32	427	38.68	0	1,104
17	Jarvisfield	146	67.28	71	32.72	0	217
18	Kalamia	170	65.89	88	34.11	0	258
19	Merinda	138	46.31	160	53.69	0	298
20	Middlemount	110	36.91	188	63.09	0	298
21	Moranbah	101	34.12	195	65.88	0	296
22	Moranbah West	399	35.47	726	64.53	0	1,125
23	Nebo	142	58.68	100	41.32	0	242
24	Nome	565	56.61	433	43.39	0	998
25	Oonoonba	56	56.00	44	44.00	0	100
26	Osborne	148	81.77	33	18.23	0	181
27	Queens Beach	288	37.11	488	62.89	0	776
28	Stuart	91	54.49	76	45.51	0	167
29	Woodstock	160	54.61	133	45.39	0	293
30	Wulguru	79	61.72	49	38.28	0	128
31	Brisbane CBD All-Districts Centre	4	57.14	3	42.86	0	7
32	Bundaberg All-Districts Centre	1	100.00	0	0.00	0	1
33	Burleigh All-Districts Centre	0	0.00	0	0.00	0	0
34	Cairns All-Districts Centre	1	50.00	1	50.00	0	2
35	East Brisbane All-Districts Centre	5	100.00	0	0.00	0	5
36	Hervey Bay All-Districts Centre	0	0.00	0	0.00	0	0
37	Mackay All-Districts Centre	10	40.00	15	60.00	0	25
38	Maroochydore All-Districts Centre	0	0.00	0	0.00	0	0
39	Morayfield All-Districts Centre	1	50.00	1	50.00	0	2
40	Noosa All-Districts Centre	1	100.00	0	0.00	0	1

2017 State General Election

Two Candidate Preferred Results After Preferences By Booth

11. Burdekin						34,295
		LAST, Dale LNP		BRUNKER, Michael ALP		Total Exhausted	Total Formal
No.	Polling Booth	Votes	%	Votes	%	Votes	Votes
41	Oodgeroo All-Districts Centre	0	0.00	0	0.00	0	0
42	Redcliffe All-Districts Centre	0	0.00	0	0.00	0	0
43	Southport All-Districts Centre	4	66.67	2	33.33	0	6
44	Telephone Voting	0	0.00	1	100.00	0	1
45	Townsville All-Districts Centre	6	46.15	7	53.85	0	13
46	Vulture Street All-Districts Centre	0	0.00	0	0.00	0	0
47	Woolloongabba All-Districts Centre	1	100.00	0	0.00	0	1
48	Brisbane CBD All-Districts Centre Pre-Poll	7	53.85	6	46.15	0	13
49	Bundaberg All-Districts Centre Pre-Poll	3	60.00	2	40.00	0	5
50	Burleigh All-Districts Centre Pre-Poll	0	0.00	0	0.00	0	0
51	Cairns All-Districts Centre Pre-Poll	4	40.00	6	60.00	0	10
52	Electoral Visit	53	50.00	53	50.00	0	106
53	Hervey Bay All-Districts Centre Pre-poll	2	28.57	5	71.43	0	7
54	Mackay All-Districts Centre Pre-Poll	70	47.30	78	52.70	0	148
55	Maroochydore All-Districts Centre Pre-	4	36.36	7	63.64	0	11
56	Morayfield All-Districts Centre Pre-poll	1	50.00	1	50.00	0	2
57	Noosa All-Districts Centre Pre-Poll	1	50.00	1	50.00	0	2
58	Oodgeroo All-Districts Centre Pre-Poll	1	100.00	0	0.00	0	1
59	Redcliffe All-Districts Centre Pre-Poll	1	100.00	0	0.00	0	1
60	Southport All-Districts Centre Pre-Poll	4	66.67	2	33.33	0	6
61	Telephone Voting - Pre-poll	1	20.00	4	80.00	0	5
62	Townsville All-Districts Centre Pre-Poll	343	57.45	254	42.55	0	597
63	eAssist - Coorparoo Pre-Poll	0	0.00	0	0.00	0	0
64	Ayr Pre-Poll	2,310	63.01	1,356	36.99	0	3,666
65	Bowen Pre-poll	1,025	36.54	1,780	63.46	0	2,805
66	Clermont Pre-Poll	510	59.79	343	40.21	0	853
67	Collinsville Pre-poll	210	32.86	429	67.14	0	639
68	Middlemount Pre-Poll	79	38.35	127	61.65	0	206
69	Moranbah Pre-Poll	575	28.02	1,477	71.98	0	2,052
70	Returning Officer Burdekin Pre-Poll	629	61.85	388	38.15	0	1,017
71	Returning Officer Algester Pre-Poll	0	0.00	0	0.00	0	0
72	Returning Officer Aspley Pre-Poll	0	0.00	1	100.00	0	1
73	Returning Officer Bancroft Pre-Poll	0	0.00	1	100.00	0	1
74	Returning Officer Barron River Pre-Poll	0	0.00	3	100.00	0	3
75	Returning Officer Bonney Pre-Poll	0	0.00	0	0.00	0	0
76	Returning Officer Broadwater Pre-Poll	0	0.00	0	0.00	0	0
77	Returning Officer Buderim Pre-Poll	3	60.00	2	40.00	0	5
78	Returning Officer Bulimba Pre-Poll	0	0.00	0	0.00	0	0
79	Returning Officer Bundaberg Pre-Poll	0	0.00	0	0.00	0	0
80	Returning Officer Bundamba Pre-Poll	1	100.00	0	0.00	0	1

2017 State General Election

Two Candidate Preferred Results After Preferences By Booth

11. Burdekin						34,295
		LAST, Dale LNP		BRUNKER, Michael ALP		Total Exhausted	Total Formal
No.	Polling Booth	Votes	%	Votes	%	Votes	Votes
81	Returning Officer Burleigh Pre-Poll	0	0.00	0	0.00	0	0
82	Returning Officer Burnett Pre-Poll	2	100.00	0	0.00	0	2
83	Returning Officer Cairns Pre-Poll	0	0.00	0	0.00	0	0
84	Returning Officer Callide Pre-Poll	0	0.00	0	0.00	0	0
85	Returning Officer Caloundra Pre-Poll	1	50.00	1	50.00	0	2
86	Returning Officer Capalaba Pre-Poll	2	50.00	2	50.00	0	4
87	Returning Officer Chatsworth Pre-Poll	0	0.00	0	0.00	0	0
88	Returning Officer Clayfield Pre-Poll	1	50.00	1	50.00	0	2
89	Returning Officer Condamine Pre-Poll	1	100.00	0	0.00	0	1
90	Returning Officer Cook Pre-Poll	0	0.00	0	0.00	0	0
91	Returning Officer Coomera Pre-Poll	1	100.00	0	0.00	0	1
92	Returning Officer Cooper Pre-Poll	0	0.00	0	0.00	0	0
93	Returning Officer Currumbin Pre-Poll	0	0.00	5	100.00	0	5
94	Returning Officer Everton Pre-Poll	0	0.00	0	0.00	0	0
95	Returning Officer Ferny Grove Pre-Poll	0	0.00	0	0.00	0	0
96	Returning Officer Gaven Pre-Poll	0	0.00	0	0.00	0	0
97	Returning Officer Gladstone Pre-Poll	4	50.00	4	50.00	0	8
98	Returning Officer Glass House Pre-Poll	1	50.00	1	50.00	0	2
99	Returning Officer Greenslopes Pre-Poll	0	0.00	0	0.00	0	0
100	Returning Officer Gregory Pre-Poll	0	0.00	0	0.00	0	0
101	Returning Officer Gympie Pre-Poll	0	0.00	1	100.00	0	1
102	Returning Officer Hervey Bay Pre-Poll	0	0.00	0	0.00	0	0
103	Returning Officer Hill Pre-Poll	1	100.00	0	0.00	0	1
104	Returning Officer Hinchinbrook Pre-Poll	4	57.14	3	42.86	0	7
105	Returning Officer Inala Pre-Poll	0	0.00	0	0.00	0	0
106	Returning Officer Ipswich Pre-Poll	2	33.33	4	66.67	0	6
107	Returning Officer Ipswich West Pre-Poll	0	0.00	0	0.00	0	0
108	Returning Officer Jordan Pre-Poll	0	0.00	0	0.00	0	0
109	Returning Officer Kawana Pre-Poll	0	0.00	0	0.00	0	0
110	Returning Officer Keppel Pre-Poll	4	21.05	15	78.95	0	19
111	Returning Officer Kurwongbah Pre-Poll	0	0.00	0	0.00	0	0
112	Returning Officer Lockyer Pre-Poll	0	0.00	1	100.00	0	1
113	Returning Officer Logan Pre-Poll	0	0.00	2	100.00	0	2
114	Returning Officer Lytton Pre-Poll	3	60.00	2	40.00	0	5
115	Returning Officer Macalister Pre-Poll	0	0.00	0	0.00	0	0
116	Returning Officer Mackay Pre-Poll	0	0.00	0	0.00	0	0
117	Returning Officer Maiwar Pre-Poll	0	0.00	1	100.00	0	1
118	Returning Officer Mansfield Pre-Poll	0	0.00	3	100.00	0	3
119	Returning Officer Maroochydore Pre-Poll	0	0.00	0	0.00	0	0
120	Returning Officer Maryborough Pre-Poll	0	0.00	4	100.00	0	4

2017 State General Election

Two Candidate Preferred Results After Preferences By Booth

11. Burdekin						34,295
		LAST, Dale LNP		BRUNKER, Michael ALP		Total Exhausted	Total Formal
No.	Polling Booth	Votes	%	Votes	%	Votes	Votes
121	Returning Officer Mcconnel Pre-Poll	2	66.67	1	33.33	0	3
122	Returning Officer Mermaid Beach Pre-Poll	0	0.00	1	100.00	0	1
123	Returning Officer Miller Pre-Poll	0	0.00	0	0.00	0	0
124	Returning Officer Mirani Pre-Poll	0	0.00	2	100.00	0	2
125	Returning Officer Moggill Pre-Poll	0	0.00	0	0.00	0	0
126	Returning Officer Morayfield Pre-Poll	0	0.00	0	0.00	0	0
127	Returning Officer Mount Ommaney Pre-	1	100.00	0	0.00	0	1
128	Returning Officer Mudgeeraba Pre-Poll	2	100.00	0	0.00	0	2
129	Returning Officer Mulgrave Pre-Poll	0	0.00	0	0.00	0	0
130	Returning Officer Mundingburra Pre-Poll	0	0.00	0	0.00	0	0
131	Returning Officer Murrumba Pre-Poll	0	0.00	0	0.00	0	0
132	Returning Officer Nanango Pre-Poll	0	0.00	0	0.00	0	0
133	Returning Officer Nicklin Pre-Poll	1	50.00	1	50.00	0	2
134	Returning Officer Ninderry Pre-Poll	0	0.00	0	0.00	0	0
135	Returning Officer Noosa Pre-Poll	0	0.00	0	0.00	0	0
136	Returning Officer Nudgee Pre-Poll	0	0.00	0	0.00	0	0
137	Returning Officer Oodgeroo Pre-Poll	0	0.00	0	0.00	0	0
138	Returning Officer Pine Rivers Pre-Poll	1	100.00	0	0.00	0	1
139	Returning Officer Pumicestone Pre-Poll	1	100.00	0	0.00	0	1
140	Returning Officer Redcliffe Pre-Poll	0	0.00	0	0.00	0	0
141	Returning Officer Redlands Pre-Poll	0	0.00	0	0.00	0	0
142	Returning Officer Rockhampton Pre-Poll	23	50.00	23	50.00	0	46
143	Returning Officer Sandgate Pre-Poll	0	0.00	1	100.00	0	1
144	Returning Officer Scenic Rim Pre-Poll	0	0.00	3	100.00	0	3
145	Returning Officer South Brisbane Pre-Poll	0	0.00	0	0.00	0	0
146	Returning Officer Southern Downs Pre-	3	60.00	2	40.00	0	5
147	Returning Officer Southport Pre-Poll	0	0.00	0	0.00	0	0
148	Returning Officer Springwood Pre-Poll	1	25.00	3	75.00	0	4
149	Returning Officer Stafford Pre-Poll	0	0.00	0	0.00	0	0
150	Returning Officer Stretton Pre-Poll	1	50.00	1	50.00	0	2
151	Returning Officer Surfers Paradise Pre-	0	0.00	0	0.00	0	0
152	Returning Officer Theodore Pre-Poll	0	0.00	2	100.00	0	2
153	Returning Officer Thuringowa Pre-Poll	0	0.00	0	0.00	0	0
154	Returning Officer Toohey Pre-Poll	0	0.00	0	0.00	0	0
155	Returning Officer Toowoomba North Pre-	1	20.00	4	80.00	0	5
156	Returning Officer Toowoomba South Pre-	1	100.00	0	0.00	0	1
157	Returning Officer Townsville Pre-Poll	6	46.15	7	53.85	0	13
158	Returning Officer Traeger Pre-Poll	7	58.33	5	41.67	0	12
159	Returning Officer Warrego Pre-Poll	0	0.00	1	100.00	0	1
160	Returning Officer Waterford Pre-Poll	0	0.00	0	0.00	0	0

2017 State General Election

Two Candidate Preferred Results After Preferences By Booth

11. Burdekin						34,295
		LAST, Dale LNP		BRUNKER, Michael ALP		Total Exhausted	Total Formal
No.	Polling Booth	Votes	%	Votes	%	Votes	Votes
161	Returning Officer Whitsunday Pre-Poll	5	29.41	12	70.59	0	17
162	Returning Officer Woodridge Pre-Poll	0	0.00	0	0.00	0	0
	Polling Booth Totals	**12,746**	**49.70**	**12,901**	**50.30**	**0**	**25,647**
301	Postal, Special Postal, Unenrolled Votes	1,369	65.63	717	34.37	0	2,086
302	Pre-Poll (In Person) Absent Votes	134	56.30	104	43.70	0	238
303	Polling Day Absent Votes	561	47.99	608	52.01	0	1,169
305	Declared Institution Votes	8	50.00	8	50.00	0	16
306	Polling Day Declaration Votes	48	44.04	61	55.96	0	109
308	Uncertain Identity	0	0.00	0	0.00	0	0
	Declaration Vote Totals	**2,120**	**58.60**	**1,498**	**41.40**	**0**	**3,618**
	Total Final Preference Votes	**14,866**	**50.80**	**14,399**	**49.20**	**0**	**29,265**

2017 State General Election

Two Candidate Preferred Results After Preferences By Booth

12. Burleigh						34,812
		HART, Michael LNP		HISLOP, Gail ALP		Total Exhausted	Total Formal
No.	Polling Booth	Votes	%	Votes	%	Votes	Votes
1	Burleigh Heads	808	52.10	743	47.90	0	1,551
2	Burleigh North	271	53.98	231	46.02	0	502
3	Caningeraba	799	52.60	720	47.40	0	1,519
4	Elanora	82	45.56	98	54.44	0	180
5	Elanora High	87	52.10	80	47.90	0	167
6	Palm Beach	559	47.90	608	52.10	0	1,167
7	Palm Beach North	1,064	50.69	1,035	49.31	0	2,099
8	Palm Beach-Currumbin	489	45.19	593	54.81	0	1,082
9	Reedy Creek	98	54.44	82	45.56	0	180
10	Tallebudgera	75	46.88	85	53.13	0	160
11	Varsity	931	52.39	846	47.61	0	1,777
12	Varsity Lakes	1,001	50.20	993	49.80	0	1,994
13	West Burleigh	363	54.42	304	45.58	0	667
14	Brisbane CBD All-Districts Centre	4	50.00	4	50.00	0	8
15	Bundaberg All-Districts Centre	0	0.00	1	100.00	0	1
16	Burleigh All-Districts Centre	343	55.06	280	44.94	0	623
17	Cairns All-Districts Centre	2	100.00	0	0.00	0	2
18	East Brisbane All-Districts Centre	5	55.56	4	44.44	0	9
19	Hervey Bay All-Districts Centre	0	0.00	0	0.00	0	0
20	Mackay All-Districts Centre	0	0.00	0	0.00	0	0
21	Maroochydore All-Districts Centre	0	0.00	0	0.00	0	0
22	Morayfield All-Districts Centre	0	0.00	0	0.00	0	0
23	Noosa All-Districts Centre	1	100.00	0	0.00	0	1
24	Oodgeroo All-Districts Centre	0	0.00	0	0.00	0	0
25	Redcliffe All-Districts Centre	0	0.00	0	0.00	0	0
26	Southport All-Districts Centre	7	63.64	4	36.36	0	11
27	Telephone Voting	1	100.00	0	0.00	0	1
28	Townsville All-Districts Centre	0	0.00	0	0.00	0	0
29	Vulture Street All-Districts Centre	0	0.00	1	100.00	0	1
30	Woolloongabba All-Districts Centre	3	42.86	4	57.14	0	7
31	Brisbane CBD All-Districts Centre Pre-Poll	11	36.67	19	63.33	0	30
32	Bundaberg All-Districts Centre Pre-Poll	1	33.33	2	66.67	0	3
33	Burleigh All-Districts Centre Pre-Poll	5,069	59.87	3,398	40.13	0	8,467
34	Cairns All-Districts Centre Pre-Poll	5	83.33	1	16.67	0	6
35	Electoral Visit	37	59.68	25	40.32	0	62
36	Hervey Bay All-Districts Centre Pre-poll	1	50.00	1	50.00	0	2
37	Mackay All-Districts Centre Pre-Poll	1	50.00	1	50.00	0	2
38	Maroochydore All-Districts Centre Pre-	4	40.00	6	60.00	0	10
39	Morayfield All-Districts Centre Pre-poll	1	33.33	2	66.67	0	3
40	Noosa All-Districts Centre Pre-Poll	7	63.64	4	36.36	0	11

2017 State General Election

Two Candidate Preferred Results After Preferences By Booth

12. Burleigh							34,812
		HART, Michael LNP		HISLOP, Gail ALP		Total Exhausted	Total Formal
No.	Polling Booth	Votes	%	Votes	%	Votes	Votes
41	Oodgeroo All-Districts Centre Pre-Poll	1	100.00	0	0.00	0	1
42	Redcliffe All-Districts Centre Pre-Poll	3	75.00	1	25.00	0	4
43	Southport All-Districts Centre Pre-Poll	103	64.38	57	35.63	0	160
44	Telephone Voting - Pre-poll	6	54.55	5	45.45	0	11
45	Townsville All-Districts Centre Pre-Poll	3	42.86	4	57.14	0	7
46	eAssist - Coorparoo Pre-Poll	3	100.00	0	0.00	0	3
47	Returning Officer Burleigh Pre-Poll	0	0.00	0	0.00	0	0
48	Returning Officer Algester Pre-Poll	0	0.00	0	0.00	0	0
49	Returning Officer Aspley Pre-Poll	0	0.00	0	0.00	0	0
50	Returning Officer Bancroft Pre-Poll	0	0.00	0	0.00	0	0
51	Returning Officer Barron River Pre-Poll	0	0.00	0	0.00	0	0
52	Returning Officer Bonney Pre-Poll	14	70.00	6	30.00	0	20
53	Returning Officer Broadwater Pre-Poll	8	80.00	2	20.00	0	10
54	Returning Officer Buderim Pre-Poll	1	50.00	1	50.00	0	2
55	Returning Officer Bulimba Pre-Poll	0	0.00	0	0.00	0	0
56	Returning Officer Bundaberg Pre-Poll	0	0.00	0	0.00	0	0
57	Returning Officer Bundamba Pre-Poll	0	0.00	0	0.00	0	0
58	Returning Officer Burdekin Pre-Poll	0	0.00	0	0.00	0	0
59	Returning Officer Burnett Pre-Poll	0	0.00	0	0.00	0	0
60	Returning Officer Cairns Pre-Poll	0	0.00	0	0.00	0	0
61	Returning Officer Callide Pre-Poll	0	0.00	0	0.00	0	0
62	Returning Officer Caloundra Pre-Poll	2	66.67	1	33.33	0	3
63	Returning Officer Capalaba Pre-Poll	0	0.00	1	100.00	0	1
64	Returning Officer Chatsworth Pre-Poll	0	0.00	0	0.00	0	0
65	Returning Officer Clayfield Pre-Poll	2	66.67	1	33.33	0	3
66	Returning Officer Condamine Pre-Poll	1	50.00	1	50.00	0	2
67	Returning Officer Cook Pre-Poll	0	0.00	0	0.00	0	0
68	Returning Officer Coomera Pre-Poll	6	85.71	1	14.29	0	7
69	Returning Officer Cooper Pre-Poll	0	0.00	0	0.00	0	0
70	Returning Officer Currumbin Pre-Poll	115	50.88	111	49.12	0	226
71	Returning Officer Everton Pre-Poll	0	0.00	0	0.00	0	0
72	Returning Officer Ferny Grove Pre-Poll	3	100.00	0	0.00	0	3
73	Returning Officer Gaven Pre-Poll	16	37.21	27	62.79	0	43
74	Returning Officer Gladstone Pre-Poll	0	0.00	1	100.00	0	1
75	Returning Officer Glass House Pre-Poll	0	0.00	0	0.00	0	0
76	Returning Officer Greenslopes Pre-Poll	2	66.67	1	33.33	0	3
77	Returning Officer Gregory Pre-Poll	0	0.00	0	0.00	0	0
78	Returning Officer Gympie Pre-Poll	0	0.00	0	0.00	0	0
79	Returning Officer Hervey Bay Pre-Poll	0	0.00	0	0.00	0	0
80	Returning Officer Hill Pre-Poll	0	0.00	0	0.00	0	0

2017 State General Election

Two Candidate Preferred Results After Preferences By Booth

12. Burleigh							34,812
		HART, Michael LNP		HISLOP, Gail ALP		Total Exhausted	Total Formal
No.	Polling Booth	Votes	%	Votes	%	Votes	Votes
81	Returning Officer Hinchinbrook Pre-Poll	1	100.00	0	0.00	0	1
82	Returning Officer Inala Pre-Poll	0	0.00	1	100.00	0	1
83	Returning Officer Ipswich Pre-Poll	2	50.00	2	50.00	0	4
84	Returning Officer Ipswich West Pre-Poll	0	0.00	0	0.00	0	0
85	Returning Officer Jordan Pre-Poll	0	0.00	0	0.00	0	0
86	Returning Officer Kawana Pre-Poll	1	50.00	1	50.00	0	2
87	Returning Officer Keppel Pre-Poll	1	100.00	0	0.00	0	1
88	Returning Officer Kurwongbah Pre-Poll	0	0.00	0	0.00	0	0
89	Returning Officer Lockyer Pre-Poll	0	0.00	0	0.00	0	0
90	Returning Officer Logan Pre-Poll	0	0.00	0	0.00	0	0
91	Returning Officer Lytton Pre-Poll	4	57.14	3	42.86	0	7
92	Returning Officer Macalister Pre-Poll	0	0.00	0	0.00	0	0
93	Returning Officer Mackay Pre-Poll	0	0.00	0	0.00	0	0
94	Returning Officer Maiwar Pre-Poll	2	100.00	0	0.00	0	2
95	Returning Officer Mansfield Pre-Poll	2	66.67	1	33.33	0	3
96	Returning Officer Maroochydore Pre-Poll	0	0.00	0	0.00	0	0
97	Returning Officer Maryborough Pre-Poll	0	0.00	0	0.00	0	0
98	Returning Officer Mcconnel Pre-Poll	0	0.00	0	0.00	0	0
99	Returning Officer Mermaid Beach Pre-Poll	56	62.92	33	37.08	0	89
100	Returning Officer Miller Pre-Poll	0	0.00	0	0.00	0	0
101	Returning Officer Mirani Pre-Poll	0	0.00	0	0.00	0	0
102	Returning Officer Moggill Pre-Poll	0	0.00	1	100.00	0	1
103	Returning Officer Morayfield Pre-Poll	0	0.00	0	0.00	0	0
104	Returning Officer Mount Ommaney Pre-	1	100.00	0	0.00	0	1
105	Returning Officer Mudgeeraba Pre-Poll	32	57.14	24	42.86	0	56
106	Returning Officer Mulgrave Pre-Poll	0	0.00	0	0.00	0	0
107	Returning Officer Mundingburra Pre-Poll	0	0.00	0	0.00	0	0
108	Returning Officer Murrumba Pre-Poll	0	0.00	0	0.00	0	0
109	Returning Officer Nanango Pre-Poll	0	0.00	0	0.00	0	0
110	Returning Officer Nicklin Pre-Poll	1	100.00	0	0.00	0	1
111	Returning Officer Ninderry Pre-Poll	1	100.00	0	0.00	0	1
112	Returning Officer Noosa Pre-Poll	0	0.00	0	0.00	0	0
113	Returning Officer Nudgee Pre-Poll	0	0.00	0	0.00	0	0
114	Returning Officer Oodgeroo Pre-Poll	0	0.00	0	0.00	0	0
115	Returning Officer Pine Rivers Pre-Poll	0	0.00	0	0.00	0	0
116	Returning Officer Pumicestone Pre-Poll	0	0.00	0	0.00	0	0
117	Returning Officer Redcliffe Pre-Poll	0	0.00	0	0.00	0	0
118	Returning Officer Redlands Pre-Poll	2	100.00	0	0.00	0	2
119	Returning Officer Rockhampton Pre-Poll	0	0.00	0	0.00	0	0
120	Returning Officer Sandgate Pre-Poll	0	0.00	1	100.00	0	1

2017 State General Election

Two Candidate Preferred Results After Preferences By Booth

12. Burleigh							34,812
		HART, Michael LNP		HISLOP, Gail ALP		Total Exhausted	Total Formal
No.	Polling Booth	Votes	%	Votes	%	Votes	Votes
121	Returning Officer Scenic Rim Pre-Poll	2	66.67	1	33.33	0	3
122	Returning Officer South Brisbane Pre-Poll	2	100.00	0	0.00	0	2
123	Returning Officer Southern Downs Pre-	0	0.00	0	0.00	0	0
124	Returning Officer Southport Pre-Poll	0	0.00	0	0.00	0	0
125	Returning Officer Springwood Pre-Poll	3	42.86	4	57.14	0	7
126	Returning Officer Stafford Pre-Poll	1	100.00	0	0.00	0	1
127	Returning Officer Stretton Pre-Poll	0	0.00	1	100.00	0	1
128	Returning Officer Surfers Paradise Pre-	15	57.69	11	42.31	0	26
129	Returning Officer Theodore Pre-Poll	2	66.67	1	33.33	0	3
130	Returning Officer Thuringowa Pre-Poll	0	0.00	0	0.00	0	0
131	Returning Officer Toohey Pre-Poll	0	0.00	1	100.00	0	1
132	Returning Officer Toowoomba North Pre-	1	100.00	0	0.00	0	1
133	Returning Officer Toowoomba South Pre-	0	0.00	0	0.00	0	0
134	Returning Officer Townsville Pre-Poll	0	0.00	0	0.00	0	0
135	Returning Officer Traeger Pre-Poll	0	0.00	1	100.00	0	1
136	Returning Officer Warrego Pre-Poll	1	50.00	1	50.00	0	2
137	Returning Officer Waterford Pre-Poll	0	0.00	0	0.00	0	0
138	Returning Officer Whitsunday Pre-Poll	0	0.00	3	100.00	0	3
139	Returning Officer Woodridge Pre-Poll	0	0.00	1	100.00	0	1
	Polling Booth Totals	**12,552**	**54.48**	**10,488**	**45.52**	**0**	**23,040**
301	Postal, Special Postal, Unenrolled Votes	1,771	61.30	1,118	38.70	0	2,889
302	Pre-Poll (In Person) Absent Votes	36	64.29	20	35.71	0	56
303	Polling Day Absent Votes	688	47.74	753	52.26	0	1,441
305	Declared Institution Votes	38	60.32	25	39.68	0	63
306	Polling Day Declaration Votes	47	48.45	50	51.55	0	97
308	Uncertain Identity	0	0.00	0	0.00	0	0
	Declaration Vote Totals	**2,580**	**56.75**	**1,966**	**43.25**	**0**	**4,546**
	Total Final Preference Votes	**15,132**	**54.85**	**12,454**	**45.15**	**0**	**27,586**

2017 State General Election

Two Candidate Preferred Results After Preferences By Booth

13. Burnett						34,015
		BENNETT, Stephen LNP		HARVEY, Lee ALP		Total Exhausted	Total Formal
No.	Polling Booth	Votes	%	Votes	%	Votes	Votes
1	Agnes Water	385	54.38	323	45.62	0	708
2	Alloway	259	72.35	99	27.65	0	358
3	Avoca	173	54.57	144	45.43	0	317
4	Avondale	100	60.24	66	39.76	0	166
5	Baffle Creek	152	52.78	136	47.22	0	288
6	Bargara	1,561	60.29	1,028	39.71	0	2,589
7	Booyal	74	71.15	30	28.85	0	104
8	Bororen	161	64.14	90	35.86	0	251
9	Branyan	145	56.20	113	43.80	0	258
10	Bucca	91	63.64	52	36.36	0	143
11	Bundaberg East	72	57.60	53	42.40	0	125
12	Bundaberg North	109	59.89	73	40.11	0	182
13	Bundaberg South	89	56.33	69	43.67	0	158
14	Burnett Heads	554	50.18	550	49.82	0	1,104
15	Buxton	89	53.94	76	46.06	0	165
16	Childers	1,032	57.30	769	42.70	0	1,801
17	Cordalba	290	62.77	172	37.23	0	462
18	Elliott Heads	343	56.98	259	43.02	0	602
19	Givelda	104	59.77	70	40.23	0	174
20	Gooburrum	447	71.52	178	28.48	0	625
21	Goodwood	121	61.73	75	38.27	0	196
22	Innes Park	647	61.04	413	38.96	0	1,060
23	Kalkie	212	74.39	73	25.61	0	285
24	Kepnock	36	60.00	24	40.00	0	60
25	Miriam Vale	242	60.80	156	39.20	0	398
26	Moore Park	561	52.82	501	47.18	0	1,062
27	North Bundaberg	97	54.80	80	45.20	0	177
28	Oakwood	293	62.47	176	37.53	0	469
29	Rosedale	227	56.05	178	43.95	0	405
30	Sharon	333	62.48	200	37.52	0	533
31	South Kolan	242	52.49	219	47.51	0	461
32	Thabeban	112	57.14	84	42.86	0	196
33	Woodgate	479	70.54	200	29.46	0	679
34	Woongarra	285	59.75	192	40.25	0	477
35	Yandaran	203	63.64	116	36.36	0	319
36	Brisbane CBD All-Districts Centre	6	85.71	1	14.29	0	7
37	Bundaberg All-Districts Centre	113	58.25	81	41.75	0	194
38	Burleigh All-Districts Centre	1	100.00	0	0.00	0	1
39	Cairns All-Districts Centre	0	0.00	0	0.00	0	0
40	East Brisbane All-Districts Centre	0	0.00	0	0.00	0	0

2017 State General Election

Two Candidate Preferred Results After Preferences By Booth

13. Burnett						34,015
		BENNETT, Stephen LNP		HARVEY, Lee ALP		Total Exhausted	Total Formal
No.	Polling Booth	Votes	%	Votes	%	Votes	Votes
41	Hervey Bay All-Districts Centre	2	100.00	0	0.00	0	2
42	Mackay All-Districts Centre	0	0.00	0	0.00	0	0
43	Maroochydore All-Districts Centre	0	0.00	1	100.00	0	1
44	Morayfield All-Districts Centre	1	100.00	0	0.00	0	1
45	Noosa All-Districts Centre	1	100.00	0	0.00	0	1
46	Oodgeroo All-Districts Centre	2	100.00	0	0.00	0	2
47	Redcliffe All-Districts Centre	0	0.00	0	0.00	0	0
48	Southport All-Districts Centre	0	0.00	0	0.00	0	0
49	Telephone Voting	1	33.33	2	66.67	0	3
50	Townsville All-Districts Centre	0	0.00	0	0.00	0	0
51	Vulture Street All-Districts Centre	0	0.00	0	0.00	0	0
52	Woolloongabba All-Districts Centre	0	0.00	0	0.00	0	0
53	Brisbane CBD All-Districts Centre Pre-Poll	23	74.19	8	25.81	0	31
54	Bundaberg All-Districts Centre Pre-Poll	4,195	62.39	2,529	37.61	0	6,724
55	Burleigh All-Districts Centre Pre-Poll	7	70.00	3	30.00	0	10
56	Cairns All-Districts Centre Pre-Poll	2	50.00	2	50.00	0	4
57	Electoral Visit	34	65.38	18	34.62	0	52
58	Hervey Bay All-Districts Centre Pre-poll	19	65.52	10	34.48	0	29
59	Mackay All-Districts Centre Pre-Poll	9	69.23	4	30.77	0	13
60	Maroochydore All-Districts Centre Pre-	11	64.71	6	35.29	0	17
61	Morayfield All-Districts Centre Pre-poll	2	100.00	0	0.00	0	2
62	Noosa All-Districts Centre Pre-Poll	3	100.00	0	0.00	0	3
63	Oodgeroo All-Districts Centre Pre-Poll	1	100.00	0	0.00	0	1
64	Redcliffe All-Districts Centre Pre-Poll	2	66.67	1	33.33	0	3
65	Southport All-Districts Centre Pre-Poll	6	75.00	2	25.00	0	8
66	Telephone Voting - Pre-poll	7	77.78	2	22.22	0	9
67	Townsville All-Districts Centre Pre-Poll	6	46.15	7	53.85	0	13
68	eAssist - Coorparoo Pre-Poll	0	0.00	0	0.00	0	0
69	Agnes Water Pre-poll	446	61.60	278	38.40	0	724
70	Returning Officer Burnett Pre-Poll	0	0.00	0	0.00	0	0
71	Returning Officer Algester Pre-Poll	0	0.00	0	0.00	0	0
72	Returning Officer Aspley Pre-Poll	1	100.00	0	0.00	0	1
73	Returning Officer Bancroft Pre-Poll	1	50.00	1	50.00	0	2
74	Returning Officer Barron River Pre-Poll	0	0.00	0	0.00	0	0
75	Returning Officer Bonney Pre-Poll	0	0.00	0	0.00	0	0
76	Returning Officer Broadwater Pre-Poll	2	100.00	0	0.00	0	2
77	Returning Officer Buderim Pre-Poll	2	100.00	0	0.00	0	2
78	Returning Officer Bulimba Pre-Poll	1	50.00	1	50.00	0	2
79	Returning Officer Bundaberg Pre-Poll	0	0.00	0	0.00	0	0
80	Returning Officer Bundamba Pre-Poll	0	0.00	1	100.00	0	1

2017 State General Election

Two Candidate Preferred Results After Preferences By Booth

13. Burnett							34,015
		BENNETT, Stephen LNP		HARVEY, Lee ALP		Total Exhausted	Total Formal
No.	Polling Booth	Votes	%	Votes	%	Votes	Votes
81	Returning Officer Burdekin Pre-Poll	0	0.00	0	0.00	0	0
82	Returning Officer Burleigh Pre-Poll	0	0.00	0	0.00	0	0
83	Returning Officer Cairns Pre-Poll	0	0.00	0	0.00	0	0
84	Returning Officer Callide Pre-Poll	5	83.33	1	16.67	0	6
85	Returning Officer Caloundra Pre-Poll	9	75.00	3	25.00	0	12
86	Returning Officer Capalaba Pre-Poll	3	75.00	1	25.00	0	4
87	Returning Officer Chatsworth Pre-Poll	2	100.00	0	0.00	0	2
88	Returning Officer Clayfield Pre-Poll	1	100.00	0	0.00	0	1
89	Returning Officer Condamine Pre-Poll	0	0.00	0	0.00	0	0
90	Returning Officer Cook Pre-Poll	1	100.00	0	0.00	0	1
91	Returning Officer Coomera Pre-Poll	0	0.00	1	100.00	0	1
92	Returning Officer Cooper Pre-Poll	0	0.00	0	0.00	0	0
93	Returning Officer Currumbin Pre-Poll	2	40.00	3	60.00	0	5
94	Returning Officer Everton Pre-Poll	0	0.00	0	0.00	0	0
95	Returning Officer Ferny Grove Pre-Poll	0	0.00	0	0.00	0	0
96	Returning Officer Gaven Pre-Poll	0	0.00	1	100.00	0	1
97	Returning Officer Gladstone Pre-Poll	89	57.42	66	42.58	0	155
98	Returning Officer Glass House Pre-Poll	0	0.00	0	0.00	0	0
99	Returning Officer Greenslopes Pre-Poll	2	50.00	2	50.00	0	4
100	Returning Officer Gregory Pre-Poll	0	0.00	3	100.00	0	3
101	Returning Officer Gympie Pre-Poll	5	71.43	2	28.57	0	7
102	Returning Officer Hervey Bay Pre-Poll	0	0.00	0	0.00	0	0
103	Returning Officer Hill Pre-Poll	0	0.00	0	0.00	0	0
104	Returning Officer Hinchinbrook Pre-Poll	0	0.00	0	0.00	0	0
105	Returning Officer Inala Pre-Poll	0	0.00	0	0.00	0	0
106	Returning Officer Ipswich Pre-Poll	0	0.00	2	100.00	0	2
107	Returning Officer Ipswich West Pre-Poll	0	0.00	0	0.00	0	0
108	Returning Officer Jordan Pre-Poll	0	0.00	1	100.00	0	1
109	Returning Officer Kawana Pre-Poll	3	60.00	2	40.00	0	5
110	Returning Officer Keppel Pre-Poll	10	71.43	4	28.57	0	14
111	Returning Officer Kurwongbah Pre-Poll	0	0.00	0	0.00	0	0
112	Returning Officer Lockyer Pre-Poll	1	50.00	1	50.00	0	2
113	Returning Officer Logan Pre-Poll	0	0.00	0	0.00	0	0
114	Returning Officer Lytton Pre-Poll	2	66.67	1	33.33	0	3
115	Returning Officer Macalister Pre-Poll	0	0.00	0	0.00	0	0
116	Returning Officer Mackay Pre-Poll	0	0.00	0	0.00	0	0
117	Returning Officer Maiwar Pre-Poll	1	100.00	0	0.00	0	1
118	Returning Officer Mansfield Pre-Poll	0	0.00	0	0.00	0	0
119	Returning Officer Maroochydore Pre-Poll	0	0.00	0	0.00	0	0
120	Returning Officer Maryborough Pre-Poll	12	60.00	8	40.00	0	20

2017 State General Election

Two Candidate Preferred Results After Preferences By Booth

13. Burnett							34,015
		BENNETT, Stephen LNP		HARVEY, Lee ALP		Total Exhausted	Total Formal
No.	Polling Booth	Votes	%	Votes	%	Votes	Votes
121	Returning Officer Mcconnel Pre-Poll	0	0.00	1	100.00	0	1
122	Returning Officer Mermaid Beach Pre-Poll	1	100.00	0	0.00	0	1
123	Returning Officer Miller Pre-Poll	0	0.00	1	100.00	0	1
124	Returning Officer Mirani Pre-Poll	0	0.00	0	0.00	0	0
125	Returning Officer Moggill Pre-Poll	1	100.00	0	0.00	0	1
126	Returning Officer Morayfield Pre-Poll	0	0.00	0	0.00	0	0
127	Returning Officer Mount Ommaney Pre-	0	0.00	1	100.00	0	1
128	Returning Officer Mudgeeraba Pre-Poll	0	0.00	0	0.00	0	0
129	Returning Officer Mulgrave Pre-Poll	0	0.00	0	0.00	0	0
130	Returning Officer Mundingburra Pre-Poll	0	0.00	0	0.00	0	0
131	Returning Officer Murrumba Pre-Poll	1	33.33	2	66.67	0	3
132	Returning Officer Nanango Pre-Poll	1	50.00	1	50.00	0	2
133	Returning Officer Nicklin Pre-Poll	1	25.00	3	75.00	0	4
134	Returning Officer Ninderry Pre-Poll	3	50.00	3	50.00	0	6
135	Returning Officer Noosa Pre-Poll	0	0.00	0	0.00	0	0
136	Returning Officer Nudgee Pre-Poll	0	0.00	1	100.00	0	1
137	Returning Officer Oodgeroo Pre-Poll	0	0.00	0	0.00	0	0
138	Returning Officer Pine Rivers Pre-Poll	1	100.00	0	0.00	0	1
139	Returning Officer Pumicestone Pre-Poll	2	50.00	2	50.00	0	4
140	Returning Officer Redcliffe Pre-Poll	0	0.00	0	0.00	0	0
141	Returning Officer Redlands Pre-Poll	1	50.00	1	50.00	0	2
142	Returning Officer Rockhampton Pre-Poll	8	42.11	11	57.89	0	19
143	Returning Officer Sandgate Pre-Poll	1	33.33	2	66.67	0	3
144	Returning Officer Scenic Rim Pre-Poll	0	0.00	0	0.00	0	0
145	Returning Officer South Brisbane Pre-Poll	3	100.00	0	0.00	0	3
146	Returning Officer Southern Downs Pre-	0	0.00	0	0.00	0	0
147	Returning Officer Southport Pre-Poll	0	0.00	0	0.00	0	0
148	Returning Officer Springwood Pre-Poll	2	100.00	0	0.00	0	2
149	Returning Officer Stafford Pre-Poll	0	0.00	2	100.00	0	2
150	Returning Officer Stretton Pre-Poll	2	100.00	0	0.00	0	2
151	Returning Officer Surfers Paradise Pre-	1	50.00	1	50.00	0	2
152	Returning Officer Theodore Pre-Poll	0	0.00	0	0.00	0	0
153	Returning Officer Thuringowa Pre-Poll	0	0.00	0	0.00	0	0
154	Returning Officer Toohey Pre-Poll	0	0.00	2	100.00	0	2
155	Returning Officer Toowoomba North Pre-	4	100.00	0	0.00	0	4
156	Returning Officer Toowoomba South Pre-	1	100.00	0	0.00	0	1
157	Returning Officer Townsville Pre-Poll	0	0.00	0	0.00	0	0
158	Returning Officer Traeger Pre-Poll	4	80.00	1	20.00	0	5
159	Returning Officer Warrego Pre-Poll	2	100.00	0	0.00	0	2
160	Returning Officer Waterford Pre-Poll	0	0.00	0	0.00	0	0

2017 State General Election

Two Candidate Preferred Results After Preferences By Booth

13. Burnett							34,015
		BENNETT, Stephen LNP		HARVEY, Lee ALP		Total Exhausted	Total Formal
No.	Polling Booth	Votes	%	Votes	%	Votes	Votes
161	Returning Officer Whitsunday Pre-Poll	0	0.00	0	0.00	0	0
162	Returning Officer Woodridge Pre-Poll	1	100.00	0	0.00	0	1
	Polling Booth Totals	**15,416**	**60.34**	**10,132**	**39.66**	**0**	**25,548**
301	Postal, Special Postal, Unenrolled Votes	1,696	65.06	911	34.94	0	2,607
302	Pre-Poll (In Person) Absent Votes	100	67.57	48	32.43	0	148
303	Polling Day Absent Votes	679	58.33	485	41.67	0	1,164
305	Declared Institution Votes	10	43.48	13	56.52	0	23
306	Polling Day Declaration Votes	61	49.19	63	50.81	0	124
308	Uncertain Identity	0	0.00	0	0.00	0	0
	Declaration Vote Totals	**2,546**	**62.62**	**1,520**	**37.38**	**0**	**4,066**
	Total Final Preference Votes	**17,962**	**60.65**	**11,652**	**39.35**	**0**	**29,614**

2017 State General Election

Two Candidate Preferred Results After Preferences By Booth

14. Cairns — 36,569

No.	Polling Booth	HEALY, Michael ALP Votes	%	MARINO, Sam LNP Votes	%	Total Exhausted Votes	Total Formal Votes
1	Cairns City	945	58.44	672	41.56	0	1,617
2	Cairns West	870	62.82	515	37.18	0	1,385
3	Earlville	860	49.97	861	50.03	0	1,721
4	Edge Hill	1,586	60.21	1,048	39.79	0	2,634
5	Freshwater	365	52.37	332	47.63	0	697
6	Manunda	784	60.08	521	39.92	0	1,305
7	Mooroobool	750	58.73	527	41.27	0	1,277
8	Redlynch	140	59.83	94	40.17	0	234
9	Stratford	172	55.84	136	44.16	0	308
10	Whitfield	918	55.98	722	44.02	0	1,640
11	Woree	110	59.14	76	40.86	0	186
12	Brisbane CBD All-Districts Centre	5	45.45	6	54.55	0	11
13	Bundaberg All-Districts Centre	0	0.00	0	0.00	0	0
14	Burleigh All-Districts Centre	0	0.00	0	0.00	0	0
15	Cairns All-Districts Centre	465	55.29	376	44.71	0	841
16	East Brisbane All-Districts Centre	0	0.00	0	0.00	0	0
17	Hervey Bay All-Districts Centre	0	0.00	0	0.00	0	0
18	Mackay All-Districts Centre	2	66.67	1	33.33	0	3
19	Maroochydore All-Districts Centre	0	0.00	1	100.00	0	1
20	Morayfield All-Districts Centre	0	0.00	0	0.00	0	0
21	Noosa All-Districts Centre	0	0.00	0	0.00	0	0
22	Oodgeroo All-Districts Centre	0	0.00	0	0.00	0	0
23	Redcliffe All-Districts Centre	0	0.00	0	0.00	0	0
24	Southport All-Districts Centre	0	0.00	1	100.00	0	1
25	Telephone Voting	6	100.00	0	0.00	0	6
26	Townsville All-Districts Centre	1	50.00	1	50.00	0	2
27	Vulture Street All-Districts Centre	0	0.00	0	0.00	0	0
28	Woolloongabba All-Districts Centre	0	0.00	0	0.00	0	0
29	Brisbane CBD All-Districts Centre Pre-Poll	20	55.56	16	44.44	0	36
30	Bundaberg All-Districts Centre Pre-Poll	7	87.50	1	12.50	0	8
31	Burleigh All-Districts Centre Pre-Poll	3	33.33	6	66.67	0	9
32	Cairns All-Districts Centre Pre-Poll	5,023	48.15	5,408	51.85	0	10,431
33	Electoral Visit	54	46.96	61	53.04	0	115
34	Hervey Bay All-Districts Centre Pre-poll	2	66.67	1	33.33	0	3
35	Mackay All-Districts Centre Pre-Poll	5	62.50	3	37.50	0	8
36	Maroochydore All-Districts Centre Pre-	3	33.33	6	66.67	0	9
37	Morayfield All-Districts Centre Pre-poll	2	33.33	4	66.67	0	6
38	Noosa All-Districts Centre Pre-Poll	3	100.00	0	0.00	0	3
39	Oodgeroo All-Districts Centre Pre-Poll	0	0.00	0	0.00	0	0
40	Redcliffe All-Districts Centre Pre-Poll	0	0.00	1	100.00	0	1

2017 State General Election

Two Candidate Preferred Results After Preferences By Booth

14. Cairns						36,569
		HEALY, Michael ALP		MARINO, Sam LNP		Total Exhausted	Total Formal
No.	Polling Booth	Votes	%	Votes	%	Votes	Votes
41	Southport All-Districts Centre Pre-Poll	6	60.00	4	40.00	0	10
42	Telephone Voting - Pre-poll	9	69.23	4	30.77	0	13
43	Townsville All-Districts Centre Pre-Poll	18	62.07	11	37.93	0	29
44	eAssist - Coorparoo Pre-Poll	0	0.00	0	0.00	0	0
45	Returning Officer Cairns Pre-Poll	0	0.00	0	0.00	0	0
46	Returning Officer Algester Pre-Poll	0	0.00	0	0.00	0	0
47	Returning Officer Aspley Pre-Poll	1	33.33	2	66.67	0	3
48	Returning Officer Bancroft Pre-Poll	0	0.00	0	0.00	0	0
49	Returning Officer Barron River Pre-Poll	142	50.90	137	49.10	0	279
50	Returning Officer Bonney Pre-Poll	0	0.00	0	0.00	0	0
51	Returning Officer Broadwater Pre-Poll	1	50.00	1	50.00	0	2
52	Returning Officer Buderim Pre-Poll	0	0.00	0	0.00	0	0
53	Returning Officer Bulimba Pre-Poll	1	100.00	0	0.00	0	1
54	Returning Officer Bundaberg Pre-Poll	0	0.00	0	0.00	0	0
55	Returning Officer Bundamba Pre-Poll	1	100.00	0	0.00	0	1
56	Returning Officer Burdekin Pre-Poll	0	0.00	0	0.00	0	0
57	Returning Officer Burleigh Pre-Poll	0	0.00	0	0.00	0	0
58	Returning Officer Burnett Pre-Poll	0	0.00	0	0.00	0	0
59	Returning Officer Callide Pre-Poll	0	0.00	0	0.00	0	0
60	Returning Officer Caloundra Pre-Poll	2	66.67	1	33.33	0	3
61	Returning Officer Capalaba Pre-Poll	0	0.00	0	0.00	0	0
62	Returning Officer Chatsworth Pre-Poll	0	0.00	1	100.00	0	1
63	Returning Officer Clayfield Pre-Poll	2	50.00	2	50.00	0	4
64	Returning Officer Condamine Pre-Poll	0	0.00	0	0.00	0	0
65	Returning Officer Cook Pre-Poll	15	71.43	6	28.57	0	21
66	Returning Officer Coomera Pre-Poll	0	0.00	0	0.00	0	0
67	Returning Officer Cooper Pre-Poll	0	0.00	0	0.00	0	0
68	Returning Officer Currumbin Pre-Poll	0	0.00	2	100.00	0	2
69	Returning Officer Everton Pre-Poll	0	0.00	1	100.00	0	1
70	Returning Officer Ferny Grove Pre-Poll	1	100.00	0	0.00	0	1
71	Returning Officer Gaven Pre-Poll	0	0.00	1	100.00	0	1
72	Returning Officer Gladstone Pre-Poll	2	40.00	3	60.00	0	5
73	Returning Officer Glass House Pre-Poll	0	0.00	0	0.00	0	0
74	Returning Officer Greenslopes Pre-Poll	1	50.00	1	50.00	0	2
75	Returning Officer Gregory Pre-Poll	0	0.00	0	0.00	0	0
76	Returning Officer Gympie Pre-Poll	0	0.00	1	100.00	0	1
77	Returning Officer Hervey Bay Pre-Poll	2	66.67	1	33.33	0	3
78	Returning Officer Hill Pre-Poll	0	0.00	4	100.00	0	4
79	Returning Officer Hinchinbrook Pre-Poll	0	0.00	2	100.00	0	2
80	Returning Officer Inala Pre-Poll	0	0.00	0	0.00	0	0

2017 State General Election

Two Candidate Preferred Results After Preferences By Booth

14. Cairns						36,569
		HEALY, Michael ALP		MARINO, Sam LNP		Total Exhausted	Total Formal
No.	Polling Booth	Votes	%	Votes	%	Votes	Votes
81	Returning Officer Ipswich Pre-Poll	1	100.00	0	0.00	0	1
82	Returning Officer Ipswich West Pre-Poll	0	0.00	0	0.00	0	0
83	Returning Officer Jordan Pre-Poll	1	50.00	1	50.00	0	2
84	Returning Officer Kawana Pre-Poll	0	0.00	3	100.00	0	3
85	Returning Officer Keppel Pre-Poll	2	50.00	2	50.00	0	4
86	Returning Officer Kurwongbah Pre-Poll	0	0.00	0	0.00	0	0
87	Returning Officer Lockyer Pre-Poll	0	0.00	0	0.00	0	0
88	Returning Officer Logan Pre-Poll	0	0.00	0	0.00	0	0
89	Returning Officer Lytton Pre-Poll	1	100.00	0	0.00	0	1
90	Returning Officer Macalister Pre-Poll	0	0.00	0	0.00	0	0
91	Returning Officer Mackay Pre-Poll	0	0.00	0	0.00	0	0
92	Returning Officer Maiwar Pre-Poll	0	0.00	0	0.00	0	0
93	Returning Officer Mansfield Pre-Poll	0	0.00	1	100.00	0	1
94	Returning Officer Maroochydore Pre-Poll	0	0.00	0	0.00	0	0
95	Returning Officer Maryborough Pre-Poll	0	0.00	0	0.00	0	0
96	Returning Officer Mcconnel Pre-Poll	1	100.00	0	0.00	0	1
97	Returning Officer Mermaid Beach Pre-Poll	1	33.33	2	66.67	0	3
98	Returning Officer Miller Pre-Poll	1	50.00	1	50.00	0	2
99	Returning Officer Mirani Pre-Poll	0	0.00	0	0.00	0	0
100	Returning Officer Moggill Pre-Poll	0	0.00	1	100.00	0	1
101	Returning Officer Morayfield Pre-Poll	0	0.00	0	0.00	0	0
102	Returning Officer Mount Ommaney Pre-	0	0.00	0	0.00	0	0
103	Returning Officer Mudgeeraba Pre-Poll	0	0.00	0	0.00	0	0
104	Returning Officer Mulgrave Pre-Poll	47	55.29	38	44.71	0	85
105	Returning Officer Mundingburra Pre-Poll	0	0.00	0	0.00	0	0
106	Returning Officer Murrumba Pre-Poll	1	33.33	2	66.67	0	3
107	Returning Officer Nanango Pre-Poll	0	0.00	0	0.00	0	0
108	Returning Officer Nicklin Pre-Poll	1	100.00	0	0.00	0	1
109	Returning Officer Ninderry Pre-Poll	0	0.00	0	0.00	0	0
110	Returning Officer Noosa Pre-Poll	0	0.00	0	0.00	0	0
111	Returning Officer Nudgee Pre-Poll	0	0.00	0	0.00	0	0
112	Returning Officer Oodgeroo Pre-Poll	0	0.00	0	0.00	0	0
113	Returning Officer Pine Rivers Pre-Poll	0	0.00	0	0.00	0	0
114	Returning Officer Pumicestone Pre-Poll	0	0.00	0	0.00	0	0
115	Returning Officer Redcliffe Pre-Poll	0	0.00	0	0.00	0	0
116	Returning Officer Redlands Pre-Poll	0	0.00	1	100.00	0	1
117	Returning Officer Rockhampton Pre-Poll	1	33.33	2	66.67	0	3
118	Returning Officer Sandgate Pre-Poll	0	0.00	0	0.00	0	0
119	Returning Officer Scenic Rim Pre-Poll	0	0.00	1	100.00	0	1
120	Returning Officer South Brisbane Pre-Poll	2	50.00	2	50.00	0	4

2017 State General Election

Two Candidate Preferred Results After Preferences By Booth

14. Cairns						36,569
		HEALY, Michael ALP		MARINO, Sam LNP		Total Exhausted	Total Formal
No.	Polling Booth	Votes	%	Votes	%	Votes	Votes
121	Returning Officer Southern Downs Pre-	0	0.00	2	100.00	0	2
122	Returning Officer Southport Pre-Poll	0	0.00	0	0.00	0	0
123	Returning Officer Springwood Pre-Poll	1	33.33	2	66.67	0	3
124	Returning Officer Stafford Pre-Poll	0	0.00	1	100.00	0	1
125	Returning Officer Stretton Pre-Poll	0	0.00	0	0.00	0	0
126	Returning Officer Surfers Paradise Pre-	0	0.00	0	0.00	0	0
127	Returning Officer Theodore Pre-Poll	0	0.00	0	0.00	0	0
128	Returning Officer Thuringowa Pre-Poll	0	0.00	0	0.00	0	0
129	Returning Officer Toohey Pre-Poll	0	0.00	0	0.00	0	0
130	Returning Officer Toowoomba North Pre-	5	83.33	1	16.67	0	6
131	Returning Officer Toowoomba South Pre-	0	0.00	1	100.00	0	1
132	Returning Officer Townsville Pre-Poll	0	0.00	0	0.00	0	0
133	Returning Officer Traeger Pre-Poll	1	50.00	1	50.00	0	2
134	Returning Officer Warrego Pre-Poll	1	50.00	1	50.00	0	2
135	Returning Officer Waterford Pre-Poll	0	0.00	0	0.00	0	0
136	Returning Officer Whitsunday Pre-Poll	1	50.00	1	50.00	0	2
137	Returning Officer Woodridge Pre-Poll	0	0.00	0	0.00	0	0
	Polling Booth Totals	**13,374**	**53.45**	**11,649**	**46.55**	**0**	**25,023**
301	Postal, Special Postal, Unenrolled Votes	844	49.76	852	50.24	0	1,696
302	Pre-Poll (In Person) Absent Votes	123	54.91	101	45.09	0	224
303	Polling Day Absent Votes	754	56.23	587	43.77	0	1,341
305	Declared Institution Votes	18	47.37	20	52.63	0	38
306	Polling Day Declaration Votes	54	63.53	31	36.47	0	85
308	Uncertain Identity	0	0.00	0	0.00	0	0
	Declaration Vote Totals	**1,793**	**52.98**	**1,591**	**47.02**	**0**	**3,384**
	Total Final Preference Votes	**15,167**	**53.39**	**13,240**	**46.61**	**0**	**28,407**

2017 State General Election

Two Candidate Preferred Results After Preferences By Booth

15. Callide						33,540
		BOYCE, Colin LNP		LOHSE, Sharon ONP		Total Exhausted	Total Formal
No.	Polling Booth	Votes	%	Votes	%	Votes	Votes
1	Banana	113	62.78	67	37.22	0	180
2	Baralaba	107	60.45	70	39.55	0	177
3	Bell	172	57.14	129	42.86	0	301
4	Benaraby	85	49.42	87	50.58	0	172
5	Biggenden	317	43.85	406	56.15	0	723
6	Biloela	975	58.24	699	41.76	0	1,674
7	Brigalow	107	69.48	47	30.52	0	154
8	Bullyard	140	43.48	182	56.52	0	322
9	Calliope	840	49.27	865	50.73	0	1,705
10	Chinchilla	1,029	60.96	659	39.04	0	1,688
11	Chinchilla North	730	58.78	512	41.22	0	1,242
12	Drillham	31	51.67	29	48.33	0	60
13	Eidsvold	146	61.86	90	38.14	0	236
14	Gayndah	335	50.83	324	49.17	0	659
15	Gin Gin	612	48.30	655	51.70	0	1,267
16	Jambin	135	56.96	102	43.04	0	237
17	Jandowae	311	51.24	296	48.76	0	607
18	Jimbour	51	52.58	46	47.42	0	97
19	Miles	363	54.02	309	45.98	0	672
20	Monto	435	54.38	365	45.63	0	800
21	Mount Perry	136	50.56	133	49.44	0	269
22	Moura	344	52.04	317	47.96	0	661
23	Mulgildie	125	66.49	63	33.51	0	188
24	Mundubbera	322	65.85	167	34.15	0	489
25	Taroom	197	68.40	91	31.60	0	288
26	Thangool	198	58.93	138	41.07	0	336
27	Theodore	254	55.82	201	44.18	0	455
28	Ubobo	82	49.40	84	50.60	0	166
29	Wallaville	186	53.91	159	46.09	0	345
30	Wandoan	91	47.40	101	52.60	0	192
31	Warra	72	73.47	26	26.53	0	98
32	Wowan	153	62.20	93	37.80	0	246
33	Brisbane CBD All-Districts Centre	9	69.23	4	30.77	0	13
34	Bundaberg All-Districts Centre	9	60.00	6	40.00	0	15
35	Burleigh All-Districts Centre	0	0.00	0	0.00	0	0
36	Cairns All-Districts Centre	0	0.00	0	0.00	0	0
37	East Brisbane All-Districts Centre	0	0.00	0	0.00	0	0
38	Hervey Bay All-Districts Centre	0	0.00	0	0.00	0	0
39	Mackay All-Districts Centre	0	0.00	0	0.00	0	0
40	Maroochydore All-Districts Centre	3	75.00	1	25.00	0	4

2017 State General Election

Two Candidate Preferred Results After Preferences By Booth

15. Callide						33,540
		BOYCE, Colin LNP		LOHSE, Sharon ONP		Total Exhausted	Total Formal
No.	Polling Booth	Votes	%	Votes	%	Votes	Votes
41	Morayfield All-Districts Centre	0	0.00	0	0.00	0	0
42	Noosa All-Districts Centre	1	50.00	1	50.00	0	2
43	Oodgeroo All-Districts Centre	0	0.00	0	0.00	0	0
44	Redcliffe All-Districts Centre	0	0.00	0	0.00	0	0
45	Southport All-Districts Centre	1	100.00	0	0.00	0	1
46	Telephone Voting	2	40.00	3	60.00	0	5
47	Townsville All-Districts Centre	0	0.00	0	0.00	0	0
48	Vulture Street All-Districts Centre	0	0.00	0	0.00	0	0
49	Woolloongabba All-Districts Centre	0	0.00	0	0.00	0	0
50	Brisbane CBD All-Districts Centre Pre-Poll	16	66.67	8	33.33	0	24
51	Bundaberg All-Districts Centre Pre-Poll	217	47.59	239	52.41	0	456
52	Burleigh All-Districts Centre Pre-Poll	5	71.43	2	28.57	0	7
53	Cairns All-Districts Centre Pre-Poll	1	50.00	1	50.00	0	2
54	Electoral Visit	145	65.32	77	34.68	0	222
55	Hervey Bay All-Districts Centre Pre-poll	10	55.56	8	44.44	0	18
56	Mackay All-Districts Centre Pre-Poll	7	43.75	9	56.25	0	16
57	Maroochydore All-Districts Centre Pre-	12	63.16	7	36.84	0	19
58	Morayfield All-Districts Centre Pre-poll	3	75.00	1	25.00	0	4
59	Noosa All-Districts Centre Pre-Poll	5	62.50	3	37.50	0	8
60	Oodgeroo All-Districts Centre Pre-Poll	0	0.00	0	0.00	0	0
61	Redcliffe All-Districts Centre Pre-Poll	4	50.00	4	50.00	0	8
62	Southport All-Districts Centre Pre-Poll	4	50.00	4	50.00	0	8
63	Telephone Voting - Pre-poll	6	60.00	4	40.00	0	10
64	Townsville All-Districts Centre Pre-Poll	2	40.00	3	60.00	0	5
65	eAssist - Coorparoo Pre-Poll	0	0.00	0	0.00	0	0
66	Biloela Pre-Poll	1,120	61.81	692	38.19	0	1,812
67	Miles Pre-Poll	169	57.68	124	42.32	0	293
68	Mundubbera Pre-Poll	286	61.11	182	38.89	0	468
69	Taroom Pre-Poll	223	68.40	103	31.60	0	326
70	Wandoan Pre-Poll	59	49.17	61	50.83	0	120
71	Returning Officer Callide Pre-Poll	398	56.70	304	43.30	0	702
72	Returning Officer Algester Pre-Poll	0	0.00	0	0.00	0	0
73	Returning Officer Aspley Pre-Poll	2	33.33	4	66.67	0	6
74	Returning Officer Bancroft Pre-Poll	0	0.00	1	100.00	0	1
75	Returning Officer Barron River Pre-Poll	0	0.00	1	100.00	0	1
76	Returning Officer Bonney Pre-Poll	0	0.00	0	0.00	0	0
77	Returning Officer Broadwater Pre-Poll	0	0.00	0	0.00	0	0
78	Returning Officer Buderim Pre-Poll	1	50.00	1	50.00	0	2
79	Returning Officer Bulimba Pre-Poll	1	100.00	0	0.00	0	1
80	Returning Officer Bundaberg Pre-Poll	0	0.00	1	100.00	0	1

2017 State General Election

Two Candidate Preferred Results After Preferences By Booth

15. Callide						33,540
		BOYCE, Colin LNP		LOHSE, Sharon ONP		Total Exhausted	Total Formal
No.	Polling Booth	Votes	%	Votes	%	Votes	Votes
81	Returning Officer Bundamba Pre-Poll	1	100.00	0	0.00	0	1
82	Returning Officer Burdekin Pre-Poll	1	100.00	0	0.00	0	1
83	Returning Officer Burleigh Pre-Poll	0	0.00	0	0.00	0	0
84	Returning Officer Burnett Pre-Poll	0	0.00	0	0.00	0	0
85	Returning Officer Cairns Pre-Poll	0	0.00	0	0.00	0	0
86	Returning Officer Caloundra Pre-Poll	2	66.67	1	33.33	0	3
87	Returning Officer Capalaba Pre-Poll	0	0.00	0	0.00	0	0
88	Returning Officer Chatsworth Pre-Poll	0	0.00	0	0.00	0	0
89	Returning Officer Clayfield Pre-Poll	0	0.00	0	0.00	0	0
90	Returning Officer Condamine Pre-Poll	4	80.00	1	20.00	0	5
91	Returning Officer Cook Pre-Poll	2	100.00	0	0.00	0	2
92	Returning Officer Coomera Pre-Poll	0	0.00	2	100.00	0	2
93	Returning Officer Cooper Pre-Poll	1	33.33	2	66.67	0	3
94	Returning Officer Currumbin Pre-Poll	0	0.00	4	100.00	0	4
95	Returning Officer Everton Pre-Poll	1	100.00	0	0.00	0	1
96	Returning Officer Ferny Grove Pre-Poll	0	0.00	0	0.00	0	0
97	Returning Officer Gaven Pre-Poll	0	0.00	1	100.00	0	1
98	Returning Officer Gladstone Pre-Poll	351	45.64	418	54.36	0	769
99	Returning Officer Glass House Pre-Poll	0	0.00	1	100.00	0	1
100	Returning Officer Greenslopes Pre-Poll	2	100.00	0	0.00	0	2
101	Returning Officer Gregory Pre-Poll	4	40.00	6	60.00	0	10
102	Returning Officer Gympie Pre-Poll	3	50.00	3	50.00	0	6
103	Returning Officer Hervey Bay Pre-Poll	3	100.00	0	0.00	0	3
104	Returning Officer Hill Pre-Poll	1	100.00	0	0.00	0	1
105	Returning Officer Hinchinbrook Pre-Poll	1	50.00	1	50.00	0	2
106	Returning Officer Inala Pre-Poll	0	0.00	0	0.00	0	0
107	Returning Officer Ipswich Pre-Poll	0	0.00	1	100.00	0	1
108	Returning Officer Ipswich West Pre-Poll	0	0.00	0	0.00	0	0
109	Returning Officer Jordan Pre-Poll	0	0.00	1	100.00	0	1
110	Returning Officer Kawana Pre-Poll	0	0.00	4	100.00	0	4
111	Returning Officer Keppel Pre-Poll	12	52.17	11	47.83	0	23
112	Returning Officer Kurwongbah Pre-Poll	0	0.00	1	100.00	0	1
113	Returning Officer Lockyer Pre-Poll	3	75.00	1	25.00	0	4
114	Returning Officer Logan Pre-Poll	0	0.00	2	100.00	0	2
115	Returning Officer Lytton Pre-Poll	1	25.00	3	75.00	0	4
116	Returning Officer Macalister Pre-Poll	0	0.00	0	0.00	0	0
117	Returning Officer Mackay Pre-Poll	0	0.00	0	0.00	0	0
118	Returning Officer Maiwar Pre-Poll	1	100.00	0	0.00	0	1
119	Returning Officer Mansfield Pre-Poll	0	0.00	1	100.00	0	1
120	Returning Officer Maroochydore Pre-Poll	0	0.00	0	0.00	0	0

2017 State General Election

Two Candidate Preferred Results After Preferences By Booth

15. Callide						33,540
	BOYCE, Colin LNP		LOHSE, Sharon ONP		Total Exhausted	Total Formal
No. Polling Booth	Votes	%	Votes	%	Votes	Votes
121 Returning Officer Maryborough Pre-Poll	7	41.18	10	58.82	0	17
122 Returning Officer Mcconnel Pre-Poll	1	100.00	0	0.00	0	1
123 Returning Officer Mermaid Beach Pre-Poll	1	50.00	1	50.00	0	2
124 Returning Officer Miller Pre-Poll	1	100.00	0	0.00	0	1
125 Returning Officer Mirani Pre-Poll	3	75.00	1	25.00	0	4
126 Returning Officer Moggill Pre-Poll	0	0.00	0	0.00	0	0
127 Returning Officer Morayfield Pre-Poll	0	0.00	0	0.00	0	0
128 Returning Officer Mount Ommaney Pre-	0	0.00	0	0.00	0	0
129 Returning Officer Mudgeeraba Pre-Poll	0	0.00	0	0.00	0	0
130 Returning Officer Mulgrave Pre-Poll	1	100.00	0	0.00	0	1
131 Returning Officer Mundingburra Pre-Poll	0	0.00	0	0.00	0	0
132 Returning Officer Murrumba Pre-Poll	2	100.00	0	0.00	0	2
133 Returning Officer Nanango Pre-Poll	6	85.71	1	14.29	0	7
134 Returning Officer Nicklin Pre-Poll	3	60.00	2	40.00	0	5
135 Returning Officer Ninderry Pre-Poll	0	0.00	0	0.00	0	0
136 Returning Officer Noosa Pre-Poll	0	0.00	0	0.00	0	0
137 Returning Officer Nudgee Pre-Poll	0	0.00	0	0.00	0	0
138 Returning Officer Oodgeroo Pre-Poll	0	0.00	0	0.00	0	0
139 Returning Officer Pine Rivers Pre-Poll	0	0.00	0	0.00	0	0
140 Returning Officer Pumicestone Pre-Poll	3	100.00	0	0.00	0	3
141 Returning Officer Redcliffe Pre-Poll	0	0.00	0	0.00	0	0
142 Returning Officer Redlands Pre-Poll	0	0.00	2	100.00	0	2
143 Returning Officer Rockhampton Pre-Poll	49	60.49	32	39.51	0	81
144 Returning Officer Sandgate Pre-Poll	0	0.00	1	100.00	0	1
145 Returning Officer Scenic Rim Pre-Poll	0	0.00	1	100.00	0	1
146 Returning Officer South Brisbane Pre-Poll	12	80.00	3	20.00	0	15
147 Returning Officer Southern Downs Pre-	0	0.00	4	100.00	0	4
148 Returning Officer Southport Pre-Poll	0	0.00	0	0.00	0	0
149 Returning Officer Springwood Pre-Poll	2	50.00	2	50.00	0	4
150 Returning Officer Stafford Pre-Poll	1	33.33	2	66.67	0	3
151 Returning Officer Stretton Pre-Poll	0	0.00	0	0.00	0	0
152 Returning Officer Surfers Paradise Pre-	0	0.00	0	0.00	0	0
153 Returning Officer Theodore Pre-Poll	0	0.00	0	0.00	0	0
154 Returning Officer Thuringowa Pre-Poll	0	0.00	0	0.00	0	0
155 Returning Officer Toohey Pre-Poll	0	0.00	0	0.00	0	0
156 Returning Officer Toowoomba North Pre-	16	59.26	11	40.74	0	27
157 Returning Officer Toowoomba South Pre-	7	63.64	4	36.36	0	11
158 Returning Officer Townsville Pre-Poll	0	0.00	0	0.00	0	0
159 Returning Officer Traeger Pre-Poll	1	25.00	3	75.00	0	4
160 Returning Officer Warrego Pre-Poll	68	56.67	52	43.33	0	120

2017 State General Election

Two Candidate Preferred Results After Preferences By Booth

15. Callide						33,540
		BOYCE, Colin LNP		LOHSE, Sharon ONP		Total Exhausted	Total Formal
No.	Polling Booth	Votes	%	Votes	%	Votes	Votes
161	Returning Officer Waterford Pre-Poll	0	0.00	0	0.00	0	0
162	Returning Officer Whitsunday Pre-Poll	0	0.00	1	100.00	0	1
163	Returning Officer Woodridge Pre-Poll	1	100.00	0	0.00	0	1
	Polling Booth Totals	**12,494**	**55.62**	**9,969**	**44.38**	**0**	**22,463**
301	Postal, Special Postal, Unenrolled Votes	2,607	59.94	1,742	40.06	0	4,349
302	Pre-Poll (In Person) Absent Votes	73	51.77	68	48.23	0	141
303	Polling Day Absent Votes	1,007	53.68	869	46.32	0	1,876
305	Declared Institution Votes	39	51.32	37	48.68	0	76
306	Polling Day Declaration Votes	0	0.00	0	0.00	0	0
308	Uncertain Identity	0	0.00	0	0.00	0	0
	Declaration Vote Totals	**3,726**	**57.84**	**2,716**	**42.16**	**0**	**6,442**
	Total Final Preference Votes	**16,220**	**56.11**	**12,685**	**43.89**	**0**	**28,905**

2017 State General Election

Two Candidate Preferred Results After Preferences By Booth

16. Caloundra						34,268
		MCARDLE, Mark LNP		HUNT, Jason ALP		Total Exhausted	Total Formal
No.	Polling Booth	Votes	%	Votes	%	Votes	Votes
1	Beerwah	610	45.25	738	54.75	0	1,348
2	Caloundra	644	46.13	752	53.87	0	1,396
3	Caloundra Unity	992	45.80	1,174	54.20	0	2,166
4	Currimundi	707	47.48	782	52.52	0	1,489
5	Currimundi West	109	51.42	103	48.58	0	212
6	Glass House Mountains	32	61.54	20	38.46	0	52
7	Glenview	401	54.12	340	45.88	0	741
8	Golden Beach	801	48.40	854	51.60	0	1,655
9	Kawana Waters	68	47.89	74	52.11	0	142
10	Landsborough	662	43.13	873	56.87	0	1,535
11	Meridan Plains	231	59.54	157	40.46	0	388
12	Mooloolah	26	54.17	22	45.83	0	48
13	Pelican Waters	1,255	60.31	826	39.69	0	2,081
14	Shelly Beach	555	50.92	535	49.08	0	1,090
15	Brisbane CBD All-Districts Centre	6	54.55	5	45.45	0	11
16	Bundaberg All-Districts Centre	2	66.67	1	33.33	0	3
17	Burleigh All-Districts Centre	0	0.00	0	0.00	0	0
18	Cairns All-Districts Centre	0	0.00	0	0.00	0	0
19	East Brisbane All-Districts Centre	4	57.14	3	42.86	0	7
20	Hervey Bay All-Districts Centre	0	0.00	0	0.00	0	0
21	Mackay All-Districts Centre	2	100.00	0	0.00	0	2
22	Maroochydore All-Districts Centre	8	50.00	8	50.00	0	16
23	Morayfield All-Districts Centre	3	75.00	1	25.00	0	4
24	Noosa All-Districts Centre	2	40.00	3	60.00	0	5
25	Oodgeroo All-Districts Centre	1	100.00	0	0.00	0	1
26	Redcliffe All-Districts Centre	1	50.00	1	50.00	0	2
27	Southport All-Districts Centre	0	0.00	0	0.00	0	0
28	Telephone Voting	3	100.00	0	0.00	0	3
29	Townsville All-Districts Centre	0	0.00	0	0.00	0	0
30	Vulture Street All-Districts Centre	1	100.00	0	0.00	0	1
31	Woolloongabba All-Districts Centre	2	100.00	0	0.00	0	2
32	Brisbane CBD All-Districts Centre Pre-Poll	29	54.72	24	45.28	0	53
33	Bundaberg All-Districts Centre Pre-Poll	9	81.82	2	18.18	0	11
34	Burleigh All-Districts Centre Pre-Poll	5	71.43	2	28.57	0	7
35	Cairns All-Districts Centre Pre-Poll	7	100.00	0	0.00	0	7
36	Electoral Visit	100	68.97	45	31.03	0	145
37	Hervey Bay All-Districts Centre Pre-poll	11	78.57	3	21.43	0	14
38	Mackay All-Districts Centre Pre-Poll	6	85.71	1	14.29	0	7
39	Maroochydore All-Districts Centre Pre-	132	47.14	148	52.86	0	280
40	Morayfield All-Districts Centre Pre-poll	13	59.09	9	40.91	0	22

2017 State General Election

Two Candidate Preferred Results After Preferences By Booth

16. Caloundra						34,268
		MCARDLE, Mark LNP		HUNT, Jason ALP		Total Exhausted	Total Formal
No.	Polling Booth	Votes	%	Votes	%	Votes	Votes
41	Noosa All-Districts Centre Pre-Poll	8	47.06	9	52.94	0	17
42	Oodgeroo All-Districts Centre Pre-Poll	0	0.00	3	100.00	0	3
43	Redcliffe All-Districts Centre Pre-Poll	7	63.64	4	36.36	0	11
44	Southport All-Districts Centre Pre-Poll	2	66.67	1	33.33	0	3
45	Telephone Voting - Pre-poll	7	58.33	5	41.67	0	12
46	Townsville All-Districts Centre Pre-Poll	5	83.33	1	16.67	0	6
47	eAssist - Coorparoo Pre-Poll	0	0.00	0	0.00	0	0
48	Returning Officer Caloundra Pre-Poll	5,038	58.97	3,506	41.03	0	8,544
49	Returning Officer Algester Pre-Poll	0	0.00	0	0.00	0	0
50	Returning Officer Aspley Pre-Poll	3	75.00	1	25.00	0	4
51	Returning Officer Bancroft Pre-Poll	2	100.00	0	0.00	0	2
52	Returning Officer Barron River Pre-Poll	0	0.00	0	0.00	0	0
53	Returning Officer Bonney Pre-Poll	0	0.00	0	0.00	0	0
54	Returning Officer Broadwater Pre-Poll	0	0.00	0	0.00	0	0
55	Returning Officer Buderim Pre-Poll	47	60.26	31	39.74	0	78
56	Returning Officer Bulimba Pre-Poll	1	50.00	1	50.00	0	2
57	Returning Officer Bundaberg Pre-Poll	0	0.00	0	0.00	0	0
58	Returning Officer Bundamba Pre-Poll	1	100.00	0	0.00	0	1
59	Returning Officer Burdekin Pre-Poll	0	0.00	0	0.00	0	0
60	Returning Officer Burleigh Pre-Poll	0	0.00	0	0.00	0	0
61	Returning Officer Burnett Pre-Poll	0	0.00	0	0.00	0	0
62	Returning Officer Cairns Pre-Poll	0	0.00	0	0.00	0	0
63	Returning Officer Callide Pre-Poll	0	0.00	1	100.00	0	1
64	Returning Officer Capalaba Pre-Poll	1	100.00	0	0.00	0	1
65	Returning Officer Chatsworth Pre-Poll	0	0.00	0	0.00	0	0
66	Returning Officer Clayfield Pre-Poll	1	50.00	1	50.00	0	2
67	Returning Officer Condamine Pre-Poll	0	0.00	0	0.00	0	0
68	Returning Officer Cook Pre-Poll	0	0.00	0	0.00	0	0
69	Returning Officer Coomera Pre-Poll	1	100.00	0	0.00	0	1
70	Returning Officer Cooper Pre-Poll	2	100.00	0	0.00	0	2
71	Returning Officer Currumbin Pre-Poll	0	0.00	0	0.00	0	0
72	Returning Officer Everton Pre-Poll	0	0.00	0	0.00	0	0
73	Returning Officer Ferny Grove Pre-Poll	1	100.00	0	0.00	0	1
74	Returning Officer Gaven Pre-Poll	0	0.00	0	0.00	0	0
75	Returning Officer Gladstone Pre-Poll	7	63.64	4	36.36	0	11
76	Returning Officer Glass House Pre-Poll	636	49.77	642	50.23	0	1,278
77	Returning Officer Greenslopes Pre-Poll	4	100.00	0	0.00	0	4
78	Returning Officer Gregory Pre-Poll	0	0.00	0	0.00	0	0
79	Returning Officer Gympie Pre-Poll	0	0.00	0	0.00	0	0
80	Returning Officer Hervey Bay Pre-Poll	0	0.00	0	0.00	0	0

2017 State General Election

Two Candidate Preferred Results After Preferences By Booth

16. Caloundra						34,268
		MCARDLE, Mark LNP		HUNT, Jason ALP		Total Exhausted	Total Formal
No.	Polling Booth	Votes	%	Votes	%	Votes	Votes
81	Returning Officer Hill Pre-Poll	0	0.00	0	0.00	0	0
82	Returning Officer Hinchinbrook Pre-Poll	0	0.00	0	0.00	0	0
83	Returning Officer Inala Pre-Poll	0	0.00	1	100.00	0	1
84	Returning Officer Ipswich Pre-Poll	2	66.67	1	33.33	0	3
85	Returning Officer Ipswich West Pre-Poll	0	0.00	0	0.00	0	0
86	Returning Officer Jordan Pre-Poll	1	100.00	0	0.00	0	1
87	Returning Officer Kawana Pre-Poll	87	55.41	70	44.59	0	157
88	Returning Officer Keppel Pre-Poll	0	0.00	0	0.00	0	0
89	Returning Officer Kurwongbah Pre-Poll	0	0.00	4	100.00	0	4
90	Returning Officer Lockyer Pre-Poll	0	0.00	1	100.00	0	1
91	Returning Officer Logan Pre-Poll	0	0.00	0	0.00	0	0
92	Returning Officer Lytton Pre-Poll	4	80.00	1	20.00	0	5
93	Returning Officer Macalister Pre-Poll	0	0.00	0	0.00	0	0
94	Returning Officer Mackay Pre-Poll	0	0.00	0	0.00	0	0
95	Returning Officer Maiwar Pre-Poll	1	50.00	1	50.00	0	2
96	Returning Officer Mansfield Pre-Poll	0	0.00	0	0.00	0	0
97	Returning Officer Maroochydore Pre-Poll	0	0.00	0	0.00	0	0
98	Returning Officer Maryborough Pre-Poll	7	87.50	1	12.50	0	8
99	Returning Officer Mcconnel Pre-Poll	2	100.00	0	0.00	0	2
100	Returning Officer Mermaid Beach Pre-Poll	2	100.00	0	0.00	0	2
101	Returning Officer Miller Pre-Poll	1	100.00	0	0.00	0	1
102	Returning Officer Mirani Pre-Poll	0	0.00	0	0.00	0	0
103	Returning Officer Moggill Pre-Poll	2	100.00	0	0.00	0	2
104	Returning Officer Morayfield Pre-Poll	0	0.00	0	0.00	0	0
105	Returning Officer Mount Ommaney Pre-	2	100.00	0	0.00	0	2
106	Returning Officer Mudgeeraba Pre-Poll	0	0.00	0	0.00	0	0
107	Returning Officer Mulgrave Pre-Poll	0	0.00	0	0.00	0	0
108	Returning Officer Mundingburra Pre-Poll	0	0.00	0	0.00	0	0
109	Returning Officer Murrumba Pre-Poll	1	33.33	2	66.67	0	3
110	Returning Officer Nanango Pre-Poll	3	100.00	0	0.00	0	3
111	Returning Officer Nicklin Pre-Poll	28	50.00	28	50.00	0	56
112	Returning Officer Ninderry Pre-Poll	5	41.67	7	58.33	0	12
113	Returning Officer Noosa Pre-Poll	0	0.00	0	0.00	0	0
114	Returning Officer Nudgee Pre-Poll	1	50.00	1	50.00	0	2
115	Returning Officer Oodgeroo Pre-Poll	0	0.00	0	0.00	0	0
116	Returning Officer Pine Rivers Pre-Poll	3	60.00	2	40.00	0	5
117	Returning Officer Pumicestone Pre-Poll	4	57.14	3	42.86	0	7
118	Returning Officer Redcliffe Pre-Poll	0	0.00	0	0.00	0	0
119	Returning Officer Redlands Pre-Poll	3	75.00	1	25.00	0	4
120	Returning Officer Rockhampton Pre-Poll	1	100.00	0	0.00	0	1

2017 State General Election

Two Candidate Preferred Results After Preferences By Booth

16. Caloundra							34,268
		MCARDLE, Mark LNP		HUNT, Jason ALP		Total Exhausted	Total Formal
No.	Polling Booth	Votes	%	Votes	%	Votes	Votes
121	Returning Officer Sandgate Pre-Poll	3	75.00	1	25.00	0	4
122	Returning Officer Scenic Rim Pre-Poll	0	0.00	0	0.00	0	0
123	Returning Officer South Brisbane Pre-Poll	2	100.00	0	0.00	0	2
124	Returning Officer Southern Downs Pre-	5	100.00	0	0.00	0	5
125	Returning Officer Southport Pre-Poll	0	0.00	0	0.00	0	0
126	Returning Officer Springwood Pre-Poll	1	50.00	1	50.00	0	2
127	Returning Officer Stafford Pre-Poll	1	100.00	0	0.00	0	1
128	Returning Officer Stretton Pre-Poll	0	0.00	0	0.00	0	0
129	Returning Officer Surfers Paradise Pre-	1	50.00	1	50.00	0	2
130	Returning Officer Theodore Pre-Poll	0	0.00	0	0.00	0	0
131	Returning Officer Thuringowa Pre-Poll	0	0.00	0	0.00	0	0
132	Returning Officer Toohey Pre-Poll	0	0.00	1	100.00	0	1
133	Returning Officer Toowoomba North Pre-	2	33.33	4	66.67	0	6
134	Returning Officer Toowoomba South Pre-	0	0.00	2	100.00	0	2
135	Returning Officer Townsville Pre-Poll	0	0.00	0	0.00	0	0
136	Returning Officer Traeger Pre-Poll	1	100.00	0	0.00	0	1
137	Returning Officer Warrego Pre-Poll	2	66.67	1	33.33	0	3
138	Returning Officer Waterford Pre-Poll	0	0.00	0	0.00	0	0
139	Returning Officer Whitsunday Pre-Poll	0	0.00	0	0.00	0	0
140	Returning Officer Woodridge Pre-Poll	2	100.00	0	0.00	0	2
	Polling Booth Totals	**13,394**	**53.06**	**11,851**	**46.94**	**0**	**25,245**
301	Postal, Special Postal, Unenrolled Votes	1,534	62.11	936	37.89	0	2,470
302	Pre-Poll (In Person) Absent Votes	78	56.52	60	43.48	0	138
303	Polling Day Absent Votes	453	42.90	603	57.10	0	1,056
305	Declared Institution Votes	32	43.84	41	56.16	0	73
306	Polling Day Declaration Votes	45	41.67	63	58.33	0	108
308	Uncertain Identity	0	0.00	0	0.00	0	0
	Declaration Vote Totals	**2,142**	**55.71**	**1,703**	**44.29**	**0**	**3,845**
	Total Final Preference Votes	**15,536**	**53.41**	**13,554**	**46.59**	**0**	**29,090**

2017 State General Election

Two Candidate Preferred Results After Preferences By Booth

17. Capalaba						35,913
		BROWN, Don ALP		LEAFE, Cameron LNP		Total Exhausted	Total Formal
No.	Polling Booth	Votes	%	Votes	%	Votes	Votes
1	Alexandra Hills	1,082	64.64	592	35.36	0	1,674
2	Birkdale	1,095	63.37	633	36.63	0	1,728
3	Birkdale South	1,337	59.79	899	40.21	0	2,236
4	Capalaba	860	57.64	632	42.36	0	1,492
5	Capalaba Senior	973	60.77	628	39.23	0	1,601
6	Coolnwynpin	876	56.23	682	43.77	0	1,558
7	Hilliard	716	51.92	663	48.08	0	1,379
8	Ormiston	130	61.61	81	38.39	0	211
9	Thorneside	843	56.20	657	43.80	0	1,500
10	Vienna Woods	1,006	61.27	636	38.73	0	1,642
11	Wellington Point	111	45.12	135	54.88	0	246
12	Wellington Point High	90	59.21	62	40.79	0	152
13	Windemere Road	1,355	61.90	834	38.10	0	2,189
14	Brisbane CBD All-Districts Centre	12	80.00	3	20.00	0	15
15	Bundaberg All-Districts Centre	0	0.00	0	0.00	0	0
16	Burleigh All-Districts Centre	0	0.00	1	100.00	0	1
17	Cairns All-Districts Centre	2	100.00	0	0.00	0	2
18	East Brisbane All-Districts Centre	0	0.00	0	0.00	0	0
19	Hervey Bay All-Districts Centre	1	100.00	0	0.00	0	1
20	Mackay All-Districts Centre	1	100.00	0	0.00	0	1
21	Maroochydore All-Districts Centre	0	0.00	0	0.00	0	0
22	Morayfield All-Districts Centre	0	0.00	2	100.00	0	2
23	Noosa All-Districts Centre	1	33.33	2	66.67	0	3
24	Oodgeroo All-Districts Centre	24	48.98	25	51.02	0	49
25	Redcliffe All-Districts Centre	0	0.00	0	0.00	0	0
26	Southport All-Districts Centre	1	100.00	0	0.00	0	1
27	Telephone Voting	0	0.00	1	100.00	0	1
28	Townsville All-Districts Centre	0	0.00	0	0.00	0	0
29	Vulture Street All-Districts Centre	0	0.00	0	0.00	0	0
30	Woolloongabba All-Districts Centre	0	0.00	0	0.00	0	0
31	Brisbane CBD All-Districts Centre Pre-Poll	164	62.84	97	37.16	0	261
32	Bundaberg All-Districts Centre Pre-Poll	2	100.00	0	0.00	0	2
33	Burleigh All-Districts Centre Pre-Poll	5	100.00	0	0.00	0	5
34	Cairns All-Districts Centre Pre-Poll	2	100.00	0	0.00	0	2
35	Electoral Visit	56	45.16	68	54.84	0	124
36	Hervey Bay All-Districts Centre Pre-poll	1	20.00	4	80.00	0	5
37	Mackay All-Districts Centre Pre-Poll	5	83.33	1	16.67	0	6
38	Maroochydore All-Districts Centre Pre-	5	45.45	6	54.55	0	11
39	Morayfield All-Districts Centre Pre-poll	4	80.00	1	20.00	0	5
40	Noosa All-Districts Centre Pre-Poll	3	50.00	3	50.00	0	6

2017 State General Election

Two Candidate Preferred Results After Preferences By Booth

17. Capalaba						35,913
		BROWN, Don ALP		LEAFE, Cameron LNP		Total Exhausted	Total Formal
No.	Polling Booth	Votes	%	Votes	%	Votes	Votes
41	Oodgeroo All-Districts Centre Pre-Poll	711	51.34	674	48.66	0	1,385
42	Redcliffe All-Districts Centre Pre-Poll	4	50.00	4	50.00	0	8
43	Southport All-Districts Centre Pre-Poll	1	20.00	4	80.00	0	5
44	Telephone Voting - Pre-poll	3	60.00	2	40.00	0	5
45	Townsville All-Districts Centre Pre-Poll	5	100.00	0	0.00	0	5
46	eAssist - Coorparoo Pre-Poll	3	50.00	3	50.00	0	6
47	Returning Officer Capalaba Pre-Poll	3,585	54.79	2,958	45.21	0	6,543
48	Returning Officer Algester Pre-Poll	0	0.00	0	0.00	0	0
49	Returning Officer Aspley Pre-Poll	0	0.00	0	0.00	0	0
50	Returning Officer Bancroft Pre-Poll	0	0.00	0	0.00	0	0
51	Returning Officer Barron River Pre-Poll	0	0.00	0	0.00	0	0
52	Returning Officer Bonney Pre-Poll	1	100.00	0	0.00	0	1
53	Returning Officer Broadwater Pre-Poll	0	0.00	1	100.00	0	1
54	Returning Officer Buderim Pre-Poll	0	0.00	0	0.00	0	0
55	Returning Officer Bulimba Pre-Poll	5	71.43	2	28.57	0	7
56	Returning Officer Bundaberg Pre-Poll	0	0.00	0	0.00	0	0
57	Returning Officer Bundamba Pre-Poll	0	0.00	0	0.00	0	0
58	Returning Officer Burdekin Pre-Poll	0	0.00	0	0.00	0	0
59	Returning Officer Burleigh Pre-Poll	0	0.00	0	0.00	0	0
60	Returning Officer Burnett Pre-Poll	0	0.00	0	0.00	0	0
61	Returning Officer Cairns Pre-Poll	0	0.00	0	0.00	0	0
62	Returning Officer Callide Pre-Poll	0	0.00	0	0.00	0	0
63	Returning Officer Caloundra Pre-Poll	1	33.33	2	66.67	0	3
64	Returning Officer Chatsworth Pre-Poll	7	46.67	8	53.33	0	15
65	Returning Officer Clayfield Pre-Poll	2	100.00	0	0.00	0	2
66	Returning Officer Condamine Pre-Poll	0	0.00	0	0.00	0	0
67	Returning Officer Cook Pre-Poll	0	0.00	0	0.00	0	0
68	Returning Officer Coomera Pre-Poll	0	0.00	0	0.00	0	0
69	Returning Officer Cooper Pre-Poll	5	71.43	2	28.57	0	7
70	Returning Officer Currumbin Pre-Poll	3	50.00	3	50.00	0	6
71	Returning Officer Everton Pre-Poll	1	100.00	0	0.00	0	1
72	Returning Officer Ferny Grove Pre-Poll	1	100.00	0	0.00	0	1
73	Returning Officer Gaven Pre-Poll	1	33.33	2	66.67	0	3
74	Returning Officer Gladstone Pre-Poll	0	0.00	0	0.00	0	0
75	Returning Officer Glass House Pre-Poll	0	0.00	0	0.00	0	0
76	Returning Officer Greenslopes Pre-Poll	7	43.75	9	56.25	0	16
77	Returning Officer Gregory Pre-Poll	0	0.00	0	0.00	0	0
78	Returning Officer Gympie Pre-Poll	0	0.00	0	0.00	0	0
79	Returning Officer Hervey Bay Pre-Poll	0	0.00	0	0.00	0	0
80	Returning Officer Hill Pre-Poll	0	0.00	0	0.00	0	0

2017 State General Election

Two Candidate Preferred Results After Preferences By Booth

17. Capalaba						35,913
		BROWN, Don ALP		LEAFE, Cameron LNP		Total Exhausted	Total Formal
No.	Polling Booth	Votes	%	Votes	%	Votes	Votes
81	Returning Officer Hinchinbrook Pre-Poll	0	0.00	0	0.00	0	0
82	Returning Officer Inala Pre-Poll	2	100.00	0	0.00	0	2
83	Returning Officer Ipswich Pre-Poll	2	40.00	3	60.00	0	5
84	Returning Officer Ipswich West Pre-Poll	0	0.00	0	0.00	0	0
85	Returning Officer Jordan Pre-Poll	2	66.67	1	33.33	0	3
86	Returning Officer Kawana Pre-Poll	1	100.00	0	0.00	0	1
87	Returning Officer Keppel Pre-Poll	0	0.00	1	100.00	0	1
88	Returning Officer Kurwongbah Pre-Poll	4	100.00	0	0.00	0	4
89	Returning Officer Lockyer Pre-Poll	0	0.00	1	100.00	0	1
90	Returning Officer Logan Pre-Poll	1	50.00	1	50.00	0	2
91	Returning Officer Lytton Pre-Poll	85	68.55	39	31.45	0	124
92	Returning Officer Macalister Pre-Poll	0	0.00	0	0.00	0	0
93	Returning Officer Mackay Pre-Poll	0	0.00	0	0.00	0	0
94	Returning Officer Maiwar Pre-Poll	1	100.00	0	0.00	0	1
95	Returning Officer Mansfield Pre-Poll	6	75.00	2	25.00	0	8
96	Returning Officer Maroochydore Pre-Poll	5	45.45	6	54.55	0	11
97	Returning Officer Maryborough Pre-Poll	1	50.00	1	50.00	0	2
98	Returning Officer Mcconnel Pre-Poll	10	90.91	1	9.09	0	11
99	Returning Officer Mermaid Beach Pre-Poll	0	0.00	0	0.00	0	0
100	Returning Officer Miller Pre-Poll	3	42.86	4	57.14	0	7
101	Returning Officer Mirani Pre-Poll	0	0.00	0	0.00	0	0
102	Returning Officer Moggill Pre-Poll	1	100.00	0	0.00	0	1
103	Returning Officer Morayfield Pre-Poll	0	0.00	0	0.00	0	0
104	Returning Officer Mount Ommaney Pre-	0	0.00	0	0.00	0	0
105	Returning Officer Mudgeeraba Pre-Poll	0	0.00	0	0.00	0	0
106	Returning Officer Mulgrave Pre-Poll	0	0.00	0	0.00	0	0
107	Returning Officer Mundingburra Pre-Poll	0	0.00	0	0.00	0	0
108	Returning Officer Murrumba Pre-Poll	0	0.00	1	100.00	0	1
109	Returning Officer Nanango Pre-Poll	0	0.00	0	0.00	0	0
110	Returning Officer Nicklin Pre-Poll	2	100.00	0	0.00	0	2
111	Returning Officer Ninderry Pre-Poll	0	0.00	0	0.00	0	0
112	Returning Officer Noosa Pre-Poll	0	0.00	0	0.00	0	0
113	Returning Officer Nudgee Pre-Poll	2	66.67	1	33.33	0	3
114	Returning Officer Oodgeroo Pre-Poll	0	0.00	0	0.00	0	0
115	Returning Officer Pine Rivers Pre-Poll	1	100.00	0	0.00	0	1
116	Returning Officer Pumicestone Pre-Poll	3	75.00	1	25.00	0	4
117	Returning Officer Redcliffe Pre-Poll	0	0.00	0	0.00	0	0
118	Returning Officer Redlands Pre-Poll	66	50.38	65	49.62	0	131
119	Returning Officer Rockhampton Pre-Poll	1	100.00	0	0.00	0	1
120	Returning Officer Sandgate Pre-Poll	0	0.00	2	100.00	0	2

2017 State General Election

Two Candidate Preferred Results After Preferences By Booth

17. Capalaba						35,913
		BROWN, Don ALP		LEAFE, Cameron LNP		Total Exhausted	Total Formal
No.	Polling Booth	Votes	%	Votes	%	Votes	Votes
121	Returning Officer Scenic Rim Pre-Poll	0	0.00	0	0.00	0	0
122	Returning Officer South Brisbane Pre-Poll	15	68.18	7	31.82	0	22
123	Returning Officer Southern Downs Pre-	1	25.00	3	75.00	0	4
124	Returning Officer Southport Pre-Poll	0	0.00	0	0.00	0	0
125	Returning Officer Springwood Pre-Poll	5	38.46	8	61.54	0	13
126	Returning Officer Stafford Pre-Poll	1	50.00	1	50.00	0	2
127	Returning Officer Stretton Pre-Poll	0	0.00	0	0.00	0	0
128	Returning Officer Surfers Paradise Pre-	2	66.67	1	33.33	0	3
129	Returning Officer Theodore Pre-Poll	1	100.00	0	0.00	0	1
130	Returning Officer Thuringowa Pre-Poll	0	0.00	0	0.00	0	0
131	Returning Officer Toohey Pre-Poll	2	66.67	1	33.33	0	3
132	Returning Officer Toowoomba North Pre-	0	0.00	1	100.00	0	1
133	Returning Officer Toowoomba South Pre-	3	75.00	1	25.00	0	4
134	Returning Officer Townsville Pre-Poll	0	0.00	0	0.00	0	0
135	Returning Officer Traeger Pre-Poll	0	0.00	0	0.00	0	0
136	Returning Officer Warrego Pre-Poll	0	0.00	1	100.00	0	1
137	Returning Officer Waterford Pre-Poll	0	0.00	0	0.00	0	0
138	Returning Officer Whitsunday Pre-Poll	0	0.00	1	100.00	0	1
139	Returning Officer Woodridge Pre-Poll	3	75.00	1	25.00	0	4
	Polling Booth Totals	**15,341**	**57.85**	**11,178**	**42.15**	**0**	**26,519**
301	Postal, Special Postal, Unenrolled Votes	1,799	57.29	1,341	42.71	0	3,140
302	Pre-Poll (In Person) Absent Votes	52	55.91	41	44.09	0	93
303	Polling Day Absent Votes	670	59.50	456	40.50	0	1,126
305	Declared Institution Votes	35	59.32	24	40.68	0	59
306	Polling Day Declaration Votes	51	60.71	33	39.29	0	84
308	Uncertain Identity	0	0.00	0	0.00	0	0
	Declaration Vote Totals	**2,607**	**57.91**	**1,895**	**42.09**	**0**	**4,502**
	Total Final Preference Votes	**17,948**	**57.86**	**13,073**	**42.14**	**0**	**31,021**

2017 State General Election

Two Candidate Preferred Results After Preferences By Booth

18. Chatsworth						34,815
		MINNIKIN, Steve LNP		KEENE, Paul ALP		Total Exhausted	Total Formal
No.	Polling Booth	Votes	%	Votes	%	Votes	Votes
1	Belmont	2,253	58.38	1,606	41.62	0	3,859
2	Camp Hill	433	43.39	565	56.61	0	998
3	Carina	885	44.99	1,082	55.01	0	1,967
4	Carina Central	271	38.28	437	61.72	0	708
5	Carina Heights	1,216	47.20	1,360	52.80	0	2,576
6	Gumdale	2,325	59.97	1,552	40.03	0	3,877
7	Mayfield	513	45.64	611	54.36	0	1,124
8	Tingalpa	202	36.40	353	63.60	0	555
9	Tingalpa South	864	44.28	1,087	55.72	0	1,951
10	Wondall Heights	71	43.29	93	56.71	0	164
11	Brisbane CBD All-Districts Centre	19	41.30	27	58.70	0	46
12	Bundaberg All-Districts Centre	2	100.00	0	0.00	0	2
13	Burleigh All-Districts Centre	2	66.67	1	33.33	0	3
14	Cairns All-Districts Centre	0	0.00	0	0.00	0	0
15	East Brisbane All-Districts Centre	19	61.29	12	38.71	0	31
16	Hervey Bay All-Districts Centre	0	0.00	0	0.00	0	0
17	Mackay All-Districts Centre	0	0.00	1	100.00	0	1
18	Maroochydore All-Districts Centre	2	40.00	3	60.00	0	5
19	Morayfield All-Districts Centre	0	0.00	1	100.00	0	1
20	Noosa All-Districts Centre	0	0.00	0	0.00	0	0
21	Oodgeroo All-Districts Centre	4	50.00	4	50.00	0	8
22	Redcliffe All-Districts Centre	1	100.00	0	0.00	0	1
23	Southport All-Districts Centre	0	0.00	0	0.00	0	0
24	Telephone Voting	1	50.00	1	50.00	0	2
25	Townsville All-Districts Centre	1	50.00	1	50.00	0	2
26	Vulture Street All-Districts Centre	6	50.00	6	50.00	0	12
27	Woolloongabba All-Districts Centre	6	37.50	10	62.50	0	16
28	Brisbane CBD All-Districts Centre Pre-Poll	431	45.46	517	54.54	0	948
29	Bundaberg All-Districts Centre Pre-Poll	1	50.00	1	50.00	0	2
30	Burleigh All-Districts Centre Pre-Poll	4	33.33	8	66.67	0	12
31	Cairns All-Districts Centre Pre-Poll	2	66.67	1	33.33	0	3
32	Electoral Visit	1	25.00	3	75.00	0	4
33	Hervey Bay All-Districts Centre Pre-poll	4	80.00	1	20.00	0	5
34	Mackay All-Districts Centre Pre-Poll	4	66.67	2	33.33	0	6
35	Maroochydore All-Districts Centre Pre-	4	50.00	4	50.00	0	8
36	Morayfield All-Districts Centre Pre-poll	3	100.00	0	0.00	0	3
37	Noosa All-Districts Centre Pre-Poll	8	88.89	1	11.11	0	9
38	Oodgeroo All-Districts Centre Pre-Poll	53	57.61	39	42.39	0	92
39	Redcliffe All-Districts Centre Pre-Poll	4	66.67	2	33.33	0	6
40	Southport All-Districts Centre Pre-Poll	9	69.23	4	30.77	0	13

2017 State General Election

Two Candidate Preferred Results After Preferences By Booth

18. Chatsworth						34,815
		MINNIKIN, Steve LNP		KEENE, Paul ALP		Total Exhausted	Total Formal
No.	Polling Booth	Votes	%	Votes	%	Votes	Votes
41	Telephone Voting - Pre-poll	5	45.45	6	54.55	0	11
42	Townsville All-Districts Centre Pre-Poll	0	0.00	2	100.00	0	2
43	eAssist - Coorparoo Pre-Poll	59	51.75	55	48.25	0	114
44	Returning Officer Chatsworth Pre-Poll	1,723	60.93	1,105	39.07	0	2,828
45	Returning Officer Algester Pre-Poll	0	0.00	0	0.00	0	0
46	Returning Officer Aspley Pre-Poll	2	50.00	2	50.00	0	4
47	Returning Officer Bancroft Pre-Poll	0	0.00	0	0.00	0	0
48	Returning Officer Barron River Pre-Poll	0	0.00	0	0.00	0	0
49	Returning Officer Bonney Pre-Poll	0	0.00	0	0.00	0	0
50	Returning Officer Broadwater Pre-Poll	2	66.67	1	33.33	0	3
51	Returning Officer Buderim Pre-Poll	1	33.33	2	66.67	0	3
52	Returning Officer Bulimba Pre-Poll	66	58.41	47	41.59	0	113
53	Returning Officer Bundaberg Pre-Poll	0	0.00	0	0.00	0	0
54	Returning Officer Bundamba Pre-Poll	1	100.00	0	0.00	0	1
55	Returning Officer Burdekin Pre-Poll	0	0.00	0	0.00	0	0
56	Returning Officer Burleigh Pre-Poll	0	0.00	0	0.00	0	0
57	Returning Officer Burnett Pre-Poll	0	0.00	0	0.00	0	0
58	Returning Officer Cairns Pre-Poll	0	0.00	0	0.00	0	0
59	Returning Officer Callide Pre-Poll	0	0.00	0	0.00	0	0
60	Returning Officer Caloundra Pre-Poll	1	12.50	7	87.50	0	8
61	Returning Officer Capalaba Pre-Poll	121	67.22	59	32.78	0	180
62	Returning Officer Clayfield Pre-Poll	8	100.00	0	0.00	0	8
63	Returning Officer Condamine Pre-Poll	1	100.00	0	0.00	0	1
64	Returning Officer Cook Pre-Poll	0	0.00	0	0.00	0	0
65	Returning Officer Coomera Pre-Poll	0	0.00	0	0.00	0	0
66	Returning Officer Cooper Pre-Poll	7	70.00	3	30.00	0	10
67	Returning Officer Currumbin Pre-Poll	1	20.00	4	80.00	0	5
68	Returning Officer Everton Pre-Poll	1	100.00	0	0.00	0	1
69	Returning Officer Ferny Grove Pre-Poll	1	100.00	0	0.00	0	1
70	Returning Officer Gaven Pre-Poll	2	66.67	1	33.33	0	3
71	Returning Officer Gladstone Pre-Poll	0	0.00	0	0.00	0	0
72	Returning Officer Glass House Pre-Poll	0	0.00	0	0.00	0	0
73	Returning Officer Greenslopes Pre-Poll	111	56.92	84	43.08	0	195
74	Returning Officer Gregory Pre-Poll	0	0.00	0	0.00	0	0
75	Returning Officer Gympie Pre-Poll	0	0.00	1	100.00	0	1
76	Returning Officer Hervey Bay Pre-Poll	0	0.00	0	0.00	0	0
77	Returning Officer Hill Pre-Poll	0	0.00	0	0.00	0	0
78	Returning Officer Hinchinbrook Pre-Poll	0	0.00	0	0.00	0	0
79	Returning Officer Inala Pre-Poll	2	50.00	2	50.00	0	4
80	Returning Officer Ipswich Pre-Poll	3	42.86	4	57.14	0	7

2017 State General Election

Two Candidate Preferred Results After Preferences By Booth

18. Chatsworth							34,815
		MINNIKIN, Steve LNP		KEENE, Paul ALP		Total Exhausted	Total Formal
No.	Polling Booth	Votes	%	Votes	%	Votes	Votes
81	Returning Officer Ipswich West Pre-Poll	0	0.00	0	0.00	0	0
82	Returning Officer Jordan Pre-Poll	4	80.00	1	20.00	0	5
83	Returning Officer Kawana Pre-Poll	0	0.00	0	0.00	0	0
84	Returning Officer Keppel Pre-Poll	0	0.00	0	0.00	0	0
85	Returning Officer Kurwongbah Pre-Poll	0	0.00	1	100.00	0	1
86	Returning Officer Lockyer Pre-Poll	0	0.00	0	0.00	0	0
87	Returning Officer Logan Pre-Poll	2	66.67	1	33.33	0	3
88	Returning Officer Lytton Pre-Poll	196	51.04	188	48.96	0	384
89	Returning Officer Macalister Pre-Poll	0	0.00	0	0.00	0	0
90	Returning Officer Mackay Pre-Poll	0	0.00	0	0.00	0	0
91	Returning Officer Maiwar Pre-Poll	4	80.00	1	20.00	0	5
92	Returning Officer Mansfield Pre-Poll	53	50.00	53	50.00	0	106
93	Returning Officer Maroochydore Pre-Poll	0	0.00	0	0.00	0	0
94	Returning Officer Maryborough Pre-Poll	0	0.00	0	0.00	0	0
95	Returning Officer Mcconnel Pre-Poll	13	61.90	8	38.10	0	21
96	Returning Officer Mermaid Beach Pre-Poll	2	66.67	1	33.33	0	3
97	Returning Officer Miller Pre-Poll	5	41.67	7	58.33	0	12
98	Returning Officer Mirani Pre-Poll	0	0.00	0	0.00	0	0
99	Returning Officer Moggill Pre-Poll	1	100.00	0	0.00	0	1
100	Returning Officer Morayfield Pre-Poll	0	0.00	0	0.00	0	0
101	Returning Officer Mount Ommaney Pre-	2	50.00	2	50.00	0	4
102	Returning Officer Mudgeeraba Pre-Poll	0	0.00	0	0.00	0	0
103	Returning Officer Mulgrave Pre-Poll	0	0.00	0	0.00	0	0
104	Returning Officer Mundingburra Pre-Poll	0	0.00	0	0.00	0	0
105	Returning Officer Murrumba Pre-Poll	0	0.00	1	100.00	0	1
106	Returning Officer Nanango Pre-Poll	0	0.00	0	0.00	0	0
107	Returning Officer Nicklin Pre-Poll	0	0.00	0	0.00	0	0
108	Returning Officer Ninderry Pre-Poll	0	0.00	0	0.00	0	0
109	Returning Officer Noosa Pre-Poll	0	0.00	0	0.00	0	0
110	Returning Officer Nudgee Pre-Poll	1	50.00	1	50.00	0	2
111	Returning Officer Oodgeroo Pre-Poll	0	0.00	0	0.00	0	0
112	Returning Officer Pine Rivers Pre-Poll	0	0.00	1	100.00	0	1
113	Returning Officer Pumicestone Pre-Poll	2	66.67	1	33.33	0	3
114	Returning Officer Redcliffe Pre-Poll	0	0.00	0	0.00	0	0
115	Returning Officer Redlands Pre-Poll	3	37.50	5	62.50	0	8
116	Returning Officer Rockhampton Pre-Poll	3	50.00	3	50.00	0	6
117	Returning Officer Sandgate Pre-Poll	0	0.00	2	100.00	0	2
118	Returning Officer Scenic Rim Pre-Poll	1	100.00	0	0.00	0	1
119	Returning Officer South Brisbane Pre-Poll	7	46.67	8	53.33	0	15
120	Returning Officer Southern Downs Pre-	1	100.00	0	0.00	0	1

2017 State General Election

Two Candidate Preferred Results After Preferences By Booth

18. Chatsworth						34,815
		MINNIKIN, Steve LNP		KEENE, Paul ALP		Total Exhausted	Total Formal
No.	Polling Booth	Votes	%	Votes	%	Votes	Votes
121	Returning Officer Southport Pre-Poll	0	0.00	0	0.00	0	0
122	Returning Officer Springwood Pre-Poll	9	64.29	5	35.71	0	14
123	Returning Officer Stafford Pre-Poll	1	20.00	4	80.00	0	5
124	Returning Officer Stretton Pre-Poll	9	60.00	6	40.00	0	15
125	Returning Officer Surfers Paradise Pre-	0	0.00	0	0.00	0	0
126	Returning Officer Theodore Pre-Poll	0	0.00	0	0.00	0	0
127	Returning Officer Thuringowa Pre-Poll	0	0.00	0	0.00	0	0
128	Returning Officer Toohey Pre-Poll	5	62.50	3	37.50	0	8
129	Returning Officer Toowoomba North Pre-	0	0.00	1	100.00	0	1
130	Returning Officer Toowoomba South Pre-	0	0.00	0	0.00	0	0
131	Returning Officer Townsville Pre-Poll	0	0.00	0	0.00	0	0
132	Returning Officer Traeger Pre-Poll	0	0.00	1	100.00	0	1
133	Returning Officer Warrego Pre-Poll	0	0.00	0	0.00	0	0
134	Returning Officer Waterford Pre-Poll	0	0.00	0	0.00	0	0
135	Returning Officer Whitsunday Pre-Poll	1	100.00	0	0.00	0	1
136	Returning Officer Woodridge Pre-Poll	4	57.14	3	42.86	0	7
	Polling Booth Totals	**12,071**	**52.12**	**11,089**	**47.88**	**0**	**23,160**
301	Postal, Special Postal, Unenrolled Votes	2,917	58.81	2,043	41.19	0	4,960
302	Pre-Poll (In Person) Absent Votes	39	39.80	59	60.20	0	98
303	Polling Day Absent Votes	812	47.46	899	52.54	0	1,711
305	Declared Institution Votes	30	45.45	36	54.55	0	66
306	Polling Day Declaration Votes	49	51.58	46	48.42	0	95
308	Uncertain Identity	0	0.00	0	0.00	0	0
	Declaration Vote Totals	**3,847**	**55.51**	**3,083**	**44.49**	**0**	**6,930**
	Total Final Preference Votes	**15,918**	**52.90**	**14,172**	**47.10**	**0**	**30,090**

2017 State General Election

Two Candidate Preferred Results After Preferences By Booth

19. Clayfield						38,454
		NICHOLLS, Tim LNP		ANTHONY, Philip ALP		Total Exhausted	Total Formal
No.	Polling Booth	Votes	%	Votes	%	Votes	Votes
1	Albion	500	53.94	427	46.06	0	927
2	Ascot	1,482	72.33	567	27.67	0	2,049
3	Clayfield East	869	54.90	714	45.10	0	1,583
4	Clayfield West	1,217	52.84	1,086	47.16	0	2,303
5	Doomben	264	44.90	324	55.10	0	588
6	Gordon Park	581	39.52	889	60.48	0	1,470
7	Grange	98	43.95	125	56.05	0	223
8	Hamilton	1,358	57.01	1,024	42.99	0	2,382
9	Hendra	922	66.62	462	33.38	0	1,384
10	Hendra East	461	58.88	322	41.12	0	783
11	Kalinga	516	51.96	477	48.04	0	993
12	Kedron High	318	41.62	446	58.38	0	764
13	Kedron West	46	54.76	38	45.24	0	84
14	Lutwyche	591	36.17	1,043	63.83	0	1,634
15	Nundah East	63	44.68	78	55.32	0	141
16	Stafford	138	37.91	226	62.09	0	364
17	Wilston	104	46.64	119	53.36	0	223
18	Windsor	937	38.50	1,497	61.50	0	2,434
19	Brisbane CBD All-Districts Centre	43	30.50	98	69.50	0	141
20	Bundaberg All-Districts Centre	0	0.00	3	100.00	0	3
21	Burleigh All-Districts Centre	3	42.86	4	57.14	0	7
22	Cairns All-Districts Centre	0	0.00	1	100.00	0	1
23	East Brisbane All-Districts Centre	22	66.67	11	33.33	0	33
24	Hervey Bay All-Districts Centre	0	0.00	0	0.00	0	0
25	Mackay All-Districts Centre	1	25.00	3	75.00	0	4
26	Maroochydore All-Districts Centre	3	60.00	2	40.00	0	5
27	Morayfield All-Districts Centre	0	0.00	1	100.00	0	1
28	Noosa All-Districts Centre	5	62.50	3	37.50	0	8
29	Oodgeroo All-Districts Centre	1	33.33	2	66.67	0	3
30	Redcliffe All-Districts Centre	1	50.00	1	50.00	0	2
31	Southport All-Districts Centre	1	50.00	1	50.00	0	2
32	Telephone Voting	1	50.00	1	50.00	0	2
33	Townsville All-Districts Centre	0	0.00	0	0.00	0	0
34	Vulture Street All-Districts Centre	6	46.15	7	53.85	0	13
35	Woolloongabba All-Districts Centre	2	40.00	3	60.00	0	5
36	Brisbane CBD All-Districts Centre Pre-Poll	796	43.45	1,036	56.55	0	1,832
37	Bundaberg All-Districts Centre Pre-Poll	2	33.33	4	66.67	0	6
38	Burleigh All-Districts Centre Pre-Poll	11	52.38	10	47.62	0	21
39	Cairns All-Districts Centre Pre-Poll	9	64.29	5	35.71	0	14
40	Electoral Visit	97	72.93	36	27.07	0	133

2017 State General Election

Two Candidate Preferred Results After Preferences By Booth

19. Clayfield						38,454
		NICHOLLS, Tim LNP		ANTHONY, Philip ALP		Total Exhausted	Total Formal
No.	Polling Booth	Votes	%	Votes	%	Votes	Votes
41	Hervey Bay All-Districts Centre Pre-poll	3	37.50	5	62.50	0	8
42	Mackay All-Districts Centre Pre-Poll	3	37.50	5	62.50	0	8
43	Maroochydore All-Districts Centre Pre-	12	80.00	3	20.00	0	15
44	Morayfield All-Districts Centre Pre-poll	8	32.00	17	68.00	0	25
45	Noosa All-Districts Centre Pre-Poll	19	86.36	3	13.64	0	22
46	Oodgeroo All-Districts Centre Pre-Poll	1	25.00	3	75.00	0	4
47	Redcliffe All-Districts Centre Pre-Poll	17	44.74	21	55.26	0	38
48	Southport All-Districts Centre Pre-Poll	12	85.71	2	14.29	0	14
49	Telephone Voting - Pre-poll	3	27.27	8	72.73	0	11
50	Townsville All-Districts Centre Pre-Poll	5	45.45	6	54.55	0	11
51	eAssist - Coorparoo Pre-Poll	1	25.00	3	75.00	0	4
52	Returning Officer Clayfield Pre-Poll	1,381	62.80	818	37.20	0	2,199
53	Returning Officer Algester Pre-Poll	0	0.00	0	0.00	0	0
54	Returning Officer Aspley Pre-Poll	27	54.00	23	46.00	0	50
55	Returning Officer Bancroft Pre-Poll	0	0.00	3	100.00	0	3
56	Returning Officer Barron River Pre-Poll	1	50.00	1	50.00	0	2
57	Returning Officer Bonney Pre-Poll	3	75.00	1	25.00	0	4
58	Returning Officer Broadwater Pre-Poll	1	50.00	1	50.00	0	2
59	Returning Officer Buderim Pre-Poll	1	33.33	2	66.67	0	3
60	Returning Officer Bulimba Pre-Poll	5	55.56	4	44.44	0	9
61	Returning Officer Bundaberg Pre-Poll	0	0.00	0	0.00	0	0
62	Returning Officer Bundamba Pre-Poll	1	50.00	1	50.00	0	2
63	Returning Officer Burdekin Pre-Poll	0	0.00	1	100.00	0	1
64	Returning Officer Burleigh Pre-Poll	0	0.00	0	0.00	0	0
65	Returning Officer Burnett Pre-Poll	0	0.00	0	0.00	0	0
66	Returning Officer Cairns Pre-Poll	0	0.00	0	0.00	0	0
67	Returning Officer Callide Pre-Poll	0	0.00	0	0.00	0	0
68	Returning Officer Caloundra Pre-Poll	8	53.33	7	46.67	0	15
69	Returning Officer Capalaba Pre-Poll	0	0.00	0	0.00	0	0
70	Returning Officer Chatsworth Pre-Poll	0	0.00	2	100.00	0	2
71	Returning Officer Condamine Pre-Poll	0	0.00	0	0.00	0	0
72	Returning Officer Cook Pre-Poll	0	0.00	0	0.00	0	0
73	Returning Officer Coomera Pre-Poll	0	0.00	0	0.00	0	0
74	Returning Officer Cooper Pre-Poll	14	70.00	6	30.00	0	20
75	Returning Officer Currumbin Pre-Poll	3	100.00	0	0.00	0	3
76	Returning Officer Everton Pre-Poll	0	0.00	4	100.00	0	4
77	Returning Officer Ferny Grove Pre-Poll	8	80.00	2	20.00	0	10
78	Returning Officer Gaven Pre-Poll	0	0.00	1	100.00	0	1
79	Returning Officer Gladstone Pre-Poll	1	50.00	1	50.00	0	2
80	Returning Officer Glass House Pre-Poll	2	100.00	0	0.00	0	2

2017 State General Election

Two Candidate Preferred Results After Preferences By Booth

19. Clayfield						38,454
		NICHOLLS, Tim LNP		ANTHONY, Philip ALP		Total Exhausted	Total Formal
No.	Polling Booth	Votes	%	Votes	%	Votes	Votes
81	Returning Officer Greenslopes Pre-Poll	4	44.44	5	55.56	0	9
82	Returning Officer Gregory Pre-Poll	0	0.00	0	0.00	0	0
83	Returning Officer Gympie Pre-Poll	3	75.00	1	25.00	0	4
84	Returning Officer Hervey Bay Pre-Poll	0	0.00	0	0.00	0	0
85	Returning Officer Hill Pre-Poll	0	0.00	0	0.00	0	0
86	Returning Officer Hinchinbrook Pre-Poll	0	0.00	0	0.00	0	0
87	Returning Officer Inala Pre-Poll	3	42.86	4	57.14	0	7
88	Returning Officer Ipswich Pre-Poll	3	50.00	3	50.00	0	6
89	Returning Officer Ipswich West Pre-Poll	0	0.00	0	0.00	0	0
90	Returning Officer Jordan Pre-Poll	2	100.00	0	0.00	0	2
91	Returning Officer Kawana Pre-Poll	1	50.00	1	50.00	0	2
92	Returning Officer Keppel Pre-Poll	0	0.00	0	0.00	0	0
93	Returning Officer Kurwongbah Pre-Poll	0	0.00	2	100.00	0	2
94	Returning Officer Lockyer Pre-Poll	1	25.00	3	75.00	0	4
95	Returning Officer Logan Pre-Poll	1	50.00	1	50.00	0	2
96	Returning Officer Lytton Pre-Poll	4	57.14	3	42.86	0	7
97	Returning Officer Macalister Pre-Poll	0	0.00	0	0.00	0	0
98	Returning Officer Mackay Pre-Poll	0	0.00	0	0.00	0	0
99	Returning Officer Maiwar Pre-Poll	4	57.14	3	42.86	0	7
100	Returning Officer Mansfield Pre-Poll	4	80.00	1	20.00	0	5
101	Returning Officer Maroochydore Pre-Poll	0	0.00	0	0.00	0	0
102	Returning Officer Maryborough Pre-Poll	1	100.00	0	0.00	0	1
103	Returning Officer Mcconnel Pre-Poll	45	47.87	49	52.13	0	94
104	Returning Officer Mermaid Beach Pre-Poll	4	100.00	0	0.00	0	4
105	Returning Officer Miller Pre-Poll	5	62.50	3	37.50	0	8
106	Returning Officer Mirani Pre-Poll	0	0.00	0	0.00	0	0
107	Returning Officer Moggill Pre-Poll	1	100.00	0	0.00	0	1
108	Returning Officer Morayfield Pre-Poll	0	0.00	0	0.00	0	0
109	Returning Officer Mount Ommaney Pre-	1	50.00	1	50.00	0	2
110	Returning Officer Mudgeeraba Pre-Poll	0	0.00	0	0.00	0	0
111	Returning Officer Mulgrave Pre-Poll	0	0.00	0	0.00	0	0
112	Returning Officer Mundingburra Pre-Poll	0	0.00	0	0.00	0	0
113	Returning Officer Murrumba Pre-Poll	2	33.33	4	66.67	0	6
114	Returning Officer Nanango Pre-Poll	0	0.00	0	0.00	0	0
115	Returning Officer Nicklin Pre-Poll	0	0.00	1	100.00	0	1
116	Returning Officer Ninderry Pre-Poll	1	50.00	1	50.00	0	2
117	Returning Officer Noosa Pre-Poll	19	86.36	3	13.64	0	22
118	Returning Officer Nudgee Pre-Poll	26	55.32	21	44.68	0	47
119	Returning Officer Oodgeroo Pre-Poll	0	0.00	0	0.00	0	0
120	Returning Officer Pine Rivers Pre-Poll	4	50.00	4	50.00	0	8

2017 State General Election

Two Candidate Preferred Results After Preferences By Booth

19. Clayfield						38,454
		NICHOLLS, Tim LNP		ANTHONY, Philip ALP		Total Exhausted	Total Formal
No.	Polling Booth	Votes	%	Votes	%	Votes	Votes
121	Returning Officer Pumicestone Pre-Poll	3	75.00	1	25.00	0	4
122	Returning Officer Redcliffe Pre-Poll	0	0.00	0	0.00	0	0
123	Returning Officer Redlands Pre-Poll	1	50.00	1	50.00	0	2
124	Returning Officer Rockhampton Pre-Poll	1	100.00	0	0.00	0	1
125	Returning Officer Sandgate Pre-Poll	8	47.06	9	52.94	0	17
126	Returning Officer Scenic Rim Pre-Poll	0	0.00	0	0.00	0	0
127	Returning Officer South Brisbane Pre-Poll	9	60.00	6	40.00	0	15
128	Returning Officer Southern Downs Pre-	0	0.00	2	100.00	0	2
129	Returning Officer Southport Pre-Poll	0	0.00	0	0.00	0	0
130	Returning Officer Springwood Pre-Poll	3	42.86	4	57.14	0	7
131	Returning Officer Stafford Pre-Poll	122	57.01	92	42.99	0	214
132	Returning Officer Stretton Pre-Poll	1	33.33	2	66.67	0	3
133	Returning Officer Surfers Paradise Pre-	5	100.00	0	0.00	0	5
134	Returning Officer Theodore Pre-Poll	0	0.00	0	0.00	0	0
135	Returning Officer Thuringowa Pre-Poll	0	0.00	0	0.00	0	0
136	Returning Officer Toohey Pre-Poll	3	100.00	0	0.00	0	3
137	Returning Officer Toowoomba North Pre-	1	25.00	3	75.00	0	4
138	Returning Officer Toowoomba South Pre-	1	100.00	0	0.00	0	1
139	Returning Officer Townsville Pre-Poll	0	0.00	0	0.00	0	0
140	Returning Officer Traeger Pre-Poll	1	100.00	0	0.00	0	1
141	Returning Officer Warrego Pre-Poll	0	0.00	1	100.00	0	1
142	Returning Officer Waterford Pre-Poll	0	0.00	0	0.00	0	0
143	Returning Officer Whitsunday Pre-Poll	2	100.00	0	0.00	0	2
144	Returning Officer Woodridge Pre-Poll	0	0.00	0	0.00	0	0
	Polling Booth Totals	**13,309**	**52.00**	**12,285**	**48.00**	**0**	**25,594**
301	Postal, Special Postal, Unenrolled Votes	2,290	59.14	1,582	40.86	0	3,872
302	Pre-Poll (In Person) Absent Votes	52	46.43	60	53.57	0	112
303	Polling Day Absent Votes	1,091	46.13	1,274	53.87	0	2,365
305	Declared Institution Votes	64	55.17	52	44.83	0	116
306	Polling Day Declaration Votes	23	46.94	26	53.06	0	49
308	Uncertain Identity	0	0.00	0	0.00	0	0
	Declaration Vote Totals	**3,520**	**54.04**	**2,994**	**45.96**	**0**	**6,514**
	Total Final Preference Votes	**16,829**	**52.41**	**15,279**	**47.59**	**0**	**32,108**

2017 State General Election

Two Candidate Preferred Results After Preferences By Booth

20. Condamine						36,525
		WEIR, Pat LNP		ASHMAN, Frank ONP		Total Exhausted	Total Formal
No.	Polling Booth	Votes	%	Votes	%	Votes	Votes
1	Biddeston	214	64.26	119	35.74	0	333
2	Bowenville	80	60.61	52	39.39	0	132
3	Brookstead	64	73.56	23	26.44	0	87
4	Cambooya	519	60.00	346	40.00	0	865
5	Centenary Heights	97	56.07	76	43.93	0	173
6	Clifton	616	61.11	392	38.89	0	1,008
7	Crows Nest	434	56.58	333	43.42	0	767
8	Darling Heights	247	71.18	100	28.82	0	347
9	Drayton	886	65.92	458	34.08	0	1,344
10	Emu Creek	332	59.50	226	40.50	0	558
11	Fairview Heights	130	59.91	87	40.09	0	217
12	Felton East	95	71.97	37	28.03	0	132
13	Geham	418	70.13	178	29.87	0	596
14	Glenvale	614	66.02	316	33.98	0	930
15	Goombungee	365	52.98	324	47.02	0	689
16	Gowrie	638	56.16	498	43.84	0	1,136
17	Haden	94	68.61	43	31.39	0	137
18	Harlaxton	53	58.24	38	41.76	0	91
19	Harristown	110	55.28	89	44.72	0	199
20	Highfields	135	61.36	85	38.64	0	220
21	Jondaryan	130	53.94	111	46.06	0	241
22	Kingsthorpe	509	50.40	501	49.60	0	1,010
23	Kulpi	101	56.11	79	43.89	0	180
24	Meringandan	688	60.03	458	39.97	0	1,146
25	Middle Ridge	378	68.23	176	31.77	0	554
26	Mount Tyson	149	63.95	84	36.05	0	233
27	Nobby	192	60.19	127	39.81	0	319
28	Oakey	1,005	54.24	848	45.76	0	1,853
29	Perseverance	136	59.91	91	40.09	0	227
30	Pilton	76	62.30	46	37.70	0	122
31	Pittsworth	589	50.73	572	49.27	0	1,161
32	Quinalow	87	68.50	40	31.50	0	127
33	Southbrook	183	52.74	164	47.26	0	347
34	Tor Street	68	60.18	45	39.82	0	113
35	Wellcamp	262	64.53	144	35.47	0	406
36	Westbrook	704	59.51	479	40.49	0	1,183
37	Wilsonton	236	54.50	197	45.50	0	433
38	Wyreema	437	50.17	434	49.83	0	871
39	Brisbane CBD All-Districts Centre	4	100.00	0	0.00	0	4
40	Bundaberg All-Districts Centre	0	0.00	0	0.00	0	0

2017 State General Election

Two Candidate Preferred Results After Preferences By Booth

20. Condamine						36,525
		WEIR, Pat LNP		ASHMAN, Frank ONP		Total Exhausted	Total Formal
No.	Polling Booth	Votes	%	Votes	%	Votes	Votes
41	Burleigh All-Districts Centre	1	50.00	1	50.00	0	2
42	Cairns All-Districts Centre	0	0.00	0	0.00	0	0
43	East Brisbane All-Districts Centre	2	100.00	0	0.00	0	2
44	Hervey Bay All-Districts Centre	0	0.00	0	0.00	0	0
45	Mackay All-Districts Centre	1	50.00	1	50.00	0	2
46	Maroochydore All-Districts Centre	1	25.00	3	75.00	0	4
47	Morayfield All-Districts Centre	0	0.00	0	0.00	0	0
48	Noosa All-Districts Centre	2	66.67	1	33.33	0	3
49	Oodgeroo All-Districts Centre	1	50.00	1	50.00	0	2
50	Redcliffe All-Districts Centre	0	0.00	0	0.00	0	0
51	Southport All-Districts Centre	0	0.00	0	0.00	0	0
52	Telephone Voting	0	0.00	0	0.00	0	0
53	Townsville All-Districts Centre	0	0.00	0	0.00	0	0
54	Vulture Street All-Districts Centre	1	100.00	0	0.00	0	1
55	Woolloongabba All-Districts Centre	0	0.00	0	0.00	0	0
56	Brisbane CBD All-Districts Centre Pre-Poll	18	78.26	5	21.74	0	23
57	Bundaberg All-Districts Centre Pre-Poll	1	33.33	2	66.67	0	3
58	Burleigh All-Districts Centre Pre-Poll	2	25.00	6	75.00	0	8
59	Cairns All-Districts Centre Pre-Poll	0	0.00	0	0.00	0	0
60	Electoral Visit	61	68.54	28	31.46	0	89
61	Hervey Bay All-Districts Centre Pre-poll	1	25.00	3	75.00	0	4
62	Mackay All-Districts Centre Pre-Poll	3	60.00	2	40.00	0	5
63	Maroochydore All-Districts Centre Pre-	17	94.44	1	5.56	0	18
64	Morayfield All-Districts Centre Pre-poll	2	100.00	0	0.00	0	2
65	Noosa All-Districts Centre Pre-Poll	4	57.14	3	42.86	0	7
66	Oodgeroo All-Districts Centre Pre-Poll	3	100.00	0	0.00	0	3
67	Redcliffe All-Districts Centre Pre-Poll	1	100.00	0	0.00	0	1
68	Southport All-Districts Centre Pre-Poll	5	71.43	2	28.57	0	7
69	Telephone Voting - Pre-poll	3	60.00	2	40.00	0	5
70	Townsville All-Districts Centre Pre-Poll	6	75.00	2	25.00	0	8
71	eAssist - Coorparoo Pre-Poll	0	0.00	0	0.00	0	0
72	Crows Nest Pre-poll	297	53.51	258	46.49	0	555
73	Returning Officer Condamine Pre-Poll	823	63.26	478	36.74	0	1,301
74	Returning Officer Algester Pre-Poll	0	0.00	0	0.00	0	0
75	Returning Officer Aspley Pre-Poll	1	100.00	0	0.00	0	1
76	Returning Officer Bancroft Pre-Poll	0	0.00	0	0.00	0	0
77	Returning Officer Barron River Pre-Poll	0	0.00	0	0.00	0	0
78	Returning Officer Bonney Pre-Poll	0	0.00	2	100.00	0	2
79	Returning Officer Broadwater Pre-Poll	2	100.00	0	0.00	0	2
80	Returning Officer Buderim Pre-Poll	0	0.00	1	100.00	0	1

2017 State General Election

Two Candidate Preferred Results After Preferences By Booth

20. Condamine						36,525
		WEIR, Pat LNP		ASHMAN, Frank ONP		Total Exhausted	Total Formal
No.	Polling Booth	Votes	%	Votes	%	Votes	Votes
81	Returning Officer Bulimba Pre-Poll	0	0.00	0	0.00	0	0
82	Returning Officer Bundaberg Pre-Poll	0	0.00	0	0.00	0	0
83	Returning Officer Bundamba Pre-Poll	2	100.00	0	0.00	0	2
84	Returning Officer Burdekin Pre-Poll	0	0.00	0	0.00	0	0
85	Returning Officer Burleigh Pre-Poll	0	0.00	0	0.00	0	0
86	Returning Officer Burnett Pre-Poll	0	0.00	0	0.00	0	0
87	Returning Officer Cairns Pre-Poll	0	0.00	0	0.00	0	0
88	Returning Officer Callide Pre-Poll	0	0.00	0	0.00	0	0
89	Returning Officer Caloundra Pre-Poll	3	37.50	5	62.50	0	8
90	Returning Officer Capalaba Pre-Poll	1	50.00	1	50.00	0	2
91	Returning Officer Chatsworth Pre-Poll	0	0.00	0	0.00	0	0
92	Returning Officer Clayfield Pre-Poll	1	100.00	0	0.00	0	1
93	Returning Officer Cook Pre-Poll	0	0.00	0	0.00	0	0
94	Returning Officer Coomera Pre-Poll	1	100.00	0	0.00	0	1
95	Returning Officer Cooper Pre-Poll	0	0.00	0	0.00	0	0
96	Returning Officer Currumbin Pre-Poll	2	100.00	0	0.00	0	2
97	Returning Officer Everton Pre-Poll	0	0.00	0	0.00	0	0
98	Returning Officer Ferny Grove Pre-Poll	1	100.00	0	0.00	0	1
99	Returning Officer Gaven Pre-Poll	1	100.00	0	0.00	0	1
100	Returning Officer Gladstone Pre-Poll	4	50.00	4	50.00	0	8
101	Returning Officer Glass House Pre-Poll	1	20.00	4	80.00	0	5
102	Returning Officer Greenslopes Pre-Poll	0	0.00	0	0.00	0	0
103	Returning Officer Gregory Pre-Poll	1	100.00	0	0.00	0	1
104	Returning Officer Gympie Pre-Poll	0	0.00	1	100.00	0	1
105	Returning Officer Hervey Bay Pre-Poll	0	0.00	0	0.00	0	0
106	Returning Officer Hill Pre-Poll	0	0.00	0	0.00	0	0
107	Returning Officer Hinchinbrook Pre-Poll	0	0.00	0	0.00	0	0
108	Returning Officer Inala Pre-Poll	0	0.00	1	100.00	0	1
109	Returning Officer Ipswich Pre-Poll	1	100.00	0	0.00	0	1
110	Returning Officer Ipswich West Pre-Poll	0	0.00	0	0.00	0	0
111	Returning Officer Jordan Pre-Poll	1	50.00	1	50.00	0	2
112	Returning Officer Kawana Pre-Poll	2	100.00	0	0.00	0	2
113	Returning Officer Keppel Pre-Poll	0	0.00	1	100.00	0	1
114	Returning Officer Kurwongbah Pre-Poll	0	0.00	0	0.00	0	0
115	Returning Officer Lockyer Pre-Poll	4	36.36	7	63.64	0	11
116	Returning Officer Logan Pre-Poll	0	0.00	1	100.00	0	1
117	Returning Officer Lytton Pre-Poll	0	0.00	1	100.00	0	1
118	Returning Officer Macalister Pre-Poll	0	0.00	0	0.00	0	0
119	Returning Officer Mackay Pre-Poll	0	0.00	0	0.00	0	0
120	Returning Officer Maiwar Pre-Poll	3	100.00	0	0.00	0	3

2017 State General Election

Two Candidate Preferred Results After Preferences By Booth

20. Condamine						36,525
		WEIR, Pat LNP		ASHMAN, Frank ONP		Total Exhausted	Total Formal
No.	Polling Booth	Votes	%	Votes	%	Votes	Votes
121	Returning Officer Mansfield Pre-Poll	0	0.00	0	0.00	0	0
122	Returning Officer Maroochydore Pre-Poll	0	0.00	0	0.00	0	0
123	Returning Officer Maryborough Pre-Poll	3	100.00	0	0.00	0	3
124	Returning Officer Mcconnel Pre-Poll	1	50.00	1	50.00	0	2
125	Returning Officer Mermaid Beach Pre-Poll	0	0.00	0	0.00	0	0
126	Returning Officer Miller Pre-Poll	0	0.00	0	0.00	0	0
127	Returning Officer Mirani Pre-Poll	2	100.00	0	0.00	0	2
128	Returning Officer Moggill Pre-Poll	0	0.00	0	0.00	0	0
129	Returning Officer Morayfield Pre-Poll	0	0.00	0	0.00	0	0
130	Returning Officer Mount Ommaney Pre-	1	100.00	0	0.00	0	1
131	Returning Officer Mudgeeraba Pre-Poll	0	0.00	0	0.00	0	0
132	Returning Officer Mulgrave Pre-Poll	0	0.00	0	0.00	0	0
133	Returning Officer Mundingburra Pre-Poll	0	0.00	0	0.00	0	0
134	Returning Officer Murrumba Pre-Poll	1	100.00	0	0.00	0	1
135	Returning Officer Nanango Pre-Poll	2	66.67	1	33.33	0	3
136	Returning Officer Nicklin Pre-Poll	0	0.00	0	0.00	0	0
137	Returning Officer Ninderry Pre-Poll	0	0.00	2	100.00	0	2
138	Returning Officer Noosa Pre-Poll	0	0.00	0	0.00	0	0
139	Returning Officer Nudgee Pre-Poll	0	0.00	0	0.00	0	0
140	Returning Officer Oodgeroo Pre-Poll	0	0.00	0	0.00	0	0
141	Returning Officer Pine Rivers Pre-Poll	0	0.00	1	100.00	0	1
142	Returning Officer Pumicestone Pre-Poll	0	0.00	2	100.00	0	2
143	Returning Officer Redcliffe Pre-Poll	0	0.00	0	0.00	0	0
144	Returning Officer Redlands Pre-Poll	0	0.00	0	0.00	0	0
145	Returning Officer Rockhampton Pre-Poll	4	57.14	3	42.86	0	7
146	Returning Officer Sandgate Pre-Poll	1	50.00	1	50.00	0	2
147	Returning Officer Scenic Rim Pre-Poll	1	100.00	0	0.00	0	1
148	Returning Officer South Brisbane Pre-Poll	2	100.00	0	0.00	0	2
149	Returning Officer Southern Downs Pre-	13	37.14	22	62.86	0	35
150	Returning Officer Southport Pre-Poll	0	0.00	0	0.00	0	0
151	Returning Officer Springwood Pre-Poll	0	0.00	0	0.00	0	0
152	Returning Officer Stafford Pre-Poll	0	0.00	0	0.00	0	0
153	Returning Officer Stretton Pre-Poll	0	0.00	0	0.00	0	0
154	Returning Officer Surfers Paradise Pre-	0	0.00	1	100.00	0	1
155	Returning Officer Theodore Pre-Poll	0	0.00	0	0.00	0	0
156	Returning Officer Thuringowa Pre-Poll	0	0.00	0	0.00	0	0
157	Returning Officer Toohey Pre-Poll	0	0.00	1	100.00	0	1
158	Returning Officer Toowoomba North Pre-	698	63.51	401	36.49	0	1,099
159	Returning Officer Toowoomba South Pre-	780	61.42	490	38.58	0	1,270
160	Returning Officer Townsville Pre-Poll	0	0.00	0	0.00	0	0

2017 State General Election

Two Candidate Preferred Results After Preferences By Booth

20. Condamine						36,525
		WEIR, Pat LNP		ASHMAN, Frank ONP		Total Exhausted	Total Formal
No.	Polling Booth	Votes	%	Votes	%	Votes	Votes
161	Returning Officer Traeger Pre-Poll	1	100.00	0	0.00	0	1
162	Returning Officer Warrego Pre-Poll	23	56.10	18	43.90	0	41
163	Returning Officer Waterford Pre-Poll	0	0.00	0	0.00	0	0
164	Returning Officer Whitsunday Pre-Poll	0	0.00	0	0.00	0	0
165	Returning Officer Woodridge Pre-Poll	1	100.00	0	0.00	0	1
	Polling Booth Totals	**14,897**	**59.38**	**10,189**	**40.62**	**0**	**25,086**
301	Postal, Special Postal, Unenrolled Votes	3,341	62.72	1,986	37.28	0	5,327
302	Pre-Poll (In Person) Absent Votes	64	58.18	46	41.82	0	110
303	Polling Day Absent Votes	993	59.11	687	40.89	0	1,680
305	Declared Institution Votes	35	60.34	23	39.66	0	58
306	Polling Day Declaration Votes	91	56.88	69	43.13	0	160
308	Uncertain Identity	0	0.00	0	0.00	0	0
	Declaration Vote Totals	**4,524**	**61.68**	**2,811**	**38.32**	**0**	**7,335**
	Total Final Preference Votes	**19,421**	**59.90**	**13,000**	**40.10**	**0**	**32,421**

2017 State General Election

Two Candidate Preferred Results After Preferences By Booth

21. Cook						32,394
		LUI, Cynthia ALP		SACKLEY, Jen ONP		Total Exhausted	Total Formal
No.	Polling Booth	Votes	%	Votes	%	Votes	Votes
1	Alexandra Bay	95	48.47	101	51.53	0	196
2	Aurukun	424	80.76	101	19.24	0	525
3	Bamaga	471	89.20	57	10.80	0	528
4	Biboohra	64	27.00	173	73.00	0	237
5	Chillagoe	30	27.03	81	72.97	0	111
6	Coen	89	57.79	65	42.21	0	154
7	Cooktown	247	44.83	304	55.17	0	551
8	Daintree	40	45.45	48	54.55	0	88
9	Dimbulah	41	35.34	75	64.66	0	116
10	Hope Vale	248	85.52	42	14.48	0	290
11	Horn Island	135	84.91	24	15.09	0	159
12	Julatten	133	43.46	173	56.54	0	306
13	Kowanyama	340	85.43	58	14.57	0	398
14	Laura	28	54.90	23	45.10	0	51
15	Lockhart River	136	72.73	51	27.27	0	187
16	Mareeba	508	42.80	679	57.20	0	1,187
17	Mareeba Hospital	223	45.33	269	54.67	0	492
18	Mareeba West	303	53.44	264	46.56	0	567
19	Miallo	95	48.47	101	51.53	0	196
20	Mobile Team 1	695	92.18	59	7.82	0	754
21	Mobile Team 2	972	96.43	36	3.57	0	1,008
22	Mobile Team 3	77	84.62	14	15.38	0	91
23	Mossman	575	58.02	416	41.98	0	991
24	Mount Molloy	75	46.88	85	53.13	0	160
25	Napranum	260	78.08	73	21.92	0	333
26	Pormpuraaw	216	70.13	92	29.87	0	308
27	Port Douglas	911	56.65	697	43.35	0	1,608
28	Tamwoy Town	241	94.88	13	5.12	0	254
29	Thursday Island	652	88.83	82	11.17	0	734
30	Weipa North	441	54.38	370	45.62	0	811
31	Wonga	145	49.15	150	50.85	0	295
32	Wujal Wujal	168	74.34	58	25.66	0	226
33	Brisbane CBD All-Districts Centre	4	57.14	3	42.86	0	7
34	Bundaberg All-Districts Centre	0	0.00	0	0.00	0	0
35	Burleigh All-Districts Centre	0	0.00	0	0.00	0	0
36	Cairns All-Districts Centre	49	71.01	20	28.99	0	69
37	East Brisbane All-Districts Centre	0	0.00	0	0.00	0	0
38	Hervey Bay All-Districts Centre	0	0.00	0	0.00	0	0
39	Mackay All-Districts Centre	1	50.00	1	50.00	0	2
40	Maroochydore All-Districts Centre	0	0.00	1	100.00	0	1

2017 State General Election

Two Candidate Preferred Results After Preferences By Booth

21. Cook						32,394
	LUI, Cynthia ALP		SACKLEY, Jen ONP		Total Exhausted	Total Formal
No. Polling Booth	Votes	%	Votes	%	Votes	Votes
41 Morayfield All-Districts Centre	0	0.00	0	0.00	0	0
42 Noosa All-Districts Centre	0	0.00	0	0.00	0	0
43 Oodgeroo All-Districts Centre	0	0.00	1	100.00	0	1
44 Redcliffe All-Districts Centre	0	0.00	0	0.00	0	0
45 Southport All-Districts Centre	0	0.00	0	0.00	0	0
46 Telephone Voting	3	75.00	1	25.00	0	4
47 Townsville All-Districts Centre	2	66.67	1	33.33	0	3
48 Vulture Street All-Districts Centre	0	0.00	0	0.00	0	0
49 Woolloongabba All-Districts Centre	0	0.00	0	0.00	0	0
50 Brisbane CBD All-Districts Centre Pre-Poll	11	52.38	10	47.62	0	21
51 Bundaberg All-Districts Centre Pre-Poll	3	33.33	6	66.67	0	9
52 Burleigh All-Districts Centre Pre-Poll	5	38.46	8	61.54	0	13
53 Cairns All-Districts Centre Pre-Poll	242	67.04	119	32.96	0	361
54 Electoral Visit	70	71.43	28	28.57	0	98
55 Hervey Bay All-Districts Centre Pre-poll	0	0.00	1	100.00	0	1
56 Mackay All-Districts Centre Pre-Poll	2	28.57	5	71.43	0	7
57 Maroochydore All-Districts Centre Pre-	2	33.33	4	66.67	0	6
58 Morayfield All-Districts Centre Pre-poll	2	66.67	1	33.33	0	3
59 Noosa All-Districts Centre Pre-Poll	1	14.29	6	85.71	0	7
60 Oodgeroo All-Districts Centre Pre-Poll	3	100.00	0	0.00	0	3
61 Redcliffe All-Districts Centre Pre-Poll	2	33.33	4	66.67	0	6
62 Southport All-Districts Centre Pre-Poll	1	100.00	0	0.00	0	1
63 Telephone Voting - Pre-poll	5	55.56	4	44.44	0	9
64 Townsville All-Districts Centre Pre-Poll	14	53.85	12	46.15	0	26
65 eAssist - Coorparoo Pre-Poll	0	0.00	0	0.00	0	0
66 Cooktown Pre-Poll	254	40.58	372	59.42	0	626
67 Mossman Pre-Poll	1,068	43.63	1,380	56.37	0	2,448
68 Weipa Pre-Poll	421	50.36	415	49.64	0	836
69 Returning Officer Cook Pre-Poll	1,442	35.12	2,664	64.88	0	4,106
70 Returning Officer Algester Pre-Poll	0	0.00	0	0.00	0	0
71 Returning Officer Aspley Pre-Poll	0	0.00	0	0.00	0	0
72 Returning Officer Bancroft Pre-Poll	0	0.00	0	0.00	0	0
73 Returning Officer Barron River Pre-Poll	16	51.61	15	48.39	0	31
74 Returning Officer Bonney Pre-Poll	0	0.00	0	0.00	0	0
75 Returning Officer Broadwater Pre-Poll	0	0.00	1	100.00	0	1
76 Returning Officer Buderim Pre-Poll	0	0.00	0	0.00	0	0
77 Returning Officer Bulimba Pre-Poll	0	0.00	0	0.00	0	0
78 Returning Officer Bundaberg Pre-Poll	1	14.29	6	85.71	0	7
79 Returning Officer Bundamba Pre-Poll	0	0.00	0	0.00	0	0
80 Returning Officer Burdekin Pre-Poll	0	0.00	0	0.00	0	0

2017 State General Election

Two Candidate Preferred Results After Preferences By Booth

21. Cook						32,394
		LUI, Cynthia ALP		SACKLEY, Jen ONP		Total Exhausted	Total Formal
No.	Polling Booth	Votes	%	Votes	%	Votes	Votes
81	Returning Officer Burleigh Pre-Poll	0	0.00	0	0.00	0	0
82	Returning Officer Burnett Pre-Poll	0	0.00	0	0.00	0	0
83	Returning Officer Cairns Pre-Poll	0	0.00	0	0.00	0	0
84	Returning Officer Callide Pre-Poll	0	0.00	0	0.00	0	0
85	Returning Officer Caloundra Pre-Poll	3	75.00	1	25.00	0	4
86	Returning Officer Capalaba Pre-Poll	0	0.00	0	0.00	0	0
87	Returning Officer Chatsworth Pre-Poll	0	0.00	0	0.00	0	0
88	Returning Officer Clayfield Pre-Poll	0	0.00	0	0.00	0	0
89	Returning Officer Condamine Pre-Poll	1	100.00	0	0.00	0	1
90	Returning Officer Coomera Pre-Poll	0	0.00	0	0.00	0	0
91	Returning Officer Cooper Pre-Poll	0	0.00	0	0.00	0	0
92	Returning Officer Currumbin Pre-Poll	0	0.00	3	100.00	0	3
93	Returning Officer Everton Pre-Poll	0	0.00	0	0.00	0	0
94	Returning Officer Ferny Grove Pre-Poll	0	0.00	0	0.00	0	0
95	Returning Officer Gaven Pre-Poll	1	100.00	0	0.00	0	1
96	Returning Officer Gladstone Pre-Poll	0	0.00	2	100.00	0	2
97	Returning Officer Glass House Pre-Poll	0	0.00	0	0.00	0	0
98	Returning Officer Greenslopes Pre-Poll	0	0.00	0	0.00	0	0
99	Returning Officer Gregory Pre-Poll	0	0.00	0	0.00	0	0
100	Returning Officer Gympie Pre-Poll	1	50.00	1	50.00	0	2
101	Returning Officer Hervey Bay Pre-Poll	3	37.50	5	62.50	0	8
102	Returning Officer Hill Pre-Poll	3	75.00	1	25.00	0	4
103	Returning Officer Hinchinbrook Pre-Poll	2	50.00	2	50.00	0	4
104	Returning Officer Inala Pre-Poll	0	0.00	0	0.00	0	0
105	Returning Officer Ipswich Pre-Poll	2	40.00	3	60.00	0	5
106	Returning Officer Ipswich West Pre-Poll	0	0.00	0	0.00	0	0
107	Returning Officer Jordan Pre-Poll	0	0.00	0	0.00	0	0
108	Returning Officer Kawana Pre-Poll	1	25.00	3	75.00	0	4
109	Returning Officer Keppel Pre-Poll	2	25.00	6	75.00	0	8
110	Returning Officer Kurwongbah Pre-Poll	1	100.00	0	0.00	0	1
111	Returning Officer Lockyer Pre-Poll	0	0.00	0	0.00	0	0
112	Returning Officer Logan Pre-Poll	1	100.00	0	0.00	0	1
113	Returning Officer Lytton Pre-Poll	1	100.00	0	0.00	0	1
114	Returning Officer Macalister Pre-Poll	0	0.00	0	0.00	0	0
115	Returning Officer Mackay Pre-Poll	0	0.00	0	0.00	0	0
116	Returning Officer Maiwar Pre-Poll	1	50.00	1	50.00	0	2
117	Returning Officer Mansfield Pre-Poll	1	50.00	1	50.00	0	2
118	Returning Officer Maroochydore Pre-Poll	0	0.00	0	0.00	0	0
119	Returning Officer Maryborough Pre-Poll	0	0.00	1	100.00	0	1
120	Returning Officer Mcconnel Pre-Poll	0	0.00	0	0.00	0	0

2017 State General Election

Two Candidate Preferred Results After Preferences By Booth

21. Cook							32,394
		LUI, Cynthia ALP		SACKLEY, Jen ONP		Total Exhausted	Total Formal
No.	Polling Booth	Votes	%	Votes	%	Votes	Votes
121	Returning Officer Mermaid Beach Pre-Poll	1	50.00	1	50.00	0	2
122	Returning Officer Miller Pre-Poll	0	0.00	0	0.00	0	0
123	Returning Officer Mirani Pre-Poll	0	0.00	0	0.00	0	0
124	Returning Officer Moggill Pre-Poll	0	0.00	0	0.00	0	0
125	Returning Officer Morayfield Pre-Poll	0	0.00	0	0.00	0	0
126	Returning Officer Mount Ommaney Pre-	0	0.00	0	0.00	0	0
127	Returning Officer Mudgeeraba Pre-Poll	1	100.00	0	0.00	0	1
128	Returning Officer Mulgrave Pre-Poll	4	36.36	7	63.64	0	11
129	Returning Officer Mundingburra Pre-Poll	0	0.00	0	0.00	0	0
130	Returning Officer Murrumba Pre-Poll	0	0.00	1	100.00	0	1
131	Returning Officer Nanango Pre-Poll	0	0.00	0	0.00	0	0
132	Returning Officer Nicklin Pre-Poll	0	0.00	2	100.00	0	2
133	Returning Officer Ninderry Pre-Poll	0	0.00	0	0.00	0	0
134	Returning Officer Noosa Pre-Poll	0	0.00	0	0.00	0	0
135	Returning Officer Nudgee Pre-Poll	0	0.00	0	0.00	0	0
136	Returning Officer Oodgeroo Pre-Poll	0	0.00	0	0.00	0	0
137	Returning Officer Pine Rivers Pre-Poll	0	0.00	0	0.00	0	0
138	Returning Officer Pumicestone Pre-Poll	1	100.00	0	0.00	0	1
139	Returning Officer Redcliffe Pre-Poll	0	0.00	0	0.00	0	0
140	Returning Officer Redlands Pre-Poll	2	100.00	0	0.00	0	2
141	Returning Officer Rockhampton Pre-Poll	1	33.33	2	66.67	0	3
142	Returning Officer Sandgate Pre-Poll	1	33.33	2	66.67	0	3
143	Returning Officer Scenic Rim Pre-Poll	0	0.00	0	0.00	0	0
144	Returning Officer South Brisbane Pre-Poll	1	100.00	0	0.00	0	1
145	Returning Officer Southern Downs Pre-	1	50.00	1	50.00	0	2
146	Returning Officer Southport Pre-Poll	0	0.00	0	0.00	0	0
147	Returning Officer Springwood Pre-Poll	1	100.00	0	0.00	0	1
148	Returning Officer Stafford Pre-Poll	0	0.00	0	0.00	0	0
149	Returning Officer Stretton Pre-Poll	0	0.00	0	0.00	0	0
150	Returning Officer Surfers Paradise Pre-	0	0.00	0	0.00	0	0
151	Returning Officer Theodore Pre-Poll	0	0.00	0	0.00	0	0
152	Returning Officer Thuringowa Pre-Poll	0	0.00	0	0.00	0	0
153	Returning Officer Toohey Pre-Poll	0	0.00	0	0.00	0	0
154	Returning Officer Toowoomba North Pre-	0	0.00	0	0.00	0	0
155	Returning Officer Toowoomba South Pre-	1	25.00	3	75.00	0	4
156	Returning Officer Townsville Pre-Poll	0	0.00	0	0.00	0	0
157	Returning Officer Traeger Pre-Poll	0	0.00	6	100.00	0	6
158	Returning Officer Warrego Pre-Poll	0	0.00	0	0.00	0	0
159	Returning Officer Waterford Pre-Poll	0	0.00	0	0.00	0	0
160	Returning Officer Whitsunday Pre-Poll	0	0.00	0	0.00	0	0

2017 State General Election

Two Candidate Preferred Results After Preferences By Booth

21. Cook						32,394
		LUI, Cynthia ALP		SACKLEY, Jen ONP		Total Exhausted	Total Formal
No.	Polling Booth	Votes	%	Votes	%	Votes	Votes
161	Returning Officer Woodridge Pre-Poll	0	0.00	1	100.00	0	1
	Polling Booth Totals	**12,741**	**56.08**	**9,979**	**43.92**	**0**	**22,720**
301	Postal, Special Postal, Unenrolled Votes	567	44.37	711	55.63	0	1,278
302	Pre-Poll (In Person) Absent Votes	87	62.14	53	37.86	0	140
303	Polling Day Absent Votes	601	62.47	361	37.53	0	962
305	Declared Institution Votes	0	0.00	0	0.00	0	0
306	Polling Day Declaration Votes	75	75.00	25	25.00	0	100
308	Uncertain Identity	0	0.00	0	0.00	0	0
	Declaration Vote Totals	**1,330**	**53.63**	**1,150**	**46.37**	**0**	**2,480**
	Total Final Preference Votes	**14,071**	**55.84**	**11,129**	**44.16**	**0**	**25,200**

2017 State General Election

Two Candidate Preferred Results After Preferences By Booth

22. Coomera						37,009
	CRANDON, Michael LNP		JOHNSON, Christopher ALP		Total Exhausted	Total Formal
No. Polling Booth	Votes	%	Votes	%	Votes	Votes
1 Alberton	274	68.84	124	31.16	0	398
2 Beenleigh	38	40.43	56	59.57	0	94
3 Beenleigh Central	69	53.91	59	46.09	0	128
4 Cedar Creek	129	47.08	145	52.92	0	274
5 Coomera	452	53.11	399	46.89	0	851
6 Coomera East	1,605	50.06	1,601	49.94	0	3,206
7 Coomera Springs	994	46.34	1,151	53.66	0	2,145
8 Helensvale North	68	44.44	85	55.56	0	153
9 Jacobs Well	545	56.95	412	43.05	0	957
10 Mt Warren Park	36	40.91	52	59.09	0	88
11 Norfolk Village	1,457	54.08	1,237	45.92	0	2,694
12 Ormeau	1,090	53.20	959	46.80	0	2,049
13 Ormeau Woods	1,120	53.03	992	46.97	0	2,112
14 Oxenford	107	51.69	100	48.31	0	207
15 Pimpama	935	50.70	909	49.30	0	1,844
16 Upper Coomera	213	56.95	161	43.05	0	374
17 Upper Coomera North	529	45.68	629	54.32	0	1,158
18 Windaroo	7	35.00	13	65.00	0	20
19 Windaroo Valley	41	48.24	44	51.76	0	85
20 Woongoolba	384	65.64	201	34.36	0	585
21 Brisbane CBD All-Districts Centre	6	46.15	7	53.85	0	13
22 Bundaberg All-Districts Centre	0	0.00	5	100.00	0	5
23 Burleigh All-Districts Centre	5	55.56	4	44.44	0	9
24 Cairns All-Districts Centre	2	100.00	0	0.00	0	2
25 East Brisbane All-Districts Centre	0	0.00	0	0.00	0	0
26 Hervey Bay All-Districts Centre	0	0.00	0	0.00	0	0
27 Mackay All-Districts Centre	2	66.67	1	33.33	0	3
28 Maroochydore All-Districts Centre	0	0.00	0	0.00	0	0
29 Morayfield All-Districts Centre	0	0.00	1	100.00	0	1
30 Noosa All-Districts Centre	1	50.00	1	50.00	0	2
31 Oodgeroo All-Districts Centre	0	0.00	0	0.00	0	0
32 Redcliffe All-Districts Centre	0	0.00	1	100.00	0	1
33 Southport All-Districts Centre	13	56.52	10	43.48	0	23
34 Telephone Voting	1	50.00	1	50.00	0	2
35 Townsville All-Districts Centre	1	100.00	0	0.00	0	1
36 Vulture Street All-Districts Centre	0	0.00	0	0.00	0	0
37 Woolloongabba All-Districts Centre	0	0.00	0	0.00	0	0
38 Brisbane CBD All-Districts Centre Pre-Poll	52	53.06	46	46.94	0	98
39 Bundaberg All-Districts Centre Pre-Poll	0	0.00	0	0.00	0	0
40 Burleigh All-Districts Centre Pre-Poll	57	56.44	44	43.56	0	101

2017 State General Election

Two Candidate Preferred Results After Preferences By Booth

22. Coomera						37,009
	CRANDON, Michael LNP		JOHNSON, Christopher ALP		Total Exhausted	Total Formal
No. Polling Booth	Votes	%	Votes	%	Votes	Votes
41 Cairns All-Districts Centre Pre-Poll	3	42.86	4	57.14	0	7
42 Electoral Visit	4	44.44	5	55.56	0	9
43 Hervey Bay All-Districts Centre Pre-poll	7	63.64	4	36.36	0	11
44 Mackay All-Districts Centre Pre-Poll	7	87.50	1	12.50	0	8
45 Maroochydore All-Districts Centre Pre-	1	50.00	1	50.00	0	2
46 Morayfield All-Districts Centre Pre-poll	2	100.00	0	0.00	0	2
47 Noosa All-Districts Centre Pre-Poll	0	0.00	0	0.00	0	0
48 Oodgeroo All-Districts Centre Pre-Poll	5	35.71	9	64.29	0	14
49 Redcliffe All-Districts Centre Pre-Poll	4	57.14	3	42.86	0	7
50 Southport All-Districts Centre Pre-Poll	330	50.46	324	49.54	0	654
51 Telephone Voting - Pre-poll	5	55.56	4	44.44	0	9
52 Townsville All-Districts Centre Pre-Poll	4	100.00	0	0.00	0	4
53 eAssist - Coorparoo Pre-Poll	1	50.00	1	50.00	0	2
54 Returning Officer Coomera Pre-Poll	1,479	55.43	1,189	44.57	0	2,668
55 Returning Officer Algester Pre-Poll	0	0.00	0	0.00	0	0
56 Returning Officer Aspley Pre-Poll	0	0.00	1	100.00	0	1
57 Returning Officer Bancroft Pre-Poll	0	0.00	1	100.00	0	1
58 Returning Officer Barron River Pre-Poll	0	0.00	0	0.00	0	0
59 Returning Officer Bonney Pre-Poll	26	54.17	22	45.83	0	48
60 Returning Officer Broadwater Pre-Poll	71	64.55	39	35.45	0	110
61 Returning Officer Buderim Pre-Poll	0	0.00	0	0.00	0	0
62 Returning Officer Bulimba Pre-Poll	1	50.00	1	50.00	0	2
63 Returning Officer Bundaberg Pre-Poll	3	60.00	2	40.00	0	5
64 Returning Officer Bundamba Pre-Poll	0	0.00	0	0.00	0	0
65 Returning Officer Burdekin Pre-Poll	0	0.00	0	0.00	0	0
66 Returning Officer Burleigh Pre-Poll	0	0.00	0	0.00	0	0
67 Returning Officer Burnett Pre-Poll	0	0.00	0	0.00	0	0
68 Returning Officer Cairns Pre-Poll	0	0.00	0	0.00	0	0
69 Returning Officer Callide Pre-Poll	0	0.00	0	0.00	0	0
70 Returning Officer Caloundra Pre-Poll	2	50.00	2	50.00	0	4
71 Returning Officer Capalaba Pre-Poll	4	80.00	1	20.00	0	5
72 Returning Officer Chatsworth Pre-Poll	0	0.00	0	0.00	0	0
73 Returning Officer Clayfield Pre-Poll	2	100.00	0	0.00	0	2
74 Returning Officer Condamine Pre-Poll	0	0.00	0	0.00	0	0
75 Returning Officer Cook Pre-Poll	0	0.00	0	0.00	0	0
76 Returning Officer Cooper Pre-Poll	1	100.00	0	0.00	0	1
77 Returning Officer Currumbin Pre-Poll	2	100.00	0	0.00	0	2
78 Returning Officer Everton Pre-Poll	0	0.00	0	0.00	0	0
79 Returning Officer Ferny Grove Pre-Poll	1	100.00	0	0.00	0	1
80 Returning Officer Gaven Pre-Poll	36	59.02	25	40.98	0	61

2017 State General Election

Two Candidate Preferred Results After Preferences By Booth

22. Coomera						37,009
		CRANDON, Michael LNP		JOHNSON, Christopher ALP		Total Exhausted	Total Formal
No.	Polling Booth	Votes	%	Votes	%	Votes	Votes
81	Returning Officer Gladstone Pre-Poll	2	66.67	1	33.33	0	3
82	Returning Officer Glass House Pre-Poll	1	100.00	0	0.00	0	1
83	Returning Officer Greenslopes Pre-Poll	1	50.00	1	50.00	0	2
84	Returning Officer Gregory Pre-Poll	0	0.00	0	0.00	0	0
85	Returning Officer Gympie Pre-Poll	1	20.00	4	80.00	0	5
86	Returning Officer Hervey Bay Pre-Poll	0	0.00	0	0.00	0	0
87	Returning Officer Hill Pre-Poll	0	0.00	0	0.00	0	0
88	Returning Officer Hinchinbrook Pre-Poll	0	0.00	0	0.00	0	0
89	Returning Officer Inala Pre-Poll	2	50.00	2	50.00	0	4
90	Returning Officer Ipswich Pre-Poll	1	33.33	2	66.67	0	3
91	Returning Officer Ipswich West Pre-Poll	0	0.00	0	0.00	0	0
92	Returning Officer Jordan Pre-Poll	9	81.82	2	18.18	0	11
93	Returning Officer Kawana Pre-Poll	0	0.00	0	0.00	0	0
94	Returning Officer Keppel Pre-Poll	0	0.00	3	100.00	0	3
95	Returning Officer Kurwongbah Pre-Poll	0	0.00	1	100.00	0	1
96	Returning Officer Lockyer Pre-Poll	3	75.00	1	25.00	0	4
97	Returning Officer Logan Pre-Poll	12	70.59	5	29.41	0	17
98	Returning Officer Lytton Pre-Poll	2	50.00	2	50.00	0	4
99	Returning Officer Macalister Pre-Poll	0	0.00	0	0.00	0	0
100	Returning Officer Mackay Pre-Poll	6	75.00	2	25.00	0	8
101	Returning Officer Maiwar Pre-Poll	0	0.00	0	0.00	0	0
102	Returning Officer Mansfield Pre-Poll	0	0.00	0	0.00	0	0
103	Returning Officer Maroochydore Pre-Poll	0	0.00	0	0.00	0	0
104	Returning Officer Maryborough Pre-Poll	0	0.00	0	0.00	0	0
105	Returning Officer Mcconnel Pre-Poll	2	66.67	1	33.33	0	3
106	Returning Officer Mermaid Beach Pre-Poll	13	61.90	8	38.10	0	21
107	Returning Officer Miller Pre-Poll	1	50.00	1	50.00	0	2
108	Returning Officer Mirani Pre-Poll	0	0.00	0	0.00	0	0
109	Returning Officer Moggill Pre-Poll	0	0.00	0	0.00	0	0
110	Returning Officer Morayfield Pre-Poll	0	0.00	0	0.00	0	0
111	Returning Officer Mount Ommaney Pre-	0	0.00	0	0.00	0	0
112	Returning Officer Mudgeeraba Pre-Poll	10	58.82	7	41.18	0	17
113	Returning Officer Mulgrave Pre-Poll	0	0.00	0	0.00	0	0
114	Returning Officer Mundingburra Pre-Poll	0	0.00	0	0.00	0	0
115	Returning Officer Murrumba Pre-Poll	0	0.00	0	0.00	0	0
116	Returning Officer Nanango Pre-Poll	0	0.00	0	0.00	0	0
117	Returning Officer Nicklin Pre-Poll	0	0.00	1	100.00	0	1
118	Returning Officer Ninderry Pre-Poll	1	33.33	2	66.67	0	3
119	Returning Officer Noosa Pre-Poll	0	0.00	0	0.00	0	0
120	Returning Officer Nudgee Pre-Poll	1	100.00	0	0.00	0	1

2017 State General Election

Two Candidate Preferred Results After Preferences By Booth

22. Coomera						37,009
		CRANDON, Michael LNP		JOHNSON, Christopher ALP		Total Exhausted	Total Formal
No.	Polling Booth	Votes	%	Votes	%	Votes	Votes
121	Returning Officer Oodgeroo Pre-Poll	0	0.00	0	0.00	0	0
122	Returning Officer Pine Rivers Pre-Poll	1	50.00	1	50.00	0	2
123	Returning Officer Pumicestone Pre-Poll	2	40.00	3	60.00	0	5
124	Returning Officer Redcliffe Pre-Poll	0	0.00	0	0.00	0	0
125	Returning Officer Redlands Pre-Poll	3	75.00	1	25.00	0	4
126	Returning Officer Rockhampton Pre-Poll	0	0.00	0	0.00	0	0
127	Returning Officer Sandgate Pre-Poll	0	0.00	1	100.00	0	1
128	Returning Officer Scenic Rim Pre-Poll	7	70.00	3	30.00	0	10
129	Returning Officer South Brisbane Pre-Poll	11	42.31	15	57.69	0	26
130	Returning Officer Southern Downs Pre-	0	0.00	0	0.00	0	0
131	Returning Officer Southport Pre-Poll	0	0.00	0	0.00	0	0
132	Returning Officer Springwood Pre-Poll	179	56.29	139	43.71	0	318
133	Returning Officer Stafford Pre-Poll	1	100.00	0	0.00	0	1
134	Returning Officer Stretton Pre-Poll	0	0.00	1	100.00	0	1
135	Returning Officer Surfers Paradise Pre-	18	66.67	9	33.33	0	27
136	Returning Officer Theodore Pre-Poll	0	0.00	0	0.00	0	0
137	Returning Officer Thuringowa Pre-Poll	0	0.00	0	0.00	0	0
138	Returning Officer Toohey Pre-Poll	4	66.67	2	33.33	0	6
139	Returning Officer Toowoomba North Pre-	2	100.00	0	0.00	0	2
140	Returning Officer Toowoomba South Pre-	0	0.00	0	0.00	0	0
141	Returning Officer Townsville Pre-Poll	0	0.00	0	0.00	0	0
142	Returning Officer Traeger Pre-Poll	2	100.00	0	0.00	0	2
143	Returning Officer Warrego Pre-Poll	0	0.00	0	0.00	0	0
144	Returning Officer Waterford Pre-Poll	0	0.00	0	0.00	0	0
145	Returning Officer Whitsunday Pre-Poll	0	0.00	1	100.00	0	1
146	Returning Officer Woodridge Pre-Poll	7	58.33	5	41.67	0	12
	Polling Booth Totals	**12,539**	**52.56**	**11,316**	**47.44**	**0**	**23,855**
301	Postal, Special Postal, Unenrolled Votes	2,208	62.09	1,348	37.91	0	3,556
302	Pre-Poll (In Person) Absent Votes	38	61.29	24	38.71	0	62
303	Polling Day Absent Votes	805	48.26	863	51.74	0	1,668
305	Declared Institution Votes	30	51.72	28	48.28	0	58
306	Polling Day Declaration Votes	53	47.32	59	52.68	0	112
308	Uncertain Identity	0	0.00	0	0.00	0	0
	Declaration Vote Totals	**3,134**	**57.44**	**2,322**	**42.56**	**0**	**5,456**
	Total Final Preference Votes	**15,673**	**53.47**	**13,638**	**46.53**	**0**	**29,311**

2017 State General Election

Two Candidate Preferred Results After Preferences By Booth

23. Cooper						36,850
		JONES, Kate ALP		SHEARMAN, Robert LNP		Total Exhausted	Total Formal
No.	Polling Booth	Votes	%	Votes	%	Votes	Votes
1	Ashgrove	1,504	61.51	941	38.49	0	2,445
2	Ashgrove West	1,230	56.50	947	43.50	0	2,177
3	Auchenflower	87	61.27	55	38.73	0	142
4	Bardon	366	55.12	298	44.88	0	664
5	Bardon West	234	60.47	153	39.53	0	387
6	Dorrington	167	60.29	110	39.71	0	277
7	Enoggera Terrace	987	63.27	573	36.73	0	1,560
8	Hilder Road	1,292	59.59	876	40.41	0	2,168
9	Ithaca Creek	846	63.23	492	36.77	0	1,338
10	Kelvin Grove	555	72.27	213	27.73	0	768
11	Milton	992	62.04	607	37.96	0	1,599
12	Newmarket	267	63.42	154	36.58	0	421
13	Paddington	792	62.12	483	37.88	0	1,275
14	Payne Road	1,551	60.61	1,008	39.39	0	2,559
15	Petrie Terrace	560	64.74	305	35.26	0	865
16	Rainworth	130	60.75	84	39.25	0	214
17	The Gap	1,423	61.36	896	38.64	0	2,319
18	Brisbane CBD All-Districts Centre	126	78.75	34	21.25	0	160
19	Bundaberg All-Districts Centre	2	100.00	0	0.00	0	2
20	Burleigh All-Districts Centre	3	100.00	0	0.00	0	3
21	Cairns All-Districts Centre	1	100.00	0	0.00	0	1
22	East Brisbane All-Districts Centre	0	0.00	0	0.00	0	0
23	Hervey Bay All-Districts Centre	0	0.00	0	0.00	0	0
24	Mackay All-Districts Centre	0	0.00	0	0.00	0	0
25	Maroochydore All-Districts Centre	0	0.00	2	100.00	0	2
26	Morayfield All-Districts Centre	0	0.00	1	100.00	0	1
27	Noosa All-Districts Centre	3	50.00	3	50.00	0	6
28	Oodgeroo All-Districts Centre	2	50.00	2	50.00	0	4
29	Redcliffe All-Districts Centre	1	100.00	0	0.00	0	1
30	Southport All-Districts Centre	0	0.00	0	0.00	0	0
31	Telephone Voting	1	25.00	3	75.00	0	4
32	Townsville All-Districts Centre	0	0.00	0	0.00	0	0
33	Vulture Street All-Districts Centre	0	0.00	0	0.00	0	0
34	Woolloongabba All-Districts Centre	0	0.00	0	0.00	0	0
35	Brisbane CBD All-Districts Centre Pre-Poll	1,358	63.02	797	36.98	0	2,155
36	Bundaberg All-Districts Centre Pre-Poll	2	50.00	2	50.00	0	4
37	Burleigh All-Districts Centre Pre-Poll	16	76.19	5	23.81	0	21
38	Cairns All-Districts Centre Pre-Poll	6	100.00	0	0.00	0	6
39	Electoral Visit	21	47.73	23	52.27	0	44
40	Hervey Bay All-Districts Centre Pre-poll	4	57.14	3	42.86	0	7

2017 State General Election

Two Candidate Preferred Results After Preferences By Booth

23. Cooper						36,850
		JONES, Kate ALP		SHEARMAN, Robert LNP		Total Exhausted	Total Formal
No.	Polling Booth	Votes	%	Votes	%	Votes	Votes
41	Mackay All-Districts Centre Pre-Poll	1	20.00	4	80.00	0	5
42	Maroochydore All-Districts Centre Pre-	6	33.33	12	66.67	0	18
43	Morayfield All-Districts Centre Pre-poll	5	45.45	6	54.55	0	11
44	Noosa All-Districts Centre Pre-Poll	10	71.43	4	28.57	0	14
45	Oodgeroo All-Districts Centre Pre-Poll	3	42.86	4	57.14	0	7
46	Redcliffe All-Districts Centre Pre-Poll	5	55.56	4	44.44	0	9
47	Southport All-Districts Centre Pre-Poll	5	83.33	1	16.67	0	6
48	Telephone Voting - Pre-poll	7	70.00	3	30.00	0	10
49	Townsville All-Districts Centre Pre-Poll	4	80.00	1	20.00	0	5
50	eAssist - Coorparoo Pre-Poll	4	66.67	2	33.33	0	6
51	Returning Officer Cooper Pre-Poll	1,004	57.63	738	42.37	0	1,742
52	Returning Officer Algester Pre-Poll	0	0.00	0	0.00	0	0
53	Returning Officer Aspley Pre-Poll	12	60.00	8	40.00	0	20
54	Returning Officer Bancroft Pre-Poll	0	0.00	0	0.00	0	0
55	Returning Officer Barron River Pre-Poll	1	100.00	0	0.00	0	1
56	Returning Officer Bonney Pre-Poll	0	0.00	0	0.00	0	0
57	Returning Officer Broadwater Pre-Poll	1	50.00	1	50.00	0	2
58	Returning Officer Buderim Pre-Poll	3	75.00	1	25.00	0	4
59	Returning Officer Bulimba Pre-Poll	4	57.14	3	42.86	0	7
60	Returning Officer Bundaberg Pre-Poll	0	0.00	0	0.00	0	0
61	Returning Officer Bundamba Pre-Poll	2	100.00	0	0.00	0	2
62	Returning Officer Burdekin Pre-Poll	0	0.00	0	0.00	0	0
63	Returning Officer Burleigh Pre-Poll	17	70.83	7	29.17	0	24
64	Returning Officer Burnett Pre-Poll	0	0.00	0	0.00	0	0
65	Returning Officer Cairns Pre-Poll	0	0.00	0	0.00	0	0
66	Returning Officer Callide Pre-Poll	0	0.00	0	0.00	0	0
67	Returning Officer Caloundra Pre-Poll	3	25.00	9	75.00	0	12
68	Returning Officer Capalaba Pre-Poll	2	100.00	0	0.00	0	2
69	Returning Officer Chatsworth Pre-Poll	0	0.00	0	0.00	0	0
70	Returning Officer Clayfield Pre-Poll	6	35.29	11	64.71	0	17
71	Returning Officer Condamine Pre-Poll	0	0.00	0	0.00	0	0
72	Returning Officer Cook Pre-Poll	0	0.00	0	0.00	0	0
73	Returning Officer Coomera Pre-Poll	0	0.00	0	0.00	0	0
74	Returning Officer Currumbin Pre-Poll	6	100.00	0	0.00	0	6
75	Returning Officer Everton Pre-Poll	10	58.82	7	41.18	0	17
76	Returning Officer Ferny Grove Pre-Poll	47	41.96	65	58.04	0	112
77	Returning Officer Gaven Pre-Poll	1	100.00	0	0.00	0	1
78	Returning Officer Gladstone Pre-Poll	0	0.00	0	0.00	0	0
79	Returning Officer Glass House Pre-Poll	1	100.00	0	0.00	0	1
80	Returning Officer Greenslopes Pre-Poll	7	63.64	4	36.36	0	11

2017 State General Election

Two Candidate Preferred Results After Preferences By Booth

23. Cooper							36,850
		JONES, Kate ALP		SHEARMAN, Robert LNP		Total Exhausted	Total Formal
No.	Polling Booth	Votes	%	Votes	%	Votes	Votes
81	Returning Officer Gregory Pre-Poll	0	0.00	1	100.00	0	1
82	Returning Officer Gympie Pre-Poll	0	0.00	0	0.00	0	0
83	Returning Officer Hervey Bay Pre-Poll	0	0.00	0	0.00	0	0
84	Returning Officer Hill Pre-Poll	0	0.00	1	100.00	0	1
85	Returning Officer Hinchinbrook Pre-Poll	0	0.00	0	0.00	0	0
86	Returning Officer Inala Pre-Poll	1	33.33	2	66.67	0	3
87	Returning Officer Ipswich Pre-Poll	4	66.67	2	33.33	0	6
88	Returning Officer Ipswich West Pre-Poll	0	0.00	0	0.00	0	0
89	Returning Officer Jordan Pre-Poll	1	100.00	0	0.00	0	1
90	Returning Officer Kawana Pre-Poll	3	60.00	2	40.00	0	5
91	Returning Officer Keppel Pre-Poll	2	66.67	1	33.33	0	3
92	Returning Officer Kurwongbah Pre-Poll	3	75.00	1	25.00	0	4
93	Returning Officer Lockyer Pre-Poll	1	50.00	1	50.00	0	2
94	Returning Officer Logan Pre-Poll	0	0.00	0	0.00	0	0
95	Returning Officer Lytton Pre-Poll	3	60.00	2	40.00	0	5
96	Returning Officer Macalister Pre-Poll	0	0.00	0	0.00	0	0
97	Returning Officer Mackay Pre-Poll	1	20.00	4	80.00	0	5
98	Returning Officer Maiwar Pre-Poll	37	59.68	25	40.32	0	62
99	Returning Officer Mansfield Pre-Poll	1	33.33	2	66.67	0	3
100	Returning Officer Maroochydore Pre-Poll	6	30.00	14	70.00	0	20
101	Returning Officer Maryborough Pre-Poll	1	100.00	0	0.00	0	1
102	Returning Officer Mcconnel Pre-Poll	31	65.96	16	34.04	0	47
103	Returning Officer Mermaid Beach Pre-Poll	0	0.00	2	100.00	0	2
104	Returning Officer Miller Pre-Poll	0	0.00	4	100.00	0	4
105	Returning Officer Mirani Pre-Poll	0	0.00	0	0.00	0	0
106	Returning Officer Moggill Pre-Poll	21	58.33	15	41.67	0	36
107	Returning Officer Morayfield Pre-Poll	5	41.67	7	58.33	0	12
108	Returning Officer Mount Ommaney Pre-	6	46.15	7	53.85	0	13
109	Returning Officer Mudgeeraba Pre-Poll	0	0.00	0	0.00	0	0
110	Returning Officer Mulgrave Pre-Poll	0	0.00	0	0.00	0	0
111	Returning Officer Mundingburra Pre-Poll	0	0.00	0	0.00	0	0
112	Returning Officer Murrumba Pre-Poll	1	50.00	1	50.00	0	2
113	Returning Officer Nanango Pre-Poll	0	0.00	0	0.00	0	0
114	Returning Officer Nicklin Pre-Poll	1	100.00	0	0.00	0	1
115	Returning Officer Ninderry Pre-Poll	3	75.00	1	25.00	0	4
116	Returning Officer Noosa Pre-Poll	0	0.00	0	0.00	0	0
117	Returning Officer Nudgee Pre-Poll	4	57.14	3	42.86	0	7
118	Returning Officer Oodgeroo Pre-Poll	0	0.00	0	0.00	0	0
119	Returning Officer Pine Rivers Pre-Poll	11	64.71	6	35.29	0	17
120	Returning Officer Pumicestone Pre-Poll	0	0.00	1	100.00	0	1

2017 State General Election

Two Candidate Preferred Results After Preferences By Booth

23. Cooper						36,850
		JONES, Kate ALP		SHEARMAN, Robert LNP		Total Exhausted	Total Formal
No.	Polling Booth	Votes	%	Votes	%	Votes	Votes
121	Returning Officer Redcliffe Pre-Poll	7	70.00	3	30.00	0	10
122	Returning Officer Redlands Pre-Poll	1	50.00	1	50.00	0	2
123	Returning Officer Rockhampton Pre-Poll	3	60.00	2	40.00	0	5
124	Returning Officer Sandgate Pre-Poll	2	50.00	2	50.00	0	4
125	Returning Officer Scenic Rim Pre-Poll	0	0.00	0	0.00	0	0
126	Returning Officer South Brisbane Pre-Poll	47	60.26	31	39.74	0	78
127	Returning Officer Southern Downs Pre-	3	60.00	2	40.00	0	5
128	Returning Officer Southport Pre-Poll	5	83.33	1	16.67	0	6
129	Returning Officer Springwood Pre-Poll	2	33.33	4	66.67	0	6
130	Returning Officer Stafford Pre-Poll	11	47.83	12	52.17	0	23
131	Returning Officer Stretton Pre-Poll	0	0.00	1	100.00	0	1
132	Returning Officer Surfers Paradise Pre-	1	100.00	0	0.00	0	1
133	Returning Officer Theodore Pre-Poll	0	0.00	0	0.00	0	0
134	Returning Officer Thuringowa Pre-Poll	0	0.00	0	0.00	0	0
135	Returning Officer Toohey Pre-Poll	1	100.00	0	0.00	0	1
136	Returning Officer Toowoomba North Pre-	4	66.67	2	33.33	0	6
137	Returning Officer Toowoomba South Pre-	0	0.00	0	0.00	0	0
138	Returning Officer Townsville Pre-Poll	0	0.00	0	0.00	0	0
139	Returning Officer Traeger Pre-Poll	1	100.00	0	0.00	0	1
140	Returning Officer Warrego Pre-Poll	1	50.00	1	50.00	0	2
141	Returning Officer Waterford Pre-Poll	0	0.00	0	0.00	0	0
142	Returning Officer Whitsunday Pre-Poll	0	0.00	0	0.00	0	0
143	Returning Officer Woodridge Pre-Poll	4	100.00	0	0.00	0	4
	Polling Booth Totals	**15,946**	**61.11**	**10,148**	**38.89**	**0**	**26,094**
301	Postal, Special Postal, Unenrolled Votes	2,199	56.13	1,719	43.87	0	3,918
302	Pre-Poll (In Person) Absent Votes	86	60.14	57	39.86	0	143
303	Polling Day Absent Votes	1,263	62.77	749	37.23	0	2,012
305	Declared Institution Votes	45	80.36	11	19.64	0	56
306	Polling Day Declaration Votes	75	63.56	43	36.44	0	118
308	Uncertain Identity	0	0.00	0	0.00	0	0
	Declaration Vote Totals	**3,668**	**58.72**	**2,579**	**41.28**	**0**	**6,247**
	Total Final Preference Votes	**19,614**	**60.65**	**12,727**	**39.35**	**0**	**32,341**

2017 State General Election

Two Candidate Preferred Results After Preferences By Booth

24. Currumbin						34,409
		STUCKEY, Jann LNP		LEADER, Georgi ALP		Total Exhausted	Total Formal
No.	Polling Booth	Votes	%	Votes	%	Votes	Votes
1	Coolangatta	501	53.41	437	46.59	0	938
2	Coolangatta School	584	44.61	725	55.39	0	1,309
3	Currumbin	927	50.88	895	49.12	0	1,822
4	Currumbin Valley	254	50.70	247	49.30	0	501
5	Currumbin Waters	1,225	52.87	1,092	47.13	0	2,317
6	Elanora	850	52.31	775	47.69	0	1,625
7	Elanora High	989	47.32	1,101	52.68	0	2,090
8	Palm Beach	69	50.36	68	49.64	0	137
9	Palm Beach North	108	55.38	87	44.62	0	195
10	Palm Beach-Currumbin	614	54.19	519	45.81	0	1,133
11	Tallebudgera	816	54.66	677	45.34	0	1,493
12	Tallebudgera Valley	370	56.15	289	43.85	0	659
13	Tugun	1,375	51.73	1,283	48.27	0	2,658
14	Brisbane CBD All-Districts Centre	8	88.89	1	11.11	0	9
15	Bundaberg All-Districts Centre	2	100.00	0	0.00	0	2
16	Burleigh All-Districts Centre	38	57.58	28	42.42	0	66
17	Cairns All-Districts Centre	1	25.00	3	75.00	0	4
18	East Brisbane All-Districts Centre	9	64.29	5	35.71	0	14
19	Hervey Bay All-Districts Centre	2	100.00	0	0.00	0	2
20	Mackay All-Districts Centre	0	0.00	0	0.00	0	0
21	Maroochydore All-Districts Centre	0	0.00	0	0.00	0	0
22	Morayfield All-Districts Centre	1	50.00	1	50.00	0	2
23	Noosa All-Districts Centre	2	66.67	1	33.33	0	3
24	Oodgeroo All-Districts Centre	3	100.00	0	0.00	0	3
25	Redcliffe All-Districts Centre	0	0.00	0	0.00	0	0
26	Southport All-Districts Centre	3	60.00	2	40.00	0	5
27	Telephone Voting	2	66.67	1	33.33	0	3
28	Townsville All-Districts Centre	1	100.00	0	0.00	0	1
29	Vulture Street All-Districts Centre	0	0.00	0	0.00	0	0
30	Woolloongabba All-Districts Centre	0	0.00	3	100.00	0	3
31	Brisbane CBD All-Districts Centre Pre-Poll	13	35.14	24	64.86	0	37
32	Bundaberg All-Districts Centre Pre-Poll	2	100.00	0	0.00	0	2
33	Burleigh All-Districts Centre Pre-Poll	1,325	52.52	1,198	47.48	0	2,523
34	Cairns All-Districts Centre Pre-Poll	1	25.00	3	75.00	0	4
35	Electoral Visit	124	64.58	68	35.42	0	192
36	Hervey Bay All-Districts Centre Pre-poll	4	100.00	0	0.00	0	4
37	Mackay All-Districts Centre Pre-Poll	3	75.00	1	25.00	0	4
38	Maroochydore All-Districts Centre Pre-	3	42.86	4	57.14	0	7
39	Morayfield All-Districts Centre Pre-poll	5	83.33	1	16.67	0	6
40	Noosa All-Districts Centre Pre-Poll	3	37.50	5	62.50	0	8

2017 State General Election

Two Candidate Preferred Results After Preferences By Booth

24. Currumbin						34,409
		STUCKEY, Jann LNP		LEADER, Georgi ALP		Total Exhausted	Total Formal
No.	Polling Booth	Votes	%	Votes	%	Votes	Votes
41	Oodgeroo All-Districts Centre Pre-Poll	2	50.00	2	50.00	0	4
42	Redcliffe All-Districts Centre Pre-Poll	0	0.00	3	100.00	0	3
43	Southport All-Districts Centre Pre-Poll	54	61.36	34	38.64	0	88
44	Telephone Voting - Pre-poll	7	70.00	3	30.00	0	10
45	Townsville All-Districts Centre Pre-Poll	0	0.00	0	0.00	0	0
46	eAssist - Coorparoo Pre-Poll	2	66.67	1	33.33	0	3
47	Returning Officer Currumbin Pre-Poll	2,180	57.40	1,618	42.60	0	3,798
48	Returning Officer Algester Pre-Poll	0	0.00	0	0.00	0	0
49	Returning Officer Aspley Pre-Poll	1	100.00	0	0.00	0	1
50	Returning Officer Bancroft Pre-Poll	0	0.00	1	100.00	0	1
51	Returning Officer Barron River Pre-Poll	0	0.00	1	100.00	0	1
52	Returning Officer Bonney Pre-Poll	4	57.14	3	42.86	0	7
53	Returning Officer Broadwater Pre-Poll	10	58.82	7	41.18	0	17
54	Returning Officer Buderim Pre-Poll	1	33.33	2	66.67	0	3
55	Returning Officer Bulimba Pre-Poll	0	0.00	0	0.00	0	0
56	Returning Officer Bundaberg Pre-Poll	0	0.00	0	0.00	0	0
57	Returning Officer Bundamba Pre-Poll	0	0.00	0	0.00	0	0
58	Returning Officer Burdekin Pre-Poll	0	0.00	0	0.00	0	0
59	Returning Officer Burleigh Pre-Poll	0	0.00	0	0.00	0	0
60	Returning Officer Burnett Pre-Poll	0	0.00	0	0.00	0	0
61	Returning Officer Cairns Pre-Poll	0	0.00	0	0.00	0	0
62	Returning Officer Callide Pre-Poll	0	0.00	0	0.00	0	0
63	Returning Officer Caloundra Pre-Poll	4	80.00	1	20.00	0	5
64	Returning Officer Capalaba Pre-Poll	1	50.00	1	50.00	0	2
65	Returning Officer Chatsworth Pre-Poll	1	100.00	0	0.00	0	1
66	Returning Officer Clayfield Pre-Poll	2	66.67	1	33.33	0	3
67	Returning Officer Condamine Pre-Poll	1	100.00	0	0.00	0	1
68	Returning Officer Cook Pre-Poll	0	0.00	0	0.00	0	0
69	Returning Officer Coomera Pre-Poll	2	33.33	4	66.67	0	6
70	Returning Officer Cooper Pre-Poll	1	100.00	0	0.00	0	1
71	Returning Officer Everton Pre-Poll	0	0.00	0	0.00	0	0
72	Returning Officer Ferny Grove Pre-Poll	0	0.00	0	0.00	0	0
73	Returning Officer Gaven Pre-Poll	8	36.36	14	63.64	0	22
74	Returning Officer Gladstone Pre-Poll	1	100.00	0	0.00	0	1
75	Returning Officer Glass House Pre-Poll	0	0.00	0	0.00	0	0
76	Returning Officer Greenslopes Pre-Poll	2	100.00	0	0.00	0	2
77	Returning Officer Gregory Pre-Poll	3	100.00	0	0.00	0	3
78	Returning Officer Gympie Pre-Poll	0	0.00	0	0.00	0	0
79	Returning Officer Hervey Bay Pre-Poll	0	0.00	0	0.00	0	0
80	Returning Officer Hill Pre-Poll	0	0.00	0	0.00	0	0

2017 State General Election

Two Candidate Preferred Results After Preferences By Booth

24. Currumbin						34,409
		STUCKEY, Jann LNP		LEADER, Georgi ALP		Total Exhausted	Total Formal
No.	Polling Booth	Votes	%	Votes	%	Votes	Votes
81	Returning Officer Hinchinbrook Pre-Poll	1	50.00	1	50.00	0	2
82	Returning Officer Inala Pre-Poll	0	0.00	1	100.00	0	1
83	Returning Officer Ipswich Pre-Poll	0	0.00	5	100.00	0	5
84	Returning Officer Ipswich West Pre-Poll	0	0.00	0	0.00	0	0
85	Returning Officer Jordan Pre-Poll	1	100.00	0	0.00	0	1
86	Returning Officer Kawana Pre-Poll	1	100.00	0	0.00	0	1
87	Returning Officer Keppel Pre-Poll	2	100.00	0	0.00	0	2
88	Returning Officer Kurwongbah Pre-Poll	0	0.00	2	100.00	0	2
89	Returning Officer Lockyer Pre-Poll	1	50.00	1	50.00	0	2
90	Returning Officer Logan Pre-Poll	0	0.00	0	0.00	0	0
91	Returning Officer Lytton Pre-Poll	3	50.00	3	50.00	0	6
92	Returning Officer Macalister Pre-Poll	0	0.00	0	0.00	0	0
93	Returning Officer Mackay Pre-Poll	0	0.00	0	0.00	0	0
94	Returning Officer Maiwar Pre-Poll	1	100.00	0	0.00	0	1
95	Returning Officer Mansfield Pre-Poll	1	100.00	0	0.00	0	1
96	Returning Officer Maroochydore Pre-Poll	0	0.00	0	0.00	0	0
97	Returning Officer Maryborough Pre-Poll	0	0.00	0	0.00	0	0
98	Returning Officer Mcconnel Pre-Poll	1	100.00	0	0.00	0	1
99	Returning Officer Mermaid Beach Pre-Poll	25	58.14	18	41.86	0	43
100	Returning Officer Miller Pre-Poll	2	100.00	0	0.00	0	2
101	Returning Officer Mirani Pre-Poll	0	0.00	0	0.00	0	0
102	Returning Officer Moggill Pre-Poll	0	0.00	0	0.00	0	0
103	Returning Officer Morayfield Pre-Poll	0	0.00	0	0.00	0	0
104	Returning Officer Mount Ommaney Pre-	1	100.00	0	0.00	0	1
105	Returning Officer Mudgeeraba Pre-Poll	8	57.14	6	42.86	0	14
106	Returning Officer Mulgrave Pre-Poll	2	100.00	0	0.00	0	2
107	Returning Officer Mundingburra Pre-Poll	0	0.00	0	0.00	0	0
108	Returning Officer Murrumba Pre-Poll	0	0.00	0	0.00	0	0
109	Returning Officer Nanango Pre-Poll	0	0.00	0	0.00	0	0
110	Returning Officer Nicklin Pre-Poll	0	0.00	0	0.00	0	0
111	Returning Officer Ninderry Pre-Poll	0	0.00	0	0.00	0	0
112	Returning Officer Noosa Pre-Poll	0	0.00	0	0.00	0	0
113	Returning Officer Nudgee Pre-Poll	1	100.00	0	0.00	0	1
114	Returning Officer Oodgeroo Pre-Poll	0	0.00	0	0.00	0	0
115	Returning Officer Pine Rivers Pre-Poll	0	0.00	0	0.00	0	0
116	Returning Officer Pumicestone Pre-Poll	0	0.00	0	0.00	0	0
117	Returning Officer Redcliffe Pre-Poll	0	0.00	0	0.00	0	0
118	Returning Officer Redlands Pre-Poll	0	0.00	3	100.00	0	3
119	Returning Officer Rockhampton Pre-Poll	1	100.00	0	0.00	0	1
120	Returning Officer Sandgate Pre-Poll	0	0.00	0	0.00	0	0

2017 State General Election

Two Candidate Preferred Results After Preferences By Booth

24. Currumbin						34,409
		STUCKEY, Jann LNP		LEADER, Georgi ALP		Total Exhausted	Total Formal
No.	Polling Booth	Votes	%	Votes	%	Votes	Votes
121	Returning Officer Scenic Rim Pre-Poll	3	100.00	0	0.00	0	3
122	Returning Officer South Brisbane Pre-Poll	0	0.00	0	0.00	0	0
123	Returning Officer Southern Downs Pre-	1	100.00	0	0.00	0	1
124	Returning Officer Southport Pre-Poll	0	0.00	0	0.00	0	0
125	Returning Officer Springwood Pre-Poll	3	33.33	6	66.67	0	9
126	Returning Officer Stafford Pre-Poll	1	50.00	1	50.00	0	2
127	Returning Officer Stretton Pre-Poll	0	0.00	0	0.00	0	0
128	Returning Officer Surfers Paradise Pre-	13	54.17	11	45.83	0	24
129	Returning Officer Theodore Pre-Poll	3	60.00	2	40.00	0	5
130	Returning Officer Thuringowa Pre-Poll	0	0.00	0	0.00	0	0
131	Returning Officer Toohey Pre-Poll	0	0.00	0	0.00	0	0
132	Returning Officer Toowoomba North Pre-	0	0.00	0	0.00	0	0
133	Returning Officer Toowoomba South Pre-	0	0.00	0	0.00	0	0
134	Returning Officer Townsville Pre-Poll	0	0.00	0	0.00	0	0
135	Returning Officer Traeger Pre-Poll	0	0.00	1	100.00	0	1
136	Returning Officer Warrego Pre-Poll	0	0.00	0	0.00	0	0
137	Returning Officer Waterford Pre-Poll	0	0.00	0	0.00	0	0
138	Returning Officer Whitsunday Pre-Poll	2	66.67	1	33.33	0	3
139	Returning Officer Woodridge Pre-Poll	0	0.00	1	100.00	0	1
	Polling Booth Totals	**12,602**	**52.72**	**11,303**	**47.28**	**0**	**23,905**
301	Postal, Special Postal, Unenrolled Votes	1,537	59.46	1,048	40.54	0	2,585
302	Pre-Poll (In Person) Absent Votes	30	53.57	26	46.43	0	56
303	Polling Day Absent Votes	570	51.54	536	48.46	0	1,106
305	Declared Institution Votes	36	59.02	25	40.98	0	61
306	Polling Day Declaration Votes	0	0.00	0	0.00	0	0
308	Uncertain Identity	0	0.00	0	0.00	0	0
	Declaration Vote Totals	**2,173**	**57.06**	**1,635**	**42.94**	**0**	**3,808**
	Total Final Preference Votes	**14,775**	**53.31**	**12,938**	**46.69**	**0**	**27,713**

2017 State General Election

Two Candidate Preferred Results After Preferences By Booth

25. Everton						36,833
		MANDER, Tim LNP		GREENE, David ALP		Total Exhausted	Total Formal
No.	Polling Booth	Votes	%	Votes	%	Votes	Votes
1	Albany Creek	1,310	54.15	1,109	45.85	0	2,419
2	Albany Creek High	1,602	58.38	1,142	41.62	0	2,744
3	Albany Hills	1,007	58.58	712	41.42	0	1,719
4	Alderley Kindergarten	59	43.07	78	56.93	0	137
5	Arana	469	43.35	613	56.65	0	1,082
6	Bridgeman Downs	85	52.47	77	47.53	0	162
7	Bunya	305	58.32	218	41.68	0	523
8	Bunyaville	334	55.76	265	44.24	0	599
9	Eatons Hill	1,281	58.15	922	41.85	0	2,203
10	Enoggera	364	44.66	451	55.34	0	815
11	Everton Park	285	46.80	324	53.20	0	609
12	Everton Park East	503	47.32	560	52.68	0	1,063
13	Everton Park North	790	49.81	796	50.19	0	1,586
14	Gaythorne	154	39.39	237	60.61	0	391
15	Grovely	169	45.55	202	54.45	0	371
16	McDowall	457	55.94	360	44.06	0	817
17	Mitchelton	314	48.83	329	51.17	0	643
18	Mitchelton South	85	46.20	99	53.80	0	184
19	Oxford Park	149	39.21	231	60.79	0	380
20	Patricks Road	74	48.37	79	51.63	0	153
21	South Pine	689	64.82	374	35.18	0	1,063
22	Brisbane CBD All-Districts Centre	17	37.78	28	62.22	0	45
23	Bundaberg All-Districts Centre	2	100.00	0	0.00	0	2
24	Burleigh All-Districts Centre	0	0.00	0	0.00	0	0
25	Cairns All-Districts Centre	0	0.00	0	0.00	0	0
26	East Brisbane All-Districts Centre	0	0.00	0	0.00	0	0
27	Hervey Bay All-Districts Centre	0	0.00	0	0.00	0	0
28	Mackay All-Districts Centre	1	100.00	0	0.00	0	1
29	Maroochydore All-Districts Centre	3	100.00	0	0.00	0	3
30	Morayfield All-Districts Centre	0	0.00	4	100.00	0	4
31	Noosa All-Districts Centre	6	100.00	0	0.00	0	6
32	Oodgeroo All-Districts Centre	0	0.00	0	0.00	0	0
33	Redcliffe All-Districts Centre	3	100.00	0	0.00	0	3
34	Southport All-Districts Centre	0	0.00	2	100.00	0	2
35	Telephone Voting	0	0.00	1	100.00	0	1
36	Townsville All-Districts Centre	0	0.00	1	100.00	0	1
37	Vulture Street All-Districts Centre	0	0.00	0	0.00	0	0
38	Woolloongabba All-Districts Centre	0	0.00	0	0.00	0	0
39	Brisbane CBD All-Districts Centre Pre-Poll	387	49.81	390	50.19	0	777
40	Bundaberg All-Districts Centre Pre-Poll	6	85.71	1	14.29	0	7

2017 State General Election

Two Candidate Preferred Results After Preferences By Booth

25. Everton						36,833
		MANDER, Tim LNP		GREENE, David ALP		Total Exhausted	Total Formal
No.	Polling Booth	Votes	%	Votes	%	Votes	Votes
41	Burleigh All-Districts Centre Pre-Poll	1	33.33	2	66.67	0	3
42	Cairns All-Districts Centre Pre-Poll	3	60.00	2	40.00	0	5
43	Electoral Visit	65	81.25	15	18.75	0	80
44	Hervey Bay All-Districts Centre Pre-poll	6	50.00	6	50.00	0	12
45	Mackay All-Districts Centre Pre-Poll	1	50.00	1	50.00	0	2
46	Maroochydore All-Districts Centre Pre-	4	26.67	11	73.33	0	15
47	Morayfield All-Districts Centre Pre-poll	20	74.07	7	25.93	0	27
48	Noosa All-Districts Centre Pre-Poll	0	0.00	3	100.00	0	3
49	Oodgeroo All-Districts Centre Pre-Poll	2	40.00	3	60.00	0	5
50	Redcliffe All-Districts Centre Pre-Poll	30	60.00	20	40.00	0	50
51	Southport All-Districts Centre Pre-Poll	3	60.00	2	40.00	0	5
52	Telephone Voting - Pre-poll	0	0.00	2	100.00	0	2
53	Townsville All-Districts Centre Pre-Poll	2	50.00	2	50.00	0	4
54	eAssist - Coorparoo Pre-Poll	3	60.00	2	40.00	0	5
55	Returning Officer Everton Pre-Poll	1,880	59.32	1,289	40.68	0	3,169
56	Returning Officer Algester Pre-Poll	0	0.00	0	0.00	0	0
57	Returning Officer Aspley Pre-Poll	131	60.09	87	39.91	0	218
58	Returning Officer Bancroft Pre-Poll	0	0.00	2	100.00	0	2
59	Returning Officer Barron River Pre-Poll	1	50.00	1	50.00	0	2
60	Returning Officer Bonney Pre-Poll	0	0.00	0	0.00	0	0
61	Returning Officer Broadwater Pre-Poll	1	50.00	1	50.00	0	2
62	Returning Officer Buderim Pre-Poll	0	0.00	0	0.00	0	0
63	Returning Officer Bulimba Pre-Poll	3	60.00	2	40.00	0	5
64	Returning Officer Bundaberg Pre-Poll	6	85.71	1	14.29	0	7
65	Returning Officer Bundamba Pre-Poll	1	100.00	0	0.00	0	1
66	Returning Officer Burdekin Pre-Poll	0	0.00	0	0.00	0	0
67	Returning Officer Burleigh Pre-Poll	1	33.33	2	66.67	0	3
68	Returning Officer Burnett Pre-Poll	0	0.00	0	0.00	0	0
69	Returning Officer Cairns Pre-Poll	0	0.00	0	0.00	0	0
70	Returning Officer Callide Pre-Poll	0	0.00	0	0.00	0	0
71	Returning Officer Caloundra Pre-Poll	3	37.50	5	62.50	0	8
72	Returning Officer Capalaba Pre-Poll	0	0.00	1	100.00	0	1
73	Returning Officer Chatsworth Pre-Poll	0	0.00	1	100.00	0	1
74	Returning Officer Clayfield Pre-Poll	13	52.00	12	48.00	0	25
75	Returning Officer Condamine Pre-Poll	1	100.00	0	0.00	0	1
76	Returning Officer Cook Pre-Poll	0	0.00	0	0.00	0	0
77	Returning Officer Coomera Pre-Poll	0	0.00	0	0.00	0	0
78	Returning Officer Cooper Pre-Poll	7	53.85	6	46.15	0	13
79	Returning Officer Currumbin Pre-Poll	0	0.00	2	100.00	0	2
80	Returning Officer Ferny Grove Pre-Poll	216	54.41	181	45.59	0	397

2017 State General Election

Two Candidate Preferred Results After Preferences By Booth

25. Everton						36,833
		MANDER, Tim LNP		GREENE, David ALP		Total Exhausted	Total Formal
No.	Polling Booth	Votes	%	Votes	%	Votes	Votes
81	Returning Officer Gaven Pre-Poll	2	100.00	0	0.00	0	2
82	Returning Officer Gladstone Pre-Poll	0	0.00	0	0.00	0	0
83	Returning Officer Glass House Pre-Poll	1	100.00	0	0.00	0	1
84	Returning Officer Greenslopes Pre-Poll	1	50.00	1	50.00	0	2
85	Returning Officer Gregory Pre-Poll	0	0.00	0	0.00	0	0
86	Returning Officer Gympie Pre-Poll	1	50.00	1	50.00	0	2
87	Returning Officer Hervey Bay Pre-Poll	6	50.00	6	50.00	0	12
88	Returning Officer Hill Pre-Poll	0	0.00	0	0.00	0	0
89	Returning Officer Hinchinbrook Pre-Poll	0	0.00	0	0.00	0	0
90	Returning Officer Inala Pre-Poll	1	20.00	4	80.00	0	5
91	Returning Officer Ipswich Pre-Poll	0	0.00	1	100.00	0	1
92	Returning Officer Ipswich West Pre-Poll	0	0.00	0	0.00	0	0
93	Returning Officer Jordan Pre-Poll	1	100.00	0	0.00	0	1
94	Returning Officer Kawana Pre-Poll	3	60.00	2	40.00	0	5
95	Returning Officer Keppel Pre-Poll	0	0.00	1	100.00	0	1
96	Returning Officer Kurwongbah Pre-Poll	2	66.67	1	33.33	0	3
97	Returning Officer Lockyer Pre-Poll	1	100.00	0	0.00	0	1
98	Returning Officer Logan Pre-Poll	1	100.00	0	0.00	0	1
99	Returning Officer Lytton Pre-Poll	0	0.00	2	100.00	0	2
100	Returning Officer Macalister Pre-Poll	0	0.00	0	0.00	0	0
101	Returning Officer Mackay Pre-Poll	0	0.00	0	0.00	0	0
102	Returning Officer Maiwar Pre-Poll	1	25.00	3	75.00	0	4
103	Returning Officer Mansfield Pre-Poll	0	0.00	0	0.00	0	0
104	Returning Officer Maroochydore Pre-Poll	7	38.89	11	61.11	0	18
105	Returning Officer Maryborough Pre-Poll	1	50.00	1	50.00	0	2
106	Returning Officer Mcconnel Pre-Poll	8	53.33	7	46.67	0	15
107	Returning Officer Mermaid Beach Pre-Poll	0	0.00	1	100.00	0	1
108	Returning Officer Miller Pre-Poll	2	66.67	1	33.33	0	3
109	Returning Officer Mirani Pre-Poll	0	0.00	0	0.00	0	0
110	Returning Officer Moggill Pre-Poll	2	66.67	1	33.33	0	3
111	Returning Officer Morayfield Pre-Poll	0	0.00	0	0.00	0	0
112	Returning Officer Mount Ommaney Pre-	0	0.00	2	100.00	0	2
113	Returning Officer Mudgeeraba Pre-Poll	0	0.00	0	0.00	0	0
114	Returning Officer Mulgrave Pre-Poll	0	0.00	0	0.00	0	0
115	Returning Officer Mundingburra Pre-Poll	0	0.00	0	0.00	0	0
116	Returning Officer Murrumba Pre-Poll	7	53.85	6	46.15	0	13
117	Returning Officer Nanango Pre-Poll	0	0.00	0	0.00	0	0
118	Returning Officer Nicklin Pre-Poll	0	0.00	0	0.00	0	0
119	Returning Officer Ninderry Pre-Poll	0	0.00	0	0.00	0	0
120	Returning Officer Noosa Pre-Poll	0	0.00	0	0.00	0	0

2017 State General Election

Two Candidate Preferred Results After Preferences By Booth

25. Everton						36,833
		MANDER, Tim LNP		GREENE, David ALP		Total Exhausted	Total Formal
No.	Polling Booth	Votes	%	Votes	%	Votes	Votes
121	Returning Officer Nudgee Pre-Poll	8	53.33	7	46.67	0	15
122	Returning Officer Oodgeroo Pre-Poll	2	40.00	3	60.00	0	5
123	Returning Officer Pine Rivers Pre-Poll	229	64.87	124	35.13	0	353
124	Returning Officer Pumicestone Pre-Poll	0	0.00	3	100.00	0	3
125	Returning Officer Redcliffe Pre-Poll	30	60.00	20	40.00	0	50
126	Returning Officer Redlands Pre-Poll	0	0.00	0	0.00	0	0
127	Returning Officer Rockhampton Pre-Poll	2	40.00	3	60.00	0	5
128	Returning Officer Sandgate Pre-Poll	14	60.87	9	39.13	0	23
129	Returning Officer Scenic Rim Pre-Poll	0	0.00	0	0.00	0	0
130	Returning Officer South Brisbane Pre-Poll	18	50.00	18	50.00	0	36
131	Returning Officer Southern Downs Pre-	3	75.00	1	25.00	0	4
132	Returning Officer Southport Pre-Poll	3	42.86	4	57.14	0	7
133	Returning Officer Springwood Pre-Poll	2	66.67	1	33.33	0	3
134	Returning Officer Stafford Pre-Poll	43	64.18	24	35.82	0	67
135	Returning Officer Stretton Pre-Poll	0	0.00	0	0.00	0	0
136	Returning Officer Surfers Paradise Pre-	0	0.00	1	100.00	0	1
137	Returning Officer Theodore Pre-Poll	0	0.00	0	0.00	0	0
138	Returning Officer Thuringowa Pre-Poll	0	0.00	0	0.00	0	0
139	Returning Officer Toohey Pre-Poll	3	75.00	1	25.00	0	4
140	Returning Officer Toowoomba North Pre-	0	0.00	0	0.00	0	0
141	Returning Officer Toowoomba South Pre-	2	50.00	2	50.00	0	4
142	Returning Officer Townsville Pre-Poll	0	0.00	0	0.00	0	0
143	Returning Officer Traeger Pre-Poll	0	0.00	1	100.00	0	1
144	Returning Officer Warrego Pre-Poll	2	66.67	1	33.33	0	3
145	Returning Officer Waterford Pre-Poll	0	0.00	0	0.00	0	0
146	Returning Officer Whitsunday Pre-Poll	1	100.00	0	0.00	0	1
147	Returning Officer Woodridge Pre-Poll	1	50.00	1	50.00	0	2
	Polling Booth Totals	**13,725**	**54.30**	**11,552**	**45.70**	**0**	**25,277**
301	Postal, Special Postal, Unenrolled Votes	2,928	60.48	1,913	39.52	0	4,841
302	Pre-Poll (In Person) Absent Votes	212	62.72	126	37.28	0	338
303	Polling Day Absent Votes	834	47.36	927	52.64	0	1,761
305	Declared Institution Votes	46	63.89	26	36.11	0	72
306	Polling Day Declaration Votes	39	48.75	41	51.25	0	80
308	Uncertain Identity	0	0.00	0	0.00	0	0
	Declaration Vote Totals	**4,059**	**57.23**	**3,033**	**42.77**	**0**	**7,092**
	Total Final Preference Votes	**17,784**	**54.94**	**14,585**	**45.06**	**0**	**32,369**

2017 State General Election

Two Candidate Preferred Results After Preferences By Booth

26. Ferny Grove						35,461
		FURNER, Mark ALP		ELSTON, Nick LNP		Total Exhausted	Total Formal
No.	Polling Booth	Votes	%	Votes	%	Votes	Votes
1	Alderley Kindergarten	382	63.25	222	36.75	0	604
2	Arana	294	56.32	228	43.68	0	522
3	Ashgrove	79	55.24	64	44.76	0	143
4	Ashgrove West	43	48.31	46	51.69	0	89
5	Bunya	349	47.81	381	52.19	0	730
6	Bunyaville	31	52.54	28	47.46	0	59
7	Dorrington	452	49.51	461	50.49	0	913
8	Enoggera	134	62.91	79	37.09	0	213
9	Enoggera South	575	53.74	495	46.26	0	1,070
10	Ferny Grove	1,422	55.18	1,155	44.82	0	2,577
11	Ferny Grove West	739	51.00	710	49.00	0	1,449
12	Ferny Hills	927	60.51	605	39.49	0	1,532
13	Gaythorne	500	52.69	449	47.31	0	949
14	Grovely	644	67.51	310	32.49	0	954
15	Keperra South	888	54.58	739	45.42	0	1,627
16	Mitchelton	132	55.46	106	44.54	0	238
17	Mitchelton South	870	52.32	793	47.68	0	1,663
18	Newmarket	669	56.31	519	43.69	0	1,188
19	Oxford Park	298	60.69	193	39.31	0	491
20	Patricks Road	1,050	58.56	743	41.44	0	1,793
21	Brisbane CBD All-Districts Centre	38	66.67	19	33.33	0	57
22	Bundaberg All-Districts Centre	1	25.00	3	75.00	0	4
23	Burleigh All-Districts Centre	1	100.00	0	0.00	0	1
24	Cairns All-Districts Centre	2	50.00	2	50.00	0	4
25	East Brisbane All-Districts Centre	5	35.71	9	64.29	0	14
26	Hervey Bay All-Districts Centre	0	0.00	0	0.00	0	0
27	Mackay All-Districts Centre	1	25.00	3	75.00	0	4
28	Maroochydore All-Districts Centre	2	100.00	0	0.00	0	2
29	Morayfield All-Districts Centre	0	0.00	0	0.00	0	0
30	Noosa All-Districts Centre	3	37.50	5	62.50	0	8
31	Oodgeroo All-Districts Centre	0	0.00	0	0.00	0	0
32	Redcliffe All-Districts Centre	1	50.00	1	50.00	0	2
33	Southport All-Districts Centre	0	0.00	0	0.00	0	0
34	Telephone Voting	1	100.00	0	0.00	0	1
35	Townsville All-Districts Centre	0	0.00	0	0.00	0	0
36	Vulture Street All-Districts Centre	0	0.00	1	100.00	0	1
37	Woolloongabba All-Districts Centre	6	50.00	6	50.00	0	12
38	Brisbane CBD All-Districts Centre Pre-Poll	649	59.93	434	40.07	0	1,083
39	Bundaberg All-Districts Centre Pre-Poll	0	0.00	0	0.00	0	0
40	Burleigh All-Districts Centre Pre-Poll	3	37.50	5	62.50	0	8

2017 State General Election

Two Candidate Preferred Results After Preferences By Booth

26. Ferny Grove						35,461
		FURNER, Mark ALP		ELSTON, Nick LNP		Total Exhausted	Total Formal
No.	Polling Booth	Votes	%	Votes	%	Votes	Votes
41	Cairns All-Districts Centre Pre-Poll	2	50.00	2	50.00	0	4
42	Electoral Visit	110	35.71	198	64.29	0	308
43	Hervey Bay All-Districts Centre Pre-poll	5	55.56	4	44.44	0	9
44	Mackay All-Districts Centre Pre-Poll	0	0.00	1	100.00	0	1
45	Maroochydore All-Districts Centre Pre-	3	23.08	10	76.92	0	13
46	Morayfield All-Districts Centre Pre-poll	4	44.44	5	55.56	0	9
47	Noosa All-Districts Centre Pre-Poll	2	50.00	2	50.00	0	4
48	Oodgeroo All-Districts Centre Pre-Poll	2	100.00	0	0.00	0	2
49	Redcliffe All-Districts Centre Pre-Poll	9	64.29	5	35.71	0	14
50	Southport All-Districts Centre Pre-Poll	1	12.50	7	87.50	0	8
51	Telephone Voting - Pre-poll	11	73.33	4	26.67	0	15
52	Townsville All-Districts Centre Pre-Poll	3	50.00	3	50.00	0	6
53	eAssist - Coorparoo Pre-Poll	3	60.00	2	40.00	0	5
54	Returning Officer Ferny Grove Pre-Poll	1,929	50.62	1,882	49.38	0	3,811
55	Returning Officer Algester Pre-Poll	0	0.00	0	0.00	0	0
56	Returning Officer Aspley Pre-Poll	18	60.00	12	40.00	0	30
57	Returning Officer Bancroft Pre-Poll	1	50.00	1	50.00	0	2
58	Returning Officer Barron River Pre-Poll	0	0.00	0	0.00	0	0
59	Returning Officer Bonney Pre-Poll	0	0.00	2	100.00	0	2
60	Returning Officer Broadwater Pre-Poll	0	0.00	0	0.00	0	0
61	Returning Officer Buderim Pre-Poll	1	100.00	0	0.00	0	1
62	Returning Officer Bulimba Pre-Poll	2	66.67	1	33.33	0	3
63	Returning Officer Bundaberg Pre-Poll	0	0.00	0	0.00	0	0
64	Returning Officer Bundamba Pre-Poll	0	0.00	1	100.00	0	1
65	Returning Officer Burdekin Pre-Poll	0	0.00	0	0.00	0	0
66	Returning Officer Burleigh Pre-Poll	1	100.00	0	0.00	0	1
67	Returning Officer Burnett Pre-Poll	0	0.00	0	0.00	0	0
68	Returning Officer Cairns Pre-Poll	0	0.00	0	0.00	0	0
69	Returning Officer Callide Pre-Poll	0	0.00	0	0.00	0	0
70	Returning Officer Caloundra Pre-Poll	3	30.00	7	70.00	0	10
71	Returning Officer Capalaba Pre-Poll	1	100.00	0	0.00	0	1
72	Returning Officer Chatsworth Pre-Poll	0	0.00	0	0.00	0	0
73	Returning Officer Clayfield Pre-Poll	4	44.44	5	55.56	0	9
74	Returning Officer Condamine Pre-Poll	0	0.00	1	100.00	0	1
75	Returning Officer Cook Pre-Poll	1	100.00	0	0.00	0	1
76	Returning Officer Coomera Pre-Poll	0	0.00	0	0.00	0	0
77	Returning Officer Cooper Pre-Poll	22	43.14	29	56.86	0	51
78	Returning Officer Currumbin Pre-Poll	1	100.00	0	0.00	0	1
79	Returning Officer Everton Pre-Poll	69	55.65	55	44.35	0	124
80	Returning Officer Gaven Pre-Poll	1	50.00	1	50.00	0	2

2017 State General Election

Two Candidate Preferred Results After Preferences By Booth

26. Ferny Grove						35,461
		FURNER, Mark ALP		ELSTON, Nick LNP		Total Exhausted	Total Formal
No.	Polling Booth	Votes	%	Votes	%	Votes	Votes
81	Returning Officer Gladstone Pre-Poll	2	66.67	1	33.33	0	3
82	Returning Officer Glass House Pre-Poll	0	0.00	0	0.00	0	0
83	Returning Officer Greenslopes Pre-Poll	1	100.00	0	0.00	0	1
84	Returning Officer Gregory Pre-Poll	2	100.00	0	0.00	0	2
85	Returning Officer Gympie Pre-Poll	2	100.00	0	0.00	0	2
86	Returning Officer Hervey Bay Pre-Poll	0	0.00	0	0.00	0	0
87	Returning Officer Hill Pre-Poll	1	100.00	0	0.00	0	1
88	Returning Officer Hinchinbrook Pre-Poll	1	50.00	1	50.00	0	2
89	Returning Officer Inala Pre-Poll	1	100.00	0	0.00	0	1
90	Returning Officer Ipswich Pre-Poll	3	60.00	2	40.00	0	5
91	Returning Officer Ipswich West Pre-Poll	0	0.00	0	0.00	0	0
92	Returning Officer Jordan Pre-Poll	1	25.00	3	75.00	0	4
93	Returning Officer Kawana Pre-Poll	1	100.00	0	0.00	0	1
94	Returning Officer Keppel Pre-Poll	1	100.00	0	0.00	0	1
95	Returning Officer Kurwongbah Pre-Poll	0	0.00	3	100.00	0	3
96	Returning Officer Lockyer Pre-Poll	0	0.00	0	0.00	0	0
97	Returning Officer Logan Pre-Poll	1	100.00	0	0.00	0	1
98	Returning Officer Lytton Pre-Poll	2	40.00	3	60.00	0	5
99	Returning Officer Macalister Pre-Poll	0	0.00	0	0.00	0	0
100	Returning Officer Mackay Pre-Poll	0	0.00	0	0.00	0	0
101	Returning Officer Maiwar Pre-Poll	8	66.67	4	33.33	0	12
102	Returning Officer Mansfield Pre-Poll	0	0.00	1	100.00	0	1
103	Returning Officer Maroochydore Pre-Poll	0	0.00	0	0.00	0	0
104	Returning Officer Maryborough Pre-Poll	1	100.00	0	0.00	0	1
105	Returning Officer Mcconnel Pre-Poll	18	56.25	14	43.75	0	32
106	Returning Officer Mermaid Beach Pre-Poll	2	100.00	0	0.00	0	2
107	Returning Officer Miller Pre-Poll	2	100.00	0	0.00	0	2
108	Returning Officer Mirani Pre-Poll	0	0.00	1	100.00	0	1
109	Returning Officer Moggill Pre-Poll	4	57.14	3	42.86	0	7
110	Returning Officer Morayfield Pre-Poll	0	0.00	0	0.00	0	0
111	Returning Officer Mount Ommaney Pre-	1	100.00	0	0.00	0	1
112	Returning Officer Mudgeeraba Pre-Poll	0	0.00	0	0.00	0	0
113	Returning Officer Mulgrave Pre-Poll	0	0.00	0	0.00	0	0
114	Returning Officer Mundingburra Pre-Poll	0	0.00	0	0.00	0	0
115	Returning Officer Murrumba Pre-Poll	6	100.00	0	0.00	0	6
116	Returning Officer Nanango Pre-Poll	1	100.00	0	0.00	0	1
117	Returning Officer Nicklin Pre-Poll	0	0.00	0	0.00	0	0
118	Returning Officer Ninderry Pre-Poll	0	0.00	0	0.00	0	0
119	Returning Officer Noosa Pre-Poll	0	0.00	0	0.00	0	0
120	Returning Officer Nudgee Pre-Poll	4	66.67	2	33.33	0	6

2017 State General Election

Two Candidate Preferred Results After Preferences By Booth

26. Ferny Grove						35,461
		FURNER, Mark ALP		ELSTON, Nick LNP		Total Exhausted	Total Formal
No.	Polling Booth	Votes	%	Votes	%	Votes	Votes
121	Returning Officer Oodgeroo Pre-Poll	0	0.00	0	0.00	0	0
122	Returning Officer Pine Rivers Pre-Poll	15	48.39	16	51.61	0	31
123	Returning Officer Pumicestone Pre-Poll	2	50.00	2	50.00	0	4
124	Returning Officer Redcliffe Pre-Poll	0	0.00	0	0.00	0	0
125	Returning Officer Redlands Pre-Poll	1	50.00	1	50.00	0	2
126	Returning Officer Rockhampton Pre-Poll	1	33.33	2	66.67	0	3
127	Returning Officer Sandgate Pre-Poll	6	66.67	3	33.33	0	9
128	Returning Officer Scenic Rim Pre-Poll	0	0.00	0	0.00	0	0
129	Returning Officer South Brisbane Pre-Poll	10	62.50	6	37.50	0	16
130	Returning Officer Southern Downs Pre-	0	0.00	0	0.00	0	0
131	Returning Officer Southport Pre-Poll	0	0.00	0	0.00	0	0
132	Returning Officer Springwood Pre-Poll	1	50.00	1	50.00	0	2
133	Returning Officer Stafford Pre-Poll	25	42.37	34	57.63	0	59
134	Returning Officer Stretton Pre-Poll	0	0.00	0	0.00	0	0
135	Returning Officer Surfers Paradise Pre-	0	0.00	0	0.00	0	0
136	Returning Officer Theodore Pre-Poll	1	100.00	0	0.00	0	1
137	Returning Officer Thuringowa Pre-Poll	0	0.00	0	0.00	0	0
138	Returning Officer Toohey Pre-Poll	0	0.00	0	0.00	0	0
139	Returning Officer Toowoomba North Pre-	0	0.00	1	100.00	0	1
140	Returning Officer Toowoomba South Pre-	0	0.00	0	0.00	0	0
141	Returning Officer Townsville Pre-Poll	0	0.00	0	0.00	0	0
142	Returning Officer Traeger Pre-Poll	0	0.00	1	100.00	0	1
143	Returning Officer Warrego Pre-Poll	0	0.00	0	0.00	0	0
144	Returning Officer Waterford Pre-Poll	0	0.00	0	0.00	0	0
145	Returning Officer Whitsunday Pre-Poll	0	0.00	0	0.00	0	0
146	Returning Officer Woodridge Pre-Poll	0	0.00	0	0.00	0	0
	Polling Booth Totals	**13,528**	**54.80**	**11,159**	**45.20**	**0**	**24,687**
301	Postal, Special Postal, Unenrolled Votes	2,369	52.93	2,107	47.07	0	4,476
302	Pre-Poll (In Person) Absent Votes	68	50.37	67	49.63	0	135
303	Polling Day Absent Votes	911	57.04	686	42.96	0	1,597
305	Declared Institution Votes	48	64.00	27	36.00	0	75
306	Polling Day Declaration Votes	47	50.00	47	50.00	0	94
308	Uncertain Identity	0	0.00	0	0.00	0	0
	Declaration Vote Totals	**3,443**	**53.99**	**2,934**	**46.01**	**0**	**6,377**
	Total Final Preference Votes	**16,971**	**54.63**	**14,093**	**45.37**	**0**	**31,064**

2017 State General Election

Two Candidate Preferred Results After Preferences By Booth

27. Gaven						32,785
		SCANLON, Meaghan ALP		CRAMP, Sid LNP		Total Exhausted	Total Formal
No.	Polling Booth	Votes	%	Votes	%	Votes	Votes
1	Carrara	955	44.61	1,186	55.39	0	2,141
2	Earle Haven	424	45.74	503	54.26	0	927
3	Gaven	176	51.61	165	48.39	0	341
4	Nerang PYC	1,278	54.38	1,072	45.62	0	2,350
5	Nerang Primary	408	55.59	326	44.41	0	734
6	Nerang West	1,256	53.58	1,088	46.42	0	2,344
7	Oxenford	51	47.22	57	52.78	0	108
8	Pacific Pines	1,549	55.84	1,225	44.16	0	2,774
9	William Duncan	1,343	54.95	1,101	45.05	0	2,444
10	Worongary	399	58.50	283	41.50	0	682
11	Brisbane CBD All-Districts Centre	1	16.67	5	83.33	0	6
12	Bundaberg All-Districts Centre	0	0.00	2	100.00	0	2
13	Burleigh All-Districts Centre	3	30.00	7	70.00	0	10
14	Cairns All-Districts Centre	1	100.00	0	0.00	0	1
15	East Brisbane All-Districts Centre	0	0.00	0	0.00	0	0
16	Hervey Bay All-Districts Centre	0	0.00	0	0.00	0	0
17	Mackay All-Districts Centre	0	0.00	0	0.00	0	0
18	Maroochydore All-Districts Centre	0	0.00	0	0.00	0	0
19	Morayfield All-Districts Centre	0	0.00	0	0.00	0	0
20	Noosa All-Districts Centre	0	0.00	0	0.00	0	0
21	Oodgeroo All-Districts Centre	0	0.00	0	0.00	0	0
22	Redcliffe All-Districts Centre	1	100.00	0	0.00	0	1
23	Southport All-Districts Centre	17	51.52	16	48.48	0	33
24	Telephone Voting	0	0.00	0	0.00	0	0
25	Townsville All-Districts Centre	0	0.00	0	0.00	0	0
26	Vulture Street All-Districts Centre	0	0.00	0	0.00	0	0
27	Woolloongabba All-Districts Centre	0	0.00	2	100.00	0	2
28	Brisbane CBD All-Districts Centre Pre-Poll	33	61.11	21	38.89	0	54
29	Bundaberg All-Districts Centre Pre-Poll	0	0.00	0	0.00	0	0
30	Burleigh All-Districts Centre Pre-Poll	114	44.36	143	55.64	0	257
31	Cairns All-Districts Centre Pre-Poll	0	0.00	2	100.00	0	2
32	Electoral Visit	16	44.44	20	55.56	0	36
33	Hervey Bay All-Districts Centre Pre-poll	1	20.00	4	80.00	0	5
34	Mackay All-Districts Centre Pre-Poll	5	100.00	0	0.00	0	5
35	Maroochydore All-Districts Centre Pre-	1	25.00	3	75.00	0	4
36	Morayfield All-Districts Centre Pre-poll	0	0.00	0	0.00	0	0
37	Noosa All-Districts Centre Pre-Poll	4	100.00	0	0.00	0	4
38	Oodgeroo All-Districts Centre Pre-Poll	1	100.00	0	0.00	0	1
39	Redcliffe All-Districts Centre Pre-Poll	0	0.00	1	100.00	0	1
40	Southport All-Districts Centre Pre-Poll	731	47.53	807	52.47	0	1,538

2017 State General Election

Two Candidate Preferred Results After Preferences By Booth

27. Gaven						32,785
		SCANLON, Meaghan ALP		CRAMP, Sid LNP		Total Exhausted	Total Formal
No.	Polling Booth	Votes	%	Votes	%	Votes	Votes
41	Telephone Voting - Pre-poll	3	42.86	4	57.14	0	7
42	Townsville All-Districts Centre Pre-Poll	2	50.00	2	50.00	0	4
43	eAssist - Coorparoo Pre-Poll	0	0.00	0	0.00	0	0
44	Returning Officer Gaven Pre-Poll	2,218	48.67	2,339	51.33	0	4,557
45	Returning Officer Algester Pre-Poll	0	0.00	0	0.00	0	0
46	Returning Officer Aspley Pre-Poll	1	100.00	0	0.00	0	1
47	Returning Officer Bancroft Pre-Poll	0	0.00	0	0.00	0	0
48	Returning Officer Barron River Pre-Poll	0	0.00	0	0.00	0	0
49	Returning Officer Bonney Pre-Poll	25	34.72	47	65.28	0	72
50	Returning Officer Broadwater Pre-Poll	38	36.19	67	63.81	0	105
51	Returning Officer Buderim Pre-Poll	1	100.00	0	0.00	0	1
52	Returning Officer Bulimba Pre-Poll	0	0.00	0	0.00	0	0
53	Returning Officer Bundaberg Pre-Poll	0	0.00	0	0.00	0	0
54	Returning Officer Bundamba Pre-Poll	0	0.00	0	0.00	0	0
55	Returning Officer Burdekin Pre-Poll	0	0.00	0	0.00	0	0
56	Returning Officer Burleigh Pre-Poll	0	0.00	0	0.00	0	0
57	Returning Officer Burnett Pre-Poll	0	0.00	0	0.00	0	0
58	Returning Officer Cairns Pre-Poll	0	0.00	0	0.00	0	0
59	Returning Officer Callide Pre-Poll	0	0.00	0	0.00	0	0
60	Returning Officer Caloundra Pre-Poll	0	0.00	0	0.00	0	0
61	Returning Officer Capalaba Pre-Poll	1	50.00	1	50.00	0	2
62	Returning Officer Chatsworth Pre-Poll	0	0.00	0	0.00	0	0
63	Returning Officer Clayfield Pre-Poll	0	0.00	1	100.00	0	1
64	Returning Officer Condamine Pre-Poll	0	0.00	0	0.00	0	0
65	Returning Officer Cook Pre-Poll	0	0.00	0	0.00	0	0
66	Returning Officer Coomera Pre-Poll	24	40.68	35	59.32	0	59
67	Returning Officer Cooper Pre-Poll	0	0.00	1	100.00	0	1
68	Returning Officer Currumbin Pre-Poll	9	47.37	10	52.63	0	19
69	Returning Officer Everton Pre-Poll	0	0.00	0	0.00	0	0
70	Returning Officer Ferny Grove Pre-Poll	0	0.00	1	100.00	0	1
71	Returning Officer Gladstone Pre-Poll	0	0.00	0	0.00	0	0
72	Returning Officer Glass House Pre-Poll	0	0.00	0	0.00	0	0
73	Returning Officer Greenslopes Pre-Poll	1	50.00	1	50.00	0	2
74	Returning Officer Gregory Pre-Poll	0	0.00	0	0.00	0	0
75	Returning Officer Gympie Pre-Poll	0	0.00	0	0.00	0	0
76	Returning Officer Hervey Bay Pre-Poll	0	0.00	0	0.00	0	0
77	Returning Officer Hill Pre-Poll	0	0.00	0	0.00	0	0
78	Returning Officer Hinchinbrook Pre-Poll	0	0.00	0	0.00	0	0
79	Returning Officer Inala Pre-Poll	2	100.00	0	0.00	0	2
80	Returning Officer Ipswich Pre-Poll	0	0.00	0	0.00	0	0

2017 State General Election

Two Candidate Preferred Results After Preferences By Booth

ELECTORAL COMMISSION QUEENSLAND

27. Gaven — 32,785

No.	Polling Booth	SCANLON, Meaghan ALP Votes	%	CRAMP, Sid LNP Votes	%	Total Exhausted Votes	Total Formal Votes
81	Returning Officer Ipswich West Pre-Poll	0	0.00	0	0.00	0	0
82	Returning Officer Jordan Pre-Poll	0	0.00	2	100.00	0	2
83	Returning Officer Kawana Pre-Poll	0	0.00	1	100.00	0	1
84	Returning Officer Keppel Pre-Poll	0	0.00	0	0.00	0	0
85	Returning Officer Kurwongbah Pre-Poll	0	0.00	0	0.00	0	0
86	Returning Officer Lockyer Pre-Poll	0	0.00	0	0.00	0	0
87	Returning Officer Logan Pre-Poll	0	0.00	1	100.00	0	1
88	Returning Officer Lytton Pre-Poll	1	50.00	1	50.00	0	2
89	Returning Officer Macalister Pre-Poll	0	0.00	0	0.00	0	0
90	Returning Officer Mackay Pre-Poll	0	0.00	0	0.00	0	0
91	Returning Officer Maiwar Pre-Poll	0	0.00	0	0.00	0	0
92	Returning Officer Mansfield Pre-Poll	1	100.00	0	0.00	0	1
93	Returning Officer Maroochydore Pre-Poll	0	0.00	0	0.00	0	0
94	Returning Officer Maryborough Pre-Poll	0	0.00	0	0.00	0	0
95	Returning Officer Mcconnel Pre-Poll	0	0.00	1	100.00	0	1
96	Returning Officer Mermaid Beach Pre-Poll	39	54.17	33	45.83	0	72
97	Returning Officer Miller Pre-Poll	0	0.00	0	0.00	0	0
98	Returning Officer Mirani Pre-Poll	0	0.00	0	0.00	0	0
99	Returning Officer Moggill Pre-Poll	0	0.00	0	0.00	0	0
100	Returning Officer Morayfield Pre-Poll	0	0.00	0	0.00	0	0
101	Returning Officer Mount Ommaney Pre-	0	0.00	0	0.00	0	0
102	Returning Officer Mudgeeraba Pre-Poll	78	46.43	90	53.57	0	168
103	Returning Officer Mulgrave Pre-Poll	0	0.00	0	0.00	0	0
104	Returning Officer Mundingburra Pre-Poll	0	0.00	0	0.00	0	0
105	Returning Officer Murrumba Pre-Poll	1	100.00	0	0.00	0	1
106	Returning Officer Nanango Pre-Poll	0	0.00	0	0.00	0	0
107	Returning Officer Nicklin Pre-Poll	0	0.00	0	0.00	0	0
108	Returning Officer Ninderry Pre-Poll	0	0.00	0	0.00	0	0
109	Returning Officer Noosa Pre-Poll	0	0.00	0	0.00	0	0
110	Returning Officer Nudgee Pre-Poll	0	0.00	1	100.00	0	1
111	Returning Officer Oodgeroo Pre-Poll	0	0.00	0	0.00	0	0
112	Returning Officer Pine Rivers Pre-Poll	0	0.00	0	0.00	0	0
113	Returning Officer Pumicestone Pre-Poll	1	33.33	2	66.67	0	3
114	Returning Officer Redcliffe Pre-Poll	0	0.00	0	0.00	0	0
115	Returning Officer Redlands Pre-Poll	0	0.00	0	0.00	0	0
116	Returning Officer Rockhampton Pre-Poll	1	50.00	1	50.00	0	2
117	Returning Officer Sandgate Pre-Poll	2	100.00	0	0.00	0	2
118	Returning Officer Scenic Rim Pre-Poll	3	75.00	1	25.00	0	4
119	Returning Officer South Brisbane Pre-Poll	6	54.55	5	45.45	0	11
120	Returning Officer Southern Downs Pre-	1	50.00	1	50.00	0	2

2017 State General Election

Two Candidate Preferred Results After Preferences By Booth

27. Gaven						32,785
		SCANLON, Meaghan ALP		CRAMP, Sid LNP		Total Exhausted	Total Formal
No.	Polling Booth	Votes	%	Votes	%	Votes	Votes
121	Returning Officer Southport Pre-Poll	0	0.00	0	0.00	0	0
122	Returning Officer Springwood Pre-Poll	7	58.33	5	41.67	0	12
123	Returning Officer Stafford Pre-Poll	1	100.00	0	0.00	0	1
124	Returning Officer Stretton Pre-Poll	0	0.00	0	0.00	0	0
125	Returning Officer Surfers Paradise Pre-	33	42.86	44	57.14	0	77
126	Returning Officer Theodore Pre-Poll	16	33.33	32	66.67	0	48
127	Returning Officer Thuringowa Pre-Poll	0	0.00	0	0.00	0	0
128	Returning Officer Toohey Pre-Poll	1	50.00	1	50.00	0	2
129	Returning Officer Toowoomba North Pre-	0	0.00	3	100.00	0	3
130	Returning Officer Toowoomba South Pre-	0	0.00	1	100.00	0	1
131	Returning Officer Townsville Pre-Poll	0	0.00	0	0.00	0	0
132	Returning Officer Traeger Pre-Poll	0	0.00	0	0.00	0	0
133	Returning Officer Warrego Pre-Poll	1	50.00	1	50.00	0	2
134	Returning Officer Waterford Pre-Poll	0	0.00	0	0.00	0	0
135	Returning Officer Whitsunday Pre-Poll	0	0.00	1	100.00	0	1
136	Returning Officer Woodridge Pre-Poll	1	33.33	2	66.67	0	3
	Polling Booth Totals	**11,287**	**51.15**	**10,778**	**48.85**	**0**	**22,065**
301	Postal, Special Postal, Unenrolled Votes	1,155	44.54	1,438	55.46	0	2,593
302	Pre-Poll (In Person) Absent Votes	30	40.54	44	59.46	0	74
303	Polling Day Absent Votes	870	55.45	699	44.55	0	1,569
305	Declared Institution Votes	31	39.74	47	60.26	0	78
306	Polling Day Declaration Votes	57	55.34	46	44.66	0	103
308	Uncertain Identity	0	0.00	0	0.00	0	0
	Declaration Vote Totals	**2,143**	**48.52**	**2,274**	**51.48**	**0**	**4,417**
	Total Final Preference Votes	**13,430**	**50.71**	**13,052**	**49.29**	**0**	**26,482**

2017 State General Election

Two Candidate Preferred Results After Preferences By Booth

28. Gladstone						32,216
		BUTCHER, Glenn ALP		LOHSE, Amy ONP		Total Exhausted	Total Formal
No.	Polling Booth	Votes	%	Votes	%	Votes	Votes
1	Ambrose	78	47.85	85	52.15	0	163
2	Benaraby	304	62.42	183	37.58	0	487
3	Boyne Island	1,363	64.29	757	35.71	0	2,120
4	Calliope	178	61.59	111	38.41	0	289
5	Chanel	538	76.64	164	23.36	0	702
6	Clinton	1,540	71.86	603	28.14	0	2,143
7	Gladstone Central	756	74.26	262	25.74	0	1,018
8	Gladstone South	1,045	73.54	376	26.46	0	1,421
9	Gladstone West	725	77.13	215	22.87	0	940
10	Kin Kora	1,287	75.84	410	24.16	0	1,697
11	Mount Larcom	167	51.70	156	48.30	0	323
12	Seaview	696	73.11	256	26.89	0	952
13	Tannum Sands	904	66.57	454	33.43	0	1,358
14	Yarroon Street	312	74.82	105	25.18	0	417
15	Yarwun	93	60.00	62	40.00	0	155
16	Brisbane CBD All-Districts Centre	10	62.50	6	37.50	0	16
17	Bundaberg All-Districts Centre	1	50.00	1	50.00	0	2
18	Burleigh All-Districts Centre	0	0.00	0	0.00	0	0
19	Cairns All-Districts Centre	0	0.00	0	0.00	0	0
20	East Brisbane All-Districts Centre	0	0.00	0	0.00	0	0
21	Hervey Bay All-Districts Centre	2	100.00	0	0.00	0	2
22	Mackay All-Districts Centre	0	0.00	0	0.00	0	0
23	Maroochydore All-Districts Centre	0	0.00	2	100.00	0	2
24	Morayfield All-Districts Centre	0	0.00	0	0.00	0	0
25	Noosa All-Districts Centre	0	0.00	0	0.00	0	0
26	Oodgeroo All-Districts Centre	0	0.00	0	0.00	0	0
27	Redcliffe All-Districts Centre	0	0.00	0	0.00	0	0
28	Southport All-Districts Centre	1	100.00	0	0.00	0	1
29	Telephone Voting	1	50.00	1	50.00	0	2
30	Townsville All-Districts Centre	0	0.00	0	0.00	0	0
31	Vulture Street All-Districts Centre	0	0.00	0	0.00	0	0
32	Woolloongabba All-Districts Centre	0	0.00	0	0.00	0	0
33	Brisbane CBD All-Districts Centre Pre-Poll	36	73.47	13	26.53	0	49
34	Bundaberg All-Districts Centre Pre-Poll	16	53.33	14	46.67	0	30
35	Burleigh All-Districts Centre Pre-Poll	2	33.33	4	66.67	0	6
36	Cairns All-Districts Centre Pre-Poll	2	28.57	5	71.43	0	7
37	Electoral Visit	94	81.03	22	18.97	0	116
38	Hervey Bay All-Districts Centre Pre-poll	12	54.55	10	45.45	0	22
39	Mackay All-Districts Centre Pre-Poll	19	90.48	2	9.52	0	21
40	Maroochydore All-Districts Centre Pre-	16	69.57	7	30.43	0	23

2017 State General Election

Two Candidate Preferred Results After Preferences By Booth

28. Gladstone 32,216

No.	Polling Booth	BUTCHER, Glenn ALP Votes	%	LOHSE, Amy ONP Votes	%	Total Exhausted Votes	Total Formal Votes
41	Morayfield All-Districts Centre Pre-poll	3	60.00	2	40.00	0	5
42	Noosa All-Districts Centre Pre-Poll	5	83.33	1	16.67	0	6
43	Oodgeroo All-Districts Centre Pre-Poll	2	50.00	2	50.00	0	4
44	Redcliffe All-Districts Centre Pre-Poll	4	80.00	1	20.00	0	5
45	Southport All-Districts Centre Pre-Poll	2	33.33	4	66.67	0	6
46	Telephone Voting - Pre-poll	1	33.33	2	66.67	0	3
47	Townsville All-Districts Centre Pre-Poll	3	60.00	2	40.00	0	5
48	eAssist - Coorparoo Pre-Poll	0	0.00	0	0.00	0	0
49	Returning Officer Gladstone Pre-Poll	7,274	72.59	2,746	27.41	0	10,020
50	Returning Officer Algester Pre-Poll	0	0.00	0	0.00	0	0
51	Returning Officer Aspley Pre-Poll	0	0.00	0	0.00	0	0
52	Returning Officer Bancroft Pre-Poll	3	100.00	0	0.00	0	3
53	Returning Officer Barron River Pre-Poll	0	0.00	1	100.00	0	1
54	Returning Officer Bonney Pre-Poll	0	0.00	0	0.00	0	0
55	Returning Officer Broadwater Pre-Poll	1	50.00	1	50.00	0	2
56	Returning Officer Buderim Pre-Poll	1	100.00	0	0.00	0	1
57	Returning Officer Bulimba Pre-Poll	0	0.00	0	0.00	0	0
58	Returning Officer Bundaberg Pre-Poll	0	0.00	0	0.00	0	0
59	Returning Officer Bundamba Pre-Poll	2	66.67	1	33.33	0	3
60	Returning Officer Burdekin Pre-Poll	2	100.00	0	0.00	0	2
61	Returning Officer Burleigh Pre-Poll	0	0.00	0	0.00	0	0
62	Returning Officer Burnett Pre-Poll	0	0.00	0	0.00	0	0
63	Returning Officer Cairns Pre-Poll	0	0.00	0	0.00	0	0
64	Returning Officer Callide Pre-Poll	1	33.33	2	66.67	0	3
65	Returning Officer Caloundra Pre-Poll	3	60.00	2	40.00	0	5
66	Returning Officer Capalaba Pre-Poll	1	100.00	0	0.00	0	1
67	Returning Officer Chatsworth Pre-Poll	1	50.00	1	50.00	0	2
68	Returning Officer Clayfield Pre-Poll	0	0.00	1	100.00	0	1
69	Returning Officer Condamine Pre-Poll	3	100.00	0	0.00	0	3
70	Returning Officer Cook Pre-Poll	1	50.00	1	50.00	0	2
71	Returning Officer Coomera Pre-Poll	0	0.00	1	100.00	0	1
72	Returning Officer Cooper Pre-Poll	0	0.00	0	0.00	0	0
73	Returning Officer Currumbin Pre-Poll	2	100.00	0	0.00	0	2
74	Returning Officer Everton Pre-Poll	0	0.00	0	0.00	0	0
75	Returning Officer Ferny Grove Pre-Poll	0	0.00	0	0.00	0	0
76	Returning Officer Gaven Pre-Poll	2	100.00	0	0.00	0	2
77	Returning Officer Glass House Pre-Poll	1	100.00	0	0.00	0	1
78	Returning Officer Greenslopes Pre-Poll	2	100.00	0	0.00	0	2
79	Returning Officer Gregory Pre-Poll	0	0.00	2	100.00	0	2
80	Returning Officer Gympie Pre-Poll	1	33.33	2	66.67	0	3

2017 State General Election

Two Candidate Preferred Results After Preferences By Booth

28. Gladstone							32,216
		BUTCHER, Glenn ALP		LOHSE, Amy ONP		Total Exhausted	Total Formal
No.	Polling Booth	Votes	%	Votes	%	Votes	Votes
81	Returning Officer Hervey Bay Pre-Poll	0	0.00	0	0.00	0	0
82	Returning Officer Hill Pre-Poll	2	100.00	0	0.00	0	2
83	Returning Officer Hinchinbrook Pre-Poll	1	100.00	0	0.00	0	1
84	Returning Officer Inala Pre-Poll	0	0.00	0	0.00	0	0
85	Returning Officer Ipswich Pre-Poll	2	66.67	1	33.33	0	3
86	Returning Officer Ipswich West Pre-Poll	0	0.00	0	0.00	0	0
87	Returning Officer Jordan Pre-Poll	3	50.00	3	50.00	0	6
88	Returning Officer Kawana Pre-Poll	0	0.00	2	100.00	0	2
89	Returning Officer Keppel Pre-Poll	5	50.00	5	50.00	0	10
90	Returning Officer Kurwongbah Pre-Poll	0	0.00	0	0.00	0	0
91	Returning Officer Lockyer Pre-Poll	1	100.00	0	0.00	0	1
92	Returning Officer Logan Pre-Poll	1	100.00	0	0.00	0	1
93	Returning Officer Lytton Pre-Poll	2	66.67	1	33.33	0	3
94	Returning Officer Macalister Pre-Poll	0	0.00	0	0.00	0	0
95	Returning Officer Mackay Pre-Poll	0	0.00	0	0.00	0	0
96	Returning Officer Maiwar Pre-Poll	2	100.00	0	0.00	0	2
97	Returning Officer Mansfield Pre-Poll	2	100.00	0	0.00	0	2
98	Returning Officer Maroochydore Pre-Poll	0	0.00	0	0.00	0	0
99	Returning Officer Maryborough Pre-Poll	8	66.67	4	33.33	0	12
100	Returning Officer Mcconnel Pre-Poll	2	50.00	2	50.00	0	4
101	Returning Officer Mermaid Beach Pre-Poll	0	0.00	0	0.00	0	0
102	Returning Officer Miller Pre-Poll	0	0.00	0	0.00	0	0
103	Returning Officer Mirani Pre-Poll	0	0.00	0	0.00	0	0
104	Returning Officer Moggill Pre-Poll	0	0.00	1	100.00	0	1
105	Returning Officer Morayfield Pre-Poll	0	0.00	0	0.00	0	0
106	Returning Officer Mount Ommaney Pre-	2	100.00	0	0.00	0	2
107	Returning Officer Mudgeeraba Pre-Poll	0	0.00	0	0.00	0	0
108	Returning Officer Mulgrave Pre-Poll	0	0.00	0	0.00	0	0
109	Returning Officer Mundingburra Pre-Poll	0	0.00	0	0.00	0	0
110	Returning Officer Murrumba Pre-Poll	1	50.00	1	50.00	0	2
111	Returning Officer Nanango Pre-Poll	1	33.33	2	66.67	0	3
112	Returning Officer Nicklin Pre-Poll	0	0.00	2	100.00	0	2
113	Returning Officer Ninderry Pre-Poll	0	0.00	0	0.00	0	0
114	Returning Officer Noosa Pre-Poll	0	0.00	0	0.00	0	0
115	Returning Officer Nudgee Pre-Poll	4	100.00	0	0.00	0	4
116	Returning Officer Oodgeroo Pre-Poll	0	0.00	0	0.00	0	0
117	Returning Officer Pine Rivers Pre-Poll	4	57.14	3	42.86	0	7
118	Returning Officer Pumicestone Pre-Poll	0	0.00	0	0.00	0	0
119	Returning Officer Redcliffe Pre-Poll	0	0.00	0	0.00	0	0
120	Returning Officer Redlands Pre-Poll	0	0.00	0	0.00	0	0

2017 State General Election

Two Candidate Preferred Results After Preferences By Booth

28. Gladstone							32,216
		BUTCHER, Glenn ALP		LOHSE, Amy ONP		Total Exhausted	Total Formal
No.	Polling Booth	Votes	%	Votes	%	Votes	Votes
121	Returning Officer Rockhampton Pre-Poll	19	51.35	18	48.65	0	37
122	Returning Officer Sandgate Pre-Poll	0	0.00	1	100.00	0	1
123	Returning Officer Scenic Rim Pre-Poll	1	50.00	1	50.00	0	2
124	Returning Officer South Brisbane Pre-Poll	7	77.78	2	22.22	0	9
125	Returning Officer Southern Downs Pre-	0	0.00	0	0.00	0	0
126	Returning Officer Southport Pre-Poll	0	0.00	0	0.00	0	0
127	Returning Officer Springwood Pre-Poll	1	100.00	0	0.00	0	1
128	Returning Officer Stafford Pre-Poll	1	100.00	0	0.00	0	1
129	Returning Officer Stretton Pre-Poll	0	0.00	0	0.00	0	0
130	Returning Officer Surfers Paradise Pre-	0	0.00	1	100.00	0	1
131	Returning Officer Theodore Pre-Poll	0	0.00	0	0.00	0	0
132	Returning Officer Thuringowa Pre-Poll	0	0.00	0	0.00	0	0
133	Returning Officer Toohey Pre-Poll	0	0.00	0	0.00	0	0
134	Returning Officer Toowoomba North Pre-	5	83.33	1	16.67	0	6
135	Returning Officer Toowoomba South Pre-	3	75.00	1	25.00	0	4
136	Returning Officer Townsville Pre-Poll	0	0.00	0	0.00	0	0
137	Returning Officer Traeger Pre-Poll	1	100.00	0	0.00	0	1
138	Returning Officer Warrego Pre-Poll	2	100.00	0	0.00	0	2
139	Returning Officer Waterford Pre-Poll	0	0.00	0	0.00	0	0
140	Returning Officer Whitsunday Pre-Poll	1	100.00	0	0.00	0	1
141	Returning Officer Woodridge Pre-Poll	1	33.33	2	66.67	0	3
	Polling Booth Totals	**17,604**	**71.22**	**7,115**	**28.78**	**0**	**24,719**
301	Postal, Special Postal, Unenrolled Votes	612	65.11	328	34.89	0	940
302	Pre-Poll (In Person) Absent Votes	112	56.85	85	43.15	0	197
303	Polling Day Absent Votes	625	65.58	328	34.42	0	953
305	Declared Institution Votes	12	60.00	8	40.00	0	20
306	Polling Day Declaration Votes	63	73.26	23	26.74	0	86
308	Uncertain Identity	0	0.00	0	0.00	0	0
	Declaration Vote Totals	**1,424**	**64.85**	**772**	**35.15**	**0**	**2,196**
	Total Final Preference Votes	**19,028**	**70.70**	**7,887**	**29.30**	**0**	**26,915**

2017 State General Election

Two Candidate Preferred Results After Preferences By Booth

29. Glass House						33,365
		POWELL, Andrew LNP		HAMPSTEAD, Brent ALP		Total Exhausted	Total Formal
No.	Polling Booth	Votes	%	Votes	%	Votes	Votes
1	Beerburrum	203	47.76	222	52.24	0	425
2	Beerwah	441	49.55	449	50.45	0	890
3	Caboolture	90	56.25	70	43.75	0	160
4	Caboolture East	26	44.07	33	55.93	0	59
5	Caboolture West	51	45.95	60	54.05	0	111
6	Conondale	142	39.44	218	60.56	0	360
7	Dayboro	146	51.77	136	48.23	0	282
8	Elimbah	496	50.10	494	49.90	0	990
9	Eudlo	250	43.33	327	56.67	0	577
10	Glass House Mountains	973	52.79	870	47.21	0	1,843
11	Glenview	50	48.08	54	51.92	0	104
12	Landsborough	151	53.17	133	46.83	0	284
13	Maleny	802	49.45	820	50.55	0	1,622
14	Mapleton	165	51.72	154	48.28	0	319
15	Montville	335	56.68	256	43.32	0	591
16	Mooloolah	648	46.06	759	53.94	0	1,407
17	Morayfield	53	51.46	50	48.54	0	103
18	Morayfield West	237	48.27	254	51.73	0	491
19	Mount Mee	199	59.05	138	40.95	0	337
20	Palmwoods	194	55.75	154	44.25	0	348
21	Peachester	378	54.86	311	45.14	0	689
22	Upper Caboolture	279	56.36	216	43.64	0	495
23	Wamuran	853	56.34	661	43.66	0	1,514
24	Witta	200	45.56	239	54.44	0	439
25	Woodford	1,149	54.74	950	45.26	0	2,099
26	Brisbane CBD All-Districts Centre	3	30.00	7	70.00	0	10
27	Bundaberg All-Districts Centre	0	0.00	1	100.00	0	1
28	Burleigh All-Districts Centre	1	100.00	0	0.00	0	1
29	Cairns All-Districts Centre	0	0.00	0	0.00	0	0
30	East Brisbane All-Districts Centre	1	12.50	7	87.50	0	8
31	Hervey Bay All-Districts Centre	0	0.00	0	0.00	0	0
32	Mackay All-Districts Centre	0	0.00	1	100.00	0	1
33	Maroochydore All-Districts Centre	6	50.00	6	50.00	0	12
34	Morayfield All-Districts Centre	14	51.85	13	48.15	0	27
35	Noosa All-Districts Centre	1	50.00	1	50.00	0	2
36	Oodgeroo All-Districts Centre	0	0.00	1	100.00	0	1
37	Redcliffe All-Districts Centre	2	66.67	1	33.33	0	3
38	Southport All-Districts Centre	0	0.00	0	0.00	0	0
39	Telephone Voting	0	0.00	4	100.00	0	4
40	Townsville All-Districts Centre	0	0.00	0	0.00	0	0

2017 State General Election

Two Candidate Preferred Results After Preferences By Booth

29. Glass House						33,365
		POWELL, Andrew LNP		HAMPSTEAD, Brent ALP		Total Exhausted	Total Formal
No.	Polling Booth	Votes	%	Votes	%	Votes	Votes
41	Vulture Street All-Districts Centre	1	25.00	3	75.00	0	4
42	Woolloongabba All-Districts Centre	0	0.00	1	100.00	0	1
43	Brisbane CBD All-Districts Centre Pre-Poll	39	45.88	46	54.12	0	85
44	Bundaberg All-Districts Centre Pre-Poll	3	42.86	4	57.14	0	7
45	Burleigh All-Districts Centre Pre-Poll	2	50.00	2	50.00	0	4
46	Cairns All-Districts Centre Pre-Poll	6	66.67	3	33.33	0	9
47	Electoral Visit	35	62.50	21	37.50	0	56
48	Hervey Bay All-Districts Centre Pre-poll	0	0.00	2	100.00	0	2
49	Mackay All-Districts Centre Pre-Poll	3	42.86	4	57.14	0	7
50	Maroochydore All-Districts Centre Pre-	102	45.95	120	54.05	0	222
51	Morayfield All-Districts Centre Pre-poll	899	52.33	819	47.67	0	1,718
52	Noosa All-Districts Centre Pre-Poll	4	57.14	3	42.86	0	7
53	Oodgeroo All-Districts Centre Pre-Poll	0	0.00	1	100.00	0	1
54	Redcliffe All-Districts Centre Pre-Poll	15	51.72	14	48.28	0	29
55	Southport All-Districts Centre Pre-Poll	1	33.33	2	66.67	0	3
56	Telephone Voting - Pre-poll	3	60.00	2	40.00	0	5
57	Townsville All-Districts Centre Pre-Poll	6	60.00	4	40.00	0	10
58	eAssist - Coorparoo Pre-Poll	0	0.00	0	0.00	0	0
59	Maleny Pre-Poll	1,299	53.37	1,135	46.63	0	2,434
60	Returning Officer Glass House Pre-Poll	1,036	57.59	763	42.41	0	1,799
61	Returning Officer Algester Pre-Poll	0	0.00	0	0.00	0	0
62	Returning Officer Aspley Pre-Poll	3	27.27	8	72.73	0	11
63	Returning Officer Bancroft Pre-Poll	9	64.29	5	35.71	0	14
64	Returning Officer Barron River Pre-Poll	0	0.00	1	100.00	0	1
65	Returning Officer Bonney Pre-Poll	0	0.00	0	0.00	0	0
66	Returning Officer Broadwater Pre-Poll	0	0.00	0	0.00	0	0
67	Returning Officer Buderim Pre-Poll	37	58.73	26	41.27	0	63
68	Returning Officer Bulimba Pre-Poll	1	50.00	1	50.00	0	2
69	Returning Officer Bundaberg Pre-Poll	0	0.00	0	0.00	0	0
70	Returning Officer Bundamba Pre-Poll	0	0.00	0	0.00	0	0
71	Returning Officer Burdekin Pre-Poll	0	0.00	0	0.00	0	0
72	Returning Officer Burleigh Pre-Poll	0	0.00	0	0.00	0	0
73	Returning Officer Burnett Pre-Poll	0	0.00	0	0.00	0	0
74	Returning Officer Cairns Pre-Poll	0	0.00	0	0.00	0	0
75	Returning Officer Callide Pre-Poll	0	0.00	0	0.00	0	0
76	Returning Officer Caloundra Pre-Poll	127	64.47	70	35.53	0	197
77	Returning Officer Capalaba Pre-Poll	0	0.00	0	0.00	0	0
78	Returning Officer Chatsworth Pre-Poll	0	0.00	0	0.00	0	0
79	Returning Officer Clayfield Pre-Poll	2	50.00	2	50.00	0	4
80	Returning Officer Condamine Pre-Poll	0	0.00	0	0.00	0	0

2017 State General Election

Two Candidate Preferred Results After Preferences By Booth

29. Glass House						33,365
		POWELL, Andrew LNP		HAMPSTEAD, Brent ALP		Total Exhausted	Total Formal
No.	Polling Booth	Votes	%	Votes	%	Votes	Votes
81	Returning Officer Cook Pre-Poll	0	0.00	0	0.00	0	0
82	Returning Officer Coomera Pre-Poll	0	0.00	0	0.00	0	0
83	Returning Officer Cooper Pre-Poll	0	0.00	0	0.00	0	0
84	Returning Officer Currumbin Pre-Poll	2	100.00	0	0.00	0	2
85	Returning Officer Everton Pre-Poll	1	100.00	0	0.00	0	1
86	Returning Officer Ferny Grove Pre-Poll	3	60.00	2	40.00	0	5
87	Returning Officer Gaven Pre-Poll	0	0.00	1	100.00	0	1
88	Returning Officer Gladstone Pre-Poll	2	66.67	1	33.33	0	3
89	Returning Officer Greenslopes Pre-Poll	1	33.33	2	66.67	0	3
90	Returning Officer Gregory Pre-Poll	0	0.00	2	100.00	0	2
91	Returning Officer Gympie Pre-Poll	2	50.00	2	50.00	0	4
92	Returning Officer Hervey Bay Pre-Poll	0	0.00	0	0.00	0	0
93	Returning Officer Hill Pre-Poll	0	0.00	0	0.00	0	0
94	Returning Officer Hinchinbrook Pre-Poll	2	100.00	0	0.00	0	2
95	Returning Officer Inala Pre-Poll	0	0.00	1	100.00	0	1
96	Returning Officer Ipswich Pre-Poll	0	0.00	3	100.00	0	3
97	Returning Officer Ipswich West Pre-Poll	0	0.00	0	0.00	0	0
98	Returning Officer Jordan Pre-Poll	0	0.00	0	0.00	0	0
99	Returning Officer Kawana Pre-Poll	28	66.67	14	33.33	0	42
100	Returning Officer Keppel Pre-Poll	3	75.00	1	25.00	0	4
101	Returning Officer Kurwongbah Pre-Poll	25	65.79	13	34.21	0	38
102	Returning Officer Lockyer Pre-Poll	2	66.67	1	33.33	0	3
103	Returning Officer Logan Pre-Poll	0	0.00	1	100.00	0	1
104	Returning Officer Lytton Pre-Poll	1	16.67	5	83.33	0	6
105	Returning Officer Macalister Pre-Poll	0	0.00	0	0.00	0	0
106	Returning Officer Mackay Pre-Poll	0	0.00	0	0.00	0	0
107	Returning Officer Maiwar Pre-Poll	2	66.67	1	33.33	0	3
108	Returning Officer Mansfield Pre-Poll	0	0.00	1	100.00	0	1
109	Returning Officer Maroochydore Pre-Poll	0	0.00	0	0.00	0	0
110	Returning Officer Maryborough Pre-Poll	0	0.00	2	100.00	0	2
111	Returning Officer Mcconnel Pre-Poll	0	0.00	0	0.00	0	0
112	Returning Officer Mermaid Beach Pre-Poll	0	0.00	0	0.00	0	0
113	Returning Officer Miller Pre-Poll	0	0.00	0	0.00	0	0
114	Returning Officer Mirani Pre-Poll	0	0.00	0	0.00	0	0
115	Returning Officer Moggill Pre-Poll	1	50.00	1	50.00	0	2
116	Returning Officer Morayfield Pre-Poll	0	0.00	0	0.00	0	0
117	Returning Officer Mount Ommaney Pre-	0	0.00	0	0.00	0	0
118	Returning Officer Mudgeeraba Pre-Poll	0	0.00	0	0.00	0	0
119	Returning Officer Mulgrave Pre-Poll	0	0.00	0	0.00	0	0
120	Returning Officer Mundingburra Pre-Poll	0	0.00	0	0.00	0	0

2017 State General Election

Two Candidate Preferred Results After Preferences By Booth

29. Glass House						33,365
		POWELL, Andrew LNP		HAMPSTEAD, Brent ALP		Total Exhausted	Total Formal
No.	Polling Booth	Votes	%	Votes	%	Votes	Votes
121	Returning Officer Murrumba Pre-Poll	10	50.00	10	50.00	0	20
122	Returning Officer Nanango Pre-Poll	1	100.00	0	0.00	0	1
123	Returning Officer Nicklin Pre-Poll	128	56.89	97	43.11	0	225
124	Returning Officer Ninderry Pre-Poll	4	66.67	2	33.33	0	6
125	Returning Officer Noosa Pre-Poll	0	0.00	0	0.00	0	0
126	Returning Officer Nudgee Pre-Poll	1	50.00	1	50.00	0	2
127	Returning Officer Oodgeroo Pre-Poll	0	0.00	0	0.00	0	0
128	Returning Officer Pine Rivers Pre-Poll	19	55.88	15	44.12	0	34
129	Returning Officer Pumicestone Pre-Poll	176	61.75	109	38.25	0	285
130	Returning Officer Redcliffe Pre-Poll	0	0.00	0	0.00	0	0
131	Returning Officer Redlands Pre-Poll	0	0.00	1	100.00	0	1
132	Returning Officer Rockhampton Pre-Poll	0	0.00	2	100.00	0	2
133	Returning Officer Sandgate Pre-Poll	4	44.44	5	55.56	0	9
134	Returning Officer Scenic Rim Pre-Poll	0	0.00	0	0.00	0	0
135	Returning Officer South Brisbane Pre-Poll	0	0.00	2	100.00	0	2
136	Returning Officer Southern Downs Pre-	2	66.67	1	33.33	0	3
137	Returning Officer Southport Pre-Poll	0	0.00	0	0.00	0	0
138	Returning Officer Springwood Pre-Poll	3	75.00	1	25.00	0	4
139	Returning Officer Stafford Pre-Poll	1	25.00	3	75.00	0	4
140	Returning Officer Stretton Pre-Poll	0	0.00	0	0.00	0	0
141	Returning Officer Surfers Paradise Pre-	1	100.00	0	0.00	0	1
142	Returning Officer Theodore Pre-Poll	0	0.00	0	0.00	0	0
143	Returning Officer Thuringowa Pre-Poll	0	0.00	0	0.00	0	0
144	Returning Officer Toohey Pre-Poll	0	0.00	0	0.00	0	0
145	Returning Officer Toowoomba North Pre-	0	0.00	0	0.00	0	0
146	Returning Officer Toowoomba South Pre-	2	100.00	0	0.00	0	2
147	Returning Officer Townsville Pre-Poll	1	50.00	1	50.00	0	2
148	Returning Officer Traeger Pre-Poll	3	100.00	0	0.00	0	3
149	Returning Officer Warrego Pre-Poll	0	0.00	2	100.00	0	2
150	Returning Officer Waterford Pre-Poll	0	0.00	0	0.00	0	0
151	Returning Officer Whitsunday Pre-Poll	1	100.00	0	0.00	0	1
152	Returning Officer Woodridge Pre-Poll	0	0.00	1	100.00	0	1
	Polling Booth Totals	**12,604**	**52.42**	**11,439**	**47.58**	**0**	**24,043**
301	Postal, Special Postal, Unenrolled Votes	1,998	61.80	1,235	38.20	0	3,233
302	Pre-Poll (In Person) Absent Votes	68	62.39	41	37.61	0	109
303	Polling Day Absent Votes	631	50.36	622	49.64	0	1,253
305	Declared Institution Votes	46	57.50	34	42.50	0	80
306	Polling Day Declaration Votes	26	47.27	29	52.73	0	55
308	Uncertain Identity	0	0.00	0	0.00	0	0
	Declaration Vote Totals	**2,769**	**58.54**	**1,961**	**41.46**	**0**	**4,730**
	Total Final Preference Votes	**15,373**	**53.43**	**13,400**	**46.57**	**0**	**28,773**

2017 State General Election

Two Candidate Preferred Results After Preferences By Booth

30. Greenslopes						35,771
		KELLY, Joe ALP		KAYE, Ian LNP		Total Exhausted	Total Formal
No.	Polling Booth	Votes	%	Votes	%	Votes	Votes
1	Camp Hill	839	57.39	623	42.61	0	1,462
2	Cavendish Road	1,200	62.14	731	37.86	0	1,931
3	Coorparoo	1,567	67.22	764	32.78	0	2,331
4	Coorparoo South	1,195	55.74	949	44.26	0	2,144
5	Greenslopes	1,630	68.86	737	31.14	0	2,367
6	Marshall Road	761	58.67	536	41.33	0	1,297
7	Mt Gravatt	769	59.89	515	40.11	0	1,284
8	Mt Gravatt West	152	63.07	89	36.93	0	241
9	Norman Park	238	59.95	159	40.05	0	397
10	Seville Road	805	70.43	338	29.57	0	1,143
11	South Coorparoo	665	46.70	759	53.30	0	1,424
12	St Matthews	615	59.71	415	40.29	0	1,030
13	Stones Corner	172	77.13	51	22.87	0	223
14	West Coorparoo	814	66.29	414	33.71	0	1,228
15	Brisbane CBD All-Districts Centre	70	70.71	29	29.29	0	99
16	Bundaberg All-Districts Centre	0	0.00	0	0.00	0	0
17	Burleigh All-Districts Centre	3	60.00	2	40.00	0	5
18	Cairns All-Districts Centre	0	0.00	0	0.00	0	0
19	East Brisbane All-Districts Centre	30	56.60	23	43.40	0	53
20	Hervey Bay All-Districts Centre	0	0.00	0	0.00	0	0
21	Mackay All-Districts Centre	1	100.00	0	0.00	0	1
22	Maroochydore All-Districts Centre	0	0.00	2	100.00	0	2
23	Morayfield All-Districts Centre	0	0.00	0	0.00	0	0
24	Noosa All-Districts Centre	3	60.00	2	40.00	0	5
25	Oodgeroo All-Districts Centre	0	0.00	1	100.00	0	1
26	Redcliffe All-Districts Centre	0	0.00	1	100.00	0	1
27	Southport All-Districts Centre	0	0.00	3	100.00	0	3
28	Telephone Voting	2	40.00	3	60.00	0	5
29	Townsville All-Districts Centre	0	0.00	0	0.00	0	0
30	Vulture Street All-Districts Centre	28	66.67	14	33.33	0	42
31	Woolloongabba All-Districts Centre	12	63.16	7	36.84	0	19
32	Brisbane CBD All-Districts Centre Pre-Poll	860	63.70	490	36.30	0	1,350
33	Bundaberg All-Districts Centre Pre-Poll	7	70.00	3	30.00	0	10
34	Burleigh All-Districts Centre Pre-Poll	8	61.54	5	38.46	0	13
35	Cairns All-Districts Centre Pre-Poll	0	0.00	2	100.00	0	2
36	Electoral Visit	61	48.03	66	51.97	0	127
37	Hervey Bay All-Districts Centre Pre-poll	0	0.00	1	100.00	0	1
38	Mackay All-Districts Centre Pre-Poll	4	100.00	0	0.00	0	4
39	Maroochydore All-Districts Centre Pre-	8	80.00	2	20.00	0	10
40	Morayfield All-Districts Centre Pre-poll	1	33.33	2	66.67	0	3

2017 State General Election

Two Candidate Preferred Results After Preferences By Booth

30. Greenslopes						35,771
		KELLY, Joe ALP		KAYE, Ian LNP		Total Exhausted	Total Formal
No.	Polling Booth	Votes	%	Votes	%	Votes	Votes
41	Noosa All-Districts Centre Pre-Poll	5	55.56	4	44.44	0	9
42	Oodgeroo All-Districts Centre Pre-Poll	9	50.00	9	50.00	0	18
43	Redcliffe All-Districts Centre Pre-Poll	5	83.33	1	16.67	0	6
44	Southport All-Districts Centre Pre-Poll	11	68.75	5	31.25	0	16
45	Telephone Voting - Pre-poll	5	55.56	4	44.44	0	9
46	Townsville All-Districts Centre Pre-Poll	4	80.00	1	20.00	0	5
47	eAssist - Coorparoo Pre-Poll	106	66.25	54	33.75	0	160
48	Returning Officer Greenslopes Pre-Poll	1,817	56.96	1,373	43.04	0	3,190
49	Returning Officer Algester Pre-Poll	0	0.00	0	0.00	0	0
50	Returning Officer Aspley Pre-Poll	4	80.00	1	20.00	0	5
51	Returning Officer Bancroft Pre-Poll	0	0.00	1	100.00	0	1
52	Returning Officer Barron River Pre-Poll	0	0.00	0	0.00	0	0
53	Returning Officer Bonney Pre-Poll	0	0.00	0	0.00	0	0
54	Returning Officer Broadwater Pre-Poll	0	0.00	1	100.00	0	1
55	Returning Officer Buderim Pre-Poll	2	100.00	0	0.00	0	2
56	Returning Officer Bulimba Pre-Poll	19	55.88	15	44.12	0	34
57	Returning Officer Bundaberg Pre-Poll	0	0.00	0	0.00	0	0
58	Returning Officer Bundamba Pre-Poll	2	100.00	0	0.00	0	2
59	Returning Officer Burdekin Pre-Poll	0	0.00	0	0.00	0	0
60	Returning Officer Burleigh Pre-Poll	0	0.00	0	0.00	0	0
61	Returning Officer Burnett Pre-Poll	0	0.00	0	0.00	0	0
62	Returning Officer Cairns Pre-Poll	0	0.00	0	0.00	0	0
63	Returning Officer Callide Pre-Poll	0	0.00	0	0.00	0	0
64	Returning Officer Caloundra Pre-Poll	0	0.00	1	100.00	0	1
65	Returning Officer Capalaba Pre-Poll	7	58.33	5	41.67	0	12
66	Returning Officer Chatsworth Pre-Poll	12	44.44	15	55.56	0	27
67	Returning Officer Clayfield Pre-Poll	2	28.57	5	71.43	0	7
68	Returning Officer Condamine Pre-Poll	1	50.00	1	50.00	0	2
69	Returning Officer Cook Pre-Poll	0	0.00	0	0.00	0	0
70	Returning Officer Coomera Pre-Poll	1	100.00	0	0.00	0	1
71	Returning Officer Cooper Pre-Poll	4	36.36	7	63.64	0	11
72	Returning Officer Currumbin Pre-Poll	3	60.00	2	40.00	0	5
73	Returning Officer Everton Pre-Poll	0	0.00	2	100.00	0	2
74	Returning Officer Ferny Grove Pre-Poll	1	100.00	0	0.00	0	1
75	Returning Officer Gaven Pre-Poll	5	100.00	0	0.00	0	5
76	Returning Officer Gladstone Pre-Poll	0	0.00	0	0.00	0	0
77	Returning Officer Glass House Pre-Poll	0	0.00	0	0.00	0	0
78	Returning Officer Gregory Pre-Poll	0	0.00	0	0.00	0	0
79	Returning Officer Gympie Pre-Poll	1	100.00	0	0.00	0	1
80	Returning Officer Hervey Bay Pre-Poll	0	0.00	0	0.00	0	0

2017 State General Election

Two Candidate Preferred Results After Preferences By Booth

30. Greenslopes						35,771
		KELLY, Joe ALP		KAYE, Ian LNP		Total Exhausted	Total Formal
No.	Polling Booth	Votes	%	Votes	%	Votes	Votes
81	Returning Officer Hill Pre-Poll	0	0.00	0	0.00	0	0
82	Returning Officer Hinchinbrook Pre-Poll	0	0.00	0	0.00	0	0
83	Returning Officer Inala Pre-Poll	3	33.33	6	66.67	0	9
84	Returning Officer Ipswich Pre-Poll	1	100.00	0	0.00	0	1
85	Returning Officer Ipswich West Pre-Poll	0	0.00	0	0.00	0	0
86	Returning Officer Jordan Pre-Poll	3	75.00	1	25.00	0	4
87	Returning Officer Kawana Pre-Poll	0	0.00	0	0.00	0	0
88	Returning Officer Keppel Pre-Poll	1	100.00	0	0.00	0	1
89	Returning Officer Kurwongbah Pre-Poll	1	100.00	0	0.00	0	1
90	Returning Officer Lockyer Pre-Poll	0	0.00	2	100.00	0	2
91	Returning Officer Logan Pre-Poll	0	0.00	0	0.00	0	0
92	Returning Officer Lytton Pre-Poll	12	66.67	6	33.33	0	18
93	Returning Officer Macalister Pre-Poll	0	0.00	0	0.00	0	0
94	Returning Officer Mackay Pre-Poll	0	0.00	0	0.00	0	0
95	Returning Officer Maiwar Pre-Poll	4	100.00	0	0.00	0	4
96	Returning Officer Mansfield Pre-Poll	44	47.31	49	52.69	0	93
97	Returning Officer Maroochydore Pre-Poll	0	0.00	0	0.00	0	0
98	Returning Officer Maryborough Pre-Poll	0	0.00	0	0.00	0	0
99	Returning Officer Mcconnel Pre-Poll	18	69.23	8	30.77	0	26
100	Returning Officer Mermaid Beach Pre-Poll	1	50.00	1	50.00	0	2
101	Returning Officer Miller Pre-Poll	10	58.82	7	41.18	0	17
102	Returning Officer Mirani Pre-Poll	0	0.00	0	0.00	0	0
103	Returning Officer Moggill Pre-Poll	1	50.00	1	50.00	0	2
104	Returning Officer Morayfield Pre-Poll	0	0.00	0	0.00	0	0
105	Returning Officer Mount Ommaney Pre-	7	63.64	4	36.36	0	11
106	Returning Officer Mudgeeraba Pre-Poll	1	50.00	1	50.00	0	2
107	Returning Officer Mulgrave Pre-Poll	0	0.00	0	0.00	0	0
108	Returning Officer Mundingburra Pre-Poll	0	0.00	0	0.00	0	0
109	Returning Officer Murrumba Pre-Poll	1	100.00	0	0.00	0	1
110	Returning Officer Nanango Pre-Poll	0	0.00	0	0.00	0	0
111	Returning Officer Nicklin Pre-Poll	0	0.00	0	0.00	0	0
112	Returning Officer Ninderry Pre-Poll	1	100.00	0	0.00	0	1
113	Returning Officer Noosa Pre-Poll	0	0.00	0	0.00	0	0
114	Returning Officer Nudgee Pre-Poll	5	83.33	1	16.67	0	6
115	Returning Officer Oodgeroo Pre-Poll	0	0.00	0	0.00	0	0
116	Returning Officer Pine Rivers Pre-Poll	0	0.00	2	100.00	0	2
117	Returning Officer Pumicestone Pre-Poll	0	0.00	0	0.00	0	0
118	Returning Officer Redcliffe Pre-Poll	0	0.00	0	0.00	0	0
119	Returning Officer Redlands Pre-Poll	6	50.00	6	50.00	0	12
120	Returning Officer Rockhampton Pre-Poll	1	33.33	2	66.67	0	3

2017 State General Election

Two Candidate Preferred Results After Preferences By Booth

30. Greenslopes						35,771
		KELLY, Joe ALP		KAYE, Ian LNP		Total Exhausted	Total Formal
No.	Polling Booth	Votes	%	Votes	%	Votes	Votes
121	Returning Officer Sandgate Pre-Poll	1	100.00	0	0.00	0	1
122	Returning Officer Scenic Rim Pre-Poll	0	0.00	1	100.00	0	1
123	Returning Officer South Brisbane Pre-Poll	13	61.90	8	38.10	0	21
124	Returning Officer Southern Downs Pre-	1	100.00	0	0.00	0	1
125	Returning Officer Southport Pre-Poll	0	0.00	0	0.00	0	0
126	Returning Officer Springwood Pre-Poll	7	41.18	10	58.82	0	17
127	Returning Officer Stafford Pre-Poll	3	100.00	0	0.00	0	3
128	Returning Officer Stretton Pre-Poll	3	60.00	2	40.00	0	5
129	Returning Officer Surfers Paradise Pre-	1	50.00	1	50.00	0	2
130	Returning Officer Theodore Pre-Poll	0	0.00	2	100.00	0	2
131	Returning Officer Thuringowa Pre-Poll	0	0.00	0	0.00	0	0
132	Returning Officer Toohey Pre-Poll	8	66.67	4	33.33	0	12
133	Returning Officer Toowoomba North Pre-	1	25.00	3	75.00	0	4
134	Returning Officer Toowoomba South Pre-	1	100.00	0	0.00	0	1
135	Returning Officer Townsville Pre-Poll	0	0.00	0	0.00	0	0
136	Returning Officer Traeger Pre-Poll	4	100.00	0	0.00	0	4
137	Returning Officer Warrego Pre-Poll	0	0.00	0	0.00	0	0
138	Returning Officer Waterford Pre-Poll	0	0.00	0	0.00	0	0
139	Returning Officer Whitsunday Pre-Poll	2	100.00	0	0.00	0	2
140	Returning Officer Woodridge Pre-Poll	2	33.33	4	66.67	0	6
	Polling Booth Totals	**14,714**	**61.08**	**9,377**	**38.92**	**0**	**24,091**
301	Postal, Special Postal, Unenrolled Votes	2,302	54.51	1,921	45.49	0	4,223
302	Pre-Poll (In Person) Absent Votes	43	78.18	12	21.82	0	55
303	Polling Day Absent Votes	1,205	60.28	794	39.72	0	1,999
305	Declared Institution Votes	60	61.86	37	38.14	0	97
306	Polling Day Declaration Votes	40	54.79	33	45.21	0	73
308	Uncertain Identity	0	0.00	0	0.00	0	0
	Declaration Vote Totals	**3,650**	**56.62**	**2,797**	**43.38**	**0**	**6,447**
	Total Final Preference Votes	**18,364**	**60.13**	**12,174**	**39.87**	**0**	**30,538**

2017 State General Election

Two Candidate Preferred Results After Preferences By Booth

31. Gregory						24,862
		MILLAR, Lachlan LNP		HIGGINS, Mark ONP		Total Exhausted	Total Formal
No.	Polling Booth	Votes	%	Votes	%	Votes	Votes
1	Alpha	133	67.17	65	32.83	0	198
2	Aramac	82	57.75	60	42.25	0	142
3	Barcaldine	467	65.50	246	34.50	0	713
4	Bedourie	25	73.53	9	26.47	0	34
5	Birdsville	15	51.72	14	48.28	0	29
6	Blackall	238	70.83	98	29.17	0	336
7	Blackwater	250	46.30	290	53.70	0	540
8	Blackwater North	215	44.79	265	55.21	0	480
9	Bluff	83	48.54	88	51.46	0	171
10	Boulia	79	65.83	41	34.17	0	120
11	Capella	323	63.33	187	36.67	0	510
12	Duaringa	112	66.27	57	33.73	0	169
13	Emerald Christian College	570	64.77	310	35.23	0	880
14	Emerald North	1,047	61.37	659	38.63	0	1,706
15	Emerald South	706	63.89	399	36.11	0	1,105
16	Ilfracombe	36	53.73	31	46.27	0	67
17	Isisford	13	50.00	13	50.00	0	26
18	Jericho	43	64.18	24	35.82	0	67
19	Jundah	23	56.10	18	43.90	0	41
20	Longreach High	507	74.23	176	25.77	0	683
21	Muttaburra	18	51.43	17	48.57	0	35
22	Rolleston	86	62.77	51	37.23	0	137
23	Rubyvale	112	43.08	148	56.92	0	260
24	Sapphire	136	47.39	151	52.61	0	287
25	Springsure	430	68.36	199	31.64	0	629
26	Tambo	143	60.34	94	39.66	0	237
27	Tieri	140	58.33	100	41.67	0	240
28	Windorah	17	62.96	10	37.04	0	27
29	Winton	42	62.69	25	37.31	0	67
30	Woorabinda	165	75.34	54	24.66	0	219
31	Brisbane CBD All-Districts Centre	10	100.00	0	0.00	0	10
32	Bundaberg All-Districts Centre	11	64.71	6	35.29	0	17
33	Burleigh All-Districts Centre	2	100.00	0	0.00	0	2
34	Cairns All-Districts Centre	0	0.00	0	0.00	0	0
35	East Brisbane All-Districts Centre	0	0.00	0	0.00	0	0
36	Hervey Bay All-Districts Centre	0	0.00	2	100.00	0	2
37	Mackay All-Districts Centre	4	44.44	5	55.56	0	9
38	Maroochydore All-Districts Centre	2	100.00	0	0.00	0	2
39	Morayfield All-Districts Centre	3	37.50	5	62.50	0	8
40	Noosa All-Districts Centre	0	0.00	1	100.00	0	1

2017 State General Election

Two Candidate Preferred Results After Preferences By Booth

31. Gregory						24,862
		MILLAR, Lachlan LNP		HIGGINS, Mark ONP		Total Exhausted	Total Formal
No.	Polling Booth	Votes	%	Votes	%	Votes	Votes
41	Oodgeroo All-Districts Centre	0	0.00	1	100.00	0	1
42	Redcliffe All-Districts Centre	0	0.00	0	0.00	0	0
43	Southport All-Districts Centre	0	0.00	0	0.00	0	0
44	Telephone Voting	5	62.50	3	37.50	0	8
45	Townsville All-Districts Centre	0	0.00	1	100.00	0	1
46	Vulture Street All-Districts Centre	0	0.00	0	0.00	0	0
47	Woolloongabba All-Districts Centre	0	0.00	0	0.00	0	0
48	Brisbane CBD All-Districts Centre Pre-Poll	28	90.32	3	9.68	0	31
49	Bundaberg All-Districts Centre Pre-Poll	0	0.00	0	0.00	0	0
50	Burleigh All-Districts Centre Pre-Poll	3	100.00	0	0.00	0	3
51	Cairns All-Districts Centre Pre-Poll	2	25.00	6	75.00	0	8
52	Electoral Visit	33	78.57	9	21.43	0	42
53	Hervey Bay All-Districts Centre Pre-poll	1	20.00	4	80.00	0	5
54	Mackay All-Districts Centre Pre-Poll	15	48.39	16	51.61	0	31
55	Maroochydore All-Districts Centre Pre-	1	33.33	2	66.67	0	3
56	Morayfield All-Districts Centre Pre-poll	3	37.50	5	62.50	0	8
57	Noosa All-Districts Centre Pre-Poll	2	66.67	1	33.33	0	3
58	Oodgeroo All-Districts Centre Pre-Poll	0	0.00	0	0.00	0	0
59	Redcliffe All-Districts Centre Pre-Poll	2	50.00	2	50.00	0	4
60	Southport All-Districts Centre Pre-Poll	1	20.00	4	80.00	0	5
61	Telephone Voting - Pre-poll	8	66.67	4	33.33	0	12
62	Townsville All-Districts Centre Pre-Poll	18	64.29	10	35.71	0	28
63	eAssist - Coorparoo Pre-Poll	0	0.00	0	0.00	0	0
64	Blackall Pre-Poll	313	67.17	153	32.83	0	466
65	Blackwater Pre-Poll	496	56.24	386	43.76	0	882
66	Emerald Pre-Poll	2,232	68.01	1,050	31.99	0	3,282
67	Winton Pre-Poll	343	65.21	183	34.79	0	526
68	Returning Officer Gregory Pre-Poll	657	70.27	278	29.73	0	935
69	Returning Officer Algester Pre-Poll	0	0.00	0	0.00	0	0
70	Returning Officer Aspley Pre-Poll	1	100.00	0	0.00	0	1
71	Returning Officer Bancroft Pre-Poll	1	100.00	0	0.00	0	1
72	Returning Officer Barron River Pre-Poll	0	0.00	0	0.00	0	0
73	Returning Officer Bonney Pre-Poll	0	0.00	0	0.00	0	0
74	Returning Officer Broadwater Pre-Poll	0	0.00	0	0.00	0	0
75	Returning Officer Buderim Pre-Poll	3	100.00	0	0.00	0	3
76	Returning Officer Bulimba Pre-Poll	0	0.00	0	0.00	0	0
77	Returning Officer Bundaberg Pre-Poll	0	0.00	0	0.00	0	0
78	Returning Officer Bundamba Pre-Poll	1	100.00	0	0.00	0	1
79	Returning Officer Burdekin Pre-Poll	0	0.00	3	100.00	0	3
80	Returning Officer Burleigh Pre-Poll	0	0.00	0	0.00	0	0

2017 State General Election

Two Candidate Preferred Results After Preferences By Booth

31. Gregory							24,862
		MILLAR, Lachlan LNP		HIGGINS, Mark ONP		Total Exhausted	Total Formal
No.	Polling Booth	Votes	%	Votes	%	Votes	Votes
81	Returning Officer Burnett Pre-Poll	0	0.00	0	0.00	0	0
82	Returning Officer Cairns Pre-Poll	0	0.00	0	0.00	0	0
83	Returning Officer Callide Pre-Poll	2	100.00	0	0.00	0	2
84	Returning Officer Caloundra Pre-Poll	5	83.33	1	16.67	0	6
85	Returning Officer Capalaba Pre-Poll	0	0.00	1	100.00	0	1
86	Returning Officer Chatsworth Pre-Poll	0	0.00	1	100.00	0	1
87	Returning Officer Clayfield Pre-Poll	2	100.00	0	0.00	0	2
88	Returning Officer Condamine Pre-Poll	0	0.00	1	100.00	0	1
89	Returning Officer Cook Pre-Poll	2	66.67	1	33.33	0	3
90	Returning Officer Coomera Pre-Poll	0	0.00	0	0.00	0	0
91	Returning Officer Cooper Pre-Poll	0	0.00	0	0.00	0	0
92	Returning Officer Currumbin Pre-Poll	1	100.00	0	0.00	0	1
93	Returning Officer Everton Pre-Poll	0	0.00	0	0.00	0	0
94	Returning Officer Ferny Grove Pre-Poll	0	0.00	0	0.00	0	0
95	Returning Officer Gaven Pre-Poll	0	0.00	1	100.00	0	1
96	Returning Officer Gladstone Pre-Poll	7	53.85	6	46.15	0	13
97	Returning Officer Glass House Pre-Poll	2	100.00	0	0.00	0	2
98	Returning Officer Greenslopes Pre-Poll	1	100.00	0	0.00	0	1
99	Returning Officer Gympie Pre-Poll	2	50.00	2	50.00	0	4
100	Returning Officer Hervey Bay Pre-Poll	0	0.00	0	0.00	0	0
101	Returning Officer Hill Pre-Poll	1	50.00	1	50.00	0	2
102	Returning Officer Hinchinbrook Pre-Poll	2	100.00	0	0.00	0	2
103	Returning Officer Inala Pre-Poll	1	100.00	0	0.00	0	1
104	Returning Officer Ipswich Pre-Poll	1	20.00	4	80.00	0	5
105	Returning Officer Ipswich West Pre-Poll	0	0.00	0	0.00	0	0
106	Returning Officer Jordan Pre-Poll	0	0.00	0	0.00	0	0
107	Returning Officer Kawana Pre-Poll	8	100.00	0	0.00	0	8
108	Returning Officer Keppel Pre-Poll	26	48.15	28	51.85	0	54
109	Returning Officer Kurwongbah Pre-Poll	1	100.00	0	0.00	0	1
110	Returning Officer Lockyer Pre-Poll	1	100.00	0	0.00	0	1
111	Returning Officer Logan Pre-Poll	0	0.00	1	100.00	0	1
112	Returning Officer Lytton Pre-Poll	1	100.00	0	0.00	0	1
113	Returning Officer Macalister Pre-Poll	0	0.00	0	0.00	0	0
114	Returning Officer Mackay Pre-Poll	0	0.00	0	0.00	0	0
115	Returning Officer Maiwar Pre-Poll	5	100.00	0	0.00	0	5
116	Returning Officer Mansfield Pre-Poll	2	100.00	0	0.00	0	2
117	Returning Officer Maroochydore Pre-Poll	0	0.00	0	0.00	0	0
118	Returning Officer Maryborough Pre-Poll	4	66.67	2	33.33	0	6
119	Returning Officer Mcconnel Pre-Poll	3	100.00	0	0.00	0	3
120	Returning Officer Mermaid Beach Pre-Poll	3	100.00	0	0.00	0	3

2017 State General Election

Two Candidate Preferred Results After Preferences By Booth

31. Gregory						24,862
		MILLAR, Lachlan LNP		HIGGINS, Mark ONP		Total Exhausted	Total Formal
No.	Polling Booth	Votes	%	Votes	%	Votes	Votes
121	Returning Officer Miller Pre-Poll	0	0.00	0	0.00	0	0
122	Returning Officer Mirani Pre-Poll	0	0.00	0	0.00	0	0
123	Returning Officer Moggill Pre-Poll	0	0.00	0	0.00	0	0
124	Returning Officer Morayfield Pre-Poll	0	0.00	0	0.00	0	0
125	Returning Officer Mount Ommaney Pre-	1	100.00	0	0.00	0	1
126	Returning Officer Mudgeeraba Pre-Poll	0	0.00	0	0.00	0	0
127	Returning Officer Mulgrave Pre-Poll	0	0.00	0	0.00	0	0
128	Returning Officer Mundingburra Pre-Poll	0	0.00	0	0.00	0	0
129	Returning Officer Murrumba Pre-Poll	0	0.00	0	0.00	0	0
130	Returning Officer Nanango Pre-Poll	1	100.00	0	0.00	0	1
131	Returning Officer Nicklin Pre-Poll	6	85.71	1	14.29	0	7
132	Returning Officer Ninderry Pre-Poll	0	0.00	1	100.00	0	1
133	Returning Officer Noosa Pre-Poll	0	0.00	0	0.00	0	0
134	Returning Officer Nudgee Pre-Poll	0	0.00	0	0.00	0	0
135	Returning Officer Oodgeroo Pre-Poll	0	0.00	0	0.00	0	0
136	Returning Officer Pine Rivers Pre-Poll	3	60.00	2	40.00	0	5
137	Returning Officer Pumicestone Pre-Poll	1	50.00	1	50.00	0	2
138	Returning Officer Redcliffe Pre-Poll	0	0.00	0	0.00	0	0
139	Returning Officer Redlands Pre-Poll	2	66.67	1	33.33	0	3
140	Returning Officer Rockhampton Pre-Poll	65	63.73	37	36.27	0	102
141	Returning Officer Sandgate Pre-Poll	0	0.00	1	100.00	0	1
142	Returning Officer Scenic Rim Pre-Poll	0	0.00	0	0.00	0	0
143	Returning Officer South Brisbane Pre-Poll	6	66.67	3	33.33	0	9
144	Returning Officer Southern Downs Pre-	0	0.00	0	0.00	0	0
145	Returning Officer Southport Pre-Poll	0	0.00	0	0.00	0	0
146	Returning Officer Springwood Pre-Poll	1	25.00	3	75.00	0	4
147	Returning Officer Stafford Pre-Poll	1	100.00	0	0.00	0	1
148	Returning Officer Stretton Pre-Poll	0	0.00	0	0.00	0	0
149	Returning Officer Surfers Paradise Pre-	0	0.00	1	100.00	0	1
150	Returning Officer Theodore Pre-Poll	2	66.67	1	33.33	0	3
151	Returning Officer Thuringowa Pre-Poll	0	0.00	0	0.00	0	0
152	Returning Officer Toohey Pre-Poll	0	0.00	0	0.00	0	0
153	Returning Officer Toowoomba North Pre-	10	83.33	2	16.67	0	12
154	Returning Officer Toowoomba South Pre-	6	100.00	0	0.00	0	6
155	Returning Officer Townsville Pre-Poll	0	0.00	0	0.00	0	0
156	Returning Officer Traeger Pre-Poll	2	40.00	3	60.00	0	5
157	Returning Officer Warrego Pre-Poll	3	100.00	0	0.00	0	3
158	Returning Officer Waterford Pre-Poll	0	0.00	0	0.00	0	0
159	Returning Officer Whitsunday Pre-Poll	0	0.00	3	100.00	0	3
160	Returning Officer Woodridge Pre-Poll	1	100.00	0	0.00	0	1

2017 State General Election

Two Candidate Preferred Results After Preferences By Booth

	Polling Booth Totals	**10,651**	**63.39**	**6,152**	**36.61**	**0**	**16,803**
301	Postal, Special Postal, Unenrolled Votes	1,940	70.52	811	29.48	0	2,751
302	Pre-Poll (In Person) Absent Votes	115	61.83	71	38.17	0	186
303	Polling Day Absent Votes	745	58.57	527	41.43	0	1,272
305	Declared Institution Votes	4	57.14	3	42.86	0	7
306	Polling Day Declaration Votes	44	47.31	49	52.69	0	93
308	Uncertain Identity	0	0.00	0	0.00	0	0
	Declaration Vote Totals	**2,848**	**66.09**	**1,461**	**33.91**	**0**	**4,309**
	Total Final Preference Votes	**13,499**	**63.94**	**7,613**	**36.06**	**0**	**21,112**

2017 State General Election

Two Candidate Preferred Results After Preferences By Booth

32. Gympie						36,955
	PERRETT, Tony LNP		DOBSON, Chelle ONP		Total Exhausted	Total Formal
No. Polling Booth	Votes	%	Votes	%	Votes	Votes
1 Amamoor	211	57.49	156	42.51	0	367
2 Bauple	167	44.53	208	55.47	0	375
3 Chatsworth	339	58.25	243	41.75	0	582
4 Cooloola Cove	620	55.56	496	44.44	0	1,116
5 Cooran	102	65.81	53	34.19	0	155
6 Curra	297	41.89	412	58.11	0	709
7 Glenwood	280	42.30	382	57.70	0	662
8 Goomboorian	301	60.69	195	39.31	0	496
9 Gunalda	171	50.15	170	49.85	0	341
10 Gympie City	888	60.99	568	39.01	0	1,456
11 Gympie East	244	67.59	117	32.41	0	361
12 Gympie High	661	58.24	474	41.76	0	1,135
13 Gympie South	1,179	58.31	843	41.69	0	2,022
14 Horseshoe Bend	508	62.18	309	37.82	0	817
15 Imbil	467	56.00	367	44.00	0	834
16 James Nash	613	60.69	397	39.31	0	1,010
17 Jones Hill	605	63.68	345	36.32	0	950
18 Kandanga	223	62.64	133	37.36	0	356
19 Kilkivan	9	42.86	12	57.14	0	21
20 Lower Wonga	130	62.20	79	37.80	0	209
21 Monkland	389	59.30	267	40.70	0	656
22 Pie Creek	337	65.31	179	34.69	0	516
23 Rainbow Beach	321	61.03	205	38.97	0	526
24 Tiaro	43	43.88	55	56.12	0	98
25 Tin Can Bay	676	63.65	386	36.35	0	1,062
26 Veteran	169	59.51	115	40.49	0	284
27 Widgee	204	52.99	181	47.01	0	385
28 Brisbane CBD All-Districts Centre	1	100.00	0	0.00	0	1
29 Bundaberg All-Districts Centre	3	100.00	0	0.00	0	3
30 Burleigh All-Districts Centre	0	0.00	1	100.00	0	1
31 Cairns All-Districts Centre	0	0.00	0	0.00	0	0
32 East Brisbane All-Districts Centre	1	100.00	0	0.00	0	1
33 Hervey Bay All-Districts Centre	0	0.00	1	100.00	0	1
34 Mackay All-Districts Centre	2	100.00	0	0.00	0	2
35 Maroochydore All-Districts Centre	1	33.33	2	66.67	0	3
36 Morayfield All-Districts Centre	0	0.00	0	0.00	0	0
37 Noosa All-Districts Centre	5	45.45	6	54.55	0	11
38 Oodgeroo All-Districts Centre	0	0.00	0	0.00	0	0
39 Redcliffe All-Districts Centre	0	0.00	1	100.00	0	1
40 Southport All-Districts Centre	0	0.00	0	0.00	0	0

2017 State General Election

Two Candidate Preferred Results After Preferences By Booth

32. Gympie						36,955
		PERRETT, Tony LNP		DOBSON, Chelle ONP		Total Exhausted	Total Formal
No.	Polling Booth	Votes	%	Votes	%	Votes	Votes
41	Telephone Voting	1	100.00	0	0.00	0	1
42	Townsville All-Districts Centre	0	0.00	0	0.00	0	0
43	Vulture Street All-Districts Centre	0	0.00	1	100.00	0	1
44	Woolloongabba All-Districts Centre	0	0.00	1	100.00	0	1
45	Brisbane CBD All-Districts Centre Pre-Poll	9	60.00	6	40.00	0	15
46	Bundaberg All-Districts Centre Pre-Poll	6	46.15	7	53.85	0	13
47	Burleigh All-Districts Centre Pre-Poll	0	0.00	3	100.00	0	3
48	Cairns All-Districts Centre Pre-Poll	6	54.55	5	45.45	0	11
49	Electoral Visit	138	70.05	59	29.95	0	197
50	Hervey Bay All-Districts Centre Pre-poll	10	47.62	11	52.38	0	21
51	Mackay All-Districts Centre Pre-Poll	6	46.15	7	53.85	0	13
52	Maroochydore All-Districts Centre Pre-	21	53.85	18	46.15	0	39
53	Morayfield All-Districts Centre Pre-poll	5	62.50	3	37.50	0	8
54	Noosa All-Districts Centre Pre-Poll	45	64.29	25	35.71	0	70
55	Oodgeroo All-Districts Centre Pre-Poll	2	100.00	0	0.00	0	2
56	Redcliffe All-Districts Centre Pre-Poll	4	44.44	5	55.56	0	9
57	Southport All-Districts Centre Pre-Poll	1	50.00	1	50.00	0	2
58	Telephone Voting - Pre-poll	4	44.44	5	55.56	0	9
59	Townsville All-Districts Centre Pre-Poll	6	85.71	1	14.29	0	7
60	eAssist - Coorparoo Pre-Poll	0	0.00	0	0.00	0	0
61	Mary Valley Pre-Poll	90	53.25	79	46.75	0	169
62	Returning Officer Gympie Pre-Poll	5,267	61.16	3,345	38.84	0	8,612
63	Returning Officer Algester Pre-Poll	0	0.00	0	0.00	0	0
64	Returning Officer Aspley Pre-Poll	2	100.00	0	0.00	0	2
65	Returning Officer Bancroft Pre-Poll	1	100.00	0	0.00	0	1
66	Returning Officer Barron River Pre-Poll	0	0.00	2	100.00	0	2
67	Returning Officer Bonney Pre-Poll	0	0.00	0	0.00	0	0
68	Returning Officer Broadwater Pre-Poll	0	0.00	0	0.00	0	0
69	Returning Officer Buderim Pre-Poll	5	50.00	5	50.00	0	10
70	Returning Officer Bulimba Pre-Poll	0	0.00	0	0.00	0	0
71	Returning Officer Bundaberg Pre-Poll	0	0.00	0	0.00	0	0
72	Returning Officer Bundamba Pre-Poll	0	0.00	0	0.00	0	0
73	Returning Officer Burdekin Pre-Poll	0	0.00	0	0.00	0	0
74	Returning Officer Burleigh Pre-Poll	0	0.00	0	0.00	0	0
75	Returning Officer Burnett Pre-Poll	0	0.00	0	0.00	0	0
76	Returning Officer Cairns Pre-Poll	0	0.00	0	0.00	0	0
77	Returning Officer Callide Pre-Poll	1	100.00	0	0.00	0	1
78	Returning Officer Caloundra Pre-Poll	10	47.62	11	52.38	0	21
79	Returning Officer Capalaba Pre-Poll	1	16.67	5	83.33	0	6
80	Returning Officer Chatsworth Pre-Poll	0	0.00	0	0.00	0	0

2017 State General Election

Two Candidate Preferred Results After Preferences By Booth

32. Gympie						36,955
		PERRETT, Tony LNP		DOBSON, Chelle ONP		Total Exhausted	Total Formal
No.	Polling Booth	Votes	%	Votes	%	Votes	Votes
81	Returning Officer Clayfield Pre-Poll	1	25.00	3	75.00	0	4
82	Returning Officer Condamine Pre-Poll	1	50.00	1	50.00	0	2
83	Returning Officer Cook Pre-Poll	1	100.00	0	0.00	0	1
84	Returning Officer Coomera Pre-Poll	0	0.00	0	0.00	0	0
85	Returning Officer Cooper Pre-Poll	0	0.00	0	0.00	0	0
86	Returning Officer Currumbin Pre-Poll	0	0.00	1	100.00	0	1
87	Returning Officer Everton Pre-Poll	0	0.00	0	0.00	0	0
88	Returning Officer Ferny Grove Pre-Poll	0	0.00	2	100.00	0	2
89	Returning Officer Gaven Pre-Poll	0	0.00	0	0.00	0	0
90	Returning Officer Gladstone Pre-Poll	2	33.33	4	66.67	0	6
91	Returning Officer Glass House Pre-Poll	0	0.00	1	100.00	0	1
92	Returning Officer Greenslopes Pre-Poll	1	100.00	0	0.00	0	1
93	Returning Officer Gregory Pre-Poll	0	0.00	1	100.00	0	1
94	Returning Officer Hervey Bay Pre-Poll	0	0.00	0	0.00	0	0
95	Returning Officer Hill Pre-Poll	0	0.00	1	100.00	0	1
96	Returning Officer Hinchinbrook Pre-Poll	2	100.00	0	0.00	0	2
97	Returning Officer Inala Pre-Poll	0	0.00	1	100.00	0	1
98	Returning Officer Ipswich Pre-Poll	2	66.67	1	33.33	0	3
99	Returning Officer Ipswich West Pre-Poll	0	0.00	0	0.00	0	0
100	Returning Officer Jordan Pre-Poll	0	0.00	0	0.00	0	0
101	Returning Officer Kawana Pre-Poll	4	50.00	4	50.00	0	8
102	Returning Officer Keppel Pre-Poll	1	50.00	1	50.00	0	2
103	Returning Officer Kurwongbah Pre-Poll	0	0.00	3	100.00	0	3
104	Returning Officer Lockyer Pre-Poll	1	20.00	4	80.00	0	5
105	Returning Officer Logan Pre-Poll	0	0.00	0	0.00	0	0
106	Returning Officer Lytton Pre-Poll	4	66.67	2	33.33	0	6
107	Returning Officer Macalister Pre-Poll	0	0.00	0	0.00	0	0
108	Returning Officer Mackay Pre-Poll	0	0.00	0	0.00	0	0
109	Returning Officer Maiwar Pre-Poll	1	100.00	0	0.00	0	1
110	Returning Officer Mansfield Pre-Poll	1	100.00	0	0.00	0	1
111	Returning Officer Maroochydore Pre-Poll	0	0.00	0	0.00	0	0
112	Returning Officer Maryborough Pre-Poll	41	45.05	50	54.95	0	91
113	Returning Officer Mcconnel Pre-Poll	1	100.00	0	0.00	0	1
114	Returning Officer Mermaid Beach Pre-Poll	0	0.00	1	100.00	0	1
115	Returning Officer Miller Pre-Poll	0	0.00	0	0.00	0	0
116	Returning Officer Mirani Pre-Poll	0	0.00	1	100.00	0	1
117	Returning Officer Moggill Pre-Poll	1	100.00	0	0.00	0	1
118	Returning Officer Morayfield Pre-Poll	0	0.00	0	0.00	0	0
119	Returning Officer Mount Ommaney Pre-	1	100.00	0	0.00	0	1
120	Returning Officer Mudgeeraba Pre-Poll	0	0.00	0	0.00	0	0

2017 State General Election

Two Candidate Preferred Results After Preferences By Booth

32. Gympie						36,955
		PERRETT, Tony LNP		DOBSON, Chelle ONP		Total Exhausted	Total Formal
No.	Polling Booth	Votes	%	Votes	%	Votes	Votes
121	Returning Officer Mulgrave Pre-Poll	0	0.00	0	0.00	0	0
122	Returning Officer Mundingburra Pre-Poll	0	0.00	0	0.00	0	0
123	Returning Officer Murrumba Pre-Poll	1	25.00	3	75.00	0	4
124	Returning Officer Nanango Pre-Poll	3	100.00	0	0.00	0	3
125	Returning Officer Nicklin Pre-Poll	7	33.33	14	66.67	0	21
126	Returning Officer Ninderry Pre-Poll	3	60.00	2	40.00	0	5
127	Returning Officer Noosa Pre-Poll	0	0.00	0	0.00	0	0
128	Returning Officer Nudgee Pre-Poll	2	100.00	0	0.00	0	2
129	Returning Officer Oodgeroo Pre-Poll	0	0.00	0	0.00	0	0
130	Returning Officer Pine Rivers Pre-Poll	2	33.33	4	66.67	0	6
131	Returning Officer Pumicestone Pre-Poll	2	50.00	2	50.00	0	4
132	Returning Officer Redcliffe Pre-Poll	0	0.00	0	0.00	0	0
133	Returning Officer Redlands Pre-Poll	1	100.00	0	0.00	0	1
134	Returning Officer Rockhampton Pre-Poll	3	60.00	2	40.00	0	5
135	Returning Officer Sandgate Pre-Poll	3	100.00	0	0.00	0	3
136	Returning Officer Scenic Rim Pre-Poll	1	50.00	1	50.00	0	2
137	Returning Officer South Brisbane Pre-Poll	0	0.00	0	0.00	0	0
138	Returning Officer Southern Downs Pre-	0	0.00	1	100.00	0	1
139	Returning Officer Southport Pre-Poll	0	0.00	0	0.00	0	0
140	Returning Officer Springwood Pre-Poll	0	0.00	0	0.00	0	0
141	Returning Officer Stafford Pre-Poll	1	100.00	0	0.00	0	1
142	Returning Officer Stretton Pre-Poll	0	0.00	1	100.00	0	1
143	Returning Officer Surfers Paradise Pre-	0	0.00	0	0.00	0	0
144	Returning Officer Theodore Pre-Poll	0	0.00	0	0.00	0	0
145	Returning Officer Thuringowa Pre-Poll	0	0.00	0	0.00	0	0
146	Returning Officer Toohey Pre-Poll	0	0.00	1	100.00	0	1
147	Returning Officer Toowoomba North Pre-	0	0.00	1	100.00	0	1
148	Returning Officer Toowoomba South Pre-	1	50.00	1	50.00	0	2
149	Returning Officer Townsville Pre-Poll	0	0.00	0	0.00	0	0
150	Returning Officer Traeger Pre-Poll	0	0.00	1	100.00	0	1
151	Returning Officer Warrego Pre-Poll	1	50.00	1	50.00	0	2
152	Returning Officer Waterford Pre-Poll	0	0.00	0	0.00	0	0
153	Returning Officer Whitsunday Pre-Poll	1	50.00	1	50.00	0	2
154	Returning Officer Woodridge Pre-Poll	2	100.00	0	0.00	0	2
	Polling Booth Totals	**15,908**	**58.94**	**11,081**	**41.06**	**0**	**26,989**
301	Postal, Special Postal, Unenrolled Votes	1,973	59.59	1,338	40.41	0	3,311
302	Pre-Poll (In Person) Absent Votes	99	43.23	130	56.77	0	229
303	Polling Day Absent Votes	585	53.67	505	46.33	0	1,090
305	Declared Institution Votes	26	52.00	24	48.00	0	50
306	Polling Day Declaration Votes	49	51.04	47	48.96	0	96

2017 State General Election

Two Candidate Preferred Results After Preferences By Booth

32. Gympie						36,955
	PERRETT, Tony LNP		DOBSON, Chelle ONP		Total Exhausted	Total Formal
No. Polling Booth	Votes	%	Votes	%	Votes	Votes
308 Uncertain Identity	0	0.00	0	0.00	0	0
Declaration Vote Totals	**2,732**	**57.20**	**2,044**	**42.80**	**0**	**4,776**
Total Final Preference Votes	**18,640**	**58.68**	**13,125**	**41.32**	**0**	**31,765**

2017 State General Election

Two Candidate Preferred Results After Preferences By Booth

33. Hervey Bay						37,620
		SORENSEN, Ted LNP		TANTARI, Adrian ALP		Total Exhausted	Total Formal
No.	Polling Booth	Votes	%	Votes	%	Votes	Votes
1	Baycrest	204	59.30	140	40.70	0	344
2	Kawungan	1,182	56.72	902	43.28	0	2,084
3	Pialba	616	55.45	495	44.55	0	1,111
4	Pialba North	1,399	54.50	1,168	45.50	0	2,567
5	River Heads	475	62.25	288	37.75	0	763
6	Torquay	979	54.39	821	45.61	0	1,800
7	Urangan	885	54.23	747	45.77	0	1,632
8	Urangan West	947	59.45	646	40.55	0	1,593
9	Urraween	854	58.37	609	41.63	0	1,463
10	Yarrilee	392	50.13	390	49.87	0	782
11	Brisbane CBD All-Districts Centre	5	62.50	3	37.50	0	8
12	Bundaberg All-Districts Centre	0	0.00	0	0.00	0	0
13	Burleigh All-Districts Centre	0	0.00	0	0.00	0	0
14	Cairns All-Districts Centre	1	100.00	0	0.00	0	1
15	East Brisbane All-Districts Centre	0	0.00	0	0.00	0	0
16	Hervey Bay All-Districts Centre	139	56.05	109	43.95	0	248
17	Mackay All-Districts Centre	0	0.00	0	0.00	0	0
18	Maroochydore All-Districts Centre	0	0.00	0	0.00	0	0
19	Morayfield All-Districts Centre	2	100.00	0	0.00	0	2
20	Noosa All-Districts Centre	4	80.00	1	20.00	0	5
21	Oodgeroo All-Districts Centre	0	0.00	0	0.00	0	0
22	Redcliffe All-Districts Centre	0	0.00	0	0.00	0	0
23	Southport All-Districts Centre	0	0.00	0	0.00	0	0
24	Telephone Voting	3	60.00	2	40.00	0	5
25	Townsville All-Districts Centre	0	0.00	0	0.00	0	0
26	Vulture Street All-Districts Centre	0	0.00	0	0.00	0	0
27	Woolloongabba All-Districts Centre	0	0.00	0	0.00	0	0
28	Brisbane CBD All-Districts Centre Pre-Poll	10	47.62	11	52.38	0	21
29	Bundaberg All-Districts Centre Pre-Poll	8	66.67	4	33.33	0	12
30	Burleigh All-Districts Centre Pre-Poll	7	87.50	1	12.50	0	8
31	Cairns All-Districts Centre Pre-Poll	5	71.43	2	28.57	0	7
32	Electoral Visit	122	62.56	73	37.44	0	195
33	Hervey Bay All-Districts Centre Pre-poll	7,325	61.89	4,510	38.11	0	11,835
34	Mackay All-Districts Centre Pre-Poll	5	45.45	6	54.55	0	11
35	Maroochydore All-Districts Centre Pre-	14	70.00	6	30.00	0	20
36	Morayfield All-Districts Centre Pre-poll	6	66.67	3	33.33	0	9
37	Noosa All-Districts Centre Pre-Poll	7	58.33	5	41.67	0	12
38	Oodgeroo All-Districts Centre Pre-Poll	3	42.86	4	57.14	0	7
39	Redcliffe All-Districts Centre Pre-Poll	2	50.00	2	50.00	0	4
40	Southport All-Districts Centre Pre-Poll	10	90.91	1	9.09	0	11

2017 State General Election

Two Candidate Preferred Results After Preferences By Booth

33. Hervey Bay						37,620
		SORENSEN, Ted LNP		TANTARI, Adrian ALP		Total Exhausted	Total Formal
No.	Polling Booth	Votes	%	Votes	%	Votes	Votes
41	Telephone Voting - Pre-poll	7	63.64	4	36.36	0	11
42	Townsville All-Districts Centre Pre-Poll	14	77.78	4	22.22	0	18
43	eAssist - Coorparoo Pre-Poll	0	0.00	0	0.00	0	0
44	Returning Officer Hervey Bay Pre-Poll	0	0.00	0	0.00	0	0
45	Returning Officer Algester Pre-Poll	0	0.00	0	0.00	0	0
46	Returning Officer Aspley Pre-Poll	2	66.67	1	33.33	0	3
47	Returning Officer Bancroft Pre-Poll	0	0.00	0	0.00	0	0
48	Returning Officer Barron River Pre-Poll	2	100.00	0	0.00	0	2
49	Returning Officer Bonney Pre-Poll	0	0.00	0	0.00	0	0
50	Returning Officer Broadwater Pre-Poll	0	0.00	0	0.00	0	0
51	Returning Officer Buderim Pre-Poll	2	66.67	1	33.33	0	3
52	Returning Officer Bulimba Pre-Poll	0	0.00	0	0.00	0	0
53	Returning Officer Bundaberg Pre-Poll	0	0.00	0	0.00	0	0
54	Returning Officer Bundamba Pre-Poll	0	0.00	1	100.00	0	1
55	Returning Officer Burdekin Pre-Poll	0	0.00	0	0.00	0	0
56	Returning Officer Burleigh Pre-Poll	0	0.00	0	0.00	0	0
57	Returning Officer Burnett Pre-Poll	0	0.00	0	0.00	0	0
58	Returning Officer Cairns Pre-Poll	0	0.00	0	0.00	0	0
59	Returning Officer Callide Pre-Poll	1	100.00	0	0.00	0	1
60	Returning Officer Caloundra Pre-Poll	4	50.00	4	50.00	0	8
61	Returning Officer Capalaba Pre-Poll	2	33.33	4	66.67	0	6
62	Returning Officer Chatsworth Pre-Poll	0	0.00	0	0.00	0	0
63	Returning Officer Clayfield Pre-Poll	0	0.00	0	0.00	0	0
64	Returning Officer Condamine Pre-Poll	3	100.00	0	0.00	0	3
65	Returning Officer Cook Pre-Poll	2	66.67	1	33.33	0	3
66	Returning Officer Coomera Pre-Poll	1	100.00	0	0.00	0	1
67	Returning Officer Cooper Pre-Poll	1	100.00	0	0.00	0	1
68	Returning Officer Currumbin Pre-Poll	2	100.00	0	0.00	0	2
69	Returning Officer Everton Pre-Poll	1	100.00	0	0.00	0	1
70	Returning Officer Ferny Grove Pre-Poll	4	80.00	1	20.00	0	5
71	Returning Officer Gaven Pre-Poll	1	50.00	1	50.00	0	2
72	Returning Officer Gladstone Pre-Poll	5	41.67	7	58.33	0	12
73	Returning Officer Glass House Pre-Poll	2	100.00	0	0.00	0	2
74	Returning Officer Greenslopes Pre-Poll	0	0.00	1	100.00	0	1
75	Returning Officer Gregory Pre-Poll	1	100.00	0	0.00	0	1
76	Returning Officer Gympie Pre-Poll	4	57.14	3	42.86	0	7
77	Returning Officer Hill Pre-Poll	0	0.00	0	0.00	0	0
78	Returning Officer Hinchinbrook Pre-Poll	0	0.00	1	100.00	0	1
79	Returning Officer Inala Pre-Poll	0	0.00	0	0.00	0	0
80	Returning Officer Ipswich Pre-Poll	4	57.14	3	42.86	0	7

2017 State General Election

Two Candidate Preferred Results After Preferences By Booth

33. Hervey Bay						37,620
		SORENSEN, Ted LNP		TANTARI, Adrian ALP		Total Exhausted	Total Formal
No.	Polling Booth	Votes	%	Votes	%	Votes	Votes
81	Returning Officer Ipswich West Pre-Poll	0	0.00	0	0.00	0	0
82	Returning Officer Jordan Pre-Poll	0	0.00	1	100.00	0	1
83	Returning Officer Kawana Pre-Poll	5	83.33	1	16.67	0	6
84	Returning Officer Keppel Pre-Poll	5	71.43	2	28.57	0	7
85	Returning Officer Kurwongbah Pre-Poll	0	0.00	0	0.00	0	0
86	Returning Officer Lockyer Pre-Poll	0	0.00	3	100.00	0	3
87	Returning Officer Logan Pre-Poll	0	0.00	1	100.00	0	1
88	Returning Officer Lytton Pre-Poll	0	0.00	2	100.00	0	2
89	Returning Officer Macalister Pre-Poll	0	0.00	0	0.00	0	0
90	Returning Officer Mackay Pre-Poll	0	0.00	0	0.00	0	0
91	Returning Officer Maiwar Pre-Poll	0	0.00	0	0.00	0	0
92	Returning Officer Mansfield Pre-Poll	0	0.00	0	0.00	0	0
93	Returning Officer Maroochydore Pre-Poll	0	0.00	0	0.00	0	0
94	Returning Officer Maryborough Pre-Poll	63	49.22	65	50.78	0	128
95	Returning Officer Mcconnel Pre-Poll	0	0.00	0	0.00	0	0
96	Returning Officer Mermaid Beach Pre-Poll	0	0.00	0	0.00	0	0
97	Returning Officer Miller Pre-Poll	1	100.00	0	0.00	0	1
98	Returning Officer Mirani Pre-Poll	0	0.00	0	0.00	0	0
99	Returning Officer Moggill Pre-Poll	0	0.00	0	0.00	0	0
100	Returning Officer Morayfield Pre-Poll	0	0.00	0	0.00	0	0
101	Returning Officer Mount Ommaney Pre-	0	0.00	1	100.00	0	1
102	Returning Officer Mudgeeraba Pre-Poll	0	0.00	0	0.00	0	0
103	Returning Officer Mulgrave Pre-Poll	0	0.00	0	0.00	0	0
104	Returning Officer Mundingburra Pre-Poll	0	0.00	0	0.00	0	0
105	Returning Officer Murrumba Pre-Poll	0	0.00	0	0.00	0	0
106	Returning Officer Nanango Pre-Poll	1	33.33	2	66.67	0	3
107	Returning Officer Nicklin Pre-Poll	1	100.00	0	0.00	0	1
108	Returning Officer Ninderry Pre-Poll	0	0.00	0	0.00	0	0
109	Returning Officer Noosa Pre-Poll	0	0.00	0	0.00	0	0
110	Returning Officer Nudgee Pre-Poll	5	100.00	0	0.00	0	5
111	Returning Officer Oodgeroo Pre-Poll	0	0.00	0	0.00	0	0
112	Returning Officer Pine Rivers Pre-Poll	4	66.67	2	33.33	0	6
113	Returning Officer Pumicestone Pre-Poll	1	100.00	0	0.00	0	1
114	Returning Officer Redcliffe Pre-Poll	1	50.00	1	50.00	0	2
115	Returning Officer Redlands Pre-Poll	0	0.00	0	0.00	0	0
116	Returning Officer Rockhampton Pre-Poll	3	30.00	7	70.00	0	10
117	Returning Officer Sandgate Pre-Poll	2	100.00	0	0.00	0	2
118	Returning Officer Scenic Rim Pre-Poll	1	33.33	2	66.67	0	3
119	Returning Officer South Brisbane Pre-Poll	2	28.57	5	71.43	0	7
120	Returning Officer Southern Downs Pre-	1	100.00	0	0.00	0	1

2017 State General Election

Two Candidate Preferred Results After Preferences By Booth

33. Hervey Bay						37,620
		SORENSEN, Ted LNP		TANTARI, Adrian ALP		Total Exhausted	Total Formal
No.	Polling Booth	Votes	%	Votes	%	Votes	Votes
121	Returning Officer Southport Pre-Poll	0	0.00	0	0.00	0	0
122	Returning Officer Springwood Pre-Poll	2	66.67	1	33.33	0	3
123	Returning Officer Stafford Pre-Poll	0	0.00	2	100.00	0	2
124	Returning Officer Stretton Pre-Poll	1	100.00	0	0.00	0	1
125	Returning Officer Surfers Paradise Pre-	0	0.00	1	100.00	0	1
126	Returning Officer Theodore Pre-Poll	0	0.00	0	0.00	0	0
127	Returning Officer Thuringowa Pre-Poll	0	0.00	0	0.00	0	0
128	Returning Officer Toohey Pre-Poll	0	0.00	0	0.00	0	0
129	Returning Officer Toowoomba North Pre-	3	75.00	1	25.00	0	4
130	Returning Officer Toowoomba South Pre-	1	25.00	3	75.00	0	4
131	Returning Officer Townsville Pre-Poll	0	0.00	0	0.00	0	0
132	Returning Officer Traeger Pre-Poll	1	50.00	1	50.00	0	2
133	Returning Officer Warrego Pre-Poll	0	0.00	0	0.00	0	0
134	Returning Officer Waterford Pre-Poll	0	0.00	0	0.00	0	0
135	Returning Officer Whitsunday Pre-Poll	0	0.00	0	0.00	0	0
136	Returning Officer Woodridge Pre-Poll	0	0.00	0	0.00	0	0
	Polling Booth Totals	**15,780**	**58.73**	**11,090**	**41.27**	**0**	**26,870**
301	Postal, Special Postal, Unenrolled Votes	2,536	63.05	1,486	36.95	0	4,022
302	Pre-Poll (In Person) Absent Votes	59	53.64	51	46.36	0	110
303	Polling Day Absent Votes	490	53.03	434	46.97	0	924
305	Declared Institution Votes	15	75.00	5	25.00	0	20
306	Polling Day Declaration Votes	0	0.00	0	0.00	0	0
308	Uncertain Identity	0	0.00	0	0.00	0	0
	Declaration Vote Totals	**3,100**	**61.07**	**1,976**	**38.93**	**0**	**5,076**
	Total Final Preference Votes	**18,880**	**59.10**	**13,066**	**40.90**	**0**	**31,946**

2017 State General Election

Two Candidate Preferred Results After Preferences By Booth

34. Hill						36,893
		KNUTH, Shane KAP		QUAGLIATA, Mario LNP		Total Exhausted	Total Formal
No.	Polling Booth	Votes	%	Votes	%	Votes	Votes
1	Atherton	1,001	76.30	311	23.70	0	1,312
2	Atherton North	535	76.32	166	23.68	0	701
3	Babinda	518	67.19	253	32.81	0	771
4	Dimbulah	282	82.22	61	17.78	0	343
5	East Palmerston	106	71.62	42	28.38	0	148
6	El Arish	227	62.53	136	37.47	0	363
7	Feluga	83	47.70	91	52.30	0	174
8	Flying Fish Point	126	70.79	52	29.21	0	178
9	Goondi	425	59.94	284	40.06	0	709
10	Herberton	558	80.99	131	19.01	0	689
11	Innisfail East	771	69.84	333	30.16	0	1,104
12	Innisfail North	534	71.58	212	28.42	0	746
13	Kairi	171	63.81	97	36.19	0	268
14	Kurrimine	212	62.72	126	37.28	0	338
15	Lower Tully	6	42.86	8	57.14	0	14
16	Malanda	1,161	76.63	354	23.37	0	1,515
17	Mena Creek	227	73.70	81	26.30	0	308
18	Millaa Millaa	289	82.34	62	17.66	0	351
19	Mirriwinni	271	60.22	179	39.78	0	450
20	Mission Beach	807	61.28	510	38.72	0	1,317
21	Mount Garnet	194	78.54	53	21.46	0	247
22	Mourilyan	563	74.18	196	25.82	0	759
23	Mundoo	224	64.37	124	35.63	0	348
24	Mutchilba	102	69.39	45	30.61	0	147
25	Ravenshoe	527	78.54	144	21.46	0	671
26	Silkwood	173	62.68	103	37.32	0	276
27	South Johnstone	222	71.15	90	28.85	0	312
28	Tolga	735	72.92	273	27.08	0	1,008
29	Tully	359	61.26	227	38.74	0	586
30	Walkamin	154	68.75	70	31.25	0	224
31	Yungaburra	578	69.55	253	30.45	0	831
32	Brisbane CBD All-Districts Centre	4	100.00	0	0.00	0	4
33	Bundaberg All-Districts Centre	1	100.00	0	0.00	0	1
34	Burleigh All-Districts Centre	0	0.00	0	0.00	0	0
35	Cairns All-Districts Centre	24	80.00	6	20.00	0	30
36	East Brisbane All-Districts Centre	4	80.00	1	20.00	0	5
37	Hervey Bay All-Districts Centre	0	0.00	0	0.00	0	0
38	Mackay All-Districts Centre	0	0.00	1	100.00	0	1
39	Maroochydore All-Districts Centre	0	0.00	0	0.00	0	0
40	Morayfield All-Districts Centre	0	0.00	0	0.00	0	0

2017 State General Election

Two Candidate Preferred Results After Preferences By Booth

34. Hill						36,893
		KNUTH, Shane KAP		QUAGLIATA, Mario LNP		Total Exhausted	Total Formal
No.	Polling Booth	Votes	%	Votes	%	Votes	Votes
41	Noosa All-Districts Centre	2	100.00	0	0.00	0	2
42	Oodgeroo All-Districts Centre	0	0.00	0	0.00	0	0
43	Redcliffe All-Districts Centre	0	0.00	0	0.00	0	0
44	Southport All-Districts Centre	0	0.00	0	0.00	0	0
45	Telephone Voting	1	25.00	3	75.00	0	4
46	Townsville All-Districts Centre	2	100.00	0	0.00	0	2
47	Vulture Street All-Districts Centre	1	33.33	2	66.67	0	3
48	Woolloongabba All-Districts Centre	1	50.00	1	50.00	0	2
49	Brisbane CBD All-Districts Centre Pre-Poll	13	59.09	9	40.91	0	22
50	Bundaberg All-Districts Centre Pre-Poll	4	100.00	0	0.00	0	4
51	Burleigh All-Districts Centre Pre-Poll	5	62.50	3	37.50	0	8
52	Cairns All-Districts Centre Pre-Poll	195	63.31	113	36.69	0	308
53	Electoral Visit	83	58.04	60	41.96	0	143
54	Hervey Bay All-Districts Centre Pre-poll	3	60.00	2	40.00	0	5
55	Mackay All-Districts Centre Pre-Poll	11	84.62	2	15.38	0	13
56	Maroochydore All-Districts Centre Pre-	5	83.33	1	16.67	0	6
57	Morayfield All-Districts Centre Pre-poll	2	100.00	0	0.00	0	2
58	Noosa All-Districts Centre Pre-Poll	3	60.00	2	40.00	0	5
59	Oodgeroo All-Districts Centre Pre-Poll	3	60.00	2	40.00	0	5
60	Redcliffe All-Districts Centre Pre-Poll	4	100.00	0	0.00	0	4
61	Southport All-Districts Centre Pre-Poll	4	50.00	4	50.00	0	8
62	Telephone Voting - Pre-poll	6	54.55	5	45.45	0	11
63	Townsville All-Districts Centre Pre-Poll	25	54.35	21	45.65	0	46
64	eAssist - Coorparoo Pre-Poll	0	0.00	0	0.00	0	0
65	Atherton Pre-poll	3,496	76.77	1,058	23.23	0	4,554
66	Innisfail Pre-poll	2,234	63.88	1,263	36.12	0	3,497
67	Ravenshoe Pre-Poll	458	73.05	169	26.95	0	627
68	Returning Officer Hill Pre-Poll	769	56.30	597	43.70	0	1,366
69	Returning Officer Algester Pre-Poll	0	0.00	0	0.00	0	0
70	Returning Officer Aspley Pre-Poll	1	33.33	2	66.67	0	3
71	Returning Officer Bancroft Pre-Poll	0	0.00	0	0.00	0	0
72	Returning Officer Barron River Pre-Poll	5	38.46	8	61.54	0	13
73	Returning Officer Bonney Pre-Poll	1	100.00	0	0.00	0	1
74	Returning Officer Broadwater Pre-Poll	1	33.33	2	66.67	0	3
75	Returning Officer Buderim Pre-Poll	1	100.00	0	0.00	0	1
76	Returning Officer Bulimba Pre-Poll	1	100.00	0	0.00	0	1
77	Returning Officer Bundaberg Pre-Poll	0	0.00	0	0.00	0	0
78	Returning Officer Bundamba Pre-Poll	0	0.00	0	0.00	0	0
79	Returning Officer Burdekin Pre-Poll	0	0.00	0	0.00	0	0
80	Returning Officer Burleigh Pre-Poll	0	0.00	0	0.00	0	0

2017 State General Election

Two Candidate Preferred Results After Preferences By Booth

34. Hill **36,893**

No.	Polling Booth	KNUTH, Shane KAP Votes	%	QUAGLIATA, Mario LNP Votes	%	Total Exhausted Votes	Total Formal Votes
81	Returning Officer Burnett Pre-Poll	0	0.00	0	0.00	0	0
82	Returning Officer Cairns Pre-Poll	0	0.00	0	0.00	0	0
83	Returning Officer Callide Pre-Poll	1	100.00	0	0.00	0	1
84	Returning Officer Caloundra Pre-Poll	2	50.00	2	50.00	0	4
85	Returning Officer Capalaba Pre-Poll	1	100.00	0	0.00	0	1
86	Returning Officer Chatsworth Pre-Poll	0	0.00	0	0.00	0	0
87	Returning Officer Clayfield Pre-Poll	1	100.00	0	0.00	0	1
88	Returning Officer Condamine Pre-Poll	0	0.00	0	0.00	0	0
89	Returning Officer Cook Pre-Poll	133	73.08	49	26.92	0	182
90	Returning Officer Coomera Pre-Poll	0	0.00	1	100.00	0	1
91	Returning Officer Cooper Pre-Poll	0	0.00	1	100.00	0	1
92	Returning Officer Currumbin Pre-Poll	2	100.00	0	0.00	0	2
93	Returning Officer Everton Pre-Poll	1	50.00	1	50.00	0	2
94	Returning Officer Ferny Grove Pre-Poll	0	0.00	0	0.00	0	0
95	Returning Officer Gaven Pre-Poll	0	0.00	0	0.00	0	0
96	Returning Officer Gladstone Pre-Poll	4	57.14	3	42.86	0	7
97	Returning Officer Glass House Pre-Poll	2	100.00	0	0.00	0	2
98	Returning Officer Greenslopes Pre-Poll	2	66.67	1	33.33	0	3
99	Returning Officer Gregory Pre-Poll	0	0.00	0	0.00	0	0
100	Returning Officer Gympie Pre-Poll	1	50.00	1	50.00	0	2
101	Returning Officer Hervey Bay Pre-Poll	2	40.00	3	60.00	0	5
102	Returning Officer Hinchinbrook Pre-Poll	6	75.00	2	25.00	0	8
103	Returning Officer Inala Pre-Poll	0	0.00	0	0.00	0	0
104	Returning Officer Ipswich Pre-Poll	4	100.00	0	0.00	0	4
105	Returning Officer Ipswich West Pre-Poll	0	0.00	0	0.00	0	0
106	Returning Officer Jordan Pre-Poll	0	0.00	0	0.00	0	0
107	Returning Officer Kawana Pre-Poll	2	100.00	0	0.00	0	2
108	Returning Officer Keppel Pre-Poll	5	100.00	0	0.00	0	5
109	Returning Officer Kurwongbah Pre-Poll	0	0.00	0	0.00	0	0
110	Returning Officer Lockyer Pre-Poll	0	0.00	0	0.00	0	0
111	Returning Officer Logan Pre-Poll	3	100.00	0	0.00	0	3
112	Returning Officer Lytton Pre-Poll	2	66.67	1	33.33	0	3
113	Returning Officer Macalister Pre-Poll	0	0.00	0	0.00	0	0
114	Returning Officer Mackay Pre-Poll	0	0.00	0	0.00	0	0
115	Returning Officer Maiwar Pre-Poll	0	0.00	0	0.00	0	0
116	Returning Officer Mansfield Pre-Poll	2	100.00	0	0.00	0	2
117	Returning Officer Maroochydore Pre-Poll	0	0.00	0	0.00	0	0
118	Returning Officer Maryborough Pre-Poll	5	55.56	4	44.44	0	9
119	Returning Officer Mcconnel Pre-Poll	1	50.00	1	50.00	0	2
120	Returning Officer Mermaid Beach Pre-Poll	0	0.00	2	100.00	0	2

2017 State General Election

Two Candidate Preferred Results After Preferences By Booth

34. Hill **36,893**

No.	Polling Booth	KNUTH, Shane KAP Votes	%	QUAGLIATA, Mario LNP Votes	%	Total Exhausted Votes	Total Formal Votes
121	Returning Officer Miller Pre-Poll	1	100.00	0	0.00	0	1
122	Returning Officer Mirani Pre-Poll	0	0.00	0	0.00	0	0
123	Returning Officer Moggill Pre-Poll	0	0.00	0	0.00	0	0
124	Returning Officer Morayfield Pre-Poll	0	0.00	0	0.00	0	0
125	Returning Officer Mount Ommaney Pre-	0	0.00	0	0.00	0	0
126	Returning Officer Mudgeeraba Pre-Poll	0	0.00	0	0.00	0	0
127	Returning Officer Mulgrave Pre-Poll	5	62.50	3	37.50	0	8
128	Returning Officer Mundingburra Pre-Poll	0	0.00	0	0.00	0	0
129	Returning Officer Murrumba Pre-Poll	0	0.00	0	0.00	0	0
130	Returning Officer Nanango Pre-Poll	4	57.14	3	42.86	0	7
131	Returning Officer Nicklin Pre-Poll	0	0.00	0	0.00	0	0
132	Returning Officer Ninderry Pre-Poll	0	0.00	0	0.00	0	0
133	Returning Officer Noosa Pre-Poll	0	0.00	0	0.00	0	0
134	Returning Officer Nudgee Pre-Poll	0	0.00	0	0.00	0	0
135	Returning Officer Oodgeroo Pre-Poll	0	0.00	0	0.00	0	0
136	Returning Officer Pine Rivers Pre-Poll	0	0.00	0	0.00	0	0
137	Returning Officer Pumicestone Pre-Poll	0	0.00	1	100.00	0	1
138	Returning Officer Redcliffe Pre-Poll	0	0.00	0	0.00	0	0
139	Returning Officer Redlands Pre-Poll	0	0.00	0	0.00	0	0
140	Returning Officer Rockhampton Pre-Poll	5	55.56	4	44.44	0	9
141	Returning Officer Sandgate Pre-Poll	1	33.33	2	66.67	0	3
142	Returning Officer Scenic Rim Pre-Poll	2	66.67	1	33.33	0	3
143	Returning Officer South Brisbane Pre-Poll	1	100.00	0	0.00	0	1
144	Returning Officer Southern Downs Pre-	0	0.00	0	0.00	0	0
145	Returning Officer Southport Pre-Poll	0	0.00	0	0.00	0	0
146	Returning Officer Springwood Pre-Poll	2	50.00	2	50.00	0	4
147	Returning Officer Stafford Pre-Poll	1	50.00	1	50.00	0	2
148	Returning Officer Stretton Pre-Poll	0	0.00	0	0.00	0	0
149	Returning Officer Surfers Paradise Pre-	1	100.00	0	0.00	0	1
150	Returning Officer Theodore Pre-Poll	0	0.00	0	0.00	0	0
151	Returning Officer Thuringowa Pre-Poll	0	0.00	0	0.00	0	0
152	Returning Officer Toohey Pre-Poll	0	0.00	0	0.00	0	0
153	Returning Officer Toowoomba North Pre-	1	100.00	0	0.00	0	1
154	Returning Officer Toowoomba South Pre-	0	0.00	0	0.00	0	0
155	Returning Officer Townsville Pre-Poll	0	0.00	0	0.00	0	0
156	Returning Officer Traeger Pre-Poll	7	100.00	0	0.00	0	7
157	Returning Officer Warrego Pre-Poll	0	0.00	0	0.00	0	0
158	Returning Officer Waterford Pre-Poll	0	0.00	0	0.00	0	0
159	Returning Officer Whitsunday Pre-Poll	0	0.00	1	100.00	0	1
160	Returning Officer Woodridge Pre-Poll	1	50.00	1	50.00	0	2

2017 State General Election

Two Candidate Preferred Results After Preferences By Booth

	Polling Booth Totals	**19,728**	**69.90**	**8,495**	**30.10**	**0**	**28,223**
301	Postal, Special Postal, Unenrolled Votes	1,284	68.74	584	31.26	0	1,868
302	Pre-Poll (In Person) Absent Votes	87	71.31	35	28.69	0	122
303	Polling Day Absent Votes	682	67.46	329	32.54	0	1,011
305	Declared Institution Votes	34	65.38	18	34.62	0	52
306	Polling Day Declaration Votes	0	0.00	0	0.00	0	0
308	Uncertain Identity	0	0.00	0	0.00	0	0
	Declaration Vote Totals	**2,087**	**68.36**	**966**	**31.64**	**0**	**3,053**
	Total Final Preference Votes	**21,815**	**69.75**	**9,461**	**30.25**	**0**	**31,276**

2017 State General Election

Two Candidate Preferred Results After Preferences By Booth

35. Hinchinbrook						33,488
	DAMETTO, Nick KAP		CRIPPS, Andrew LNP		Total Exhausted	Total Formal
No. Polling Booth	Votes	%	Votes	%	Votes	Votes
1 Abergowrie	46	41.07	66	58.93	0	112
2 Bluewater	913	71.78	359	28.22	0	1,272
3 Burdell	1,495	59.49	1,018	40.51	0	2,513
4 Cardwell	397	57.87	289	42.13	0	686
5 Deeragun	1,943	67.61	931	32.39	0	2,874
6 Forrest Beach	247	50.10	246	49.90	0	493
7 Halifax	200	60.06	133	39.94	0	333
8 Heatley	41	61.19	26	38.81	0	67
9 Ingham	457	52.17	419	47.83	0	876
10 Ingham Showgrounds	181	48.14	195	51.86	0	376
11 Kennedy	106	57.92	77	42.08	0	183
12 Kirwan	113	63.13	66	36.87	0	179
13 Kirwan High	72	53.33	63	46.67	0	135
14 Long Pocket	54	37.50	90	62.50	0	144
15 Lower Tully	113	48.71	119	51.29	0	232
16 Lucinda	83	47.70	91	52.30	0	174
17 Macknade	79	45.66	94	54.34	0	173
18 Murray River Upper	71	41.28	101	58.72	0	172
19 Northern Beaches	1,497	68.05	703	31.95	0	2,200
20 Rollingstone	358	59.08	248	40.92	0	606
21 Rupertswood	907	65.58	476	34.42	0	1,383
22 Toobanna	126	49.80	127	50.20	0	253
23 Trebonne	91	39.06	142	60.94	0	233
24 Tully	95	44.39	119	55.61	0	214
25 Victoria Estate	128	41.83	178	58.17	0	306
26 Weir	63	52.50	57	47.50	0	120
27 Willows	105	61.05	67	38.95	0	172
28 Brisbane CBD All-Districts Centre	0	0.00	1	100.00	0	1
29 Bundaberg All-Districts Centre	0	0.00	0	0.00	0	0
30 Burleigh All-Districts Centre	0	0.00	0	0.00	0	0
31 Cairns All-Districts Centre	1	20.00	4	80.00	0	5
32 East Brisbane All-Districts Centre	1	100.00	0	0.00	0	1
33 Hervey Bay All-Districts Centre	0	0.00	0	0.00	0	0
34 Mackay All-Districts Centre	0	0.00	0	0.00	0	0
35 Maroochydore All-Districts Centre	0	0.00	0	0.00	0	0
36 Morayfield All-Districts Centre	0	0.00	0	0.00	0	0
37 Noosa All-Districts Centre	0	0.00	0	0.00	0	0
38 Oodgeroo All-Districts Centre	0	0.00	0	0.00	0	0
39 Redcliffe All-Districts Centre	0	0.00	0	0.00	0	0
40 Southport All-Districts Centre	0	0.00	0	0.00	0	0

2017 State General Election

Two Candidate Preferred Results After Preferences By Booth

35. Hinchinbrook						33,488
		DAMETTO, Nick KAP		CRIPPS, Andrew LNP		Total Exhausted	Total Formal
No.	Polling Booth	Votes	%	Votes	%	Votes	Votes
41	Telephone Voting	4	50.00	4	50.00	0	8
42	Townsville All-Districts Centre	46	52.87	41	47.13	0	87
43	Vulture Street All-Districts Centre	1	100.00	0	0.00	0	1
44	Woolloongabba All-Districts Centre	0	0.00	0	0.00	0	0
45	Brisbane CBD All-Districts Centre Pre-Poll	4	44.44	5	55.56	0	9
46	Bundaberg All-Districts Centre Pre-Poll	5	62.50	3	37.50	0	8
47	Burleigh All-Districts Centre Pre-Poll	0	0.00	2	100.00	0	2
48	Cairns All-Districts Centre Pre-Poll	18	58.06	13	41.94	0	31
49	Electoral Visit	24	37.50	40	62.50	0	64
50	Hervey Bay All-Districts Centre Pre-poll	3	60.00	2	40.00	0	5
51	Mackay All-Districts Centre Pre-Poll	9	50.00	9	50.00	0	18
52	Maroochydore All-Districts Centre Pre-	1	100.00	0	0.00	0	1
53	Morayfield All-Districts Centre Pre-poll	0	0.00	1	100.00	0	1
54	Noosa All-Districts Centre Pre-Poll	3	42.86	4	57.14	0	7
55	Oodgeroo All-Districts Centre Pre-Poll	6	100.00	0	0.00	0	6
56	Redcliffe All-Districts Centre Pre-Poll	0	0.00	1	100.00	0	1
57	Southport All-Districts Centre Pre-Poll	0	0.00	0	0.00	0	0
58	Telephone Voting - Pre-poll	4	80.00	1	20.00	0	5
59	Townsville All-Districts Centre Pre-Poll	2,327	60.68	1,508	39.32	0	3,835
60	eAssist - Coorparoo Pre-Poll	0	0.00	0	0.00	0	0
61	Returning Officer Hinchinbrook Pre-Poll	1,397	45.71	1,659	54.29	0	3,056
62	Returning Officer Algester Pre-Poll	0	0.00	0	0.00	0	0
63	Returning Officer Aspley Pre-Poll	0	0.00	0	0.00	0	0
64	Returning Officer Bancroft Pre-Poll	0	0.00	0	0.00	0	0
65	Returning Officer Barron River Pre-Poll	1	100.00	0	0.00	0	1
66	Returning Officer Bonney Pre-Poll	0	0.00	0	0.00	0	0
67	Returning Officer Broadwater Pre-Poll	0	0.00	0	0.00	0	0
68	Returning Officer Buderim Pre-Poll	1	100.00	0	0.00	0	1
69	Returning Officer Bulimba Pre-Poll	0	0.00	1	100.00	0	1
70	Returning Officer Bundaberg Pre-Poll	0	0.00	0	0.00	0	0
71	Returning Officer Bundamba Pre-Poll	2	100.00	0	0.00	0	2
72	Returning Officer Burdekin Pre-Poll	3	60.00	2	40.00	0	5
73	Returning Officer Burleigh Pre-Poll	0	0.00	0	0.00	0	0
74	Returning Officer Burnett Pre-Poll	0	0.00	0	0.00	0	0
75	Returning Officer Cairns Pre-Poll	0	0.00	0	0.00	0	0
76	Returning Officer Callide Pre-Poll	0	0.00	0	0.00	0	0
77	Returning Officer Caloundra Pre-Poll	0	0.00	3	100.00	0	3
78	Returning Officer Capalaba Pre-Poll	0	0.00	0	0.00	0	0
79	Returning Officer Chatsworth Pre-Poll	0	0.00	0	0.00	0	0
80	Returning Officer Clayfield Pre-Poll	0	0.00	0	0.00	0	0

2017 State General Election

Two Candidate Preferred Results After Preferences By Booth

35. Hinchinbrook						33,488
		DAMETTO, Nick KAP		CRIPPS, Andrew LNP		Total Exhausted	Total Formal
No.	Polling Booth	Votes	%	Votes	%	Votes	Votes
81	Returning Officer Condamine Pre-Poll	0	0.00	0	0.00	0	0
82	Returning Officer Cook Pre-Poll	1	25.00	3	75.00	0	4
83	Returning Officer Coomera Pre-Poll	1	100.00	0	0.00	0	1
84	Returning Officer Cooper Pre-Poll	0	0.00	0	0.00	0	0
85	Returning Officer Currumbin Pre-Poll	1	50.00	1	50.00	0	2
86	Returning Officer Everton Pre-Poll	0	0.00	0	0.00	0	0
87	Returning Officer Ferny Grove Pre-Poll	0	0.00	0	0.00	0	0
88	Returning Officer Gaven Pre-Poll	0	0.00	0	0.00	0	0
89	Returning Officer Gladstone Pre-Poll	0	0.00	1	100.00	0	1
90	Returning Officer Glass House Pre-Poll	0	0.00	0	0.00	0	0
91	Returning Officer Greenslopes Pre-Poll	1	33.33	2	66.67	0	3
92	Returning Officer Gregory Pre-Poll	0	0.00	0	0.00	0	0
93	Returning Officer Gympie Pre-Poll	0	0.00	0	0.00	0	0
94	Returning Officer Hervey Bay Pre-Poll	0	0.00	0	0.00	0	0
95	Returning Officer Hill Pre-Poll	164	36.69	283	63.31	0	447
96	Returning Officer Inala Pre-Poll	0	0.00	1	100.00	0	1
97	Returning Officer Ipswich Pre-Poll	2	66.67	1	33.33	0	3
98	Returning Officer Ipswich West Pre-Poll	0	0.00	0	0.00	0	0
99	Returning Officer Jordan Pre-Poll	1	100.00	0	0.00	0	1
100	Returning Officer Kawana Pre-Poll	0	0.00	1	100.00	0	1
101	Returning Officer Keppel Pre-Poll	0	0.00	0	0.00	0	0
102	Returning Officer Kurwongbah Pre-Poll	1	100.00	0	0.00	0	1
103	Returning Officer Lockyer Pre-Poll	2	66.67	1	33.33	0	3
104	Returning Officer Logan Pre-Poll	1	100.00	0	0.00	0	1
105	Returning Officer Lytton Pre-Poll	1	100.00	0	0.00	0	1
106	Returning Officer Macalister Pre-Poll	0	0.00	0	0.00	0	0
107	Returning Officer Mackay Pre-Poll	0	0.00	0	0.00	0	0
108	Returning Officer Maiwar Pre-Poll	0	0.00	0	0.00	0	0
109	Returning Officer Mansfield Pre-Poll	0	0.00	0	0.00	0	0
110	Returning Officer Maroochydore Pre-Poll	0	0.00	0	0.00	0	0
111	Returning Officer Maryborough Pre-Poll	1	100.00	0	0.00	0	1
112	Returning Officer Mcconnel Pre-Poll	0	0.00	0	0.00	0	0
113	Returning Officer Mermaid Beach Pre-Poll	0	0.00	0	0.00	0	0
114	Returning Officer Miller Pre-Poll	0	0.00	0	0.00	0	0
115	Returning Officer Mirani Pre-Poll	0	0.00	0	0.00	0	0
116	Returning Officer Moggill Pre-Poll	0	0.00	0	0.00	0	0
117	Returning Officer Morayfield Pre-Poll	0	0.00	0	0.00	0	0
118	Returning Officer Mount Ommaney Pre-	0	0.00	0	0.00	0	0
119	Returning Officer Mudgeeraba Pre-Poll	0	0.00	0	0.00	0	0
120	Returning Officer Mulgrave Pre-Poll	0	0.00	1	100.00	0	1

2017 State General Election

Two Candidate Preferred Results After Preferences By Booth

35. Hinchinbrook						33,488
		DAMETTO, Nick KAP		CRIPPS, Andrew LNP		Total Exhausted	Total Formal
No.	Polling Booth	Votes	%	Votes	%	Votes	Votes
121	Returning Officer Mundingburra Pre-Poll	0	0.00	0	0.00	0	0
122	Returning Officer Murrumba Pre-Poll	3	100.00	0	0.00	0	3
123	Returning Officer Nanango Pre-Poll	0	0.00	0	0.00	0	0
124	Returning Officer Nicklin Pre-Poll	1	50.00	1	50.00	0	2
125	Returning Officer Ninderry Pre-Poll	1	25.00	3	75.00	0	4
126	Returning Officer Noosa Pre-Poll	0	0.00	0	0.00	0	0
127	Returning Officer Nudgee Pre-Poll	0	0.00	0	0.00	0	0
128	Returning Officer Oodgeroo Pre-Poll	0	0.00	0	0.00	0	0
129	Returning Officer Pine Rivers Pre-Poll	1	100.00	0	0.00	0	1
130	Returning Officer Pumicestone Pre-Poll	0	0.00	0	0.00	0	0
131	Returning Officer Redcliffe Pre-Poll	0	0.00	0	0.00	0	0
132	Returning Officer Redlands Pre-Poll	0	0.00	0	0.00	0	0
133	Returning Officer Rockhampton Pre-Poll	1	50.00	1	50.00	0	2
134	Returning Officer Sandgate Pre-Poll	0	0.00	1	100.00	0	1
135	Returning Officer Scenic Rim Pre-Poll	1	100.00	0	0.00	0	1
136	Returning Officer South Brisbane Pre-Poll	0	0.00	0	0.00	0	0
137	Returning Officer Southern Downs Pre-	1	100.00	0	0.00	0	1
138	Returning Officer Southport Pre-Poll	0	0.00	0	0.00	0	0
139	Returning Officer Springwood Pre-Poll	0	0.00	0	0.00	0	0
140	Returning Officer Stafford Pre-Poll	1	100.00	0	0.00	0	1
141	Returning Officer Stretton Pre-Poll	0	0.00	0	0.00	0	0
142	Returning Officer Surfers Paradise Pre-	0	0.00	0	0.00	0	0
143	Returning Officer Theodore Pre-Poll	0	0.00	0	0.00	0	0
144	Returning Officer Thuringowa Pre-Poll	0	0.00	0	0.00	0	0
145	Returning Officer Toohey Pre-Poll	0	0.00	0	0.00	0	0
146	Returning Officer Toowoomba North Pre-	2	50.00	2	50.00	0	4
147	Returning Officer Toowoomba South Pre-	0	0.00	1	100.00	0	1
148	Returning Officer Townsville Pre-Poll	0	0.00	0	0.00	0	0
149	Returning Officer Traeger Pre-Poll	7	53.85	6	46.15	0	13
150	Returning Officer Warrego Pre-Poll	0	0.00	2	100.00	0	2
151	Returning Officer Waterford Pre-Poll	0	0.00	0	0.00	0	0
152	Returning Officer Whitsunday Pre-Poll	0	0.00	0	0.00	0	0
153	Returning Officer Woodridge Pre-Poll	3	100.00	0	0.00	0	3
	Polling Booth Totals	**14,041**	**58.12**	**10,116**	**41.88**	**0**	**24,157**
301	Postal, Special Postal, Unenrolled Votes	1,235	50.24	1,223	49.76	0	2,458
302	Pre-Poll (In Person) Absent Votes	79	59.85	53	40.15	0	132
303	Polling Day Absent Votes	836	59.93	559	40.07	0	1,395
305	Declared Institution Votes	11	52.38	10	47.62	0	21
306	Polling Day Declaration Votes	86	62.32	52	37.68	0	138
308	Uncertain Identity	0	0.00	0	0.00	0	0
	Declaration Vote Totals	**2,247**	**54.22**	**1,897**	**45.78**	**0**	**4,144**
	Total Final Preference Votes	**16,288**	**57.55**	**12,013**	**42.45**	**0**	**28,301**

2017 State General Election

Two Candidate Preferred Results After Preferences By Booth

36. Inala						33,970
	PALASZCZUK, Annastacia ALP		MCFARLANE, Leanne LNP		Total Exhausted	Total Formal
No. Polling Booth	Votes	%	Votes	%	Votes	Votes
1 Carole Park	666	79.67	170	20.33	0	836
2 Darra	123	80.39	30	19.61	0	153
3 Durack	1,313	85.43	224	14.57	0	1,537
4 Forest Lake	2,133	70.89	876	29.11	0	3,009
5 Forest Lake East	1,473	71.89	576	28.11	0	2,049
6 Grand Avenue	1,933	71.17	783	28.83	0	2,716
7 Inala	1,800	84.71	325	15.29	0	2,125
8 Inala West	694	84.33	129	15.67	0	823
9 Oxley South	343	71.46	137	28.54	0	480
10 Richlands	465	83.94	89	16.06	0	554
11 Richlands East	1,338	85.17	233	14.83	0	1,571
12 Serviceton South	1,463	82.10	319	17.90	0	1,782
13 Brisbane CBD All-Districts Centre	30	78.95	8	21.05	0	38
14 Bundaberg All-Districts Centre	0	0.00	3	100.00	0	3
15 Burleigh All-Districts Centre	0	0.00	2	100.00	0	2
16 Cairns All-Districts Centre	0	0.00	0	0.00	0	0
17 East Brisbane All-Districts Centre	0	0.00	0	0.00	0	0
18 Hervey Bay All-Districts Centre	0	0.00	0	0.00	0	0
19 Mackay All-Districts Centre	0	0.00	0	0.00	0	0
20 Maroochydore All-Districts Centre	0	0.00	1	100.00	0	1
21 Morayfield All-Districts Centre	1	100.00	0	0.00	0	1
22 Noosa All-Districts Centre	2	66.67	1	33.33	0	3
23 Oodgeroo All-Districts Centre	1	100.00	0	0.00	0	1
24 Redcliffe All-Districts Centre	0	0.00	0	0.00	0	0
25 Southport All-Districts Centre	1	50.00	1	50.00	0	2
26 Telephone Voting	3	75.00	1	25.00	0	4
27 Townsville All-Districts Centre	0	0.00	0	0.00	0	0
28 Vulture Street All-Districts Centre	0	0.00	0	0.00	0	0
29 Woolloongabba All-Districts Centre	0	0.00	0	0.00	0	0
30 Brisbane CBD All-Districts Centre Pre-Poll	310	78.09	87	21.91	0	397
31 Bundaberg All-Districts Centre Pre-Poll	0	0.00	3	100.00	0	3
32 Burleigh All-Districts Centre Pre-Poll	3	75.00	1	25.00	0	4
33 Cairns All-Districts Centre Pre-Poll	1	100.00	0	0.00	0	1
34 Electoral Visit	19	90.48	2	9.52	0	21
35 Hervey Bay All-Districts Centre Pre-poll	1	50.00	1	50.00	0	2
36 Mackay All-Districts Centre Pre-Poll	0	0.00	0	0.00	0	0
37 Maroochydore All-Districts Centre Pre-	0	0.00	0	0.00	0	0
38 Morayfield All-Districts Centre Pre-poll	2	50.00	2	50.00	0	4
39 Noosa All-Districts Centre Pre-Poll	3	100.00	0	0.00	0	3
40 Oodgeroo All-Districts Centre Pre-Poll	7	50.00	7	50.00	0	14

2017 State General Election

Two Candidate Preferred Results After Preferences By Booth

36. Inala						33,970
	PALASZCZUK, Annastacia ALP		MCFARLANE, Leanne LNP		Total Exhausted	Total Formal
No. Polling Booth	Votes	%	Votes	%	Votes	Votes
41 Redcliffe All-Districts Centre Pre-Poll	1	100.00	0	0.00	0	1
42 Southport All-Districts Centre Pre-Poll	9	90.00	1	10.00	0	10
43 Telephone Voting - Pre-poll	11	84.62	2	15.38	0	13
44 Townsville All-Districts Centre Pre-Poll	3	75.00	1	25.00	0	4
45 eAssist - Coorparoo Pre-Poll	1	100.00	0	0.00	0	1
46 Returning Officer Inala Pre-Poll	2,811	73.45	1,016	26.55	0	3,827
47 Returning Officer Algester Pre-Poll	0	0.00	0	0.00	0	0
48 Returning Officer Aspley Pre-Poll	1	100.00	0	0.00	0	1
49 Returning Officer Bancroft Pre-Poll	0	0.00	0	0.00	0	0
50 Returning Officer Barron River Pre-Poll	0	0.00	0	0.00	0	0
51 Returning Officer Bonney Pre-Poll	0	0.00	0	0.00	0	0
52 Returning Officer Broadwater Pre-Poll	1	50.00	1	50.00	0	2
53 Returning Officer Buderim Pre-Poll	0	0.00	0	0.00	0	0
54 Returning Officer Bulimba Pre-Poll	3	75.00	1	25.00	0	4
55 Returning Officer Bundaberg Pre-Poll	1	33.33	2	66.67	0	3
56 Returning Officer Bundamba Pre-Poll	7	70.00	3	30.00	0	10
57 Returning Officer Burdekin Pre-Poll	0	0.00	0	0.00	0	0
58 Returning Officer Burleigh Pre-Poll	0	0.00	0	0.00	0	0
59 Returning Officer Burnett Pre-Poll	0	0.00	0	0.00	0	0
60 Returning Officer Cairns Pre-Poll	0	0.00	0	0.00	0	0
61 Returning Officer Callide Pre-Poll	0	0.00	0	0.00	0	0
62 Returning Officer Caloundra Pre-Poll	2	100.00	0	0.00	0	2
63 Returning Officer Capalaba Pre-Poll	1	50.00	1	50.00	0	2
64 Returning Officer Chatsworth Pre-Poll	0	0.00	0	0.00	0	0
65 Returning Officer Clayfield Pre-Poll	1	50.00	1	50.00	0	2
66 Returning Officer Condamine Pre-Poll	0	0.00	0	0.00	0	0
67 Returning Officer Cook Pre-Poll	0	0.00	0	0.00	0	0
68 Returning Officer Coomera Pre-Poll	1	100.00	0	0.00	0	1
69 Returning Officer Cooper Pre-Poll	3	75.00	1	25.00	0	4
70 Returning Officer Currumbin Pre-Poll	0	0.00	0	0.00	0	0
71 Returning Officer Everton Pre-Poll	0	0.00	0	0.00	0	0
72 Returning Officer Ferny Grove Pre-Poll	2	100.00	0	0.00	0	2
73 Returning Officer Gaven Pre-Poll	1	100.00	0	0.00	0	1
74 Returning Officer Gladstone Pre-Poll	2	50.00	2	50.00	0	4
75 Returning Officer Glass House Pre-Poll	0	0.00	0	0.00	0	0
76 Returning Officer Greenslopes Pre-Poll	7	63.64	4	36.36	0	11
77 Returning Officer Gregory Pre-Poll	0	0.00	0	0.00	0	0
78 Returning Officer Gympie Pre-Poll	0	0.00	0	0.00	0	0
79 Returning Officer Hervey Bay Pre-Poll	1	50.00	1	50.00	0	2
80 Returning Officer Hill Pre-Poll	0	0.00	0	0.00	0	0

2017 State General Election

Two Candidate Preferred Results After Preferences By Booth

36. Inala						33,970
	PALASZCZUK, Annastacia ALP		MCFARLANE, Leanne LNP		Total Exhausted	Total Formal
No. Polling Booth	Votes	%	Votes	%	Votes	Votes
81 Returning Officer Hinchinbrook Pre-Poll	2	100.00	0	0.00	0	2
82 Returning Officer Ipswich Pre-Poll	16	66.67	8	33.33	0	24
83 Returning Officer Ipswich West Pre-Poll	0	0.00	0	0.00	0	0
84 Returning Officer Jordan Pre-Poll	201	64.63	110	35.37	0	311
85 Returning Officer Kawana Pre-Poll	0	0.00	0	0.00	0	0
86 Returning Officer Keppel Pre-Poll	0	0.00	0	0.00	0	0
87 Returning Officer Kurwongbah Pre-Poll	1	100.00	0	0.00	0	1
88 Returning Officer Lockyer Pre-Poll	4	80.00	1	20.00	0	5
89 Returning Officer Logan Pre-Poll	1	100.00	0	0.00	0	1
90 Returning Officer Lytton Pre-Poll	3	60.00	2	40.00	0	5
91 Returning Officer Macalister Pre-Poll	0	0.00	0	0.00	0	0
92 Returning Officer Mackay Pre-Poll	0	0.00	0	0.00	0	0
93 Returning Officer Maiwar Pre-Poll	8	61.54	5	38.46	0	13
94 Returning Officer Mansfield Pre-Poll	0	0.00	0	0.00	0	0
95 Returning Officer Maroochydore Pre-Poll	0	0.00	0	0.00	0	0
96 Returning Officer Maryborough Pre-Poll	0	0.00	0	0.00	0	0
97 Returning Officer Mcconnel Pre-Poll	4	66.67	2	33.33	0	6
98 Returning Officer Mermaid Beach Pre-Poll	1	100.00	0	0.00	0	1
99 Returning Officer Miller Pre-Poll	22	68.75	10	31.25	0	32
100 Returning Officer Mirani Pre-Poll	1	100.00	0	0.00	0	1
101 Returning Officer Moggill Pre-Poll	4	57.14	3	42.86	0	7
102 Returning Officer Morayfield Pre-Poll	0	0.00	0	0.00	0	0
103 Returning Officer Mount Ommaney Pre-	0	0.00	0	0.00	0	0
104 Returning Officer Mudgeeraba Pre-Poll	0	0.00	0	0.00	0	0
105 Returning Officer Mulgrave Pre-Poll	1	100.00	0	0.00	0	1
106 Returning Officer Mundingburra Pre-Poll	0	0.00	0	0.00	0	0
107 Returning Officer Murrumba Pre-Poll	0	0.00	0	0.00	0	0
108 Returning Officer Nanango Pre-Poll	0	0.00	0	0.00	0	0
109 Returning Officer Nicklin Pre-Poll	0	0.00	0	0.00	0	0
110 Returning Officer Ninderry Pre-Poll	0	0.00	0	0.00	0	0
111 Returning Officer Noosa Pre-Poll	0	0.00	0	0.00	0	0
112 Returning Officer Nudgee Pre-Poll	1	50.00	1	50.00	0	2
113 Returning Officer Oodgeroo Pre-Poll	8	66.67	4	33.33	0	12
114 Returning Officer Pine Rivers Pre-Poll	1	100.00	0	0.00	0	1
115 Returning Officer Pumicestone Pre-Poll	1	50.00	1	50.00	0	2
116 Returning Officer Redcliffe Pre-Poll	0	0.00	0	0.00	0	0
117 Returning Officer Redlands Pre-Poll	2	66.67	1	33.33	0	3
118 Returning Officer Rockhampton Pre-Poll	0	0.00	0	0.00	0	0
119 Returning Officer Sandgate Pre-Poll	0	0.00	0	0.00	0	0
120 Returning Officer Scenic Rim Pre-Poll	1	100.00	0	0.00	0	1

2017 State General Election

Two Candidate Preferred Results After Preferences By Booth

36. Inala						33,970
	PALASZCZUK, Annastacia ALP		MCFARLANE, Leanne LNP		Total Exhausted	Total Formal
No. Polling Booth	Votes	%	Votes	%	Votes	Votes
121 Returning Officer South Brisbane Pre-Poll	16	61.54	10	38.46	0	26
122 Returning Officer Southern Downs Pre-	0	0.00	0	0.00	0	0
123 Returning Officer Southport Pre-Poll	9	60.00	6	40.00	0	15
124 Returning Officer Springwood Pre-Poll	5	55.56	4	44.44	0	9
125 Returning Officer Stafford Pre-Poll	1	50.00	1	50.00	0	2
126 Returning Officer Stretton Pre-Poll	3	50.00	3	50.00	0	6
127 Returning Officer Surfers Paradise Pre-	0	0.00	1	100.00	0	1
128 Returning Officer Theodore Pre-Poll	1	50.00	1	50.00	0	2
129 Returning Officer Thuringowa Pre-Poll	0	0.00	0	0.00	0	0
130 Returning Officer Toohey Pre-Poll	9	56.25	7	43.75	0	16
131 Returning Officer Toowoomba North Pre-	0	0.00	2	100.00	0	2
132 Returning Officer Toowoomba South Pre-	0	0.00	0	0.00	0	0
133 Returning Officer Townsville Pre-Poll	0	0.00	0	0.00	0	0
134 Returning Officer Traeger Pre-Poll	1	100.00	0	0.00	0	1
135 Returning Officer Warrego Pre-Poll	0	0.00	0	0.00	0	0
136 Returning Officer Waterford Pre-Poll	0	0.00	0	0.00	0	0
137 Returning Officer Whitsunday Pre-Poll	1	100.00	0	0.00	0	1
138 Returning Officer Woodridge Pre-Poll	11	68.75	5	31.25	0	16
Polling Booth Totals	**17,338**	**76.81**	**5,236**	**23.19**	**0**	**22,574**
301 Postal, Special Postal, Unenrolled Votes	2,152	72.00	837	28.00	0	2,989
302 Pre-Poll (In Person) Absent Votes	45	78.95	12	21.05	0	57
303 Polling Day Absent Votes	1,071	72.61	404	27.39	0	1,475
305 Declared Institution Votes	44	67.69	21	32.31	0	65
306 Polling Day Declaration Votes	128	87.67	18	12.33	0	146
308 Uncertain Identity	0	0.00	0	0.00	0	0
Declaration Vote Totals	**3,440**	**72.70**	**1,292**	**27.30**	**0**	**4,732**
Total Final Preference Votes	**20,778**	**76.09**	**6,528**	**23.91**	**0**	**27,306**

2017 State General Election

Two Candidate Preferred Results After Preferences By Booth

37. Ipswich						31,774
		HOWARD, Jennifer ALP		ROBERTS, Malcolm ONP		Total Exhausted	Total Formal
No.	Polling Booth	Votes	%	Votes	%	Votes	Votes
1	Blackstone	74	57.81	54	42.19	0	128
2	Brassall	134	65.37	71	34.63	0	205
3	Bundamba	80	58.82	56	41.18	0	136
4	Bundamba South	214	62.03	131	37.97	0	345
5	Churchill	474	59.40	324	40.60	0	798
6	East Ipswich	690	63.30	400	36.70	0	1,090
7	Flinders View	776	51.53	730	48.47	0	1,506
8	Glebe Road	550	65.63	288	34.37	0	838
9	Griffith Road	728	70.27	308	29.73	0	1,036
10	North Booval	630	63.25	366	36.75	0	996
11	Raceview	1,500	57.98	1,087	42.02	0	2,587
12	Raceview West	1,043	61.21	661	38.79	0	1,704
13	Redbank Plains	31	68.89	14	31.11	0	45
14	Sadliers Crossing	789	64.09	442	35.91	0	1,231
15	Silkstone	1,284	62.42	773	37.58	0	2,057
16	West Ipswich	271	65.46	143	34.54	0	414
17	Yamanto	650	58.35	464	41.65	0	1,114
18	Brisbane CBD All-Districts Centre	14	60.87	9	39.13	0	23
19	Bundaberg All-Districts Centre	0	0.00	1	100.00	0	1
20	Burleigh All-Districts Centre	0	0.00	0	0.00	0	0
21	Cairns All-Districts Centre	0	0.00	0	0.00	0	0
22	East Brisbane All-Districts Centre	0	0.00	0	0.00	0	0
23	Hervey Bay All-Districts Centre	0	0.00	0	0.00	0	0
24	Mackay All-Districts Centre	0	0.00	0	0.00	0	0
25	Maroochydore All-Districts Centre	2	50.00	2	50.00	0	4
26	Morayfield All-Districts Centre	0	0.00	1	100.00	0	1
27	Noosa All-Districts Centre	2	100.00	0	0.00	0	2
28	Oodgeroo All-Districts Centre	1	100.00	0	0.00	0	1
29	Redcliffe All-Districts Centre	0	0.00	1	100.00	0	1
30	Southport All-Districts Centre	0	0.00	0	0.00	0	0
31	Telephone Voting	2	50.00	2	50.00	0	4
32	Townsville All-Districts Centre	0	0.00	0	0.00	0	0
33	Vulture Street All-Districts Centre	0	0.00	0	0.00	0	0
34	Woolloongabba All-Districts Centre	0	0.00	0	0.00	0	0
35	Brisbane CBD All-Districts Centre Pre-Poll	99	75.00	33	25.00	0	132
36	Bundaberg All-Districts Centre Pre-Poll	4	66.67	2	33.33	0	6
37	Burleigh All-Districts Centre Pre-Poll	3	42.86	4	57.14	0	7
38	Cairns All-Districts Centre Pre-Poll	1	100.00	0	0.00	0	1
39	Electoral Visit	198	67.12	97	32.88	0	295
40	Hervey Bay All-Districts Centre Pre-poll	6	100.00	0	0.00	0	6

2017 State General Election

Two Candidate Preferred Results After Preferences By Booth

37. Ipswich						31,774
		HOWARD, Jennifer ALP		ROBERTS, Malcolm ONP		Total Exhausted	Total Formal
No.	Polling Booth	Votes	%	Votes	%	Votes	Votes
41	Mackay All-Districts Centre Pre-Poll	3	75.00	1	25.00	0	4
42	Maroochydore All-Districts Centre Pre-	2	66.67	1	33.33	0	3
43	Morayfield All-Districts Centre Pre-poll	2	100.00	0	0.00	0	2
44	Noosa All-Districts Centre Pre-Poll	2	66.67	1	33.33	0	3
45	Oodgeroo All-Districts Centre Pre-Poll	1	100.00	0	0.00	0	1
46	Redcliffe All-Districts Centre Pre-Poll	3	75.00	1	25.00	0	4
47	Southport All-Districts Centre Pre-Poll	0	0.00	0	0.00	0	0
48	Telephone Voting - Pre-poll	6	60.00	4	40.00	0	10
49	Townsville All-Districts Centre Pre-Poll	2	66.67	1	33.33	0	3
50	eAssist - Coorparoo Pre-Poll	2	100.00	0	0.00	0	2
51	Returning Officer Ipswich Pre-Poll	2,856	61.21	1,810	38.79	0	4,666
52	Returning Officer Algester Pre-Poll	0	0.00	0	0.00	0	0
53	Returning Officer Aspley Pre-Poll	0	0.00	0	0.00	0	0
54	Returning Officer Bancroft Pre-Poll	0	0.00	0	0.00	0	0
55	Returning Officer Barron River Pre-Poll	0	0.00	0	0.00	0	0
56	Returning Officer Bonney Pre-Poll	0	0.00	3	100.00	0	3
57	Returning Officer Broadwater Pre-Poll	2	66.67	1	33.33	0	3
58	Returning Officer Buderim Pre-Poll	0	0.00	0	0.00	0	0
59	Returning Officer Bulimba Pre-Poll	1	100.00	0	0.00	0	1
60	Returning Officer Bundaberg Pre-Poll	0	0.00	0	0.00	0	0
61	Returning Officer Bundamba Pre-Poll	586	53.18	516	46.82	0	1,102
62	Returning Officer Burdekin Pre-Poll	0	0.00	0	0.00	0	0
63	Returning Officer Burleigh Pre-Poll	0	0.00	0	0.00	0	0
64	Returning Officer Burnett Pre-Poll	0	0.00	0	0.00	0	0
65	Returning Officer Cairns Pre-Poll	0	0.00	0	0.00	0	0
66	Returning Officer Callide Pre-Poll	0	0.00	0	0.00	0	0
67	Returning Officer Caloundra Pre-Poll	0	0.00	0	0.00	0	0
68	Returning Officer Capalaba Pre-Poll	0	0.00	0	0.00	0	0
69	Returning Officer Chatsworth Pre-Poll	0	0.00	0	0.00	0	0
70	Returning Officer Clayfield Pre-Poll	0	0.00	0	0.00	0	0
71	Returning Officer Condamine Pre-Poll	0	0.00	0	0.00	0	0
72	Returning Officer Cook Pre-Poll	1	100.00	0	0.00	0	1
73	Returning Officer Coomera Pre-Poll	1	100.00	0	0.00	0	1
74	Returning Officer Cooper Pre-Poll	2	100.00	0	0.00	0	2
75	Returning Officer Currumbin Pre-Poll	3	100.00	0	0.00	0	3
76	Returning Officer Everton Pre-Poll	0	0.00	0	0.00	0	0
77	Returning Officer Ferny Grove Pre-Poll	0	0.00	1	100.00	0	1
78	Returning Officer Gaven Pre-Poll	0	0.00	0	0.00	0	0
79	Returning Officer Gladstone Pre-Poll	2	100.00	0	0.00	0	2
80	Returning Officer Glass House Pre-Poll	0	0.00	0	0.00	0	0

2017 State General Election

Two Candidate Preferred Results After Preferences By Booth

37. Ipswich						31,774
		HOWARD, Jennifer ALP		ROBERTS, Malcolm ONP		Total Exhausted	Total Formal
No.	Polling Booth	Votes	%	Votes	%	Votes	Votes
81	Returning Officer Greenslopes Pre-Poll	0	0.00	2	100.00	0	2
82	Returning Officer Gregory Pre-Poll	2	100.00	0	0.00	0	2
83	Returning Officer Gympie Pre-Poll	0	0.00	1	100.00	0	1
84	Returning Officer Hervey Bay Pre-Poll	0	0.00	0	0.00	0	0
85	Returning Officer Hill Pre-Poll	0	0.00	0	0.00	0	0
86	Returning Officer Hinchinbrook Pre-Poll	0	0.00	2	100.00	0	2
87	Returning Officer Inala Pre-Poll	5	55.56	4	44.44	0	9
88	Returning Officer Ipswich West Pre-Poll	0	0.00	0	0.00	0	0
89	Returning Officer Jordan Pre-Poll	8	61.54	5	38.46	0	13
90	Returning Officer Kawana Pre-Poll	1	100.00	0	0.00	0	1
91	Returning Officer Keppel Pre-Poll	0	0.00	2	100.00	0	2
92	Returning Officer Kurwongbah Pre-Poll	0	0.00	0	0.00	0	0
93	Returning Officer Lockyer Pre-Poll	1	20.00	4	80.00	0	5
94	Returning Officer Logan Pre-Poll	0	0.00	0	0.00	0	0
95	Returning Officer Lytton Pre-Poll	0	0.00	2	100.00	0	2
96	Returning Officer Macalister Pre-Poll	0	0.00	0	0.00	0	0
97	Returning Officer Mackay Pre-Poll	0	0.00	0	0.00	0	0
98	Returning Officer Maiwar Pre-Poll	4	80.00	1	20.00	0	5
99	Returning Officer Mansfield Pre-Poll	0	0.00	0	0.00	0	0
100	Returning Officer Maroochydore Pre-Poll	0	0.00	0	0.00	0	0
101	Returning Officer Maryborough Pre-Poll	0	0.00	3	100.00	0	3
102	Returning Officer Mcconnel Pre-Poll	1	100.00	0	0.00	0	1
103	Returning Officer Mermaid Beach Pre-Poll	1	100.00	0	0.00	0	1
104	Returning Officer Miller Pre-Poll	0	0.00	0	0.00	0	0
105	Returning Officer Mirani Pre-Poll	0	0.00	0	0.00	0	0
106	Returning Officer Moggill Pre-Poll	3	100.00	0	0.00	0	3
107	Returning Officer Morayfield Pre-Poll	0	0.00	0	0.00	0	0
108	Returning Officer Mount Ommaney Pre-	1	16.67	5	83.33	0	6
109	Returning Officer Mudgeeraba Pre-Poll	0	0.00	0	0.00	0	0
110	Returning Officer Mulgrave Pre-Poll	0	0.00	0	0.00	0	0
111	Returning Officer Mundingburra Pre-Poll	0	0.00	0	0.00	0	0
112	Returning Officer Murrumba Pre-Poll	1	100.00	0	0.00	0	1
113	Returning Officer Nanango Pre-Poll	0	0.00	0	0.00	0	0
114	Returning Officer Nicklin Pre-Poll	1	50.00	1	50.00	0	2
115	Returning Officer Ninderry Pre-Poll	0	0.00	0	0.00	0	0
116	Returning Officer Noosa Pre-Poll	0	0.00	0	0.00	0	0
117	Returning Officer Nudgee Pre-Poll	0	0.00	1	100.00	0	1
118	Returning Officer Oodgeroo Pre-Poll	0	0.00	0	0.00	0	0
119	Returning Officer Pine Rivers Pre-Poll	3	75.00	1	25.00	0	4
120	Returning Officer Pumicestone Pre-Poll	0	0.00	0	0.00	0	0

2017 State General Election

Two Candidate Preferred Results After Preferences By Booth

37. Ipswich						31,774
		HOWARD, Jennifer ALP		ROBERTS, Malcolm ONP		Total Exhausted	Total Formal
No.	Polling Booth	Votes	%	Votes	%	Votes	Votes
121	Returning Officer Redcliffe Pre-Poll	0	0.00	0	0.00	0	0
122	Returning Officer Redlands Pre-Poll	0	0.00	0	0.00	0	0
123	Returning Officer Rockhampton Pre-Poll	1	33.33	2	66.67	0	3
124	Returning Officer Sandgate Pre-Poll	0	0.00	1	100.00	0	1
125	Returning Officer Scenic Rim Pre-Poll	0	0.00	0	0.00	0	0
126	Returning Officer South Brisbane Pre-Poll	12	57.14	9	42.86	0	21
127	Returning Officer Southern Downs Pre-	2	100.00	0	0.00	0	2
128	Returning Officer Southport Pre-Poll	4	57.14	3	42.86	0	7
129	Returning Officer Springwood Pre-Poll	7	87.50	1	12.50	0	8
130	Returning Officer Stafford Pre-Poll	0	0.00	0	0.00	0	0
131	Returning Officer Stretton Pre-Poll	0	0.00	0	0.00	0	0
132	Returning Officer Surfers Paradise Pre-	0	0.00	1	100.00	0	1
133	Returning Officer Theodore Pre-Poll	0	0.00	0	0.00	0	0
134	Returning Officer Thuringowa Pre-Poll	0	0.00	0	0.00	0	0
135	Returning Officer Toohey Pre-Poll	1	25.00	3	75.00	0	4
136	Returning Officer Toowoomba North Pre-	1	33.33	2	66.67	0	3
137	Returning Officer Toowoomba South Pre-	0	0.00	0	0.00	0	0
138	Returning Officer Townsville Pre-Poll	0	0.00	0	0.00	0	0
139	Returning Officer Traeger Pre-Poll	2	100.00	0	0.00	0	2
140	Returning Officer Warrego Pre-Poll	0	0.00	0	0.00	0	0
141	Returning Officer Waterford Pre-Poll	0	0.00	0	0.00	0	0
142	Returning Officer Whitsunday Pre-Poll	0	0.00	0	0.00	0	0
143	Returning Officer Woodridge Pre-Poll	3	60.00	2	40.00	0	5
	Polling Booth Totals	**13,792**	**60.88**	**8,862**	**39.12**	**0**	**22,654**
301	Postal, Special Postal, Unenrolled Votes	1,743	61.63	1,085	38.37	0	2,828
302	Pre-Poll (In Person) Absent Votes	19	45.24	23	54.76	0	42
303	Polling Day Absent Votes	646	59.54	439	40.46	0	1,085
305	Declared Institution Votes	19	63.33	11	36.67	0	30
306	Polling Day Declaration Votes	43	61.43	27	38.57	0	70
308	Uncertain Identity	0	0.00	0	0.00	0	0
	Declaration Vote Totals	**2,470**	**60.91**	**1,585**	**39.09**	**0**	**4,055**
	Total Final Preference Votes	**16,262**	**60.89**	**10,447**	**39.11**	**0**	**26,709**

2017 State General Election

Two Candidate Preferred Results After Preferences By Booth

38. Ipswich West						33,898
		MADDEN, Jim ALP		TRUSSELL, Brad ONP		Total Exhausted	Total Formal
No.	Polling Booth	Votes	%	Votes	%	Votes	Votes
1	Brassall	1,398	62.55	837	37.45	0	2,235
2	Brassall West	1,264	64.59	693	35.41	0	1,957
3	Churchill	225	57.54	166	42.46	0	391
4	Grandchester	53	41.41	75	58.59	0	128
5	Haigslea	157	43.25	206	56.75	0	363
6	Karalee	1,405	54.14	1,190	45.86	0	2,595
7	Leichhardt	793	65.97	409	34.03	0	1,202
8	Leichhardt School	717	64.36	397	35.64	0	1,114
9	Marburg	215	47.57	237	52.43	0	452
10	North Ipswich	578	69.14	258	30.86	0	836
11	Pine Mountain Hall	342	53.61	296	46.39	0	638
12	Pine Mountain Road	687	63.03	403	36.97	0	1,090
13	Rosewood	760	50.53	744	49.47	0	1,504
14	Sadliers Crossing	69	61.06	44	38.94	0	113
15	Tivoli	843	62.58	504	37.42	0	1,347
16	Walloon	688	47.94	747	52.06	0	1,435
17	Yamanto	817	58.78	573	41.22	0	1,390
18	Brisbane CBD All-Districts Centre	13	92.86	1	7.14	0	14
19	Bundaberg All-Districts Centre	0	0.00	0	0.00	0	0
20	Burleigh All-Districts Centre	3	75.00	1	25.00	0	4
21	Cairns All-Districts Centre	0	0.00	1	100.00	0	1
22	East Brisbane All-Districts Centre	0	0.00	0	0.00	0	0
23	Hervey Bay All-Districts Centre	0	0.00	0	0.00	0	0
24	Mackay All-Districts Centre	0	0.00	2	100.00	0	2
25	Maroochydore All-Districts Centre	1	100.00	0	0.00	0	1
26	Morayfield All-Districts Centre	1	100.00	0	0.00	0	1
27	Noosa All-Districts Centre	0	0.00	3	100.00	0	3
28	Oodgeroo All-Districts Centre	0	0.00	0	0.00	0	0
29	Redcliffe All-Districts Centre	0	0.00	0	0.00	0	0
30	Southport All-Districts Centre	0	0.00	0	0.00	0	0
31	Telephone Voting	5	100.00	0	0.00	0	5
32	Townsville All-Districts Centre	0	0.00	0	0.00	0	0
33	Vulture Street All-Districts Centre	0	0.00	0	0.00	0	0
34	Woolloongabba All-Districts Centre	0	0.00	0	0.00	0	0
35	Brisbane CBD All-Districts Centre Pre-Poll	93	82.30	20	17.70	0	113
36	Bundaberg All-Districts Centre Pre-Poll	0	0.00	1	100.00	0	1
37	Burleigh All-Districts Centre Pre-Poll	1	33.33	2	66.67	0	3
38	Cairns All-Districts Centre Pre-Poll	1	100.00	0	0.00	0	1
39	Electoral Visit	91	64.08	51	35.92	0	142
40	Hervey Bay All-Districts Centre Pre-poll	0	0.00	0	0.00	0	0

2017 State General Election

Two Candidate Preferred Results After Preferences By Booth

38. Ipswich West							33,898
		MADDEN, Jim ALP		TRUSSELL, Brad ONP		Total Exhausted	Total Formal
No.	Polling Booth	Votes	%	Votes	%	Votes	Votes
41	Mackay All-Districts Centre Pre-Poll	3	60.00	2	40.00	0	5
42	Maroochydore All-Districts Centre Pre-	2	50.00	2	50.00	0	4
43	Morayfield All-Districts Centre Pre-poll	4	50.00	4	50.00	0	8
44	Noosa All-Districts Centre Pre-Poll	1	100.00	0	0.00	0	1
45	Oodgeroo All-Districts Centre Pre-Poll	3	50.00	3	50.00	0	6
46	Redcliffe All-Districts Centre Pre-Poll	1	100.00	0	0.00	0	1
47	Southport All-Districts Centre Pre-Poll	2	100.00	0	0.00	0	2
48	Telephone Voting - Pre-poll	4	66.67	2	33.33	0	6
49	Townsville All-Districts Centre Pre-Poll	2	40.00	3	60.00	0	5
50	eAssist - Coorparoo Pre-Poll	3	100.00	0	0.00	0	3
51	Returning Officer Ipswich West Pre-Poll	2,732	58.80	1,914	41.20	0	4,646
52	Returning Officer Algester Pre-Poll	0	0.00	0	0.00	0	0
53	Returning Officer Aspley Pre-Poll	0	0.00	1	100.00	0	1
54	Returning Officer Bancroft Pre-Poll	0	0.00	1	100.00	0	1
55	Returning Officer Barron River Pre-Poll	0	0.00	0	0.00	0	0
56	Returning Officer Bonney Pre-Poll	0	0.00	0	0.00	0	0
57	Returning Officer Broadwater Pre-Poll	0	0.00	1	100.00	0	1
58	Returning Officer Buderim Pre-Poll	0	0.00	0	0.00	0	0
59	Returning Officer Bulimba Pre-Poll	1	100.00	0	0.00	0	1
60	Returning Officer Bundaberg Pre-Poll	0	0.00	0	0.00	0	0
61	Returning Officer Bundamba Pre-Poll	246	57.34	183	42.66	0	429
62	Returning Officer Burdekin Pre-Poll	0	0.00	0	0.00	0	0
63	Returning Officer Burleigh Pre-Poll	0	0.00	0	0.00	0	0
64	Returning Officer Burnett Pre-Poll	0	0.00	0	0.00	0	0
65	Returning Officer Cairns Pre-Poll	0	0.00	0	0.00	0	0
66	Returning Officer Callide Pre-Poll	0	0.00	0	0.00	0	0
67	Returning Officer Caloundra Pre-Poll	3	75.00	1	25.00	0	4
68	Returning Officer Capalaba Pre-Poll	1	50.00	1	50.00	0	2
69	Returning Officer Chatsworth Pre-Poll	0	0.00	1	100.00	0	1
70	Returning Officer Clayfield Pre-Poll	2	40.00	3	60.00	0	5
71	Returning Officer Condamine Pre-Poll	0	0.00	3	100.00	0	3
72	Returning Officer Cook Pre-Poll	0	0.00	0	0.00	0	0
73	Returning Officer Coomera Pre-Poll	0	0.00	0	0.00	0	0
74	Returning Officer Cooper Pre-Poll	1	33.33	2	66.67	0	3
75	Returning Officer Currumbin Pre-Poll	0	0.00	1	100.00	0	1
76	Returning Officer Everton Pre-Poll	0	0.00	0	0.00	0	0
77	Returning Officer Ferny Grove Pre-Poll	0	0.00	0	0.00	0	0
78	Returning Officer Gaven Pre-Poll	0	0.00	1	100.00	0	1
79	Returning Officer Gladstone Pre-Poll	1	50.00	1	50.00	0	2
80	Returning Officer Glass House Pre-Poll	0	0.00	0	0.00	0	0

2017 State General Election

Two Candidate Preferred Results After Preferences By Booth

38. Ipswich West							33,898
		MADDEN, Jim ALP		TRUSSELL, Brad ONP		Total Exhausted	Total Formal
No.	Polling Booth	Votes	%	Votes	%	Votes	Votes
81	Returning Officer Greenslopes Pre-Poll	1	50.00	1	50.00	0	2
82	Returning Officer Gregory Pre-Poll	0	0.00	1	100.00	0	1
83	Returning Officer Gympie Pre-Poll	0	0.00	0	0.00	0	0
84	Returning Officer Hervey Bay Pre-Poll	0	0.00	0	0.00	0	0
85	Returning Officer Hill Pre-Poll	0	0.00	0	0.00	0	0
86	Returning Officer Hinchinbrook Pre-Poll	0	0.00	0	0.00	0	0
87	Returning Officer Inala Pre-Poll	13	61.90	8	38.10	0	21
88	Returning Officer Ipswich Pre-Poll	0	0.00	0	0.00	0	0
89	Returning Officer Jordan Pre-Poll	3	33.33	6	66.67	0	9
90	Returning Officer Kawana Pre-Poll	0	0.00	0	0.00	0	0
91	Returning Officer Keppel Pre-Poll	0	0.00	0	0.00	0	0
92	Returning Officer Kurwongbah Pre-Poll	1	50.00	1	50.00	0	2
93	Returning Officer Lockyer Pre-Poll	5	33.33	10	66.67	0	15
94	Returning Officer Logan Pre-Poll	0	0.00	0	0.00	0	0
95	Returning Officer Lytton Pre-Poll	0	0.00	5	100.00	0	5
96	Returning Officer Macalister Pre-Poll	0	0.00	0	0.00	0	0
97	Returning Officer Mackay Pre-Poll	0	0.00	0	0.00	0	0
98	Returning Officer Maiwar Pre-Poll	4	80.00	1	20.00	0	5
99	Returning Officer Mansfield Pre-Poll	0	0.00	0	0.00	0	0
100	Returning Officer Maroochydore Pre-Poll	0	0.00	0	0.00	0	0
101	Returning Officer Maryborough Pre-Poll	0	0.00	0	0.00	0	0
102	Returning Officer Mcconnel Pre-Poll	0	0.00	0	0.00	0	0
103	Returning Officer Mermaid Beach Pre-Poll	1	100.00	0	0.00	0	1
104	Returning Officer Miller Pre-Poll	3	100.00	0	0.00	0	3
105	Returning Officer Mirani Pre-Poll	0	0.00	0	0.00	0	0
106	Returning Officer Moggill Pre-Poll	4	100.00	0	0.00	0	4
107	Returning Officer Morayfield Pre-Poll	0	0.00	0	0.00	0	0
108	Returning Officer Mount Ommaney Pre-	1	20.00	4	80.00	0	5
109	Returning Officer Mudgeeraba Pre-Poll	1	100.00	0	0.00	0	1
110	Returning Officer Mulgrave Pre-Poll	0	0.00	0	0.00	0	0
111	Returning Officer Mundingburra Pre-Poll	0	0.00	0	0.00	0	0
112	Returning Officer Murrumba Pre-Poll	0	0.00	0	0.00	0	0
113	Returning Officer Nanango Pre-Poll	0	0.00	0	0.00	0	0
114	Returning Officer Nicklin Pre-Poll	1	100.00	0	0.00	0	1
115	Returning Officer Ninderry Pre-Poll	0	0.00	0	0.00	0	0
116	Returning Officer Noosa Pre-Poll	0	0.00	0	0.00	0	0
117	Returning Officer Nudgee Pre-Poll	1	100.00	0	0.00	0	1
118	Returning Officer Oodgeroo Pre-Poll	0	0.00	0	0.00	0	0
119	Returning Officer Pine Rivers Pre-Poll	0	0.00	1	100.00	0	1
120	Returning Officer Pumicestone Pre-Poll	0	0.00	0	0.00	0	0

2017 State General Election

Two Candidate Preferred Results After Preferences By Booth

38. Ipswich West						33,898
		MADDEN, Jim ALP		TRUSSELL, Brad ONP		Total Exhausted	Total Formal
No.	Polling Booth	Votes	%	Votes	%	Votes	Votes
121	Returning Officer Redcliffe Pre-Poll	0	0.00	0	0.00	0	0
122	Returning Officer Redlands Pre-Poll	0	0.00	0	0.00	0	0
123	Returning Officer Rockhampton Pre-Poll	2	50.00	2	50.00	0	4
124	Returning Officer Sandgate Pre-Poll	0	0.00	0	0.00	0	0
125	Returning Officer Scenic Rim Pre-Poll	1	100.00	0	0.00	0	1
126	Returning Officer South Brisbane Pre-Poll	9	56.25	7	43.75	0	16
127	Returning Officer Southern Downs Pre-	1	100.00	0	0.00	0	1
128	Returning Officer Southport Pre-Poll	0	0.00	0	0.00	0	0
129	Returning Officer Springwood Pre-Poll	3	75.00	1	25.00	0	4
130	Returning Officer Stafford Pre-Poll	0	0.00	0	0.00	0	0
131	Returning Officer Stretton Pre-Poll	0	0.00	0	0.00	0	0
132	Returning Officer Surfers Paradise Pre-	0	0.00	0	0.00	0	0
133	Returning Officer Theodore Pre-Poll	0	0.00	1	100.00	0	1
134	Returning Officer Thuringowa Pre-Poll	0	0.00	0	0.00	0	0
135	Returning Officer Toohey Pre-Poll	4	57.14	3	42.86	0	7
136	Returning Officer Toowoomba North Pre-	1	50.00	1	50.00	0	2
137	Returning Officer Toowoomba South Pre-	2	66.67	1	33.33	0	3
138	Returning Officer Townsville Pre-Poll	0	0.00	0	0.00	0	0
139	Returning Officer Traeger Pre-Poll	0	0.00	0	0.00	0	0
140	Returning Officer Warrego Pre-Poll	0	0.00	1	100.00	0	1
141	Returning Officer Waterford Pre-Poll	0	0.00	0	0.00	0	0
142	Returning Officer Whitsunday Pre-Poll	2	100.00	0	0.00	0	2
143	Returning Officer Woodridge Pre-Poll	2	100.00	0	0.00	0	2
	Polling Booth Totals	**14,298**	**58.73**	**10,046**	**41.27**	**0**	**24,344**
301	Postal, Special Postal, Unenrolled Votes	1,517	58.73	1,066	41.27	0	2,583
302	Pre-Poll (In Person) Absent Votes	25	43.86	32	56.14	0	57
303	Polling Day Absent Votes	855	58.20	614	41.80	0	1,469
305	Declared Institution Votes	111	70.70	46	29.30	0	157
306	Polling Day Declaration Votes	38	49.35	39	50.65	0	77
308	Uncertain Identity	0	0.00	0	0.00	0	0
	Declaration Vote Totals	**2,546**	**58.62**	**1,797**	**41.38**	**0**	**4,343**
	Total Final Preference Votes	**16,844**	**58.72**	**11,843**	**41.28**	**0**	**28,687**

2017 State General Election

Two Candidate Preferred Results After Preferences By Booth

39. Jordan						33,336
		MULLEN, Charis ALP		PUCCI, Michael ONP		Total Exhausted	Total Formal
No.	Polling Booth	Votes	%	Votes	%	Votes	Votes
1	Augustine Heights	1,701	63.00	999	37.00	0	2,700
2	Camira	1,615	62.84	955	37.16	0	2,570
3	Flagstone	881	49.16	911	50.84	0	1,792
4	Gailes	722	66.36	366	33.64	0	1,088
5	Greenbank	1,132	48.69	1,193	51.31	0	2,325
6	Jimboomba	79	43.41	103	56.59	0	182
7	Kruger	50	65.79	26	34.21	0	76
8	Redbank Plains	46	73.02	17	26.98	0	63
9	Redbank Plains High	118	62.77	70	37.23	0	188
10	Springfield	1,469	65.55	772	34.45	0	2,241
11	Springfield Central	1,072	68.24	499	31.76	0	1,571
12	Springfield Lakes	2,475	68.83	1,121	31.17	0	3,596
13	Teviot Road	745	48.72	784	51.28	0	1,529
14	Brisbane CBD All-Districts Centre	21	67.74	10	32.26	0	31
15	Bundaberg All-Districts Centre	0	0.00	1	100.00	0	1
16	Burleigh All-Districts Centre	0	0.00	1	100.00	0	1
17	Cairns All-Districts Centre	0	0.00	0	0.00	0	0
18	East Brisbane All-Districts Centre	7	70.00	3	30.00	0	10
19	Hervey Bay All-Districts Centre	0	0.00	0	0.00	0	0
20	Mackay All-Districts Centre	0	0.00	0	0.00	0	0
21	Maroochydore All-Districts Centre	3	75.00	1	25.00	0	4
22	Morayfield All-Districts Centre	1	100.00	0	0.00	0	1
23	Noosa All-Districts Centre	0	0.00	0	0.00	0	0
24	Oodgeroo All-Districts Centre	1	50.00	1	50.00	0	2
25	Redcliffe All-Districts Centre	0	0.00	1	100.00	0	1
26	Southport All-Districts Centre	0	0.00	0	0.00	0	0
27	Telephone Voting	6	66.67	3	33.33	0	9
28	Townsville All-Districts Centre	0	0.00	0	0.00	0	0
29	Vulture Street All-Districts Centre	1	100.00	0	0.00	0	1
30	Woolloongabba All-Districts Centre	3	100.00	0	0.00	0	3
31	Brisbane CBD All-Districts Centre Pre-Poll	253	76.44	78	23.56	0	331
32	Bundaberg All-Districts Centre Pre-Poll	0	0.00	0	0.00	0	0
33	Burleigh All-Districts Centre Pre-Poll	0	0.00	0	0.00	0	0
34	Cairns All-Districts Centre Pre-Poll	3	33.33	6	66.67	0	9
35	Electoral Visit	17	70.83	7	29.17	0	24
36	Hervey Bay All-Districts Centre Pre-poll	7	58.33	5	41.67	0	12
37	Mackay All-Districts Centre Pre-Poll	0	0.00	1	100.00	0	1
38	Maroochydore All-Districts Centre Pre-	3	42.86	4	57.14	0	7
39	Morayfield All-Districts Centre Pre-poll	3	50.00	3	50.00	0	6
40	Noosa All-Districts Centre Pre-Poll	3	50.00	3	50.00	0	6

2017 State General Election

Two Candidate Preferred Results After Preferences By Booth

39. Jordan							33,336
		MULLEN, Charis ALP		PUCCI, Michael ONP		Total Exhausted	Total Formal
No.	Polling Booth	Votes	%	Votes	%	Votes	Votes
41	Oodgeroo All-Districts Centre Pre-Poll	3	42.86	4	57.14	0	7
42	Redcliffe All-Districts Centre Pre-Poll	6	75.00	2	25.00	0	8
43	Southport All-Districts Centre Pre-Poll	5	38.46	8	61.54	0	13
44	Telephone Voting - Pre-poll	5	45.45	6	54.55	0	11
45	Townsville All-Districts Centre Pre-Poll	1	50.00	1	50.00	0	2
46	eAssist - Coorparoo Pre-Poll	1	33.33	2	66.67	0	3
47	Returning Officer Jordan Pre-Poll	807	51.11	772	48.89	0	1,579
48	Returning Officer Algester Pre-Poll	0	0.00	0	0.00	0	0
49	Returning Officer Aspley Pre-Poll	0	0.00	0	0.00	0	0
50	Returning Officer Bancroft Pre-Poll	0	0.00	1	100.00	0	1
51	Returning Officer Barron River Pre-Poll	0	0.00	0	0.00	0	0
52	Returning Officer Bonney Pre-Poll	0	0.00	1	100.00	0	1
53	Returning Officer Broadwater Pre-Poll	1	100.00	0	0.00	0	1
54	Returning Officer Buderim Pre-Poll	0	0.00	0	0.00	0	0
55	Returning Officer Bulimba Pre-Poll	1	50.00	1	50.00	0	2
56	Returning Officer Bundaberg Pre-Poll	0	0.00	0	0.00	0	0
57	Returning Officer Bundamba Pre-Poll	158	61.00	101	39.00	0	259
58	Returning Officer Burdekin Pre-Poll	0	0.00	0	0.00	0	0
59	Returning Officer Burleigh Pre-Poll	0	0.00	0	0.00	0	0
60	Returning Officer Burnett Pre-Poll	0	0.00	0	0.00	0	0
61	Returning Officer Cairns Pre-Poll	0	0.00	0	0.00	0	0
62	Returning Officer Callide Pre-Poll	0	0.00	0	0.00	0	0
63	Returning Officer Caloundra Pre-Poll	1	50.00	1	50.00	0	2
64	Returning Officer Capalaba Pre-Poll	0	0.00	1	100.00	0	1
65	Returning Officer Chatsworth Pre-Poll	0	0.00	0	0.00	0	0
66	Returning Officer Clayfield Pre-Poll	5	100.00	0	0.00	0	5
67	Returning Officer Condamine Pre-Poll	0	0.00	0	0.00	0	0
68	Returning Officer Cook Pre-Poll	0	0.00	0	0.00	0	0
69	Returning Officer Coomera Pre-Poll	0	0.00	1	100.00	0	1
70	Returning Officer Cooper Pre-Poll	4	66.67	2	33.33	0	6
71	Returning Officer Currumbin Pre-Poll	1	100.00	0	0.00	0	1
72	Returning Officer Everton Pre-Poll	0	0.00	0	0.00	0	0
73	Returning Officer Ferny Grove Pre-Poll	1	33.33	2	66.67	0	3
74	Returning Officer Gaven Pre-Poll	1	33.33	2	66.67	0	3
75	Returning Officer Gladstone Pre-Poll	0	0.00	0	0.00	0	0
76	Returning Officer Glass House Pre-Poll	0	0.00	0	0.00	0	0
77	Returning Officer Greenslopes Pre-Poll	7	77.78	2	22.22	0	9
78	Returning Officer Gregory Pre-Poll	0	0.00	0	0.00	0	0
79	Returning Officer Gympie Pre-Poll	0	0.00	0	0.00	0	0
80	Returning Officer Hervey Bay Pre-Poll	0	0.00	0	0.00	0	0

2017 State General Election

Two Candidate Preferred Results After Preferences By Booth

39. Jordan							33,336
		MULLEN, Charis ALP		PUCCI, Michael ONP		Total Exhausted	Total Formal
No.	Polling Booth	Votes	%	Votes	%	Votes	Votes
81	Returning Officer Hill Pre-Poll	0	0.00	0	0.00	0	0
82	Returning Officer Hinchinbrook Pre-Poll	0	0.00	0	0.00	0	0
83	Returning Officer Inala Pre-Poll	106	64.63	58	35.37	0	164
84	Returning Officer Ipswich Pre-Poll	121	58.17	87	41.83	0	208
85	Returning Officer Ipswich West Pre-Poll	0	0.00	0	0.00	0	0
86	Returning Officer Kawana Pre-Poll	0	0.00	0	0.00	0	0
87	Returning Officer Keppel Pre-Poll	0	0.00	1	100.00	0	1
88	Returning Officer Kurwongbah Pre-Poll	1	50.00	1	50.00	0	2
89	Returning Officer Lockyer Pre-Poll	1	33.33	2	66.67	0	3
90	Returning Officer Logan Pre-Poll	83	40.49	122	59.51	0	205
91	Returning Officer Lytton Pre-Poll	0	0.00	1	100.00	0	1
92	Returning Officer Macalister Pre-Poll	0	0.00	0	0.00	0	0
93	Returning Officer Mackay Pre-Poll	0	0.00	0	0.00	0	0
94	Returning Officer Maiwar Pre-Poll	8	66.67	4	33.33	0	12
95	Returning Officer Mansfield Pre-Poll	4	80.00	1	20.00	0	5
96	Returning Officer Maroochydore Pre-Poll	0	0.00	0	0.00	0	0
97	Returning Officer Maryborough Pre-Poll	0	0.00	0	0.00	0	0
98	Returning Officer Mcconnel Pre-Poll	5	83.33	1	16.67	0	6
99	Returning Officer Mermaid Beach Pre-Poll	0	0.00	0	0.00	0	0
100	Returning Officer Miller Pre-Poll	16	76.19	5	23.81	0	21
101	Returning Officer Mirani Pre-Poll	0	0.00	0	0.00	0	0
102	Returning Officer Moggill Pre-Poll	7	100.00	0	0.00	0	7
103	Returning Officer Morayfield Pre-Poll	0	0.00	0	0.00	0	0
104	Returning Officer Mount Ommaney Pre-	39	68.42	18	31.58	0	57
105	Returning Officer Mudgeeraba Pre-Poll	0	0.00	0	0.00	0	0
106	Returning Officer Mulgrave Pre-Poll	0	0.00	0	0.00	0	0
107	Returning Officer Mundingburra Pre-Poll	0	0.00	0	0.00	0	0
108	Returning Officer Murrumba Pre-Poll	3	100.00	0	0.00	0	3
109	Returning Officer Nanango Pre-Poll	0	0.00	2	100.00	0	2
110	Returning Officer Nicklin Pre-Poll	0	0.00	0	0.00	0	0
111	Returning Officer Ninderry Pre-Poll	0	0.00	0	0.00	0	0
112	Returning Officer Noosa Pre-Poll	0	0.00	0	0.00	0	0
113	Returning Officer Nudgee Pre-Poll	1	100.00	0	0.00	0	1
114	Returning Officer Oodgeroo Pre-Poll	0	0.00	0	0.00	0	0
115	Returning Officer Pine Rivers Pre-Poll	1	100.00	0	0.00	0	1
116	Returning Officer Pumicestone Pre-Poll	1	100.00	0	0.00	0	1
117	Returning Officer Redcliffe Pre-Poll	0	0.00	0	0.00	0	0
118	Returning Officer Redlands Pre-Poll	4	57.14	3	42.86	0	7
119	Returning Officer Rockhampton Pre-Poll	2	100.00	0	0.00	0	2
120	Returning Officer Sandgate Pre-Poll	2	100.00	0	0.00	0	2

2017 State General Election

Two Candidate Preferred Results After Preferences By Booth

39. Jordan							33,336
		MULLEN, Charis ALP		PUCCI, Michael ONP		Total Exhausted	Total Formal
No.	Polling Booth	Votes	%	Votes	%	Votes	Votes
121	Returning Officer Scenic Rim Pre-Poll	13	30.95	29	69.05	0	42
122	Returning Officer South Brisbane Pre-Poll	3	60.00	2	40.00	0	5
123	Returning Officer Southern Downs Pre-	2	66.67	1	33.33	0	3
124	Returning Officer Southport Pre-Poll	0	0.00	0	0.00	0	0
125	Returning Officer Springwood Pre-Poll	15	53.57	13	46.43	0	28
126	Returning Officer Stafford Pre-Poll	2	50.00	2	50.00	0	4
127	Returning Officer Stretton Pre-Poll	4	100.00	0	0.00	0	4
128	Returning Officer Surfers Paradise Pre-	0	0.00	0	0.00	0	0
129	Returning Officer Theodore Pre-Poll	0	0.00	1	100.00	0	1
130	Returning Officer Thuringowa Pre-Poll	0	0.00	0	0.00	0	0
131	Returning Officer Toohey Pre-Poll	5	55.56	4	44.44	0	9
132	Returning Officer Toowoomba North Pre-	3	75.00	1	25.00	0	4
133	Returning Officer Toowoomba South Pre-	0	0.00	0	0.00	0	0
134	Returning Officer Townsville Pre-Poll	0	0.00	0	0.00	0	0
135	Returning Officer Traeger Pre-Poll	0	0.00	0	0.00	0	0
136	Returning Officer Warrego Pre-Poll	0	0.00	0	0.00	0	0
137	Returning Officer Waterford Pre-Poll	0	0.00	0	0.00	0	0
138	Returning Officer Whitsunday Pre-Poll	0	0.00	0	0.00	0	0
139	Returning Officer Woodridge Pre-Poll	39	54.17	33	45.83	0	72
	Polling Booth Totals	**13,936**	**60.12**	**9,246**	**39.88**	**0**	**23,182**
301	Postal, Special Postal, Unenrolled Votes	1,704	57.20	1,275	42.80	0	2,979
302	Pre-Poll (In Person) Absent Votes	39	60.00	26	40.00	0	65
303	Polling Day Absent Votes	868	61.39	546	38.61	0	1,414
305	Declared Institution Votes	54	69.23	24	30.77	0	78
306	Polling Day Declaration Votes	68	63.55	39	36.45	0	107
308	Uncertain Identity	0	0.00	0	0.00	0	0
	Declaration Vote Totals	**2,733**	**58.86**	**1,910**	**41.14**	**0**	**4,643**
	Total Final Preference Votes	**16,669**	**59.91**	**11,156**	**40.09**	**0**	**27,825**

2017 State General Election

Two Candidate Preferred Results After Preferences By Booth

40. Kawana						34,844
		BLEIJIE, Jarrod LNP		MOSS, Mark ALP		Total Exhausted	Total Formal
No.	Polling Booth	Votes	%	Votes	%	Votes	Votes
1	Buddina	921	61.61	574	38.39	0	1,495
2	Caloundra	169	51.37	160	48.63	0	329
3	Caloundra Unity	79	48.17	85	51.83	0	164
4	Currimundi	668	50.45	656	49.55	0	1,324
5	Currimundi West	1,640	58.84	1,147	41.16	0	2,787
6	Golden Beach	71	47.65	78	52.35	0	149
7	Kawana Waters	1,181	61.64	735	38.36	0	1,916
8	Meridan Plains	1,716	63.27	996	36.73	0	2,712
9	Minyama	621	72.55	235	27.45	0	856
10	Shelly Beach	55	60.44	36	39.56	0	91
11	Sippy Downs	51	53.13	45	46.88	0	96
12	Warana	1,235	62.22	750	37.78	0	1,985
13	Brisbane CBD All-Districts Centre	10	52.63	9	47.37	0	19
14	Bundaberg All-Districts Centre	5	50.00	5	50.00	0	10
15	Burleigh All-Districts Centre	0	0.00	0	0.00	0	0
16	Cairns All-Districts Centre	0	0.00	0	0.00	0	0
17	East Brisbane All-Districts Centre	0	0.00	0	0.00	0	0
18	Hervey Bay All-Districts Centre	0	0.00	0	0.00	0	0
19	Mackay All-Districts Centre	0	0.00	1	100.00	0	1
20	Maroochydore All-Districts Centre	20	66.67	10	33.33	0	30
21	Morayfield All-Districts Centre	1	33.33	2	66.67	0	3
22	Noosa All-Districts Centre	0	0.00	1	100.00	0	1
23	Oodgeroo All-Districts Centre	0	0.00	1	100.00	0	1
24	Redcliffe All-Districts Centre	0	0.00	0	0.00	0	0
25	Southport All-Districts Centre	1	100.00	0	0.00	0	1
26	Telephone Voting	0	0.00	2	100.00	0	2
27	Townsville All-Districts Centre	0	0.00	0	0.00	0	0
28	Vulture Street All-Districts Centre	0	0.00	0	0.00	0	0
29	Woolloongabba All-Districts Centre	0	0.00	0	0.00	0	0
30	Brisbane CBD All-Districts Centre Pre-Poll	18	48.65	19	51.35	0	37
31	Bundaberg All-Districts Centre Pre-Poll	0	0.00	0	0.00	0	0
32	Burleigh All-Districts Centre Pre-Poll	9	64.29	5	35.71	0	14
33	Cairns All-Districts Centre Pre-Poll	11	78.57	3	21.43	0	14
34	Electoral Visit	86	60.99	55	39.01	0	141
35	Hervey Bay All-Districts Centre Pre-poll	8	57.14	6	42.86	0	14
36	Mackay All-Districts Centre Pre-Poll	0	0.00	3	100.00	0	3
37	Maroochydore All-Districts Centre Pre-	437	65.52	230	34.48	0	667
38	Morayfield All-Districts Centre Pre-poll	8	38.10	13	61.90	0	21
39	Noosa All-Districts Centre Pre-Poll	17	70.83	7	29.17	0	24
40	Oodgeroo All-Districts Centre Pre-Poll	1	50.00	1	50.00	0	2

2017 State General Election

Two Candidate Preferred Results After Preferences By Booth

40. Kawana						34,844
	BLEIJIE, Jarrod LNP		MOSS, Mark ALP		Total Exhausted	Total Formal
No. Polling Booth	Votes	%	Votes	%	Votes	Votes
41 Redcliffe All-Districts Centre Pre-Poll	8	50.00	8	50.00	0	16
42 Southport All-Districts Centre Pre-Poll	3	75.00	1	25.00	0	4
43 Telephone Voting - Pre-poll	4	100.00	0	0.00	0	4
44 Townsville All-Districts Centre Pre-Poll	5	100.00	0	0.00	0	5
45 eAssist - Coorparoo Pre-Poll	0	0.00	0	0.00	0	0
46 Returning Officer Kawana Pre-Poll	3,408	69.82	1,473	30.18	0	4,881
47 Returning Officer Algester Pre-Poll	0	0.00	0	0.00	0	0
48 Returning Officer Aspley Pre-Poll	4	100.00	0	0.00	0	4
49 Returning Officer Bancroft Pre-Poll	1	33.33	2	66.67	0	3
50 Returning Officer Barron River Pre-Poll	0	0.00	0	0.00	0	0
51 Returning Officer Bonney Pre-Poll	0	0.00	0	0.00	0	0
52 Returning Officer Broadwater Pre-Poll	2	100.00	0	0.00	0	2
53 Returning Officer Buderim Pre-Poll	96	71.64	38	28.36	0	134
54 Returning Officer Bulimba Pre-Poll	2	66.67	1	33.33	0	3
55 Returning Officer Bundaberg Pre-Poll	0	0.00	0	0.00	0	0
56 Returning Officer Bundamba Pre-Poll	0	0.00	0	0.00	0	0
57 Returning Officer Burdekin Pre-Poll	0	0.00	0	0.00	0	0
58 Returning Officer Burleigh Pre-Poll	0	0.00	0	0.00	0	0
59 Returning Officer Burnett Pre-Poll	0	0.00	0	0.00	0	0
60 Returning Officer Cairns Pre-Poll	0	0.00	0	0.00	0	0
61 Returning Officer Callide Pre-Poll	2	100.00	0	0.00	0	2
62 Returning Officer Caloundra Pre-Poll	2,697	62.53	1,616	37.47	0	4,313
63 Returning Officer Capalaba Pre-Poll	3	100.00	0	0.00	0	3
64 Returning Officer Chatsworth Pre-Poll	0	0.00	2	100.00	0	2
65 Returning Officer Clayfield Pre-Poll	3	60.00	2	40.00	0	5
66 Returning Officer Condamine Pre-Poll	0	0.00	0	0.00	0	0
67 Returning Officer Cook Pre-Poll	0	0.00	0	0.00	0	0
68 Returning Officer Coomera Pre-Poll	0	0.00	0	0.00	0	0
69 Returning Officer Cooper Pre-Poll	2	100.00	0	0.00	0	2
70 Returning Officer Currumbin Pre-Poll	2	100.00	0	0.00	0	2
71 Returning Officer Everton Pre-Poll	2	100.00	0	0.00	0	2
72 Returning Officer Ferny Grove Pre-Poll	0	0.00	4	100.00	0	4
73 Returning Officer Gaven Pre-Poll	0	0.00	0	0.00	0	0
74 Returning Officer Gladstone Pre-Poll	3	60.00	2	40.00	0	5
75 Returning Officer Glass House Pre-Poll	20	74.07	7	25.93	0	27
76 Returning Officer Greenslopes Pre-Poll	1	100.00	0	0.00	0	1
77 Returning Officer Gregory Pre-Poll	0	0.00	0	0.00	0	0
78 Returning Officer Gympie Pre-Poll	3	75.00	1	25.00	0	4
79 Returning Officer Hervey Bay Pre-Poll	0	0.00	0	0.00	0	0
80 Returning Officer Hill Pre-Poll	0	0.00	1	100.00	0	1

2017 State General Election

Two Candidate Preferred Results After Preferences By Booth

40. Kawana						34,844
		BLEIJIE, Jarrod LNP		MOSS, Mark ALP		Total Exhausted	Total Formal
No.	Polling Booth	Votes	%	Votes	%	Votes	Votes
81	Returning Officer Hinchinbrook Pre-Poll	0	0.00	0	0.00	0	0
82	Returning Officer Inala Pre-Poll	2	100.00	0	0.00	0	2
83	Returning Officer Ipswich Pre-Poll	0	0.00	0	0.00	0	0
84	Returning Officer Ipswich West Pre-Poll	0	0.00	0	0.00	0	0
85	Returning Officer Jordan Pre-Poll	1	50.00	1	50.00	0	2
86	Returning Officer Keppel Pre-Poll	2	100.00	0	0.00	0	2
87	Returning Officer Kurwongbah Pre-Poll	3	60.00	2	40.00	0	5
88	Returning Officer Lockyer Pre-Poll	0	0.00	0	0.00	0	0
89	Returning Officer Logan Pre-Poll	1	100.00	0	0.00	0	1
90	Returning Officer Lytton Pre-Poll	1	50.00	1	50.00	0	2
91	Returning Officer Macalister Pre-Poll	0	0.00	0	0.00	0	0
92	Returning Officer Mackay Pre-Poll	0	0.00	0	0.00	0	0
93	Returning Officer Maiwar Pre-Poll	0	0.00	0	0.00	0	0
94	Returning Officer Mansfield Pre-Poll	0	0.00	0	0.00	0	0
95	Returning Officer Maroochydore Pre-Poll	0	0.00	0	0.00	0	0
96	Returning Officer Maryborough Pre-Poll	1	25.00	3	75.00	0	4
97	Returning Officer Mcconnel Pre-Poll	1	33.33	2	66.67	0	3
98	Returning Officer Mermaid Beach Pre-Poll	0	0.00	2	100.00	0	2
99	Returning Officer Miller Pre-Poll	0	0.00	1	100.00	0	1
100	Returning Officer Mirani Pre-Poll	0	0.00	0	0.00	0	0
101	Returning Officer Moggill Pre-Poll	0	0.00	0	0.00	0	0
102	Returning Officer Morayfield Pre-Poll	0	0.00	0	0.00	0	0
103	Returning Officer Mount Ommaney Pre-	1	50.00	1	50.00	0	2
104	Returning Officer Mudgeeraba Pre-Poll	0	0.00	1	100.00	0	1
105	Returning Officer Mulgrave Pre-Poll	0	0.00	0	0.00	0	0
106	Returning Officer Mundingburra Pre-Poll	0	0.00	0	0.00	0	0
107	Returning Officer Murrumba Pre-Poll	0	0.00	1	100.00	0	1
108	Returning Officer Nanango Pre-Poll	2	66.67	1	33.33	0	3
109	Returning Officer Nicklin Pre-Poll	31	55.36	25	44.64	0	56
110	Returning Officer Ninderry Pre-Poll	12	63.16	7	36.84	0	19
111	Returning Officer Noosa Pre-Poll	0	0.00	0	0.00	0	0
112	Returning Officer Nudgee Pre-Poll	2	100.00	0	0.00	0	2
113	Returning Officer Oodgeroo Pre-Poll	0	0.00	0	0.00	0	0
114	Returning Officer Pine Rivers Pre-Poll	0	0.00	2	100.00	0	2
115	Returning Officer Pumicestone Pre-Poll	3	75.00	1	25.00	0	4
116	Returning Officer Redcliffe Pre-Poll	0	0.00	0	0.00	0	0
117	Returning Officer Redlands Pre-Poll	1	100.00	0	0.00	0	1
118	Returning Officer Rockhampton Pre-Poll	0	0.00	1	100.00	0	1
119	Returning Officer Sandgate Pre-Poll	2	66.67	1	33.33	0	3
120	Returning Officer Scenic Rim Pre-Poll	0	0.00	0	0.00	0	0

2017 State General Election

Two Candidate Preferred Results After Preferences By Booth

40. Kawana						34,844
		BLEIJIE, Jarrod LNP		MOSS, Mark ALP		Total Exhausted	Total Formal
No.	Polling Booth	Votes	%	Votes	%	Votes	Votes
121	Returning Officer South Brisbane Pre-Poll	9	60.00	6	40.00	0	15
122	Returning Officer Southern Downs Pre-	3	75.00	1	25.00	0	4
123	Returning Officer Southport Pre-Poll	0	0.00	0	0.00	0	0
124	Returning Officer Springwood Pre-Poll	1	100.00	0	0.00	0	1
125	Returning Officer Stafford Pre-Poll	1	50.00	1	50.00	0	2
126	Returning Officer Stretton Pre-Poll	0	0.00	0	0.00	0	0
127	Returning Officer Surfers Paradise Pre-	0	0.00	1	100.00	0	1
128	Returning Officer Theodore Pre-Poll	0	0.00	1	100.00	0	1
129	Returning Officer Thuringowa Pre-Poll	0	0.00	0	0.00	0	0
130	Returning Officer Toohey Pre-Poll	1	50.00	1	50.00	0	2
131	Returning Officer Toowoomba North Pre-	1	50.00	1	50.00	0	2
132	Returning Officer Toowoomba South Pre-	0	0.00	2	100.00	0	2
133	Returning Officer Townsville Pre-Poll	0	0.00	0	0.00	0	0
134	Returning Officer Traeger Pre-Poll	0	0.00	1	100.00	0	1
135	Returning Officer Warrego Pre-Poll	0	0.00	0	0.00	0	0
136	Returning Officer Waterford Pre-Poll	0	0.00	0	0.00	0	0
137	Returning Officer Whitsunday Pre-Poll	3	100.00	0	0.00	0	3
138	Returning Officer Woodridge Pre-Poll	0	0.00	2	100.00	0	2
	Polling Booth Totals	**15,395**	**62.85**	**9,098**	**37.15**	**0**	**24,493**
301	Postal, Special Postal, Unenrolled Votes	2,171	69.34	960	30.66	0	3,131
302	Pre-Poll (In Person) Absent Votes	78	56.93	59	43.07	0	137
303	Polling Day Absent Votes	641	52.76	574	47.24	0	1,215
305	Declared Institution Votes	39	57.35	29	42.65	0	68
306	Polling Day Declaration Votes	30	53.57	26	46.43	0	56
308	Uncertain Identity	0	0.00	0	0.00	0	0
	Declaration Vote Totals	**2,959**	**64.23**	**1,648**	**35.77**	**0**	**4,607**
	Total Final Preference Votes	**18,354**	**63.07**	**10,746**	**36.93**	**0**	**29,100**

2017 State General Election

Two Candidate Preferred Results After Preferences By Booth

41. Keppel						35,307
		LAUGA, Brittany ALP		LOTH, Matt ONP		Total Exhausted	Total Formal
No.	Polling Booth	Votes	%	Votes	%	Votes	Votes
1	Berserker Street	85	63.43	49	36.57	0	134
2	Byfield	67	62.04	41	37.96	0	108
3	Cawarral	303	48.71	319	51.29	0	622
4	Emmaus	216	60.00	144	40.00	0	360
5	Emu Park	951	55.10	775	44.90	0	1,726
6	Farnborough	363	50.35	358	49.65	0	721
7	Frenchville	769	61.52	481	38.48	0	1,250
8	Glenmore	436	64.88	236	35.12	0	672
9	Keppel Sands	144	54.96	118	45.04	0	262
10	Lakes Creek	214	47.66	235	52.34	0	449
11	Mount Archer	742	60.87	477	39.13	0	1,219
12	Norman Road	1,191	61.65	741	38.35	0	1,932
13	North Rockhampton	402	67.00	198	33.00	0	600
14	Parkhurst	415	56.39	321	43.61	0	736
15	Taranganba	826	50.77	801	49.23	0	1,627
16	The Caves	93	38.75	147	61.25	0	240
17	Yeppoon	925	53.72	797	46.28	0	1,722
18	Yeppoon North	355	53.54	308	46.46	0	663
19	Brisbane CBD All-Districts Centre	5	62.50	3	37.50	0	8
20	Bundaberg All-Districts Centre	0	0.00	0	0.00	0	0
21	Burleigh All-Districts Centre	0	0.00	0	0.00	0	0
22	Cairns All-Districts Centre	1	100.00	0	0.00	0	1
23	East Brisbane All-Districts Centre	2	100.00	0	0.00	0	2
24	Hervey Bay All-Districts Centre	0	0.00	0	0.00	0	0
25	Mackay All-Districts Centre	0	0.00	0	0.00	0	0
26	Maroochydore All-Districts Centre	2	100.00	0	0.00	0	2
27	Morayfield All-Districts Centre	0	0.00	1	100.00	0	1
28	Noosa All-Districts Centre	0	0.00	0	0.00	0	0
29	Oodgeroo All-Districts Centre	0	0.00	0	0.00	0	0
30	Redcliffe All-Districts Centre	0	0.00	0	0.00	0	0
31	Southport All-Districts Centre	0	0.00	0	0.00	0	0
32	Telephone Voting	1	33.33	2	66.67	0	3
33	Townsville All-Districts Centre	2	100.00	0	0.00	0	2
34	Vulture Street All-Districts Centre	0	0.00	0	0.00	0	0
35	Woolloongabba All-Districts Centre	0	0.00	0	0.00	0	0
36	Brisbane CBD All-Districts Centre Pre-Poll	16	48.48	17	51.52	0	33
37	Bundaberg All-Districts Centre Pre-Poll	8	72.73	3	27.27	0	11
38	Burleigh All-Districts Centre Pre-Poll	8	61.54	5	38.46	0	13
39	Cairns All-Districts Centre Pre-Poll	2	66.67	1	33.33	0	3
40	Electoral Visit	102	58.29	73	41.71	0	175

2017 State General Election

Two Candidate Preferred Results After Preferences By Booth

41. Keppel						35,307
	LAUGA, Brittany ALP		LOTH, Matt ONP		Total Exhausted	Total Formal
No. Polling Booth	Votes	%	Votes	%	Votes	Votes
41 Hervey Bay All-Districts Centre Pre-poll	3	42.86	4	57.14	0	7
42 Mackay All-Districts Centre Pre-Poll	11	50.00	11	50.00	0	22
43 Maroochydore All-Districts Centre Pre-	3	50.00	3	50.00	0	6
44 Morayfield All-Districts Centre Pre-poll	2	66.67	1	33.33	0	3
45 Noosa All-Districts Centre Pre-Poll	2	100.00	0	0.00	0	2
46 Oodgeroo All-Districts Centre Pre-Poll	0	0.00	0	0.00	0	0
47 Redcliffe All-Districts Centre Pre-Poll	1	20.00	4	80.00	0	5
48 Southport All-Districts Centre Pre-Poll	1	33.33	2	66.67	0	3
49 Telephone Voting - Pre-poll	1	33.33	2	66.67	0	3
50 Townsville All-Districts Centre Pre-Poll	10	66.67	5	33.33	0	15
51 eAssist - Coorparoo Pre-Poll	0	0.00	0	0.00	0	0
52 Returning Officer Keppel Pre-Poll	3,746	45.53	4,482	54.47	0	8,228
53 Returning Officer Algester Pre-Poll	0	0.00	0	0.00	0	0
54 Returning Officer Aspley Pre-Poll	0	0.00	2	100.00	0	2
55 Returning Officer Bancroft Pre-Poll	0	0.00	0	0.00	0	0
56 Returning Officer Barron River Pre-Poll	0	0.00	3	100.00	0	3
57 Returning Officer Bonney Pre-Poll	1	100.00	0	0.00	0	1
58 Returning Officer Broadwater Pre-Poll	0	0.00	0	0.00	0	0
59 Returning Officer Buderim Pre-Poll	1	100.00	0	0.00	0	1
60 Returning Officer Bulimba Pre-Poll	0	0.00	2	100.00	0	2
61 Returning Officer Bundaberg Pre-Poll	0	0.00	0	0.00	0	0
62 Returning Officer Bundamba Pre-Poll	0	0.00	1	100.00	0	1
63 Returning Officer Burdekin Pre-Poll	0	0.00	2	100.00	0	2
64 Returning Officer Burleigh Pre-Poll	0	0.00	0	0.00	0	0
65 Returning Officer Burnett Pre-Poll	0	0.00	0	0.00	0	0
66 Returning Officer Cairns Pre-Poll	0	0.00	0	0.00	0	0
67 Returning Officer Callide Pre-Poll	0	0.00	0	0.00	0	0
68 Returning Officer Caloundra Pre-Poll	0	0.00	2	100.00	0	2
69 Returning Officer Capalaba Pre-Poll	0	0.00	0	0.00	0	0
70 Returning Officer Chatsworth Pre-Poll	2	100.00	0	0.00	0	2
71 Returning Officer Clayfield Pre-Poll	1	100.00	0	0.00	0	1
72 Returning Officer Condamine Pre-Poll	0	0.00	0	0.00	0	0
73 Returning Officer Cook Pre-Poll	0	0.00	2	100.00	0	2
74 Returning Officer Coomera Pre-Poll	0	0.00	0	0.00	0	0
75 Returning Officer Cooper Pre-Poll	0	0.00	0	0.00	0	0
76 Returning Officer Currumbin Pre-Poll	0	0.00	1	100.00	0	1
77 Returning Officer Everton Pre-Poll	0	0.00	0	0.00	0	0
78 Returning Officer Ferny Grove Pre-Poll	2	100.00	0	0.00	0	2
79 Returning Officer Gaven Pre-Poll	0	0.00	0	0.00	0	0
80 Returning Officer Gladstone Pre-Poll	15	71.43	6	28.57	0	21

2017 State General Election

Two Candidate Preferred Results After Preferences By Booth

41. Keppel						35,307
	LAUGA, Brittany ALP		LOTH, Matt ONP		Total Exhausted	Total Formal
No. Polling Booth	Votes	%	Votes	%	Votes	Votes
81 Returning Officer Glass House Pre-Poll	0	0.00	2	100.00	0	2
82 Returning Officer Greenslopes Pre-Poll	3	60.00	2	40.00	0	5
83 Returning Officer Gregory Pre-Poll	2	100.00	0	0.00	0	2
84 Returning Officer Gympie Pre-Poll	1	25.00	3	75.00	0	4
85 Returning Officer Hervey Bay Pre-Poll	0	0.00	0	0.00	0	0
86 Returning Officer Hill Pre-Poll	2	100.00	0	0.00	0	2
87 Returning Officer Hinchinbrook Pre-Poll	0	0.00	1	100.00	0	1
88 Returning Officer Inala Pre-Poll	1	100.00	0	0.00	0	1
89 Returning Officer Ipswich Pre-Poll	0	0.00	0	0.00	0	0
90 Returning Officer Ipswich West Pre-Poll	0	0.00	0	0.00	0	0
91 Returning Officer Jordan Pre-Poll	0	0.00	1	100.00	0	1
92 Returning Officer Kawana Pre-Poll	2	50.00	2	50.00	0	4
93 Returning Officer Kurwongbah Pre-Poll	0	0.00	0	0.00	0	0
94 Returning Officer Lockyer Pre-Poll	0	0.00	1	100.00	0	1
95 Returning Officer Logan Pre-Poll	0	0.00	1	100.00	0	1
96 Returning Officer Lytton Pre-Poll	1	50.00	1	50.00	0	2
97 Returning Officer Macalister Pre-Poll	0	0.00	0	0.00	0	0
98 Returning Officer Mackay Pre-Poll	0	0.00	0	0.00	0	0
99 Returning Officer Maiwar Pre-Poll	1	100.00	0	0.00	0	1
100 Returning Officer Mansfield Pre-Poll	2	66.67	1	33.33	0	3
101 Returning Officer Maroochydore Pre-Poll	0	0.00	0	0.00	0	0
102 Returning Officer Maryborough Pre-Poll	3	75.00	1	25.00	0	4
103 Returning Officer Mcconnel Pre-Poll	2	66.67	1	33.33	0	3
104 Returning Officer Mermaid Beach Pre-Poll	1	50.00	1	50.00	0	2
105 Returning Officer Miller Pre-Poll	0	0.00	0	0.00	0	0
106 Returning Officer Mirani Pre-Poll	2	66.67	1	33.33	0	3
107 Returning Officer Moggill Pre-Poll	0	0.00	3	100.00	0	3
108 Returning Officer Morayfield Pre-Poll	0	0.00	0	0.00	0	0
109 Returning Officer Mount Ommaney Pre-	0	0.00	1	100.00	0	1
110 Returning Officer Mudgeeraba Pre-Poll	0	0.00	0	0.00	0	0
111 Returning Officer Mulgrave Pre-Poll	0	0.00	1	100.00	0	1
112 Returning Officer Mundingburra Pre-Poll	0	0.00	0	0.00	0	0
113 Returning Officer Murrumba Pre-Poll	1	50.00	1	50.00	0	2
114 Returning Officer Nanango Pre-Poll	0	0.00	0	0.00	0	0
115 Returning Officer Nicklin Pre-Poll	3	60.00	2	40.00	0	5
116 Returning Officer Ninderry Pre-Poll	0	0.00	0	0.00	0	0
117 Returning Officer Noosa Pre-Poll	0	0.00	0	0.00	0	0
118 Returning Officer Nudgee Pre-Poll	0	0.00	0	0.00	0	0
119 Returning Officer Oodgeroo Pre-Poll	0	0.00	0	0.00	0	0
120 Returning Officer Pine Rivers Pre-Poll	1	100.00	0	0.00	0	1

2017 State General Election

Two Candidate Preferred Results After Preferences By Booth

41. Keppel						35,307
		LAUGA, Brittany ALP		LOTH, Matt ONP		Total Exhausted	Total Formal
No.	Polling Booth	Votes	%	Votes	%	Votes	Votes
121	Returning Officer Pumicestone Pre-Poll	1	33.33	2	66.67	0	3
122	Returning Officer Redcliffe Pre-Poll	0	0.00	0	0.00	0	0
123	Returning Officer Redlands Pre-Poll	1	50.00	1	50.00	0	2
124	Returning Officer Rockhampton Pre-Poll	2,024	56.33	1,569	43.67	0	3,593
125	Returning Officer Sandgate Pre-Poll	1	50.00	1	50.00	0	2
126	Returning Officer Scenic Rim Pre-Poll	1	50.00	1	50.00	0	2
127	Returning Officer South Brisbane Pre-Poll	2	66.67	1	33.33	0	3
128	Returning Officer Southern Downs Pre-	2	50.00	2	50.00	0	4
129	Returning Officer Southport Pre-Poll	0	0.00	0	0.00	0	0
130	Returning Officer Springwood Pre-Poll	0	0.00	1	100.00	0	1
131	Returning Officer Stafford Pre-Poll	2	66.67	1	33.33	0	3
132	Returning Officer Stretton Pre-Poll	0	0.00	0	0.00	0	0
133	Returning Officer Surfers Paradise Pre-	1	50.00	1	50.00	0	2
134	Returning Officer Theodore Pre-Poll	0	0.00	0	0.00	0	0
135	Returning Officer Thuringowa Pre-Poll	0	0.00	0	0.00	0	0
136	Returning Officer Toohey Pre-Poll	0	0.00	0	0.00	0	0
137	Returning Officer Toowoomba North Pre-	0	0.00	0	0.00	0	0
138	Returning Officer Toowoomba South Pre-	0	0.00	0	0.00	0	0
139	Returning Officer Townsville Pre-Poll	0	0.00	0	0.00	0	0
140	Returning Officer Traeger Pre-Poll	2	66.67	1	33.33	0	3
141	Returning Officer Warrego Pre-Poll	0	0.00	0	0.00	0	0
142	Returning Officer Waterford Pre-Poll	0	0.00	0	0.00	0	0
143	Returning Officer Whitsunday Pre-Poll	1	25.00	3	75.00	0	4
144	Returning Officer Woodridge Pre-Poll	0	0.00	2	100.00	0	2
	Polling Booth Totals	**14,514**	**53.14**	**12,799**	**46.86**	**0**	**27,313**
301	Postal, Special Postal, Unenrolled Votes	1,124	53.35	983	46.65	0	2,107
302	Pre-Poll (In Person) Absent Votes	102	43.97	130	56.03	0	232
303	Polling Day Absent Votes	597	53.30	523	46.70	0	1,120
305	Declared Institution Votes	34	59.65	23	40.35	0	57
306	Polling Day Declaration Votes	48	68.57	22	31.43	0	70
308	Uncertain Identity	0	0.00	0	0.00	0	0
	Declaration Vote Totals	**1,905**	**53.12**	**1,681**	**46.88**	**0**	**3,586**
	Total Final Preference Votes	**16,419**	**53.14**	**14,480**	**46.86**	**0**	**30,899**

2017 State General Election

Two Candidate Preferred Results After Preferences By Booth

42. Kurwongbah						34,780
		KING, Shane ALP		COOK, Allan LNP		Total Exhausted	Total Formal
No.	Polling Booth	Votes	%	Votes	%	Votes	Votes
1	Bray Park	222	64.91	120	35.09	0	342
2	Bray Park High	257	62.38	155	37.62	0	412
3	Burpengary	728	60.82	469	39.18	0	1,197
4	Burpengary Meadows	119	56.40	92	43.60	0	211
5	Burpengary North	628	56.99	474	43.01	0	1,102
6	Burpengary South	630	55.60	503	44.40	0	1,133
7	Kallangur	152	64.41	84	35.59	0	236
8	Kallangur East	50	57.47	37	42.53	0	87
9	Kurwongbah	1,081	60.02	720	39.98	0	1,801
10	Lawnton	970	65.50	511	34.50	0	1,481
11	Morayfield East	81	60.90	52	39.10	0	133
12	Narangba	1,050	57.22	785	42.78	0	1,835
13	Narangba Valley	1,816	56.91	1,375	43.09	0	3,191
14	Petrie	1,037	56.92	785	43.08	0	1,822
15	Strathpine	66	66.00	34	34.00	0	100
16	Warner	653	52.49	591	47.51	0	1,244
17	Brisbane CBD All-Districts Centre	9	56.25	7	43.75	0	16
18	Bundaberg All-Districts Centre	0	0.00	1	100.00	0	1
19	Burleigh All-Districts Centre	0	0.00	0	0.00	0	0
20	Cairns All-Districts Centre	0	0.00	0	0.00	0	0
21	East Brisbane All-Districts Centre	4	80.00	1	20.00	0	5
22	Hervey Bay All-Districts Centre	0	0.00	0	0.00	0	0
23	Mackay All-Districts Centre	0	0.00	0	0.00	0	0
24	Maroochydore All-Districts Centre	1	100.00	0	0.00	0	1
25	Morayfield All-Districts Centre	28	68.29	13	31.71	0	41
26	Noosa All-Districts Centre	3	75.00	1	25.00	0	4
27	Oodgeroo All-Districts Centre	0	0.00	0	0.00	0	0
28	Redcliffe All-Districts Centre	1	16.67	5	83.33	0	6
29	Southport All-Districts Centre	0	0.00	1	100.00	0	1
30	Telephone Voting	2	100.00	0	0.00	0	2
31	Townsville All-Districts Centre	0	0.00	0	0.00	0	0
32	Vulture Street All-Districts Centre	1	100.00	0	0.00	0	1
33	Woolloongabba All-Districts Centre	1	33.33	2	66.67	0	3
34	Brisbane CBD All-Districts Centre Pre-Poll	173	72.38	66	27.62	0	239
35	Bundaberg All-Districts Centre Pre-Poll	4	36.36	7	63.64	0	11
36	Burleigh All-Districts Centre Pre-Poll	2	66.67	1	33.33	0	3
37	Cairns All-Districts Centre Pre-Poll	1	50.00	1	50.00	0	2
38	Electoral Visit	13	46.43	15	53.57	0	28
39	Hervey Bay All-Districts Centre Pre-poll	0	0.00	1	100.00	0	1
40	Mackay All-Districts Centre Pre-Poll	4	100.00	0	0.00	0	4

2017 State General Election

Two Candidate Preferred Results After Preferences By Booth

42. Kurwongbah						34,780
		KING, Shane ALP		COOK, Allan LNP		Total Exhausted	Total Formal
No.	Polling Booth	Votes	%	Votes	%	Votes	Votes
41	Maroochydore All-Districts Centre Pre-	9	81.82	2	18.18	0	11
42	Morayfield All-Districts Centre Pre-poll	557	54.34	468	45.66	0	1,025
43	Noosa All-Districts Centre Pre-Poll	0	0.00	2	100.00	0	2
44	Oodgeroo All-Districts Centre Pre-Poll	1	33.33	2	66.67	0	3
45	Redcliffe All-Districts Centre Pre-Poll	72	50.70	70	49.30	0	142
46	Southport All-Districts Centre Pre-Poll	3	42.86	4	57.14	0	7
47	Telephone Voting - Pre-poll	2	33.33	4	66.67	0	6
48	Townsville All-Districts Centre Pre-Poll	3	60.00	2	40.00	0	5
49	eAssist - Coorparoo Pre-Poll	0	0.00	0	0.00	0	0
50	Returning Officer Kurwongbah Pre-Poll	1,970	54.26	1,661	45.74	0	3,631
51	Returning Officer Algester Pre-Poll	0	0.00	0	0.00	0	0
52	Returning Officer Aspley Pre-Poll	8	38.10	13	61.90	0	21
53	Returning Officer Bancroft Pre-Poll	29	54.72	24	45.28	0	53
54	Returning Officer Barron River Pre-Poll	0	0.00	0	0.00	0	0
55	Returning Officer Bonney Pre-Poll	0	0.00	0	0.00	0	0
56	Returning Officer Broadwater Pre-Poll	1	100.00	0	0.00	0	1
57	Returning Officer Buderim Pre-Poll	2	40.00	3	60.00	0	5
58	Returning Officer Bulimba Pre-Poll	0	0.00	0	0.00	0	0
59	Returning Officer Bundaberg Pre-Poll	0	0.00	0	0.00	0	0
60	Returning Officer Bundamba Pre-Poll	0	0.00	0	0.00	0	0
61	Returning Officer Burdekin Pre-Poll	0	0.00	1	100.00	0	1
62	Returning Officer Burleigh Pre-Poll	0	0.00	0	0.00	0	0
63	Returning Officer Burnett Pre-Poll	0	0.00	0	0.00	0	0
64	Returning Officer Cairns Pre-Poll	0	0.00	0	0.00	0	0
65	Returning Officer Callide Pre-Poll	0	0.00	0	0.00	0	0
66	Returning Officer Caloundra Pre-Poll	6	66.67	3	33.33	0	9
67	Returning Officer Capalaba Pre-Poll	0	0.00	0	0.00	0	0
68	Returning Officer Chatsworth Pre-Poll	0	0.00	0	0.00	0	0
69	Returning Officer Clayfield Pre-Poll	12	66.67	6	33.33	0	18
70	Returning Officer Condamine Pre-Poll	0	0.00	0	0.00	0	0
71	Returning Officer Cook Pre-Poll	0	0.00	0	0.00	0	0
72	Returning Officer Coomera Pre-Poll	0	0.00	0	0.00	0	0
73	Returning Officer Cooper Pre-Poll	7	87.50	1	12.50	0	8
74	Returning Officer Currumbin Pre-Poll	0	0.00	4	100.00	0	4
75	Returning Officer Everton Pre-Poll	9	81.82	2	18.18	0	11
76	Returning Officer Ferny Grove Pre-Poll	6	75.00	2	25.00	0	8
77	Returning Officer Gaven Pre-Poll	0	0.00	0	0.00	0	0
78	Returning Officer Gladstone Pre-Poll	0	0.00	0	0.00	0	0
79	Returning Officer Glass House Pre-Poll	3	75.00	1	25.00	0	4
80	Returning Officer Greenslopes Pre-Poll	0	0.00	1	100.00	0	1

2017 State General Election

Two Candidate Preferred Results After Preferences By Booth

42. Kurwongbah						34,780
		KING, Shane ALP		COOK, Allan LNP		Total Exhausted	Total Formal
No.	Polling Booth	Votes	%	Votes	%	Votes	Votes
81	Returning Officer Gregory Pre-Poll	0	0.00	0	0.00	0	0
82	Returning Officer Gympie Pre-Poll	2	66.67	1	33.33	0	3
83	Returning Officer Hervey Bay Pre-Poll	0	0.00	0	0.00	0	0
84	Returning Officer Hill Pre-Poll	0	0.00	0	0.00	0	0
85	Returning Officer Hinchinbrook Pre-Poll	0	0.00	0	0.00	0	0
86	Returning Officer Inala Pre-Poll	0	0.00	1	100.00	0	1
87	Returning Officer Ipswich Pre-Poll	1	100.00	0	0.00	0	1
88	Returning Officer Ipswich West Pre-Poll	0	0.00	0	0.00	0	0
89	Returning Officer Jordan Pre-Poll	1	100.00	0	0.00	0	1
90	Returning Officer Kawana Pre-Poll	2	40.00	3	60.00	0	5
91	Returning Officer Keppel Pre-Poll	0	0.00	0	0.00	0	0
92	Returning Officer Lockyer Pre-Poll	1	100.00	0	0.00	0	1
93	Returning Officer Logan Pre-Poll	0	0.00	1	100.00	0	1
94	Returning Officer Lytton Pre-Poll	3	100.00	0	0.00	0	3
95	Returning Officer Macalister Pre-Poll	0	0.00	0	0.00	0	0
96	Returning Officer Mackay Pre-Poll	0	0.00	0	0.00	0	0
97	Returning Officer Maiwar Pre-Poll	1	25.00	3	75.00	0	4
98	Returning Officer Mansfield Pre-Poll	1	50.00	1	50.00	0	2
99	Returning Officer Maroochydore Pre-Poll	0	0.00	0	0.00	0	0
100	Returning Officer Maryborough Pre-Poll	1	33.33	2	66.67	0	3
101	Returning Officer Mcconnel Pre-Poll	7	77.78	2	22.22	0	9
102	Returning Officer Mermaid Beach Pre-Poll	0	0.00	0	0.00	0	0
103	Returning Officer Miller Pre-Poll	3	100.00	0	0.00	0	3
104	Returning Officer Mirani Pre-Poll	0	0.00	0	0.00	0	0
105	Returning Officer Moggill Pre-Poll	0	0.00	0	0.00	0	0
106	Returning Officer Morayfield Pre-Poll	0	0.00	0	0.00	0	0
107	Returning Officer Mount Ommaney Pre-	3	100.00	0	0.00	0	3
108	Returning Officer Mudgeeraba Pre-Poll	0	0.00	0	0.00	0	0
109	Returning Officer Mulgrave Pre-Poll	0	0.00	0	0.00	0	0
110	Returning Officer Mundingburra Pre-Poll	0	0.00	0	0.00	0	0
111	Returning Officer Murrumba Pre-Poll	409	54.32	344	45.68	0	753
112	Returning Officer Nanango Pre-Poll	0	0.00	1	100.00	0	1
113	Returning Officer Nicklin Pre-Poll	2	40.00	3	60.00	0	5
114	Returning Officer Ninderry Pre-Poll	1	50.00	1	50.00	0	2
115	Returning Officer Noosa Pre-Poll	0	0.00	0	0.00	0	0
116	Returning Officer Nudgee Pre-Poll	6	46.15	7	53.85	0	13
117	Returning Officer Oodgeroo Pre-Poll	0	0.00	0	0.00	0	0
118	Returning Officer Pine Rivers Pre-Poll	431	53.61	373	46.39	0	804
119	Returning Officer Pumicestone Pre-Poll	38	63.33	22	36.67	0	60
120	Returning Officer Redcliffe Pre-Poll	0	0.00	0	0.00	0	0

2017 State General Election

Two Candidate Preferred Results After Preferences By Booth

42. Kurwongbah						34,780
		KING, Shane ALP		COOK, Allan LNP		Total Exhausted	Total Formal
No.	Polling Booth	Votes	%	Votes	%	Votes	Votes
121	Returning Officer Redlands Pre-Poll	0	0.00	2	100.00	0	2
122	Returning Officer Rockhampton Pre-Poll	2	100.00	0	0.00	0	2
123	Returning Officer Sandgate Pre-Poll	15	93.75	1	6.25	0	16
124	Returning Officer Scenic Rim Pre-Poll	0	0.00	1	100.00	0	1
125	Returning Officer South Brisbane Pre-Poll	0	0.00	2	100.00	0	2
126	Returning Officer Southern Downs Pre-	1	33.33	2	66.67	0	3
127	Returning Officer Southport Pre-Poll	0	0.00	0	0.00	0	0
128	Returning Officer Springwood Pre-Poll	0	0.00	1	100.00	0	1
129	Returning Officer Stafford Pre-Poll	8	80.00	2	20.00	0	10
130	Returning Officer Stretton Pre-Poll	0	0.00	0	0.00	0	0
131	Returning Officer Surfers Paradise Pre-	0	0.00	1	100.00	0	1
132	Returning Officer Theodore Pre-Poll	0	0.00	0	0.00	0	0
133	Returning Officer Thuringowa Pre-Poll	0	0.00	0	0.00	0	0
134	Returning Officer Toohey Pre-Poll	0	0.00	2	100.00	0	2
135	Returning Officer Toowoomba North Pre-	0	0.00	0	0.00	0	0
136	Returning Officer Toowoomba South Pre-	1	50.00	1	50.00	0	2
137	Returning Officer Townsville Pre-Poll	0	0.00	0	0.00	0	0
138	Returning Officer Traeger Pre-Poll	1	33.33	2	66.67	0	3
139	Returning Officer Warrego Pre-Poll	2	100.00	0	0.00	0	2
140	Returning Officer Waterford Pre-Poll	0	0.00	0	0.00	0	0
141	Returning Officer Whitsunday Pre-Poll	0	0.00	0	0.00	0	0
142	Returning Officer Woodridge Pre-Poll	0	0.00	3	100.00	0	3
	Polling Booth Totals	**13,430**	**57.39**	**9,970**	**42.61**	**0**	**23,400**
301	Postal, Special Postal, Unenrolled Votes	1,402	53.92	1,198	46.08	0	2,600
302	Pre-Poll (In Person) Absent Votes	1,118	54.62	929	45.38	0	2,047
303	Polling Day Absent Votes	874	59.82	587	40.18	0	1,461
305	Declared Institution Votes	30	52.63	27	47.37	0	57
306	Polling Day Declaration Votes	20	47.62	22	52.38	0	42
308	Uncertain Identity	0	0.00	0	0.00	0	0
	Declaration Vote Totals	**3,444**	**55.49**	**2,763**	**44.51**	**0**	**6,207**
	Total Final Preference Votes	**16,874**	**56.99**	**12,733**	**43.01**	**0**	**29,607**

2017 State General Election

Two Candidate Preferred Results After Preferences By Booth

43. Lockyer						33,559
		MCDONALD, Jim LNP		SAVAGE, Jim ONP		Total Exhausted	Total Formal
No.	Polling Booth	Votes	%	Votes	%	Votes	Votes
1	Blenheim	216	57.14	162	42.86	0	378
2	Fernvale	777	52.61	700	47.39	0	1,477
3	Flagstone Creek	74	56.06	58	43.94	0	132
4	Forest Hill	362	60.23	239	39.77	0	601
5	Gatton	620	54.63	515	45.37	0	1,135
6	Gatton South	519	59.93	347	40.07	0	866
7	Glamorgan Vale	288	56.36	223	43.64	0	511
8	Glenore Grove	550	47.58	606	52.42	0	1,156
9	Grantham	248	52.99	220	47.01	0	468
10	Hatton Vale	838	45.82	991	54.18	0	1,829
11	Helidon	320	46.11	374	53.89	0	694
12	Kentville	93	48.19	100	51.81	0	193
13	Laidley	1,185	61.94	728	38.06	0	1,913
14	Lake Clarendon	173	49.86	174	50.14	0	347
15	Lawes	30	65.22	16	34.78	0	46
16	Lockrose	101	42.80	135	57.20	0	236
17	Lowood	798	55.07	651	44.93	0	1,449
18	Ma Ma Creek	122	51.26	116	48.74	0	238
19	Minden	342	45.66	407	54.34	0	749
20	Mount Sylvia	55	40.15	82	59.85	0	137
21	Murphys Creek	262	48.43	279	51.57	0	541
22	Plainland	310	59.27	213	40.73	0	523
23	Stockyard Creek	105	50.48	103	49.52	0	208
24	Tarampa	322	53.58	279	46.42	0	601
25	Thornton	119	70.83	49	29.17	0	168
26	Upper Tenthill	136	55.97	107	44.03	0	243
27	Withcott	740	54.98	606	45.02	0	1,346
28	Brisbane CBD All-Districts Centre	7	70.00	3	30.00	0	10
29	Bundaberg All-Districts Centre	1	20.00	4	80.00	0	5
30	Burleigh All-Districts Centre	2	100.00	0	0.00	0	2
31	Cairns All-Districts Centre	0	0.00	0	0.00	0	0
32	East Brisbane All-Districts Centre	0	0.00	0	0.00	0	0
33	Hervey Bay All-Districts Centre	0	0.00	0	0.00	0	0
34	Mackay All-Districts Centre	0	0.00	0	0.00	0	0
35	Maroochydore All-Districts Centre	3	100.00	0	0.00	0	3
36	Morayfield All-Districts Centre	0	0.00	0	0.00	0	0
37	Noosa All-Districts Centre	0	0.00	1	100.00	0	1
38	Oodgeroo All-Districts Centre	0	0.00	0	0.00	0	0
39	Redcliffe All-Districts Centre	1	25.00	3	75.00	0	4
40	Southport All-Districts Centre	0	0.00	0	0.00	0	0

2017 State General Election

Two Candidate Preferred Results After Preferences By Booth

43. Lockyer						33,559
		MCDONALD, Jim LNP		SAVAGE, Jim ONP		Total Exhausted	Total Formal
No.	Polling Booth	Votes	%	Votes	%	Votes	Votes
41	Telephone Voting	1	100.00	0	0.00	0	1
42	Townsville All-Districts Centre	1	100.00	0	0.00	0	1
43	Vulture Street All-Districts Centre	0	0.00	0	0.00	0	0
44	Woolloongabba All-Districts Centre	0	0.00	0	0.00	0	0
45	Brisbane CBD All-Districts Centre Pre-Poll	27	62.79	16	37.21	0	43
46	Bundaberg All-Districts Centre Pre-Poll	0	0.00	0	0.00	0	0
47	Burleigh All-Districts Centre Pre-Poll	5	83.33	1	16.67	0	6
48	Cairns All-Districts Centre Pre-Poll	1	33.33	2	66.67	0	3
49	Electoral Visit	62	68.13	29	31.87	0	91
50	Hervey Bay All-Districts Centre Pre-poll	3	50.00	3	50.00	0	6
51	Mackay All-Districts Centre Pre-Poll	0	0.00	3	100.00	0	3
52	Maroochydore All-Districts Centre Pre-	5	71.43	2	28.57	0	7
53	Morayfield All-Districts Centre Pre-poll	3	33.33	6	66.67	0	9
54	Noosa All-Districts Centre Pre-Poll	1	100.00	0	0.00	0	1
55	Oodgeroo All-Districts Centre Pre-Poll	4	100.00	0	0.00	0	4
56	Redcliffe All-Districts Centre Pre-Poll	1	20.00	4	80.00	0	5
57	Southport All-Districts Centre Pre-Poll	0	0.00	2	100.00	0	2
58	Telephone Voting - Pre-poll	6	85.71	1	14.29	0	7
59	Townsville All-Districts Centre Pre-Poll	2	50.00	2	50.00	0	4
60	eAssist - Coorparoo Pre-Poll	1	50.00	1	50.00	0	2
61	Returning Officer Lockyer Pre-Poll	2,392	57.12	1,796	42.88	0	4,188
62	Returning Officer Algester Pre-Poll	0	0.00	0	0.00	0	0
63	Returning Officer Aspley Pre-Poll	2	100.00	0	0.00	0	2
64	Returning Officer Bancroft Pre-Poll	1	100.00	0	0.00	0	1
65	Returning Officer Barron River Pre-Poll	0	0.00	0	0.00	0	0
66	Returning Officer Bonney Pre-Poll	0	0.00	0	0.00	0	0
67	Returning Officer Broadwater Pre-Poll	1	100.00	0	0.00	0	1
68	Returning Officer Buderim Pre-Poll	1	100.00	0	0.00	0	1
69	Returning Officer Bulimba Pre-Poll	0	0.00	0	0.00	0	0
70	Returning Officer Bundaberg Pre-Poll	0	0.00	0	0.00	0	0
71	Returning Officer Bundamba Pre-Poll	14	31.11	31	68.89	0	45
72	Returning Officer Burdekin Pre-Poll	0	0.00	0	0.00	0	0
73	Returning Officer Burleigh Pre-Poll	0	0.00	0	0.00	0	0
74	Returning Officer Burnett Pre-Poll	0	0.00	0	0.00	0	0
75	Returning Officer Cairns Pre-Poll	0	0.00	0	0.00	0	0
76	Returning Officer Callide Pre-Poll	0	0.00	0	0.00	0	0
77	Returning Officer Caloundra Pre-Poll	2	33.33	4	66.67	0	6
78	Returning Officer Capalaba Pre-Poll	0	0.00	1	100.00	0	1
79	Returning Officer Chatsworth Pre-Poll	0	0.00	0	0.00	0	0
80	Returning Officer Clayfield Pre-Poll	1	100.00	0	0.00	0	1

2017 State General Election

Two Candidate Preferred Results After Preferences By Booth

43. Lockyer						33,559
		MCDONALD, Jim LNP		SAVAGE, Jim ONP		Total Exhausted	Total Formal
No.	Polling Booth	Votes	%	Votes	%	Votes	Votes
81	Returning Officer Condamine Pre-Poll	0	0.00	1	100.00	0	1
82	Returning Officer Cook Pre-Poll	0	0.00	0	0.00	0	0
83	Returning Officer Coomera Pre-Poll	1	100.00	0	0.00	0	1
84	Returning Officer Cooper Pre-Poll	0	0.00	1	100.00	0	1
85	Returning Officer Currumbin Pre-Poll	0	0.00	1	100.00	0	1
86	Returning Officer Everton Pre-Poll	0	0.00	0	0.00	0	0
87	Returning Officer Ferny Grove Pre-Poll	1	100.00	0	0.00	0	1
88	Returning Officer Gaven Pre-Poll	3	100.00	0	0.00	0	3
89	Returning Officer Gladstone Pre-Poll	0	0.00	1	100.00	0	1
90	Returning Officer Glass House Pre-Poll	0	0.00	0	0.00	0	0
91	Returning Officer Greenslopes Pre-Poll	1	50.00	1	50.00	0	2
92	Returning Officer Gregory Pre-Poll	0	0.00	0	0.00	0	0
93	Returning Officer Gympie Pre-Poll	4	100.00	0	0.00	0	4
94	Returning Officer Hervey Bay Pre-Poll	0	0.00	0	0.00	0	0
95	Returning Officer Hill Pre-Poll	1	50.00	1	50.00	0	2
96	Returning Officer Hinchinbrook Pre-Poll	0	0.00	0	0.00	0	0
97	Returning Officer Inala Pre-Poll	1	33.33	2	66.67	0	3
98	Returning Officer Ipswich Pre-Poll	134	55.60	107	44.40	0	241
99	Returning Officer Ipswich West Pre-Poll	0	0.00	0	0.00	0	0
100	Returning Officer Jordan Pre-Poll	7	58.33	5	41.67	0	12
101	Returning Officer Kawana Pre-Poll	0	0.00	0	0.00	0	0
102	Returning Officer Keppel Pre-Poll	0	0.00	0	0.00	0	0
103	Returning Officer Kurwongbah Pre-Poll	0	0.00	0	0.00	0	0
104	Returning Officer Logan Pre-Poll	0	0.00	0	0.00	0	0
105	Returning Officer Lytton Pre-Poll	2	40.00	3	60.00	0	5
106	Returning Officer Macalister Pre-Poll	0	0.00	0	0.00	0	0
107	Returning Officer Mackay Pre-Poll	0	0.00	0	0.00	0	0
108	Returning Officer Maiwar Pre-Poll	1	50.00	1	50.00	0	2
109	Returning Officer Mansfield Pre-Poll	3	60.00	2	40.00	0	5
110	Returning Officer Maroochydore Pre-Poll	0	0.00	0	0.00	0	0
111	Returning Officer Maryborough Pre-Poll	1	33.33	2	66.67	0	3
112	Returning Officer Mcconnel Pre-Poll	0	0.00	0	0.00	0	0
113	Returning Officer Mermaid Beach Pre-Poll	2	50.00	2	50.00	0	4
114	Returning Officer Miller Pre-Poll	2	100.00	0	0.00	0	2
115	Returning Officer Mirani Pre-Poll	0	0.00	0	0.00	0	0
116	Returning Officer Moggill Pre-Poll	1	50.00	1	50.00	0	2
117	Returning Officer Morayfield Pre-Poll	0	0.00	0	0.00	0	0
118	Returning Officer Mount Ommaney Pre-	0	0.00	0	0.00	0	0
119	Returning Officer Mudgeeraba Pre-Poll	0	0.00	1	100.00	0	1
120	Returning Officer Mulgrave Pre-Poll	0	0.00	0	0.00	0	0

2017 State General Election

Two Candidate Preferred Results After Preferences By Booth

43. Lockyer						33,559
		MCDONALD, Jim LNP		SAVAGE, Jim ONP		Total Exhausted	Total Formal
No.	Polling Booth	Votes	%	Votes	%	Votes	Votes
121	Returning Officer Mundingburra Pre-Poll	0	0.00	0	0.00	0	0
122	Returning Officer Murrumba Pre-Poll	0	0.00	1	100.00	0	1
123	Returning Officer Nanango Pre-Poll	3	100.00	0	0.00	0	3
124	Returning Officer Nicklin Pre-Poll	2	100.00	0	0.00	0	2
125	Returning Officer Ninderry Pre-Poll	1	33.33	2	66.67	0	3
126	Returning Officer Noosa Pre-Poll	0	0.00	0	0.00	0	0
127	Returning Officer Nudgee Pre-Poll	0	0.00	0	0.00	0	0
128	Returning Officer Oodgeroo Pre-Poll	0	0.00	0	0.00	0	0
129	Returning Officer Pine Rivers Pre-Poll	2	66.67	1	33.33	0	3
130	Returning Officer Pumicestone Pre-Poll	1	50.00	1	50.00	0	2
131	Returning Officer Redcliffe Pre-Poll	0	0.00	0	0.00	0	0
132	Returning Officer Redlands Pre-Poll	2	100.00	0	0.00	0	2
133	Returning Officer Rockhampton Pre-Poll	2	33.33	4	66.67	0	6
134	Returning Officer Sandgate Pre-Poll	2	50.00	2	50.00	0	4
135	Returning Officer Scenic Rim Pre-Poll	0	0.00	0	0.00	0	0
136	Returning Officer South Brisbane Pre-Poll	8	66.67	4	33.33	0	12
137	Returning Officer Southern Downs Pre-	2	33.33	4	66.67	0	6
138	Returning Officer Southport Pre-Poll	0	0.00	0	0.00	0	0
139	Returning Officer Springwood Pre-Poll	1	50.00	1	50.00	0	2
140	Returning Officer Stafford Pre-Poll	0	0.00	0	0.00	0	0
141	Returning Officer Stretton Pre-Poll	0	0.00	0	0.00	0	0
142	Returning Officer Surfers Paradise Pre-	0	0.00	0	0.00	0	0
143	Returning Officer Theodore Pre-Poll	0	0.00	0	0.00	0	0
144	Returning Officer Thuringowa Pre-Poll	0	0.00	0	0.00	0	0
145	Returning Officer Toohey Pre-Poll	0	0.00	3	100.00	0	3
146	Returning Officer Toowoomba North Pre-	106	55.50	85	44.50	0	191
147	Returning Officer Toowoomba South Pre-	22	52.38	20	47.62	0	42
148	Returning Officer Townsville Pre-Poll	0	0.00	0	0.00	0	0
149	Returning Officer Traeger Pre-Poll	2	100.00	0	0.00	0	2
150	Returning Officer Warrego Pre-Poll	1	100.00	0	0.00	0	1
151	Returning Officer Waterford Pre-Poll	0	0.00	0	0.00	0	0
152	Returning Officer Whitsunday Pre-Poll	1	100.00	0	0.00	0	1
153	Returning Officer Woodridge Pre-Poll	0	0.00	0	0.00	0	0
	Polling Booth Totals	**12,579**	**54.14**	**10,655**	**45.86**	**0**	**23,234**
301	Postal, Special Postal, Unenrolled Votes	2,251	55.39	1,813	44.61	0	4,064
302	Pre-Poll (In Person) Absent Votes	35	42.68	47	57.32	0	82
303	Polling Day Absent Votes	713	50.46	700	49.54	0	1,413
305	Declared Institution Votes	36	52.94	32	47.06	0	68
306	Polling Day Declaration Votes	52	46.85	59	53.15	0	111
308	Uncertain Identity	0	0.00	0	0.00	0	0

2017 State General Election

Two Candidate Preferred Results After Preferences By Booth

Declaration Vote Totals	3,087	53.80	2,651	46.20	0	5,738
Total Final Preference Votes	15,666	54.07	13,306	45.93	0	28,972

2017 State General Election

Two Candidate Preferred Results After Preferences By Booth

44. Logan						33,002
		POWER, Linus ALP		BANNAN, Scott ONP		Total Exhausted	Total Formal
No.	Polling Booth	Votes	%	Votes	%	Votes	Votes
1	Beenleigh	95	60.90	61	39.10	0	156
2	Boronia Heights	1,863	65.48	982	34.52	0	2,845
3	Browns Plains	69	61.06	44	38.94	0	113
4	Cedar Creek	104	55.03	85	44.97	0	189
5	Flagstone	107	49.77	108	50.23	0	215
6	Greenbank	140	53.64	121	46.36	0	261
7	Jimboomba	988	54.23	834	45.77	0	1,822
8	Jimboomba Central	652	50.94	628	49.06	0	1,280
9	Logan Reserve	642	59.12	444	40.88	0	1,086
10	Logan Village	1,272	56.04	998	43.96	0	2,270
11	Marsden	115	64.25	64	35.75	0	179
12	Park Ridge	1,416	58.15	1,019	41.85	0	2,435
13	Regents Park	341	61.33	215	38.67	0	556
14	Teviot Road	568	55.52	455	44.48	0	1,023
15	Windaroo Valley	166	58.04	120	41.96	0	286
16	Woodhill	42	49.41	43	50.59	0	85
17	Yarrabilba	912	67.96	430	32.04	0	1,342
18	Brisbane CBD All-Districts Centre	10	58.82	7	41.18	0	17
19	Bundaberg All-Districts Centre	2	100.00	0	0.00	0	2
20	Burleigh All-Districts Centre	3	100.00	0	0.00	0	3
21	Cairns All-Districts Centre	0	0.00	0	0.00	0	0
22	East Brisbane All-Districts Centre	1	33.33	2	66.67	0	3
23	Hervey Bay All-Districts Centre	0	0.00	0	0.00	0	0
24	Mackay All-Districts Centre	0	0.00	0	0.00	0	0
25	Maroochydore All-Districts Centre	0	0.00	0	0.00	0	0
26	Morayfield All-Districts Centre	0	0.00	0	0.00	0	0
27	Noosa All-Districts Centre	0	0.00	0	0.00	0	0
28	Oodgeroo All-Districts Centre	4	100.00	0	0.00	0	4
29	Redcliffe All-Districts Centre	0	0.00	0	0.00	0	0
30	Southport All-Districts Centre	1	50.00	1	50.00	0	2
31	Telephone Voting	0	0.00	1	100.00	0	1
32	Townsville All-Districts Centre	1	50.00	1	50.00	0	2
33	Vulture Street All-Districts Centre	4	100.00	0	0.00	0	4
34	Woolloongabba All-Districts Centre	2	100.00	0	0.00	0	2
35	Brisbane CBD All-Districts Centre Pre-Poll	116	77.33	34	22.67	0	150
36	Bundaberg All-Districts Centre Pre-Poll	5	55.56	4	44.44	0	9
37	Burleigh All-Districts Centre Pre-Poll	9	64.29	5	35.71	0	14
38	Cairns All-Districts Centre Pre-Poll	3	100.00	0	0.00	0	3
39	Electoral Visit	49	68.06	23	31.94	0	72
40	Hervey Bay All-Districts Centre Pre-poll	3	27.27	8	72.73	0	11

2017 State General Election

Two Candidate Preferred Results After Preferences By Booth

44. Logan						33,002
		POWER, Linus ALP		BANNAN, Scott ONP		Total Exhausted	Total Formal
No.	Polling Booth	Votes	%	Votes	%	Votes	Votes
41	Mackay All-Districts Centre Pre-Poll	1	33.33	2	66.67	0	3
42	Maroochydore All-Districts Centre Pre-	2	100.00	0	0.00	0	2
43	Morayfield All-Districts Centre Pre-poll	2	66.67	1	33.33	0	3
44	Noosa All-Districts Centre Pre-Poll	2	50.00	2	50.00	0	4
45	Oodgeroo All-Districts Centre Pre-Poll	8	66.67	4	33.33	0	12
46	Redcliffe All-Districts Centre Pre-Poll	1	50.00	1	50.00	0	2
47	Southport All-Districts Centre Pre-Poll	10	47.62	11	52.38	0	21
48	Telephone Voting - Pre-poll	9	75.00	3	25.00	0	12
49	Townsville All-Districts Centre Pre-Poll	1	50.00	1	50.00	0	2
50	eAssist - Coorparoo Pre-Poll	1	100.00	0	0.00	0	1
51	Returning Officer Logan Pre-Poll	2,242	53.17	1,975	46.83	0	4,217
52	Returning Officer Algester Pre-Poll	0	0.00	0	0.00	0	0
53	Returning Officer Aspley Pre-Poll	1	100.00	0	0.00	0	1
54	Returning Officer Bancroft Pre-Poll	0	0.00	0	0.00	0	0
55	Returning Officer Barron River Pre-Poll	0	0.00	1	100.00	0	1
56	Returning Officer Bonney Pre-Poll	1	50.00	1	50.00	0	2
57	Returning Officer Broadwater Pre-Poll	0	0.00	2	100.00	0	2
58	Returning Officer Buderim Pre-Poll	0	0.00	2	100.00	0	2
59	Returning Officer Bulimba Pre-Poll	3	60.00	2	40.00	0	5
60	Returning Officer Bundaberg Pre-Poll	0	0.00	0	0.00	0	0
61	Returning Officer Bundamba Pre-Poll	0	0.00	0	0.00	0	0
62	Returning Officer Burdekin Pre-Poll	0	0.00	0	0.00	0	0
63	Returning Officer Burleigh Pre-Poll	0	0.00	0	0.00	0	0
64	Returning Officer Burnett Pre-Poll	0	0.00	0	0.00	0	0
65	Returning Officer Cairns Pre-Poll	0	0.00	0	0.00	0	0
66	Returning Officer Callide Pre-Poll	0	0.00	0	0.00	0	0
67	Returning Officer Caloundra Pre-Poll	1	100.00	0	0.00	0	1
68	Returning Officer Capalaba Pre-Poll	0	0.00	1	100.00	0	1
69	Returning Officer Chatsworth Pre-Poll	0	0.00	3	100.00	0	3
70	Returning Officer Clayfield Pre-Poll	2	66.67	1	33.33	0	3
71	Returning Officer Condamine Pre-Poll	0	0.00	0	0.00	0	0
72	Returning Officer Cook Pre-Poll	0	0.00	0	0.00	0	0
73	Returning Officer Coomera Pre-Poll	3	50.00	3	50.00	0	6
74	Returning Officer Cooper Pre-Poll	2	100.00	0	0.00	0	2
75	Returning Officer Currumbin Pre-Poll	1	100.00	0	0.00	0	1
76	Returning Officer Everton Pre-Poll	0	0.00	0	0.00	0	0
77	Returning Officer Ferny Grove Pre-Poll	1	100.00	0	0.00	0	1
78	Returning Officer Gaven Pre-Poll	4	66.67	2	33.33	0	6
79	Returning Officer Gladstone Pre-Poll	0	0.00	5	100.00	0	5
80	Returning Officer Glass House Pre-Poll	0	0.00	0	0.00	0	0

2017 State General Election

Two Candidate Preferred Results After Preferences By Booth

44. Logan						33,002
		POWER, Linus ALP		BANNAN, Scott ONP		Total Exhausted	Total Formal
No.	Polling Booth	Votes	%	Votes	%	Votes	Votes
81	Returning Officer Greenslopes Pre-Poll	0	0.00	1	100.00	0	1
82	Returning Officer Gregory Pre-Poll	1	50.00	1	50.00	0	2
83	Returning Officer Gympie Pre-Poll	0	0.00	0	0.00	0	0
84	Returning Officer Hervey Bay Pre-Poll	0	0.00	0	0.00	0	0
85	Returning Officer Hill Pre-Poll	0	0.00	0	0.00	0	0
86	Returning Officer Hinchinbrook Pre-Poll	0	0.00	0	0.00	0	0
87	Returning Officer Inala Pre-Poll	7	63.64	4	36.36	0	11
88	Returning Officer Ipswich Pre-Poll	2	28.57	5	71.43	0	7
89	Returning Officer Ipswich West Pre-Poll	0	0.00	0	0.00	0	0
90	Returning Officer Jordan Pre-Poll	92	54.12	78	45.88	0	170
91	Returning Officer Kawana Pre-Poll	0	0.00	0	0.00	0	0
92	Returning Officer Keppel Pre-Poll	0	0.00	1	100.00	0	1
93	Returning Officer Kurwongbah Pre-Poll	1	100.00	0	0.00	0	1
94	Returning Officer Lockyer Pre-Poll	1	50.00	1	50.00	0	2
95	Returning Officer Lytton Pre-Poll	0	0.00	0	0.00	0	0
96	Returning Officer Macalister Pre-Poll	0	0.00	0	0.00	0	0
97	Returning Officer Mackay Pre-Poll	0	0.00	0	0.00	0	0
98	Returning Officer Maiwar Pre-Poll	1	50.00	1	50.00	0	2
99	Returning Officer Mansfield Pre-Poll	7	77.78	2	22.22	0	9
100	Returning Officer Maroochydore Pre-Poll	0	0.00	0	0.00	0	0
101	Returning Officer Maryborough Pre-Poll	0	0.00	0	0.00	0	0
102	Returning Officer Mcconnel Pre-Poll	3	100.00	0	0.00	0	3
103	Returning Officer Mermaid Beach Pre-Poll	0	0.00	4	100.00	0	4
104	Returning Officer Miller Pre-Poll	3	37.50	5	62.50	0	8
105	Returning Officer Mirani Pre-Poll	0	0.00	0	0.00	0	0
106	Returning Officer Moggill Pre-Poll	1	100.00	0	0.00	0	1
107	Returning Officer Morayfield Pre-Poll	0	0.00	0	0.00	0	0
108	Returning Officer Mount Ommaney Pre-	2	66.67	1	33.33	0	3
109	Returning Officer Mudgeeraba Pre-Poll	1	100.00	0	0.00	0	1
110	Returning Officer Mulgrave Pre-Poll	0	0.00	0	0.00	0	0
111	Returning Officer Mundingburra Pre-Poll	0	0.00	0	0.00	0	0
112	Returning Officer Murrumba Pre-Poll	1	50.00	1	50.00	0	2
113	Returning Officer Nanango Pre-Poll	0	0.00	0	0.00	0	0
114	Returning Officer Nicklin Pre-Poll	0	0.00	2	100.00	0	2
115	Returning Officer Ninderry Pre-Poll	1	100.00	0	0.00	0	1
116	Returning Officer Noosa Pre-Poll	0	0.00	0	0.00	0	0
117	Returning Officer Nudgee Pre-Poll	2	100.00	0	0.00	0	2
118	Returning Officer Oodgeroo Pre-Poll	0	0.00	0	0.00	0	0
119	Returning Officer Pine Rivers Pre-Poll	0	0.00	0	0.00	0	0
120	Returning Officer Pumicestone Pre-Poll	0	0.00	2	100.00	0	2

2017 State General Election

Two Candidate Preferred Results After Preferences By Booth

44. Logan						33,002
		POWER, Linus ALP		BANNAN, Scott ONP		Total Exhausted	Total Formal
No.	Polling Booth	Votes	%	Votes	%	Votes	Votes
121	Returning Officer Redcliffe Pre-Poll	0	0.00	0	0.00	0	0
122	Returning Officer Redlands Pre-Poll	4	80.00	1	20.00	0	5
123	Returning Officer Rockhampton Pre-Poll	0	0.00	1	100.00	0	1
124	Returning Officer Sandgate Pre-Poll	0	0.00	2	100.00	0	2
125	Returning Officer Scenic Rim Pre-Poll	44	34.65	83	65.35	0	127
126	Returning Officer South Brisbane Pre-Poll	4	50.00	4	50.00	0	8
127	Returning Officer Southern Downs Pre-	1	33.33	2	66.67	0	3
128	Returning Officer Southport Pre-Poll	0	0.00	0	0.00	0	0
129	Returning Officer Springwood Pre-Poll	110	52.13	101	47.87	0	211
130	Returning Officer Stafford Pre-Poll	1	33.33	2	66.67	0	3
131	Returning Officer Stretton Pre-Poll	13	44.83	16	55.17	0	29
132	Returning Officer Surfers Paradise Pre-	1	100.00	0	0.00	0	1
133	Returning Officer Theodore Pre-Poll	1	50.00	1	50.00	0	2
134	Returning Officer Thuringowa Pre-Poll	0	0.00	0	0.00	0	0
135	Returning Officer Toohey Pre-Poll	6	42.86	8	57.14	0	14
136	Returning Officer Toowoomba North Pre-	1	33.33	2	66.67	0	3
137	Returning Officer Toowoomba South Pre-	1	50.00	1	50.00	0	2
138	Returning Officer Townsville Pre-Poll	0	0.00	0	0.00	0	0
139	Returning Officer Traeger Pre-Poll	0	0.00	0	0.00	0	0
140	Returning Officer Warrego Pre-Poll	1	100.00	0	0.00	0	1
141	Returning Officer Waterford Pre-Poll	0	0.00	0	0.00	0	0
142	Returning Officer Whitsunday Pre-Poll	0	0.00	0	0.00	0	0
143	Returning Officer Woodridge Pre-Poll	350	59.93	234	40.07	0	584
	Polling Booth Totals	**12,667**	**57.59**	**9,327**	**42.41**	**0**	**21,994**
301	Postal, Special Postal, Unenrolled Votes	1,849	52.32	1,685	47.68	0	3,534
302	Pre-Poll (In Person) Absent Votes	37	48.68	39	51.32	0	76
303	Polling Day Absent Votes	734	56.16	573	43.84	0	1,307
305	Declared Institution Votes	35	60.34	23	39.66	0	58
306	Polling Day Declaration Votes	104	58.76	73	41.24	0	177
308	Uncertain Identity	0	0.00	0	0.00	0	0
	Declaration Vote Totals	**2,759**	**53.55**	**2,393**	**46.45**	**0**	**5,152**
	Total Final Preference Votes	**15,426**	**56.83**	**11,720**	**43.17**	**0**	**27,146**

2017 State General Election

Two Candidate Preferred Results After Preferences By Booth

45. Lytton						36,237
	PEASE, Joan ALP		STRAHAN, Karren LNP		Total Exhausted	Total Formal
No. Polling Booth	Votes	%	Votes	%	Votes	Votes
1 Gumdale	187	52.09	172	47.91	0	359
2 Hemmant	476	64.94	257	35.06	0	733
3 Lindum	472	64.48	260	35.52	0	732
4 Lota	806	60.92	517	39.08	0	1,323
5 Manly	660	54.64	548	45.36	0	1,208
6 Manly West	843	61.09	537	38.91	0	1,380
7 Preston Road	734	62.10	448	37.90	0	1,182
8 Tingalpa	609	62.14	371	37.86	0	980
9 Tingalpa South	97	57.74	71	42.26	0	168
10 Wondall Heights	1,412	65.58	741	34.42	0	2,153
11 Wynnum	1,224	69.11	547	30.89	0	1,771
12 Wynnum Central	1,007	63.73	573	36.27	0	1,580
13 Wynnum South	544	55.74	432	44.26	0	976
14 Wynnum West	1,361	70.41	572	29.59	0	1,933
15 Brisbane CBD All-Districts Centre	12	52.17	11	47.83	0	23
16 Bundaberg All-Districts Centre	0	0.00	0	0.00	0	0
17 Burleigh All-Districts Centre	1	50.00	1	50.00	0	2
18 Cairns All-Districts Centre	1	50.00	1	50.00	0	2
19 East Brisbane All-Districts Centre	6	37.50	10	62.50	0	16
20 Hervey Bay All-Districts Centre	0	0.00	0	0.00	0	0
21 Mackay All-Districts Centre	0	0.00	0	0.00	0	0
22 Maroochydore All-Districts Centre	0	0.00	0	0.00	0	0
23 Morayfield All-Districts Centre	1	100.00	0	0.00	0	1
24 Noosa All-Districts Centre	2	66.67	1	33.33	0	3
25 Oodgeroo All-Districts Centre	2	100.00	0	0.00	0	2
26 Redcliffe All-Districts Centre	0	0.00	0	0.00	0	0
27 Southport All-Districts Centre	2	100.00	0	0.00	0	2
28 Telephone Voting	0	0.00	0	0.00	0	0
29 Townsville All-Districts Centre	0	0.00	0	0.00	0	0
30 Vulture Street All-Districts Centre	4	66.67	2	33.33	0	6
31 Woolloongabba All-Districts Centre	3	75.00	1	25.00	0	4
32 Brisbane CBD All-Districts Centre Pre-Poll	314	65.01	169	34.99	0	483
33 Bundaberg All-Districts Centre Pre-Poll	1	16.67	5	83.33	0	6
34 Burleigh All-Districts Centre Pre-Poll	5	45.45	6	54.55	0	11
35 Cairns All-Districts Centre Pre-Poll	0	0.00	2	100.00	0	2
36 Electoral Visit	134	52.76	120	47.24	0	254
37 Hervey Bay All-Districts Centre Pre-poll	2	28.57	5	71.43	0	7
38 Mackay All-Districts Centre Pre-Poll	4	100.00	0	0.00	0	4
39 Maroochydore All-Districts Centre Pre-	3	60.00	2	40.00	0	5
40 Morayfield All-Districts Centre Pre-poll	1	100.00	0	0.00	0	1

2017 State General Election

Two Candidate Preferred Results After Preferences By Booth

45. Lytton						36,237
		PEASE, Joan ALP		STRAHAN, Karren LNP		Total Exhausted	Total Formal
No.	Polling Booth	Votes	%	Votes	%	Votes	Votes
41	Noosa All-Districts Centre Pre-Poll	0	0.00	1	100.00	0	1
42	Oodgeroo All-Districts Centre Pre-Poll	42	64.62	23	35.38	0	65
43	Redcliffe All-Districts Centre Pre-Poll	7	63.64	4	36.36	0	11
44	Southport All-Districts Centre Pre-Poll	7	87.50	1	12.50	0	8
45	Telephone Voting - Pre-poll	7	87.50	1	12.50	0	8
46	Townsville All-Districts Centre Pre-Poll	1	50.00	1	50.00	0	2
47	eAssist - Coorparoo Pre-Poll	4	50.00	4	50.00	0	8
48	Returning Officer Lytton Pre-Poll	5,350	59.84	3,591	40.16	0	8,941
49	Returning Officer Algester Pre-Poll	0	0.00	0	0.00	0	0
50	Returning Officer Aspley Pre-Poll	3	75.00	1	25.00	0	4
51	Returning Officer Bancroft Pre-Poll	0	0.00	0	0.00	0	0
52	Returning Officer Barron River Pre-Poll	0	0.00	0	0.00	0	0
53	Returning Officer Bonney Pre-Poll	0	0.00	0	0.00	0	0
54	Returning Officer Broadwater Pre-Poll	0	0.00	0	0.00	0	0
55	Returning Officer Buderim Pre-Poll	0	0.00	0	0.00	0	0
56	Returning Officer Bulimba Pre-Poll	25	53.19	22	46.81	0	47
57	Returning Officer Bundaberg Pre-Poll	0	0.00	0	0.00	0	0
58	Returning Officer Bundamba Pre-Poll	0	0.00	0	0.00	0	0
59	Returning Officer Burdekin Pre-Poll	0	0.00	0	0.00	0	0
60	Returning Officer Burleigh Pre-Poll	0	0.00	0	0.00	0	0
61	Returning Officer Burnett Pre-Poll	0	0.00	0	0.00	0	0
62	Returning Officer Cairns Pre-Poll	0	0.00	0	0.00	0	0
63	Returning Officer Callide Pre-Poll	0	0.00	0	0.00	0	0
64	Returning Officer Caloundra Pre-Poll	2	100.00	0	0.00	0	2
65	Returning Officer Capalaba Pre-Poll	36	59.02	25	40.98	0	61
66	Returning Officer Chatsworth Pre-Poll	210	58.33	150	41.67	0	360
67	Returning Officer Clayfield Pre-Poll	3	37.50	5	62.50	0	8
68	Returning Officer Condamine Pre-Poll	0	0.00	0	0.00	0	0
69	Returning Officer Cook Pre-Poll	0	0.00	0	0.00	0	0
70	Returning Officer Coomera Pre-Poll	0	0.00	1	100.00	0	1
71	Returning Officer Cooper Pre-Poll	3	37.50	5	62.50	0	8
72	Returning Officer Currumbin Pre-Poll	2	66.67	1	33.33	0	3
73	Returning Officer Everton Pre-Poll	0	0.00	0	0.00	0	0
74	Returning Officer Ferny Grove Pre-Poll	1	100.00	0	0.00	0	1
75	Returning Officer Gaven Pre-Poll	0	0.00	0	0.00	0	0
76	Returning Officer Gladstone Pre-Poll	3	50.00	3	50.00	0	6
77	Returning Officer Glass House Pre-Poll	0	0.00	1	100.00	0	1
78	Returning Officer Greenslopes Pre-Poll	6	37.50	10	62.50	0	16
79	Returning Officer Gregory Pre-Poll	0	0.00	0	0.00	0	0
80	Returning Officer Gympie Pre-Poll	1	50.00	1	50.00	0	2

2017 State General Election

Two Candidate Preferred Results After Preferences By Booth

45. Lytton						36,237
		PEASE, Joan ALP		STRAHAN, Karren LNP		Total Exhausted	Total Formal
No.	Polling Booth	Votes	%	Votes	%	Votes	Votes
81	Returning Officer Hervey Bay Pre-Poll	0	0.00	0	0.00	0	0
82	Returning Officer Hill Pre-Poll	0	0.00	0	0.00	0	0
83	Returning Officer Hinchinbrook Pre-Poll	0	0.00	0	0.00	0	0
84	Returning Officer Inala Pre-Poll	1	50.00	1	50.00	0	2
85	Returning Officer Ipswich Pre-Poll	1	20.00	4	80.00	0	5
86	Returning Officer Ipswich West Pre-Poll	0	0.00	0	0.00	0	0
87	Returning Officer Jordan Pre-Poll	3	50.00	3	50.00	0	6
88	Returning Officer Kawana Pre-Poll	0	0.00	1	100.00	0	1
89	Returning Officer Keppel Pre-Poll	0	0.00	2	100.00	0	2
90	Returning Officer Kurwongbah Pre-Poll	1	100.00	0	0.00	0	1
91	Returning Officer Lockyer Pre-Poll	1	100.00	0	0.00	0	1
92	Returning Officer Logan Pre-Poll	3	100.00	0	0.00	0	3
93	Returning Officer Macalister Pre-Poll	0	0.00	0	0.00	0	0
94	Returning Officer Mackay Pre-Poll	0	0.00	0	0.00	0	0
95	Returning Officer Maiwar Pre-Poll	0	0.00	0	0.00	0	0
96	Returning Officer Mansfield Pre-Poll	6	75.00	2	25.00	0	8
97	Returning Officer Maroochydore Pre-Poll	4	80.00	1	20.00	0	5
98	Returning Officer Maryborough Pre-Poll	0	0.00	0	0.00	0	0
99	Returning Officer Mcconnel Pre-Poll	7	87.50	1	12.50	0	8
100	Returning Officer Mermaid Beach Pre-Poll	0	0.00	0	0.00	0	0
101	Returning Officer Miller Pre-Poll	3	100.00	0	0.00	0	3
102	Returning Officer Mirani Pre-Poll	0	0.00	0	0.00	0	0
103	Returning Officer Moggill Pre-Poll	3	75.00	1	25.00	0	4
104	Returning Officer Morayfield Pre-Poll	0	0.00	0	0.00	0	0
105	Returning Officer Mount Ommaney Pre-	3	75.00	1	25.00	0	4
106	Returning Officer Mudgeeraba Pre-Poll	0	0.00	0	0.00	0	0
107	Returning Officer Mulgrave Pre-Poll	1	100.00	0	0.00	0	1
108	Returning Officer Mundingburra Pre-Poll	0	0.00	0	0.00	0	0
109	Returning Officer Murrumba Pre-Poll	1	100.00	0	0.00	0	1
110	Returning Officer Nanango Pre-Poll	0	0.00	0	0.00	0	0
111	Returning Officer Nicklin Pre-Poll	0	0.00	1	100.00	0	1
112	Returning Officer Ninderry Pre-Poll	0	0.00	0	0.00	0	0
113	Returning Officer Noosa Pre-Poll	0	0.00	0	0.00	0	0
114	Returning Officer Nudgee Pre-Poll	0	0.00	2	100.00	0	2
115	Returning Officer Oodgeroo Pre-Poll	41	63.08	24	36.92	0	65
116	Returning Officer Pine Rivers Pre-Poll	3	100.00	0	0.00	0	3
117	Returning Officer Pumicestone Pre-Poll	1	100.00	0	0.00	0	1
118	Returning Officer Redcliffe Pre-Poll	0	0.00	0	0.00	0	0
119	Returning Officer Redlands Pre-Poll	6	50.00	6	50.00	0	12
120	Returning Officer Rockhampton Pre-Poll	2	66.67	1	33.33	0	3

2017 State General Election

Two Candidate Preferred Results After Preferences By Booth

45. Lytton						36,237
		PEASE, Joan ALP		STRAHAN, Karren LNP		Total Exhausted	Total Formal
No.	Polling Booth	Votes	%	Votes	%	Votes	Votes
121	Returning Officer Sandgate Pre-Poll	2	100.00	0	0.00	0	2
122	Returning Officer Scenic Rim Pre-Poll	0	0.00	2	100.00	0	2
123	Returning Officer South Brisbane Pre-Poll	2	25.00	6	75.00	0	8
124	Returning Officer Southern Downs Pre-	0	0.00	1	100.00	0	1
125	Returning Officer Southport Pre-Poll	0	0.00	0	0.00	0	0
126	Returning Officer Springwood Pre-Poll	13	65.00	7	35.00	0	20
127	Returning Officer Stafford Pre-Poll	2	100.00	0	0.00	0	2
128	Returning Officer Stretton Pre-Poll	3	75.00	1	25.00	0	4
129	Returning Officer Surfers Paradise Pre-	0	0.00	0	0.00	0	0
130	Returning Officer Theodore Pre-Poll	0	0.00	0	0.00	0	0
131	Returning Officer Thuringowa Pre-Poll	0	0.00	0	0.00	0	0
132	Returning Officer Toohey Pre-Poll	3	60.00	2	40.00	0	5
133	Returning Officer Toowoomba North Pre-	1	33.33	2	66.67	0	3
134	Returning Officer Toowoomba South Pre-	1	100.00	0	0.00	0	1
135	Returning Officer Townsville Pre-Poll	0	0.00	0	0.00	0	0
136	Returning Officer Traeger Pre-Poll	0	0.00	1	100.00	0	1
137	Returning Officer Warrego Pre-Poll	1	100.00	0	0.00	0	1
138	Returning Officer Waterford Pre-Poll	0	0.00	0	0.00	0	0
139	Returning Officer Whitsunday Pre-Poll	0	0.00	1	100.00	0	1
140	Returning Officer Woodridge Pre-Poll	2	66.67	1	33.33	0	3
	Polling Booth Totals	**16,764**	**61.92**	**10,308**	**38.08**	**0**	**27,072**
301	Postal, Special Postal, Unenrolled Votes	1,919	62.57	1,148	37.43	0	3,067
302	Pre-Poll (In Person) Absent Votes	36	63.16	21	36.84	0	57
303	Polling Day Absent Votes	768	62.44	462	37.56	0	1,230
305	Declared Institution Votes	54	67.50	26	32.50	0	80
306	Polling Day Declaration Votes	0	0.00	0	0.00	0	0
308	Uncertain Identity	0	0.00	0	0.00	0	0
	Declaration Vote Totals	**2,777**	**62.63**	**1,657**	**37.37**	**0**	**4,434**
	Total Final Preference Votes	**19,541**	**62.02**	**11,965**	**37.98**	**0**	**31,506**

2017 State General Election

Two Candidate Preferred Results After Preferences By Booth

46. Macalister						34,898
		MCMAHON, Melissa ALP		VAN MANEN, Judi LNP		Total Exhausted	Total Formal
No.	Polling Booth	Votes	%	Votes	%	Votes	Votes
1	Beenleigh	944	65.60	495	34.40	0	1,439
2	Beenleigh Central	776	66.84	385	33.16	0	1,161
3	Bethania	160	67.23	78	32.77	0	238
4	Carbrook	326	48.22	350	51.78	0	676
5	Cornubia	1,086	49.57	1,105	50.43	0	2,191
6	Eagleby	696	64.68	380	35.32	0	1,076
7	Eagleby South	1,378	64.42	761	35.58	0	2,139
8	Edens Landing	1,191	64.34	660	35.66	0	1,851
9	Mt Warren Park	1,152	62.51	691	37.49	0	1,843
10	Shailer Park	352	54.24	297	45.76	0	649
11	Waterford	631	59.92	422	40.08	0	1,053
12	Waterford West	69	66.35	35	33.65	0	104
13	Windaroo	537	57.07	404	42.93	0	941
14	Windaroo Valley	932	53.62	806	46.38	0	1,738
15	Brisbane CBD All-Districts Centre	16	66.67	8	33.33	0	24
16	Bundaberg All-Districts Centre	0	0.00	0	0.00	0	0
17	Burleigh All-Districts Centre	0	0.00	4	100.00	0	4
18	Cairns All-Districts Centre	1	50.00	1	50.00	0	2
19	East Brisbane All-Districts Centre	3	27.27	8	72.73	0	11
20	Hervey Bay All-Districts Centre	0	0.00	0	0.00	0	0
21	Mackay All-Districts Centre	0	0.00	2	100.00	0	2
22	Maroochydore All-Districts Centre	1	100.00	0	0.00	0	1
23	Morayfield All-Districts Centre	0	0.00	0	0.00	0	0
24	Noosa All-Districts Centre	0	0.00	0	0.00	0	0
25	Oodgeroo All-Districts Centre	1	33.33	2	66.67	0	3
26	Redcliffe All-Districts Centre	1	100.00	0	0.00	0	1
27	Southport All-Districts Centre	3	100.00	0	0.00	0	3
28	Telephone Voting	4	66.67	2	33.33	0	6
29	Townsville All-Districts Centre	0	0.00	0	0.00	0	0
30	Vulture Street All-Districts Centre	2	66.67	1	33.33	0	3
31	Woolloongabba All-Districts Centre	0	0.00	1	100.00	0	1
32	Brisbane CBD All-Districts Centre Pre-Poll	104	62.28	63	37.72	0	167
33	Bundaberg All-Districts Centre Pre-Poll	1	33.33	2	66.67	0	3
34	Burleigh All-Districts Centre Pre-Poll	11	47.83	12	52.17	0	23
35	Cairns All-Districts Centre Pre-Poll	3	37.50	5	62.50	0	8
36	Electoral Visit	38	55.88	30	44.12	0	68
37	Hervey Bay All-Districts Centre Pre-poll	0	0.00	2	100.00	0	2
38	Mackay All-Districts Centre Pre-Poll	0	0.00	2	100.00	0	2
39	Maroochydore All-Districts Centre Pre-	3	60.00	2	40.00	0	5
40	Morayfield All-Districts Centre Pre-poll	3	75.00	1	25.00	0	4

2017 State General Election

Two Candidate Preferred Results After Preferences By Booth

46. Macalister						34,898
		MCMAHON, Melissa ALP		VAN MANEN, Judi LNP		Total Exhausted	Total Formal
No.	Polling Booth	Votes	%	Votes	%	Votes	Votes
41	Noosa All-Districts Centre Pre-Poll	0	0.00	0	0.00	0	0
42	Oodgeroo All-Districts Centre Pre-Poll	19	44.19	24	55.81	0	43
43	Redcliffe All-Districts Centre Pre-Poll	5	55.56	4	44.44	0	9
44	Southport All-Districts Centre Pre-Poll	28	51.85	26	48.15	0	54
45	Telephone Voting - Pre-poll	5	62.50	3	37.50	0	8
46	Townsville All-Districts Centre Pre-Poll	0	0.00	2	100.00	0	2
47	eAssist - Coorparoo Pre-Poll	2	100.00	0	0.00	0	2
48	Returning Officer Macalister Pre-Poll	2,722	53.95	2,323	46.05	0	5,045
49	Returning Officer Algester Pre-Poll	0	0.00	0	0.00	0	0
50	Returning Officer Aspley Pre-Poll	0	0.00	0	0.00	0	0
51	Returning Officer Bancroft Pre-Poll	0	0.00	2	100.00	0	2
52	Returning Officer Barron River Pre-Poll	0	0.00	0	0.00	0	0
53	Returning Officer Bonney Pre-Poll	2	28.57	5	71.43	0	7
54	Returning Officer Broadwater Pre-Poll	2	50.00	2	50.00	0	4
55	Returning Officer Buderim Pre-Poll	0	0.00	0	0.00	0	0
56	Returning Officer Bulimba Pre-Poll	0	0.00	1	100.00	0	1
57	Returning Officer Bundaberg Pre-Poll	0	0.00	0	0.00	0	0
58	Returning Officer Bundamba Pre-Poll	3	75.00	1	25.00	0	4
59	Returning Officer Burdekin Pre-Poll	0	0.00	0	0.00	0	0
60	Returning Officer Burleigh Pre-Poll	0	0.00	0	0.00	0	0
61	Returning Officer Burnett Pre-Poll	0	0.00	0	0.00	0	0
62	Returning Officer Cairns Pre-Poll	0	0.00	0	0.00	0	0
63	Returning Officer Callide Pre-Poll	0	0.00	0	0.00	0	0
64	Returning Officer Caloundra Pre-Poll	4	80.00	1	20.00	0	5
65	Returning Officer Capalaba Pre-Poll	3	30.00	7	70.00	0	10
66	Returning Officer Chatsworth Pre-Poll	0	0.00	1	100.00	0	1
67	Returning Officer Clayfield Pre-Poll	0	0.00	0	0.00	0	0
68	Returning Officer Condamine Pre-Poll	0	0.00	2	100.00	0	2
69	Returning Officer Cook Pre-Poll	0	0.00	0	0.00	0	0
70	Returning Officer Coomera Pre-Poll	8	44.44	10	55.56	0	18
71	Returning Officer Cooper Pre-Poll	0	0.00	2	100.00	0	2
72	Returning Officer Currumbin Pre-Poll	3	60.00	2	40.00	0	5
73	Returning Officer Everton Pre-Poll	0	0.00	0	0.00	0	0
74	Returning Officer Ferny Grove Pre-Poll	0	0.00	0	0.00	0	0
75	Returning Officer Gaven Pre-Poll	10	76.92	3	23.08	0	13
76	Returning Officer Gladstone Pre-Poll	0	0.00	0	0.00	0	0
77	Returning Officer Glass House Pre-Poll	0	0.00	0	0.00	0	0
78	Returning Officer Greenslopes Pre-Poll	3	100.00	0	0.00	0	3
79	Returning Officer Gregory Pre-Poll	0	0.00	0	0.00	0	0
80	Returning Officer Gympie Pre-Poll	1	33.33	2	66.67	0	3

2017 State General Election

Two Candidate Preferred Results After Preferences By Booth

46. Macalister						34,898
		MCMAHON, Melissa ALP		VAN MANEN, Judi LNP		Total Exhausted	Total Formal
No.	Polling Booth	Votes	%	Votes	%	Votes	Votes
81	Returning Officer Hervey Bay Pre-Poll	0	0.00	0	0.00	0	0
82	Returning Officer Hill Pre-Poll	0	0.00	0	0.00	0	0
83	Returning Officer Hinchinbrook Pre-Poll	1	50.00	1	50.00	0	2
84	Returning Officer Inala Pre-Poll	1	16.67	5	83.33	0	6
85	Returning Officer Ipswich Pre-Poll	3	60.00	2	40.00	0	5
86	Returning Officer Ipswich West Pre-Poll	0	0.00	0	0.00	0	0
87	Returning Officer Jordan Pre-Poll	4	44.44	5	55.56	0	9
88	Returning Officer Kawana Pre-Poll	0	0.00	1	100.00	0	1
89	Returning Officer Keppel Pre-Poll	1	100.00	0	0.00	0	1
90	Returning Officer Kurwongbah Pre-Poll	1	100.00	0	0.00	0	1
91	Returning Officer Lockyer Pre-Poll	1	100.00	0	0.00	0	1
92	Returning Officer Logan Pre-Poll	112	58.64	79	41.36	0	191
93	Returning Officer Lytton Pre-Poll	3	75.00	1	25.00	0	4
94	Returning Officer Mackay Pre-Poll	0	0.00	0	0.00	0	0
95	Returning Officer Maiwar Pre-Poll	1	50.00	1	50.00	0	2
96	Returning Officer Mansfield Pre-Poll	5	62.50	3	37.50	0	8
97	Returning Officer Maroochydore Pre-Poll	0	0.00	0	0.00	0	0
98	Returning Officer Maryborough Pre-Poll	1	100.00	0	0.00	0	1
99	Returning Officer Mcconnel Pre-Poll	0	0.00	1	100.00	0	1
100	Returning Officer Mermaid Beach Pre-Poll	1	20.00	4	80.00	0	5
101	Returning Officer Miller Pre-Poll	1	100.00	0	0.00	0	1
102	Returning Officer Mirani Pre-Poll	0	0.00	0	0.00	0	0
103	Returning Officer Moggill Pre-Poll	1	100.00	0	0.00	0	1
104	Returning Officer Morayfield Pre-Poll	0	0.00	0	0.00	0	0
105	Returning Officer Mount Ommaney Pre-	1	50.00	1	50.00	0	2
106	Returning Officer Mudgeeraba Pre-Poll	2	66.67	1	33.33	0	3
107	Returning Officer Mulgrave Pre-Poll	0	0.00	2	100.00	0	2
108	Returning Officer Mundingburra Pre-Poll	0	0.00	0	0.00	0	0
109	Returning Officer Murrumba Pre-Poll	1	33.33	2	66.67	0	3
110	Returning Officer Nanango Pre-Poll	0	0.00	2	100.00	0	2
111	Returning Officer Nicklin Pre-Poll	1	50.00	1	50.00	0	2
112	Returning Officer Ninderry Pre-Poll	0	0.00	0	0.00	0	0
113	Returning Officer Noosa Pre-Poll	0	0.00	0	0.00	0	0
114	Returning Officer Nudgee Pre-Poll	1	33.33	2	66.67	0	3
115	Returning Officer Oodgeroo Pre-Poll	0	0.00	0	0.00	0	0
116	Returning Officer Pine Rivers Pre-Poll	0	0.00	2	100.00	0	2
117	Returning Officer Pumicestone Pre-Poll	2	66.67	1	33.33	0	3
118	Returning Officer Redcliffe Pre-Poll	0	0.00	0	0.00	0	0
119	Returning Officer Redlands Pre-Poll	15	57.69	11	42.31	0	26
120	Returning Officer Rockhampton Pre-Poll	0	0.00	0	0.00	0	0

2017 State General Election

Two Candidate Preferred Results After Preferences By Booth

46. Macalister						34,898
		MCMAHON, Melissa ALP		VAN MANEN, Judi LNP		Total Exhausted	Total Formal
No.	Polling Booth	Votes	%	Votes	%	Votes	Votes
121	Returning Officer Sandgate Pre-Poll	1	50.00	1	50.00	0	2
122	Returning Officer Scenic Rim Pre-Poll	4	33.33	8	66.67	0	12
123	Returning Officer South Brisbane Pre-Poll	1	50.00	1	50.00	0	2
124	Returning Officer Southern Downs Pre-	0	0.00	0	0.00	0	0
125	Returning Officer Southport Pre-Poll	0	0.00	0	0.00	0	0
126	Returning Officer Springwood Pre-Poll	0	0.00	0	0.00	0	0
127	Returning Officer Stafford Pre-Poll	1	50.00	1	50.00	0	2
128	Returning Officer Stretton Pre-Poll	1	33.33	2	66.67	0	3
129	Returning Officer Surfers Paradise Pre-	2	50.00	2	50.00	0	4
130	Returning Officer Theodore Pre-Poll	2	50.00	2	50.00	0	4
131	Returning Officer Thuringowa Pre-Poll	0	0.00	0	0.00	0	0
132	Returning Officer Toohey Pre-Poll	1	100.00	0	0.00	0	1
133	Returning Officer Toowoomba North Pre-	0	0.00	0	0.00	0	0
134	Returning Officer Toowoomba South Pre-	0	0.00	0	0.00	0	0
135	Returning Officer Townsville Pre-Poll	0	0.00	0	0.00	0	0
136	Returning Officer Traeger Pre-Poll	0	0.00	3	100.00	0	3
137	Returning Officer Warrego Pre-Poll	0	0.00	1	100.00	0	1
138	Returning Officer Waterford Pre-Poll	0	0.00	0	0.00	0	0
139	Returning Officer Whitsunday Pre-Poll	0	0.00	0	0.00	0	0
140	Returning Officer Woodridge Pre-Poll	33	54.10	28	45.90	0	61
	Polling Booth Totals	**13,451**	**58.31**	**9,617**	**41.69**	**0**	**23,068**
301	Postal, Special Postal, Unenrolled Votes	1,507	50.93	1,452	49.07	0	2,959
302	Pre-Poll (In Person) Absent Votes	40	53.33	35	46.67	0	75
303	Polling Day Absent Votes	822	57.77	601	42.23	0	1,423
305	Declared Institution Votes	43	49.43	44	50.57	0	87
306	Polling Day Declaration Votes	136	57.38	101	42.62	0	237
308	Uncertain Identity	0	0.00	0	0.00	0	0
	Declaration Vote Totals	**2,548**	**53.29**	**2,233**	**46.71**	**0**	**4,781**
	Total Final Preference Votes	**15,999**	**57.45**	**11,850**	**42.55**	**0**	**27,849**

2017 State General Election

Two Candidate Preferred Results After Preferences By Booth

47. McConnel						35,013
		GRACE, Grace ALP		FORSTER, Jamie LNP		Total Exhausted	Total Formal
No.	Polling Booth	Votes	%	Votes	%	Votes	Votes
1	Ballymore	429	59.25	295	40.75	0	724
2	Fortitude Valley	1,287	65.73	671	34.27	0	1,958
3	Herston	231	74.28	80	25.72	0	311
4	Kelvin Grove	748	68.25	348	31.75	0	1,096
5	Merthyr	1,309	58.02	947	41.98	0	2,256
6	New Farm	906	52.52	819	47.48	0	1,725
7	New Farm School	1,950	57.39	1,448	42.61	0	3,398
8	Petrie Terrace	288	65.75	150	34.25	0	438
9	St Pauls Terrace	1,113	63.31	645	36.69	0	1,758
10	Windsor	115	58.67	81	41.33	0	196
11	Brisbane CBD All-Districts Centre	671	63.36	388	36.64	0	1,059
12	Bundaberg All-Districts Centre	0	0.00	0	0.00	0	0
13	Burleigh All-Districts Centre	7	63.64	4	36.36	0	11
14	Cairns All-Districts Centre	1	100.00	0	0.00	0	1
15	East Brisbane All-Districts Centre	29	53.70	25	46.30	0	54
16	Hervey Bay All-Districts Centre	0	0.00	0	0.00	0	0
17	Mackay All-Districts Centre	0	0.00	1	100.00	0	1
18	Maroochydore All-Districts Centre	3	75.00	1	25.00	0	4
19	Morayfield All-Districts Centre	1	100.00	0	0.00	0	1
20	Noosa All-Districts Centre	3	30.00	7	70.00	0	10
21	Oodgeroo All-Districts Centre	0	0.00	1	100.00	0	1
22	Redcliffe All-Districts Centre	1	50.00	1	50.00	0	2
23	Southport All-Districts Centre	2	100.00	0	0.00	0	2
24	Telephone Voting	2	66.67	1	33.33	0	3
25	Townsville All-Districts Centre	0	0.00	0	0.00	0	0
26	Vulture Street All-Districts Centre	11	47.83	12	52.17	0	23
27	Woolloongabba All-Districts Centre	13	54.17	11	45.83	0	24
28	Brisbane CBD All-Districts Centre Pre-Poll	2,677	57.30	1,995	42.70	0	4,672
29	Bundaberg All-Districts Centre Pre-Poll	3	50.00	3	50.00	0	6
30	Burleigh All-Districts Centre Pre-Poll	8	38.10	13	61.90	0	21
31	Cairns All-Districts Centre Pre-Poll	2	20.00	8	80.00	0	10
32	Electoral Visit	50	55.56	40	44.44	0	90
33	Hervey Bay All-Districts Centre Pre-poll	3	75.00	1	25.00	0	4
34	Mackay All-Districts Centre Pre-Poll	4	57.14	3	42.86	0	7
35	Maroochydore All-Districts Centre Pre-	7	33.33	14	66.67	0	21
36	Morayfield All-Districts Centre Pre-poll	2	50.00	2	50.00	0	4
37	Noosa All-Districts Centre Pre-Poll	10	50.00	10	50.00	0	20
38	Oodgeroo All-Districts Centre Pre-Poll	3	33.33	6	66.67	0	9
39	Redcliffe All-Districts Centre Pre-Poll	9	50.00	9	50.00	0	18
40	Southport All-Districts Centre Pre-Poll	10	58.82	7	41.18	0	17

2017 State General Election

Two Candidate Preferred Results After Preferences By Booth

47. McConnel						35,013
		GRACE, Grace ALP		FORSTER, Jamie LNP		Total Exhausted	Total Formal
No.	Polling Booth	Votes	%	Votes	%	Votes	Votes
41	Telephone Voting - Pre-poll	7	70.00	3	30.00	0	10
42	Townsville All-Districts Centre Pre-Poll	3	33.33	6	66.67	0	9
43	eAssist - Coorparoo Pre-Poll	4	50.00	4	50.00	0	8
44	Returning Officer Mcconnel Pre-Poll	430	48.31	460	51.69	0	890
45	Returning Officer Algester Pre-Poll	0	0.00	0	0.00	0	0
46	Returning Officer Aspley Pre-Poll	7	36.84	12	63.16	0	19
47	Returning Officer Bancroft Pre-Poll	0	0.00	1	100.00	0	1
48	Returning Officer Barron River Pre-Poll	1	100.00	0	0.00	0	1
49	Returning Officer Bonney Pre-Poll	1	50.00	1	50.00	0	2
50	Returning Officer Broadwater Pre-Poll	0	0.00	2	100.00	0	2
51	Returning Officer Buderim Pre-Poll	0	0.00	0	0.00	0	0
52	Returning Officer Bulimba Pre-Poll	2	33.33	4	66.67	0	6
53	Returning Officer Bundaberg Pre-Poll	0	0.00	0	0.00	0	0
54	Returning Officer Bundamba Pre-Poll	1	100.00	0	0.00	0	1
55	Returning Officer Burdekin Pre-Poll	0	0.00	0	0.00	0	0
56	Returning Officer Burleigh Pre-Poll	0	0.00	0	0.00	0	0
57	Returning Officer Burnett Pre-Poll	0	0.00	0	0.00	0	0
58	Returning Officer Cairns Pre-Poll	0	0.00	0	0.00	0	0
59	Returning Officer Callide Pre-Poll	0	0.00	0	0.00	0	0
60	Returning Officer Caloundra Pre-Poll	6	42.86	8	57.14	0	14
61	Returning Officer Capalaba Pre-Poll	1	50.00	1	50.00	0	2
62	Returning Officer Chatsworth Pre-Poll	1	50.00	1	50.00	0	2
63	Returning Officer Clayfield Pre-Poll	16	37.21	27	62.79	0	43
64	Returning Officer Condamine Pre-Poll	0	0.00	0	0.00	0	0
65	Returning Officer Cook Pre-Poll	1	100.00	0	0.00	0	1
66	Returning Officer Coomera Pre-Poll	0	0.00	0	0.00	0	0
67	Returning Officer Cooper Pre-Poll	26	63.41	15	36.59	0	41
68	Returning Officer Currumbin Pre-Poll	0	0.00	1	100.00	0	1
69	Returning Officer Everton Pre-Poll	1	33.33	2	66.67	0	3
70	Returning Officer Ferny Grove Pre-Poll	3	60.00	2	40.00	0	5
71	Returning Officer Gaven Pre-Poll	1	50.00	1	50.00	0	2
72	Returning Officer Gladstone Pre-Poll	3	75.00	1	25.00	0	4
73	Returning Officer Glass House Pre-Poll	0	0.00	1	100.00	0	1
74	Returning Officer Greenslopes Pre-Poll	15	57.69	11	42.31	0	26
75	Returning Officer Gregory Pre-Poll	1	50.00	1	50.00	0	2
76	Returning Officer Gympie Pre-Poll	2	66.67	1	33.33	0	3
77	Returning Officer Hervey Bay Pre-Poll	0	0.00	0	0.00	0	0
78	Returning Officer Hill Pre-Poll	0	0.00	0	0.00	0	0
79	Returning Officer Hinchinbrook Pre-Poll	0	0.00	1	100.00	0	1
80	Returning Officer Inala Pre-Poll	2	33.33	4	66.67	0	6

2017 State General Election

Two Candidate Preferred Results After Preferences By Booth

47. McConnel						35,013
		GRACE, Grace ALP		FORSTER, Jamie LNP		Total Exhausted	Total Formal
No.	Polling Booth	Votes	%	Votes	%	Votes	Votes
81	Returning Officer Ipswich Pre-Poll	5	83.33	1	16.67	0	6
82	Returning Officer Ipswich West Pre-Poll	0	0.00	0	0.00	0	0
83	Returning Officer Jordan Pre-Poll	2	28.57	5	71.43	0	7
84	Returning Officer Kawana Pre-Poll	0	0.00	1	100.00	0	1
85	Returning Officer Keppel Pre-Poll	0	0.00	0	0.00	0	0
86	Returning Officer Kurwongbah Pre-Poll	0	0.00	0	0.00	0	0
87	Returning Officer Lockyer Pre-Poll	2	66.67	1	33.33	0	3
88	Returning Officer Logan Pre-Poll	0	0.00	2	100.00	0	2
89	Returning Officer Lytton Pre-Poll	7	43.75	9	56.25	0	16
90	Returning Officer Macalister Pre-Poll	0	0.00	0	0.00	0	0
91	Returning Officer Mackay Pre-Poll	0	0.00	0	0.00	0	0
92	Returning Officer Maiwar Pre-Poll	13	61.90	8	38.10	0	21
93	Returning Officer Mansfield Pre-Poll	5	71.43	2	28.57	0	7
94	Returning Officer Maroochydore Pre-Poll	0	0.00	0	0.00	0	0
95	Returning Officer Maryborough Pre-Poll	1	100.00	0	0.00	0	1
96	Returning Officer Mermaid Beach Pre-Poll	0	0.00	5	100.00	0	5
97	Returning Officer Miller Pre-Poll	1	20.00	4	80.00	0	5
98	Returning Officer Mirani Pre-Poll	0	0.00	0	0.00	0	0
99	Returning Officer Moggill Pre-Poll	6	50.00	6	50.00	0	12
100	Returning Officer Morayfield Pre-Poll	0	0.00	0	0.00	0	0
101	Returning Officer Mount Ommaney Pre-	1	20.00	4	80.00	0	5
102	Returning Officer Mudgeeraba Pre-Poll	0	0.00	1	100.00	0	1
103	Returning Officer Mulgrave Pre-Poll	0	0.00	0	0.00	0	0
104	Returning Officer Mundingburra Pre-Poll	0	0.00	0	0.00	0	0
105	Returning Officer Murrumba Pre-Poll	3	75.00	1	25.00	0	4
106	Returning Officer Nanango Pre-Poll	0	0.00	0	0.00	0	0
107	Returning Officer Nicklin Pre-Poll	1	100.00	0	0.00	0	1
108	Returning Officer Ninderry Pre-Poll	0	0.00	0	0.00	0	0
109	Returning Officer Noosa Pre-Poll	0	0.00	0	0.00	0	0
110	Returning Officer Nudgee Pre-Poll	4	66.67	2	33.33	0	6
111	Returning Officer Oodgeroo Pre-Poll	0	0.00	0	0.00	0	0
112	Returning Officer Pine Rivers Pre-Poll	4	80.00	1	20.00	0	5
113	Returning Officer Pumicestone Pre-Poll	3	100.00	0	0.00	0	3
114	Returning Officer Redcliffe Pre-Poll	0	0.00	0	0.00	0	0
115	Returning Officer Redlands Pre-Poll	1	20.00	4	80.00	0	5
116	Returning Officer Rockhampton Pre-Poll	1	33.33	2	66.67	0	3
117	Returning Officer Sandgate Pre-Poll	4	80.00	1	20.00	0	5
118	Returning Officer Scenic Rim Pre-Poll	1	100.00	0	0.00	0	1
119	Returning Officer South Brisbane Pre-Poll	16	47.06	18	52.94	0	34
120	Returning Officer Southern Downs Pre-	0	0.00	0	0.00	0	0

2017 State General Election

Two Candidate Preferred Results After Preferences By Booth

47. McConnel						35,013
		GRACE, Grace ALP		FORSTER, Jamie LNP		Total Exhausted	Total Formal
No.	Polling Booth	Votes	%	Votes	%	Votes	Votes
121	Returning Officer Southport Pre-Poll	0	0.00	0	0.00	0	0
122	Returning Officer Springwood Pre-Poll	8	61.54	5	38.46	0	13
123	Returning Officer Stafford Pre-Poll	7	36.84	12	63.16	0	19
124	Returning Officer Stretton Pre-Poll	7	77.78	2	22.22	0	9
125	Returning Officer Surfers Paradise Pre-	1	100.00	0	0.00	0	1
126	Returning Officer Theodore Pre-Poll	0	0.00	0	0.00	0	0
127	Returning Officer Thuringowa Pre-Poll	0	0.00	0	0.00	0	0
128	Returning Officer Toohey Pre-Poll	0	0.00	1	100.00	0	1
129	Returning Officer Toowoomba North Pre-	3	100.00	0	0.00	0	3
130	Returning Officer Toowoomba South Pre-	0	0.00	0	0.00	0	0
131	Returning Officer Townsville Pre-Poll	0	0.00	0	0.00	0	0
132	Returning Officer Traeger Pre-Poll	1	50.00	1	50.00	0	2
133	Returning Officer Warrego Pre-Poll	0	0.00	0	0.00	0	0
134	Returning Officer Waterford Pre-Poll	0	0.00	0	0.00	0	0
135	Returning Officer Whitsunday Pre-Poll	0	0.00	2	100.00	0	2
136	Returning Officer Woodridge Pre-Poll	4	80.00	1	20.00	0	5
	Polling Booth Totals	**12,555**	**59.01**	**8,720**	**40.99**	**0**	**21,275**
301	Postal, Special Postal, Unenrolled Votes	1,735	50.45	1,704	49.55	0	3,439
302	Pre-Poll (In Person) Absent Votes	121	62.05	74	37.95	0	195
303	Polling Day Absent Votes	1,403	57.69	1,029	42.31	0	2,432
305	Declared Institution Votes	25	67.57	12	32.43	0	37
306	Polling Day Declaration Votes	35	63.64	20	36.36	0	55
308	Uncertain Identity	0	0.00	0	0.00	0	0
	Declaration Vote Totals	**3,319**	**53.90**	**2,839**	**46.10**	**0**	**6,158**
	Total Final Preference Votes	**15,874**	**57.86**	**11,559**	**42.14**	**0**	**27,433**

2017 State General Election

Two Candidate Preferred Results After Preferences By Booth

48. Mackay						37,259
		GILBERT, Julieanne ALP		BATZLOFF, Nicole LNP		Total Exhausted	Total Formal
No.	Polling Booth	Votes	%	Votes	%	Votes	Votes
1	Andergrove	936	63.98	527	36.02	0	1,463
2	Beaconsfield	741	62.53	444	37.47	0	1,185
3	Bucasia	42	60.87	27	39.13	0	69
4	Canberra Street	453	62.48	272	37.52	0	725
5	Eimeo	112	61.20	71	38.80	0	183
6	Emmanuel	378	54.31	318	45.69	0	696
7	Fitzgerald	741	59.09	513	40.91	0	1,254
8	Glenella	645	56.98	487	43.02	0	1,132
9	Mackay Central	397	62.62	237	37.38	0	634
10	Mackay South	898	60.55	585	39.45	0	1,483
11	Mackay West	846	60.43	554	39.57	0	1,400
12	Mater Hospital	145	52.16	133	47.84	0	278
13	North Mackay High	392	61.06	250	38.94	0	642
14	Pioneer	1,050	63.67	599	36.33	0	1,649
15	Slade Point	684	64.96	369	35.04	0	1,053
16	Victoria Park	898	59.95	600	40.05	0	1,498
17	Brisbane CBD All-Districts Centre	5	50.00	5	50.00	0	10
18	Bundaberg All-Districts Centre	1	33.33	2	66.67	0	3
19	Burleigh All-Districts Centre	0	0.00	0	0.00	0	0
20	Cairns All-Districts Centre	0	0.00	1	100.00	0	1
21	East Brisbane All-Districts Centre	0	0.00	0	0.00	0	0
22	Hervey Bay All-Districts Centre	0	0.00	0	0.00	0	0
23	Mackay All-Districts Centre	328	58.78	230	41.22	0	558
24	Maroochydore All-Districts Centre	0	0.00	1	100.00	0	1
25	Morayfield All-Districts Centre	0	0.00	0	0.00	0	0
26	Noosa All-Districts Centre	1	33.33	2	66.67	0	3
27	Oodgeroo All-Districts Centre	0	0.00	0	0.00	0	0
28	Redcliffe All-Districts Centre	0	0.00	0	0.00	0	0
29	Southport All-Districts Centre	0	0.00	0	0.00	0	0
30	Telephone Voting	2	50.00	2	50.00	0	4
31	Townsville All-Districts Centre	0	0.00	1	100.00	0	1
32	Vulture Street All-Districts Centre	0	0.00	0	0.00	0	0
33	Woolloongabba All-Districts Centre	0	0.00	0	0.00	0	0
34	Brisbane CBD All-Districts Centre Pre-Poll	19	76.00	6	24.00	0	25
35	Bundaberg All-Districts Centre Pre-Poll	1	33.33	2	66.67	0	3
36	Burleigh All-Districts Centre Pre-Poll	6	40.00	9	60.00	0	15
37	Cairns All-Districts Centre Pre-Poll	5	38.46	8	61.54	0	13
38	Electoral Visit	106	52.48	96	47.52	0	202
39	Hervey Bay All-Districts Centre Pre-poll	1	33.33	2	66.67	0	3
40	Mackay All-Districts Centre Pre-Poll	6,256	55.34	5,049	44.66	0	11,305

2017 State General Election

Two Candidate Preferred Results After Preferences By Booth

48. Mackay						37,259
		GILBERT, Julieanne ALP		BATZLOFF, Nicole LNP		Total Exhausted	Total Formal
No.	Polling Booth	Votes	%	Votes	%	Votes	Votes
41	Maroochydore All-Districts Centre Pre-	2	40.00	3	60.00	0	5
42	Morayfield All-Districts Centre Pre-poll	0	0.00	5	100.00	0	5
43	Noosa All-Districts Centre Pre-Poll	4	80.00	1	20.00	0	5
44	Oodgeroo All-Districts Centre Pre-Poll	1	25.00	3	75.00	0	4
45	Redcliffe All-Districts Centre Pre-Poll	0	0.00	3	100.00	0	3
46	Southport All-Districts Centre Pre-Poll	3	42.86	4	57.14	0	7
47	Telephone Voting - Pre-poll	3	60.00	2	40.00	0	5
48	Townsville All-Districts Centre Pre-Poll	11	36.67	19	63.33	0	30
49	eAssist - Coorparoo Pre-Poll	0	0.00	1	100.00	0	1
50	Returning Officer Mackay Pre-Poll	0	0.00	0	0.00	0	0
51	Returning Officer Algester Pre-Poll	0	0.00	0	0.00	0	0
52	Returning Officer Aspley Pre-Poll	0	0.00	0	0.00	0	0
53	Returning Officer Bancroft Pre-Poll	0	0.00	0	0.00	0	0
54	Returning Officer Barron River Pre-Poll	0	0.00	0	0.00	0	0
55	Returning Officer Bonney Pre-Poll	0	0.00	0	0.00	0	0
56	Returning Officer Broadwater Pre-Poll	1	50.00	1	50.00	0	2
57	Returning Officer Buderim Pre-Poll	0	0.00	5	100.00	0	5
58	Returning Officer Bulimba Pre-Poll	0	0.00	0	0.00	0	0
59	Returning Officer Bundaberg Pre-Poll	0	0.00	0	0.00	0	0
60	Returning Officer Bundamba Pre-Poll	0	0.00	0	0.00	0	0
61	Returning Officer Burdekin Pre-Poll	0	0.00	0	0.00	0	0
62	Returning Officer Burleigh Pre-Poll	0	0.00	0	0.00	0	0
63	Returning Officer Burnett Pre-Poll	0	0.00	0	0.00	0	0
64	Returning Officer Cairns Pre-Poll	0	0.00	0	0.00	0	0
65	Returning Officer Callide Pre-Poll	0	0.00	0	0.00	0	0
66	Returning Officer Caloundra Pre-Poll	0	0.00	2	100.00	0	2
67	Returning Officer Capalaba Pre-Poll	1	100.00	0	0.00	0	1
68	Returning Officer Chatsworth Pre-Poll	1	100.00	0	0.00	0	1
69	Returning Officer Clayfield Pre-Poll	0	0.00	0	0.00	0	0
70	Returning Officer Condamine Pre-Poll	0	0.00	0	0.00	0	0
71	Returning Officer Cook Pre-Poll	1	20.00	4	80.00	0	5
72	Returning Officer Coomera Pre-Poll	1	100.00	0	0.00	0	1
73	Returning Officer Cooper Pre-Poll	0	0.00	0	0.00	0	0
74	Returning Officer Currumbin Pre-Poll	0	0.00	1	100.00	0	1
75	Returning Officer Everton Pre-Poll	1	100.00	0	0.00	0	1
76	Returning Officer Ferny Grove Pre-Poll	0	0.00	0	0.00	0	0
77	Returning Officer Gaven Pre-Poll	1	25.00	3	75.00	0	4
78	Returning Officer Gladstone Pre-Poll	3	75.00	1	25.00	0	4
79	Returning Officer Glass House Pre-Poll	0	0.00	0	0.00	0	0
80	Returning Officer Greenslopes Pre-Poll	0	0.00	0	0.00	0	0

2017 State General Election

Two Candidate Preferred Results After Preferences By Booth

48. Mackay						37,259
		GILBERT, Julieanne ALP		BATZLOFF, Nicole LNP		Total Exhausted	Total Formal
No.	Polling Booth	Votes	%	Votes	%	Votes	Votes
81	Returning Officer Gregory Pre-Poll	0	0.00	0	0.00	0	0
82	Returning Officer Gympie Pre-Poll	1	100.00	0	0.00	0	1
83	Returning Officer Hervey Bay Pre-Poll	0	0.00	0	0.00	0	0
84	Returning Officer Hill Pre-Poll	0	0.00	0	0.00	0	0
85	Returning Officer Hinchinbrook Pre-Poll	1	50.00	1	50.00	0	2
86	Returning Officer Inala Pre-Poll	1	100.00	0	0.00	0	1
87	Returning Officer Ipswich Pre-Poll	2	100.00	0	0.00	0	2
88	Returning Officer Ipswich West Pre-Poll	0	0.00	0	0.00	0	0
89	Returning Officer Jordan Pre-Poll	0	0.00	0	0.00	0	0
90	Returning Officer Kawana Pre-Poll	0	0.00	1	100.00	0	1
91	Returning Officer Keppel Pre-Poll	1	50.00	1	50.00	0	2
92	Returning Officer Kurwongbah Pre-Poll	0	0.00	0	0.00	0	0
93	Returning Officer Lockyer Pre-Poll	1	100.00	0	0.00	0	1
94	Returning Officer Logan Pre-Poll	2	100.00	0	0.00	0	2
95	Returning Officer Lytton Pre-Poll	2	100.00	0	0.00	0	2
96	Returning Officer Macalister Pre-Poll	0	0.00	0	0.00	0	0
97	Returning Officer Maiwar Pre-Poll	2	40.00	3	60.00	0	5
98	Returning Officer Mansfield Pre-Poll	0	0.00	0	0.00	0	0
99	Returning Officer Maroochydore Pre-Poll	0	0.00	0	0.00	0	0
100	Returning Officer Maryborough Pre-Poll	6	54.55	5	45.45	0	11
101	Returning Officer Mcconnel Pre-Poll	0	0.00	1	100.00	0	1
102	Returning Officer Mermaid Beach Pre-Poll	1	50.00	1	50.00	0	2
103	Returning Officer Miller Pre-Poll	1	100.00	0	0.00	0	1
104	Returning Officer Mirani Pre-Poll	1	50.00	1	50.00	0	2
105	Returning Officer Moggill Pre-Poll	0	0.00	0	0.00	0	0
106	Returning Officer Morayfield Pre-Poll	0	0.00	0	0.00	0	0
107	Returning Officer Mount Ommaney Pre-	1	100.00	0	0.00	0	1
108	Returning Officer Mudgeeraba Pre-Poll	0	0.00	0	0.00	0	0
109	Returning Officer Mulgrave Pre-Poll	0	0.00	0	0.00	0	0
110	Returning Officer Mundingburra Pre-Poll	0	0.00	0	0.00	0	0
111	Returning Officer Murrumba Pre-Poll	1	100.00	0	0.00	0	1
112	Returning Officer Nanango Pre-Poll	0	0.00	2	100.00	0	2
113	Returning Officer Nicklin Pre-Poll	2	50.00	2	50.00	0	4
114	Returning Officer Ninderry Pre-Poll	0	0.00	1	100.00	0	1
115	Returning Officer Noosa Pre-Poll	0	0.00	0	0.00	0	0
116	Returning Officer Nudgee Pre-Poll	1	33.33	2	66.67	0	3
117	Returning Officer Oodgeroo Pre-Poll	0	0.00	0	0.00	0	0
118	Returning Officer Pine Rivers Pre-Poll	1	50.00	1	50.00	0	2
119	Returning Officer Pumicestone Pre-Poll	1	100.00	0	0.00	0	1
120	Returning Officer Redcliffe Pre-Poll	0	0.00	0	0.00	0	0

2017 State General Election

Two Candidate Preferred Results After Preferences By Booth

48. Mackay						37,259
		GILBERT, Julieanne ALP		BATZLOFF, Nicole LNP		Total Exhausted	Total Formal
No.	Polling Booth	Votes	%	Votes	%	Votes	Votes
121	Returning Officer Redlands Pre-Poll	0	0.00	1	100.00	0	1
122	Returning Officer Rockhampton Pre-Poll	6	75.00	2	25.00	0	8
123	Returning Officer Sandgate Pre-Poll	0	0.00	0	0.00	0	0
124	Returning Officer Scenic Rim Pre-Poll	2	66.67	1	33.33	0	3
125	Returning Officer South Brisbane Pre-Poll	4	40.00	6	60.00	0	10
126	Returning Officer Southern Downs Pre-	0	0.00	0	0.00	0	0
127	Returning Officer Southport Pre-Poll	0	0.00	0	0.00	0	0
128	Returning Officer Springwood Pre-Poll	1	100.00	0	0.00	0	1
129	Returning Officer Stafford Pre-Poll	0	0.00	0	0.00	0	0
130	Returning Officer Stretton Pre-Poll	0	0.00	1	100.00	0	1
131	Returning Officer Surfers Paradise Pre-	1	25.00	3	75.00	0	4
132	Returning Officer Theodore Pre-Poll	0	0.00	0	0.00	0	0
133	Returning Officer Thuringowa Pre-Poll	0	0.00	0	0.00	0	0
134	Returning Officer Toohey Pre-Poll	1	50.00	1	50.00	0	2
135	Returning Officer Toowoomba North Pre-	3	75.00	1	25.00	0	4
136	Returning Officer Toowoomba South Pre-	0	0.00	4	100.00	0	4
137	Returning Officer Townsville Pre-Poll	0	0.00	0	0.00	0	0
138	Returning Officer Traeger Pre-Poll	4	66.67	2	33.33	0	6
139	Returning Officer Warrego Pre-Poll	0	0.00	0	0.00	0	0
140	Returning Officer Waterford Pre-Poll	0	0.00	0	0.00	0	0
141	Returning Officer Whitsunday Pre-Poll	2	40.00	3	60.00	0	5
142	Returning Officer Woodridge Pre-Poll	0	0.00	0	0.00	0	0
	Polling Booth Totals	**16,176**	**58.43**	**11,507**	**41.57**	**0**	**27,683**
301	Postal, Special Postal, Unenrolled Votes	905	54.55	754	45.45	0	1,659
302	Pre-Poll (In Person) Absent Votes	194	60.82	125	39.18	0	319
303	Polling Day Absent Votes	714	60.51	466	39.49	0	1,180
305	Declared Institution Votes	10	47.62	11	52.38	0	21
306	Polling Day Declaration Votes	55	63.95	31	36.05	0	86
308	Uncertain Identity	0	0.00	0	0.00	0	0
	Declaration Vote Totals	**1,878**	**57.52**	**1,387**	**42.48**	**0**	**3,265**
	Total Final Preference Votes	**18,054**	**58.34**	**12,894**	**41.66**	**0**	**30,948**

2017 State General Election

Two Candidate Preferred Results After Preferences By Booth

49. Maiwar						37,608
		BERKMAN, Michael GRN		EMERSON, Scott LNP		Total Exhausted	Total Formal
No.	Polling Booth	Votes	%	Votes	%	Votes	Votes
1	Auchenflower	1,174	58.12	846	41.88	0	2,020
2	Bardon	194	52.15	178	47.85	0	372
3	Bardon West	267	59.20	184	40.80	0	451
4	Fig Tree Pocket	829	43.24	1,088	56.76	0	1,917
5	Indooroopilly	721	59.29	495	40.71	0	1,216
6	Indooroopilly East	845	47.96	917	52.04	0	1,762
7	Indooroopilly West	554	56.59	425	43.41	0	979
8	Ironside	990	50.82	958	49.18	0	1,948
9	Milton	334	54.84	275	45.16	0	609
10	Paddington	88	64.23	49	35.77	0	137
11	Rainworth	975	55.24	790	44.76	0	1,765
12	St Lucia	651	53.32	570	46.68	0	1,221
13	Taringa	503	64.57	276	35.43	0	779
14	Toowong	1,590	59.37	1,088	40.63	0	2,678
15	Toowong West	638	57.95	463	42.05	0	1,101
16	Brisbane CBD All-Districts Centre	92	60.93	59	39.07	0	151
17	Bundaberg All-Districts Centre	0	0.00	0	0.00	0	0
18	Burleigh All-Districts Centre	5	41.67	7	58.33	0	12
19	Cairns All-Districts Centre	1	33.33	2	66.67	0	3
20	East Brisbane All-Districts Centre	0	0.00	0	0.00	0	0
21	Hervey Bay All-Districts Centre	0	0.00	0	0.00	0	0
22	Mackay All-Districts Centre	3	60.00	2	40.00	0	5
23	Maroochydore All-Districts Centre	5	71.43	2	28.57	0	7
24	Morayfield All-Districts Centre	1	100.00	0	0.00	0	1
25	Noosa All-Districts Centre	5	55.56	4	44.44	0	9
26	Oodgeroo All-Districts Centre	0	0.00	0	0.00	0	0
27	Redcliffe All-Districts Centre	2	100.00	0	0.00	0	2
28	Southport All-Districts Centre	1	100.00	0	0.00	0	1
29	Telephone Voting	0	0.00	3	100.00	0	3
30	Townsville All-Districts Centre	1	50.00	1	50.00	0	2
31	Vulture Street All-Districts Centre	0	0.00	0	0.00	0	0
32	Woolloongabba All-Districts Centre	0	0.00	0	0.00	0	0
33	Brisbane CBD All-Districts Centre Pre-Poll	1,088	55.34	878	44.66	0	1,966
34	Bundaberg All-Districts Centre Pre-Poll	4	30.77	9	69.23	0	13
35	Burleigh All-Districts Centre Pre-Poll	7	22.58	24	77.42	0	31
36	Cairns All-Districts Centre Pre-Poll	6	46.15	7	53.85	0	13
37	Electoral Visit	34	50.75	33	49.25	0	67
38	Hervey Bay All-Districts Centre Pre-poll	4	50.00	4	50.00	0	8
39	Mackay All-Districts Centre Pre-Poll	3	27.27	8	72.73	0	11
40	Maroochydore All-Districts Centre Pre-	16	51.61	15	48.39	0	31

2017 State General Election

Two Candidate Preferred Results After Preferences By Booth

49. Maiwar						37,608
		BERKMAN, Michael GRN		EMERSON, Scott LNP		Total Exhausted	Total Formal
No.	Polling Booth	Votes	%	Votes	%	Votes	Votes
41	Morayfield All-Districts Centre Pre-poll	2	50.00	2	50.00	0	4
42	Noosa All-Districts Centre Pre-Poll	12	50.00	12	50.00	0	24
43	Oodgeroo All-Districts Centre Pre-Poll	4	40.00	6	60.00	0	10
44	Redcliffe All-Districts Centre Pre-Poll	2	33.33	4	66.67	0	6
45	Southport All-Districts Centre Pre-Poll	9	34.62	17	65.38	0	26
46	Telephone Voting - Pre-poll	6	50.00	6	50.00	0	12
47	Townsville All-Districts Centre Pre-Poll	3	30.00	7	70.00	0	10
48	eAssist - Coorparoo Pre-Poll	3	37.50	5	62.50	0	8
49	Returning Officer Maiwar Pre-Poll	1,197	43.45	1,558	56.55	0	2,755
50	Returning Officer Algester Pre-Poll	0	0.00	0	0.00	0	0
51	Returning Officer Aspley Pre-Poll	0	0.00	1	100.00	0	1
52	Returning Officer Bancroft Pre-Poll	0	0.00	0	0.00	0	0
53	Returning Officer Barron River Pre-Poll	0	0.00	1	100.00	0	1
54	Returning Officer Bonney Pre-Poll	0	0.00	1	100.00	0	1
55	Returning Officer Broadwater Pre-Poll	0	0.00	1	100.00	0	1
56	Returning Officer Buderim Pre-Poll	3	42.86	4	57.14	0	7
57	Returning Officer Bulimba Pre-Poll	3	100.00	0	0.00	0	3
58	Returning Officer Bundaberg Pre-Poll	0	0.00	0	0.00	0	0
59	Returning Officer Bundamba Pre-Poll	2	100.00	0	0.00	0	2
60	Returning Officer Burdekin Pre-Poll	0	0.00	1	100.00	0	1
61	Returning Officer Burleigh Pre-Poll	0	0.00	0	0.00	0	0
62	Returning Officer Burnett Pre-Poll	0	0.00	0	0.00	0	0
63	Returning Officer Cairns Pre-Poll	0	0.00	0	0.00	0	0
64	Returning Officer Callide Pre-Poll	0	0.00	0	0.00	0	0
65	Returning Officer Caloundra Pre-Poll	9	56.25	7	43.75	0	16
66	Returning Officer Capalaba Pre-Poll	0	0.00	1	100.00	0	1
67	Returning Officer Chatsworth Pre-Poll	0	0.00	0	0.00	0	0
68	Returning Officer Clayfield Pre-Poll	1	20.00	4	80.00	0	5
69	Returning Officer Condamine Pre-Poll	0	0.00	0	0.00	0	0
70	Returning Officer Cook Pre-Poll	0	0.00	1	100.00	0	1
71	Returning Officer Coomera Pre-Poll	0	0.00	0	0.00	0	0
72	Returning Officer Cooper Pre-Poll	91	42.33	124	57.67	0	215
73	Returning Officer Currumbin Pre-Poll	5	50.00	5	50.00	0	10
74	Returning Officer Everton Pre-Poll	0	0.00	1	100.00	0	1
75	Returning Officer Ferny Grove Pre-Poll	2	33.33	4	66.67	0	6
76	Returning Officer Gaven Pre-Poll	1	50.00	1	50.00	0	2
77	Returning Officer Gladstone Pre-Poll	3	75.00	1	25.00	0	4
78	Returning Officer Glass House Pre-Poll	1	100.00	0	0.00	0	1
79	Returning Officer Greenslopes Pre-Poll	4	66.67	2	33.33	0	6
80	Returning Officer Gregory Pre-Poll	0	0.00	2	100.00	0	2

2017 State General Election

Two Candidate Preferred Results After Preferences By Booth

49. Maiwar						37,608
	BERKMAN, Michael GRN		EMERSON, Scott LNP		Total Exhausted	Total Formal
No. Polling Booth	Votes	%	Votes	%	Votes	Votes
81 Returning Officer Gympie Pre-Poll	7	87.50	1	12.50	0	8
82 Returning Officer Hervey Bay Pre-Poll	0	0.00	0	0.00	0	0
83 Returning Officer Hill Pre-Poll	0	0.00	1	100.00	0	1
84 Returning Officer Hinchinbrook Pre-Poll	0	0.00	1	100.00	0	1
85 Returning Officer Inala Pre-Poll	2	28.57	5	71.43	0	7
86 Returning Officer Ipswich Pre-Poll	10	62.50	6	37.50	0	16
87 Returning Officer Ipswich West Pre-Poll	0	0.00	0	0.00	0	0
88 Returning Officer Jordan Pre-Poll	1	25.00	3	75.00	0	4
89 Returning Officer Kawana Pre-Poll	1	50.00	1	50.00	0	2
90 Returning Officer Keppel Pre-Poll	0	0.00	4	100.00	0	4
91 Returning Officer Kurwongbah Pre-Poll	0	0.00	0	0.00	0	0
92 Returning Officer Lockyer Pre-Poll	1	33.33	2	66.67	0	3
93 Returning Officer Logan Pre-Poll	0	0.00	0	0.00	0	0
94 Returning Officer Lytton Pre-Poll	3	37.50	5	62.50	0	8
95 Returning Officer Macalister Pre-Poll	0	0.00	0	0.00	0	0
96 Returning Officer Mackay Pre-Poll	0	0.00	0	0.00	0	0
97 Returning Officer Mansfield Pre-Poll	2	50.00	2	50.00	0	4
98 Returning Officer Maroochydore Pre-Poll	0	0.00	0	0.00	0	0
99 Returning Officer Maryborough Pre-Poll	0	0.00	1	100.00	0	1
100 Returning Officer Mcconnel Pre-Poll	15	42.86	20	57.14	0	35
101 Returning Officer Mermaid Beach Pre-Poll	2	40.00	3	60.00	0	5
102 Returning Officer Miller Pre-Poll	4	36.36	7	63.64	0	11
103 Returning Officer Mirani Pre-Poll	2	66.67	1	33.33	0	3
104 Returning Officer Moggill Pre-Poll	53	40.15	79	59.85	0	132
105 Returning Officer Morayfield Pre-Poll	0	0.00	0	0.00	0	0
106 Returning Officer Mount Ommaney Pre-	12	31.58	26	68.42	0	38
107 Returning Officer Mudgeeraba Pre-Poll	0	0.00	2	100.00	0	2
108 Returning Officer Mulgrave Pre-Poll	0	0.00	0	0.00	0	0
109 Returning Officer Mundingburra Pre-Poll	0	0.00	0	0.00	0	0
110 Returning Officer Murrumba Pre-Poll	2	66.67	1	33.33	0	3
111 Returning Officer Nanango Pre-Poll	0	0.00	0	0.00	0	0
112 Returning Officer Nicklin Pre-Poll	0	0.00	0	0.00	0	0
113 Returning Officer Ninderry Pre-Poll	2	66.67	1	33.33	0	3
114 Returning Officer Noosa Pre-Poll	0	0.00	0	0.00	0	0
115 Returning Officer Nudgee Pre-Poll	0	0.00	3	100.00	0	3
116 Returning Officer Oodgeroo Pre-Poll	0	0.00	0	0.00	0	0
117 Returning Officer Pine Rivers Pre-Poll	0	0.00	1	100.00	0	1
118 Returning Officer Pumicestone Pre-Poll	0	0.00	0	0.00	0	0
119 Returning Officer Redcliffe Pre-Poll	0	0.00	0	0.00	0	0
120 Returning Officer Redlands Pre-Poll	1	50.00	1	50.00	0	2

2017 State General Election

Two Candidate Preferred Results After Preferences By Booth

49. Maiwar						37,608
		BERKMAN, Michael GRN		EMERSON, Scott LNP		Total Exhausted	Total Formal
No.	Polling Booth	Votes	%	Votes	%	Votes	Votes
121	Returning Officer Rockhampton Pre-Poll	1	100.00	0	0.00	0	1
122	Returning Officer Sandgate Pre-Poll	4	80.00	1	20.00	0	5
123	Returning Officer Scenic Rim Pre-Poll	0	0.00	0	0.00	0	0
124	Returning Officer South Brisbane Pre-Poll	44	55.70	35	44.30	0	79
125	Returning Officer Southern Downs Pre-	1	33.33	2	66.67	0	3
126	Returning Officer Southport Pre-Poll	0	0.00	0	0.00	0	0
127	Returning Officer Springwood Pre-Poll	1	50.00	1	50.00	0	2
128	Returning Officer Stafford Pre-Poll	3	37.50	5	62.50	0	8
129	Returning Officer Stretton Pre-Poll	0	0.00	4	100.00	0	4
130	Returning Officer Surfers Paradise Pre-	3	100.00	0	0.00	0	3
131	Returning Officer Theodore Pre-Poll	0	0.00	0	0.00	0	0
132	Returning Officer Thuringowa Pre-Poll	0	0.00	0	0.00	0	0
133	Returning Officer Toohey Pre-Poll	2	40.00	3	60.00	0	5
134	Returning Officer Toowoomba North Pre-	3	37.50	5	62.50	0	8
135	Returning Officer Toowoomba South Pre-	2	66.67	1	33.33	0	3
136	Returning Officer Townsville Pre-Poll	0	0.00	0	0.00	0	0
137	Returning Officer Traeger Pre-Poll	0	0.00	2	100.00	0	2
138	Returning Officer Warrego Pre-Poll	1	50.00	1	50.00	0	2
139	Returning Officer Waterford Pre-Poll	0	0.00	0	0.00	0	0
140	Returning Officer Whitsunday Pre-Poll	1	25.00	3	75.00	0	4
141	Returning Officer Woodridge Pre-Poll	1	33.33	2	66.67	0	3
	Polling Booth Totals	**13,181**	**53.02**	**11,681**	**46.98**	**0**	**24,862**
301	Postal, Special Postal, Unenrolled Votes	1,808	41.97	2,500	58.03	0	4,308
302	Pre-Poll (In Person) Absent Votes	112	52.09	103	47.91	0	215
303	Polling Day Absent Votes	1,254	54.88	1,031	45.12	0	2,285
305	Declared Institution Votes	33	38.82	52	61.18	0	85
306	Polling Day Declaration Votes	61	57.01	46	42.99	0	107
308	Uncertain Identity	0	0.00	0	0.00	0	0
	Declaration Vote Totals	**3,268**	**46.69**	**3,732**	**53.31**	**0**	**7,000**
	Total Final Preference Votes	**16,449**	**51.63**	**15,413**	**48.37**	**0**	**31,862**

2017 State General Election

Two Candidate Preferred Results After Preferences By Booth

50. Mansfield						33,859
		MCMILLAN, Corrine ALP		WALKER, Ian LNP		Total Exhausted	Total Formal
No.	Polling Booth	Votes	%	Votes	%	Votes	Votes
1	Belmont	268	43.72	345	56.28	0	613
2	Cavendish Road	279	60.65	181	39.35	0	460
3	MacKenzie	539	40.65	787	59.35	0	1,326
4	Mansfield	1,814	52.89	1,616	47.11	0	3,430
5	Mt Gravatt	365	58.21	262	41.79	0	627
6	Mt Gravatt East	1,836	61.53	1,148	38.47	0	2,984
7	Mt Gravatt West	1,034	59.32	709	40.68	0	1,743
8	Rochedale	396	38.52	632	61.48	0	1,028
9	Seville Road	208	64.60	114	35.40	0	322
10	Upper Mt Gravatt	1,096	59.99	731	40.01	0	1,827
11	Wishart	1,127	54.63	936	45.37	0	2,063
12	Brisbane CBD All-Districts Centre	27	58.70	19	41.30	0	46
13	Bundaberg All-Districts Centre	0	0.00	1	100.00	0	1
14	Burleigh All-Districts Centre	0	0.00	3	100.00	0	3
15	Cairns All-Districts Centre	0	0.00	0	0.00	0	0
16	East Brisbane All-Districts Centre	3	20.00	12	80.00	0	15
17	Hervey Bay All-Districts Centre	1	50.00	1	50.00	0	2
18	Mackay All-Districts Centre	0	0.00	1	100.00	0	1
19	Maroochydore All-Districts Centre	1	50.00	1	50.00	0	2
20	Morayfield All-Districts Centre	0	0.00	0	0.00	0	0
21	Noosa All-Districts Centre	0	0.00	0	0.00	0	0
22	Oodgeroo All-Districts Centre	3	60.00	2	40.00	0	5
23	Redcliffe All-Districts Centre	0	0.00	1	100.00	0	1
24	Southport All-Districts Centre	0	0.00	0	0.00	0	0
25	Telephone Voting	0	0.00	2	100.00	0	2
26	Townsville All-Districts Centre	0	0.00	0	0.00	0	0
27	Vulture Street All-Districts Centre	7	77.78	2	22.22	0	9
28	Woolloongabba All-Districts Centre	6	37.50	10	62.50	0	16
29	Brisbane CBD All-Districts Centre Pre-Poll	519	58.45	369	41.55	0	888
30	Bundaberg All-Districts Centre Pre-Poll	4	66.67	2	33.33	0	6
31	Burleigh All-Districts Centre Pre-Poll	4	50.00	4	50.00	0	8
32	Cairns All-Districts Centre Pre-Poll	2	33.33	4	66.67	0	6
33	Electoral Visit	60	37.50	100	62.50	0	160
34	Hervey Bay All-Districts Centre Pre-poll	0	0.00	2	100.00	0	2
35	Mackay All-Districts Centre Pre-Poll	1	20.00	4	80.00	0	5
36	Maroochydore All-Districts Centre Pre-	3	42.86	4	57.14	0	7
37	Morayfield All-Districts Centre Pre-poll	0	0.00	1	100.00	0	1
38	Noosa All-Districts Centre Pre-Poll	2	40.00	3	60.00	0	5
39	Oodgeroo All-Districts Centre Pre-Poll	20	46.51	23	53.49	0	43
40	Redcliffe All-Districts Centre Pre-Poll	6	85.71	1	14.29	0	7

2017 State General Election

Two Candidate Preferred Results After Preferences By Booth

50. Mansfield							33,859
		MCMILLAN, Corrine ALP		WALKER, Ian LNP		Total Exhausted	Total Formal
No.	Polling Booth	Votes	%	Votes	%	Votes	Votes
41	Southport All-Districts Centre Pre-Poll	9	90.00	1	10.00	0	10
42	Telephone Voting - Pre-poll	7	87.50	1	12.50	0	8
43	Townsville All-Districts Centre Pre-Poll	0	0.00	2	100.00	0	2
44	eAssist - Coorparoo Pre-Poll	16	48.48	17	51.52	0	33
45	Returning Officer Mansfield Pre-Poll	1,812	47.86	1,974	52.14	0	3,786
46	Returning Officer Algester Pre-Poll	0	0.00	0	0.00	0	0
47	Returning Officer Aspley Pre-Poll	2	66.67	1	33.33	0	3
48	Returning Officer Bancroft Pre-Poll	0	0.00	0	0.00	0	0
49	Returning Officer Barron River Pre-Poll	0	0.00	0	0.00	0	0
50	Returning Officer Bonney Pre-Poll	1	100.00	0	0.00	0	1
51	Returning Officer Broadwater Pre-Poll	2	28.57	5	71.43	0	7
52	Returning Officer Buderim Pre-Poll	1	100.00	0	0.00	0	1
53	Returning Officer Bulimba Pre-Poll	9	45.00	11	55.00	0	20
54	Returning Officer Bundaberg Pre-Poll	0	0.00	0	0.00	0	0
55	Returning Officer Bundamba Pre-Poll	0	0.00	0	0.00	0	0
56	Returning Officer Burdekin Pre-Poll	0	0.00	0	0.00	0	0
57	Returning Officer Burleigh Pre-Poll	0	0.00	0	0.00	0	0
58	Returning Officer Burnett Pre-Poll	0	0.00	0	0.00	0	0
59	Returning Officer Cairns Pre-Poll	0	0.00	0	0.00	0	0
60	Returning Officer Callide Pre-Poll	0	0.00	0	0.00	0	0
61	Returning Officer Caloundra Pre-Poll	3	50.00	3	50.00	0	6
62	Returning Officer Capalaba Pre-Poll	18	50.00	18	50.00	0	36
63	Returning Officer Chatsworth Pre-Poll	10	38.46	16	61.54	0	26
64	Returning Officer Clayfield Pre-Poll	1	20.00	4	80.00	0	5
65	Returning Officer Condamine Pre-Poll	0	0.00	0	0.00	0	0
66	Returning Officer Cook Pre-Poll	0	0.00	0	0.00	0	0
67	Returning Officer Coomera Pre-Poll	0	0.00	0	0.00	0	0
68	Returning Officer Cooper Pre-Poll	7	63.64	4	36.36	0	11
69	Returning Officer Currumbin Pre-Poll	1	20.00	4	80.00	0	5
70	Returning Officer Everton Pre-Poll	3	100.00	0	0.00	0	3
71	Returning Officer Ferny Grove Pre-Poll	0	0.00	0	0.00	0	0
72	Returning Officer Gaven Pre-Poll	1	100.00	0	0.00	0	1
73	Returning Officer Gladstone Pre-Poll	4	100.00	0	0.00	0	4
74	Returning Officer Glass House Pre-Poll	0	0.00	0	0.00	0	0
75	Returning Officer Greenslopes Pre-Poll	65	52.00	60	48.00	0	125
76	Returning Officer Gregory Pre-Poll	0	0.00	0	0.00	0	0
77	Returning Officer Gympie Pre-Poll	0	0.00	1	100.00	0	1
78	Returning Officer Hervey Bay Pre-Poll	0	0.00	0	0.00	0	0
79	Returning Officer Hill Pre-Poll	0	0.00	0	0.00	0	0
80	Returning Officer Hinchinbrook Pre-Poll	0	0.00	0	0.00	0	0

2017 State General Election

Two Candidate Preferred Results After Preferences By Booth

50. Mansfield							33,859
		MCMILLAN, Corrine ALP		WALKER, Ian LNP		Total Exhausted	Total Formal
No.	Polling Booth	Votes	%	Votes	%	Votes	Votes
81	Returning Officer Inala Pre-Poll	4	100.00	0	0.00	0	4
82	Returning Officer Ipswich Pre-Poll	3	75.00	1	25.00	0	4
83	Returning Officer Ipswich West Pre-Poll	0	0.00	0	0.00	0	0
84	Returning Officer Jordan Pre-Poll	6	42.86	8	57.14	0	14
85	Returning Officer Kawana Pre-Poll	1	33.33	2	66.67	0	3
86	Returning Officer Keppel Pre-Poll	0	0.00	0	0.00	0	0
87	Returning Officer Kurwongbah Pre-Poll	0	0.00	0	0.00	0	0
88	Returning Officer Lockyer Pre-Poll	0	0.00	0	0.00	0	0
89	Returning Officer Logan Pre-Poll	1	20.00	4	80.00	0	5
90	Returning Officer Lytton Pre-Poll	12	48.00	13	52.00	0	25
91	Returning Officer Macalister Pre-Poll	0	0.00	0	0.00	0	0
92	Returning Officer Mackay Pre-Poll	0	0.00	0	0.00	0	0
93	Returning Officer Maiwar Pre-Poll	3	75.00	1	25.00	0	4
94	Returning Officer Maroochydore Pre-Poll	0	0.00	0	0.00	0	0
95	Returning Officer Maryborough Pre-Poll	1	100.00	0	0.00	0	1
96	Returning Officer Mcconnel Pre-Poll	7	63.64	4	36.36	0	11
97	Returning Officer Mermaid Beach Pre-Poll	1	33.33	2	66.67	0	3
98	Returning Officer Miller Pre-Poll	9	50.00	9	50.00	0	18
99	Returning Officer Mirani Pre-Poll	0	0.00	0	0.00	0	0
100	Returning Officer Moggill Pre-Poll	0	0.00	0	0.00	0	0
101	Returning Officer Morayfield Pre-Poll	0	0.00	0	0.00	0	0
102	Returning Officer Mount Ommaney Pre-	3	75.00	1	25.00	0	4
103	Returning Officer Mudgeeraba Pre-Poll	0	0.00	0	0.00	0	0
104	Returning Officer Mulgrave Pre-Poll	0	0.00	0	0.00	0	0
105	Returning Officer Mundingburra Pre-Poll	0	0.00	0	0.00	0	0
106	Returning Officer Murrumba Pre-Poll	1	100.00	0	0.00	0	1
107	Returning Officer Nanango Pre-Poll	0	0.00	0	0.00	0	0
108	Returning Officer Nicklin Pre-Poll	0	0.00	0	0.00	0	0
109	Returning Officer Ninderry Pre-Poll	0	0.00	0	0.00	0	0
110	Returning Officer Noosa Pre-Poll	0	0.00	0	0.00	0	0
111	Returning Officer Nudgee Pre-Poll	0	0.00	0	0.00	0	0
112	Returning Officer Oodgeroo Pre-Poll	0	0.00	0	0.00	0	0
113	Returning Officer Pine Rivers Pre-Poll	1	100.00	0	0.00	0	1
114	Returning Officer Pumicestone Pre-Poll	0	0.00	1	100.00	0	1
115	Returning Officer Redcliffe Pre-Poll	0	0.00	0	0.00	0	0
116	Returning Officer Redlands Pre-Poll	8	53.33	7	46.67	0	15
117	Returning Officer Rockhampton Pre-Poll	1	33.33	2	66.67	0	3
118	Returning Officer Sandgate Pre-Poll	1	100.00	0	0.00	0	1
119	Returning Officer Scenic Rim Pre-Poll	0	0.00	1	100.00	0	1
120	Returning Officer South Brisbane Pre-Poll	8	61.54	5	38.46	0	13

2017 State General Election

Two Candidate Preferred Results After Preferences By Booth

50. Mansfield							33,859
		MCMILLAN, Corrine ALP		WALKER, Ian LNP		Total Exhausted	Total Formal
No.	Polling Booth	Votes	%	Votes	%	Votes	Votes
121	Returning Officer Southern Downs Pre-	1	25.00	3	75.00	0	4
122	Returning Officer Southport Pre-Poll	0	0.00	0	0.00	0	0
123	Returning Officer Springwood Pre-Poll	15	42.86	20	57.14	0	35
124	Returning Officer Stafford Pre-Poll	0	0.00	0	0.00	0	0
125	Returning Officer Stretton Pre-Poll	12	28.57	30	71.43	0	42
126	Returning Officer Surfers Paradise Pre-	0	0.00	3	100.00	0	3
127	Returning Officer Theodore Pre-Poll	1	33.33	2	66.67	0	3
128	Returning Officer Thuringowa Pre-Poll	0	0.00	0	0.00	0	0
129	Returning Officer Toohey Pre-Poll	8	34.78	15	65.22	0	23
130	Returning Officer Toowoomba North Pre-	2	100.00	0	0.00	0	2
131	Returning Officer Toowoomba South Pre-	3	100.00	0	0.00	0	3
132	Returning Officer Townsville Pre-Poll	0	0.00	2	100.00	0	2
133	Returning Officer Traeger Pre-Poll	0	0.00	0	0.00	0	0
134	Returning Officer Warrego Pre-Poll	1	100.00	0	0.00	0	1
135	Returning Officer Waterford Pre-Poll	0	0.00	0	0.00	0	0
136	Returning Officer Whitsunday Pre-Poll	0	0.00	0	0.00	0	0
137	Returning Officer Woodridge Pre-Poll	2	28.57	5	71.43	0	7
	Polling Booth Totals	**11,719**	**53.23**	**10,296**	**46.77**	**0**	**22,015**
301	Postal, Special Postal, Unenrolled Votes	2,292	44.15	2,899	55.85	0	5,191
302	Pre-Poll (In Person) Absent Votes	30	49.18	31	50.82	0	61
303	Polling Day Absent Votes	819	53.60	709	46.40	0	1,528
305	Declared Institution Votes	42	60.87	27	39.13	0	69
306	Polling Day Declaration Votes	6	40.00	9	60.00	0	15
308	Uncertain Identity	0	0.00	0	0.00	0	0
	Declaration Vote Totals	**3,189**	**46.46**	**3,675**	**53.54**	**0**	**6,864**
	Total Final Preference Votes	**14,908**	**51.62**	**13,971**	**48.38**	**0**	**28,879**

2017 State General Election

Two Candidate Preferred Results After Preferences By Booth

ELECTORAL COMMISSION QUEENSLAND

51. Maroochydore 34,346

No.	Polling Booth	SIMPSON, Fiona LNP Votes	%	MCGLONE, Julie ALP Votes	%	Total Exhausted Votes	Total Formal Votes
1	Alexandra Headland	505	55.37	407	44.63	0	912
2	Buddina	68	59.65	46	40.35	0	114
3	Coolum Beach	238	49.38	244	50.62	0	482
4	Coolum Beach North	187	53.28	164	46.72	0	351
5	Kuluin	74	60.16	49	39.84	0	123
6	Maroochydore	491	49.90	493	50.10	0	984
7	Maroochydore Central	540	55.21	438	44.79	0	978
8	Maroochydore High	636	50.56	622	49.44	0	1,258
9	Mooloolaba	1,175	53.85	1,007	46.15	0	2,182
10	Mt Coolum	894	49.47	913	50.53	0	1,807
11	Mudjimba	742	54.92	609	45.08	0	1,351
12	Pacific Paradise	1,237	56.85	939	43.15	0	2,176
13	Brisbane CBD All-Districts Centre	4	57.14	3	42.86	0	7
14	Bundaberg All-Districts Centre	0	0.00	0	0.00	0	0
15	Burleigh All-Districts Centre	1	50.00	1	50.00	0	2
16	Cairns All-Districts Centre	0	0.00	0	0.00	0	0
17	East Brisbane All-Districts Centre	6	75.00	2	25.00	0	8
18	Hervey Bay All-Districts Centre	0	0.00	0	0.00	0	0
19	Mackay All-Districts Centre	2	100.00	0	0.00	0	2
20	Maroochydore All-Districts Centre	261	58.39	186	41.61	0	447
21	Morayfield All-Districts Centre	0	0.00	2	100.00	0	2
22	Noosa All-Districts Centre	4	36.36	7	63.64	0	11
23	Oodgeroo All-Districts Centre	0	0.00	0	0.00	0	0
24	Redcliffe All-Districts Centre	0	0.00	0	0.00	0	0
25	Southport All-Districts Centre	1	100.00	0	0.00	0	1
26	Telephone Voting	2	50.00	2	50.00	0	4
27	Townsville All-Districts Centre	0	0.00	0	0.00	0	0
28	Vulture Street All-Districts Centre	1	100.00	0	0.00	0	1
29	Woolloongabba All-Districts Centre	0	0.00	0	0.00	0	0
30	Brisbane CBD All-Districts Centre Pre-Poll	41	59.42	28	40.58	0	69
31	Bundaberg All-Districts Centre Pre-Poll	5	71.43	2	28.57	0	7
32	Burleigh All-Districts Centre Pre-Poll	5	62.50	3	37.50	0	8
33	Cairns All-Districts Centre Pre-Poll	5	41.67	7	58.33	0	12
34	Electoral Visit	92	65.71	48	34.29	0	140
35	Hervey Bay All-Districts Centre Pre-poll	9	75.00	3	25.00	0	12
36	Mackay All-Districts Centre Pre-Poll	7	63.64	4	36.36	0	11
37	Maroochydore All-Districts Centre Pre-	4,949	64.48	2,726	35.52	0	7,675
38	Morayfield All-Districts Centre Pre-poll	11	61.11	7	38.89	0	18
39	Noosa All-Districts Centre Pre-Poll	57	58.16	41	41.84	0	98
40	Oodgeroo All-Districts Centre Pre-Poll	3	60.00	2	40.00	0	5

2017 State General Election

Two Candidate Preferred Results After Preferences By Booth

51. Maroochydore						34,346
		SIMPSON, Fiona LNP		MCGLONE, Julie ALP		Total Exhausted	Total Formal
No.	Polling Booth	Votes	%	Votes	%	Votes	Votes
41	Redcliffe All-Districts Centre Pre-Poll	5	100.00	0	0.00	0	5
42	Southport All-Districts Centre Pre-Poll	1	25.00	3	75.00	0	4
43	Telephone Voting - Pre-poll	4	50.00	4	50.00	0	8
44	Townsville All-Districts Centre Pre-Poll	3	42.86	4	57.14	0	7
45	eAssist - Coorparoo Pre-Poll	0	0.00	0	0.00	0	0
46	Returning Officer Maroochydore Pre-Poll	0	0.00	0	0.00	0	0
47	Returning Officer Algester Pre-Poll	0	0.00	0	0.00	0	0
48	Returning Officer Aspley Pre-Poll	2	50.00	2	50.00	0	4
49	Returning Officer Bancroft Pre-Poll	0	0.00	0	0.00	0	0
50	Returning Officer Barron River Pre-Poll	2	100.00	0	0.00	0	2
51	Returning Officer Bonney Pre-Poll	0	0.00	0	0.00	0	0
52	Returning Officer Broadwater Pre-Poll	0	0.00	0	0.00	0	0
53	Returning Officer Buderim Pre-Poll	806	67.17	394	32.83	0	1,200
54	Returning Officer Bulimba Pre-Poll	0	0.00	0	0.00	0	0
55	Returning Officer Bundaberg Pre-Poll	0	0.00	0	0.00	0	0
56	Returning Officer Bundamba Pre-Poll	0	0.00	0	0.00	0	0
57	Returning Officer Burdekin Pre-Poll	0	0.00	0	0.00	0	0
58	Returning Officer Burleigh Pre-Poll	0	0.00	0	0.00	0	0
59	Returning Officer Burnett Pre-Poll	0	0.00	0	0.00	0	0
60	Returning Officer Cairns Pre-Poll	0	0.00	0	0.00	0	0
61	Returning Officer Callide Pre-Poll	0	0.00	0	0.00	0	0
62	Returning Officer Caloundra Pre-Poll	37	53.62	32	46.38	0	69
63	Returning Officer Capalaba Pre-Poll	0	0.00	0	0.00	0	0
64	Returning Officer Chatsworth Pre-Poll	1	50.00	1	50.00	0	2
65	Returning Officer Clayfield Pre-Poll	3	75.00	1	25.00	0	4
66	Returning Officer Condamine Pre-Poll	1	100.00	0	0.00	0	1
67	Returning Officer Cook Pre-Poll	0	0.00	1	100.00	0	1
68	Returning Officer Coomera Pre-Poll	1	100.00	0	0.00	0	1
69	Returning Officer Cooper Pre-Poll	0	0.00	0	0.00	0	0
70	Returning Officer Currumbin Pre-Poll	1	100.00	0	0.00	0	1
71	Returning Officer Everton Pre-Poll	1	33.33	2	66.67	0	3
72	Returning Officer Ferny Grove Pre-Poll	1	50.00	1	50.00	0	2
73	Returning Officer Gaven Pre-Poll	0	0.00	1	100.00	0	1
74	Returning Officer Gladstone Pre-Poll	2	28.57	5	71.43	0	7
75	Returning Officer Glass House Pre-Poll	5	31.25	11	68.75	0	16
76	Returning Officer Greenslopes Pre-Poll	1	50.00	1	50.00	0	2
77	Returning Officer Gregory Pre-Poll	0	0.00	0	0.00	0	0
78	Returning Officer Gympie Pre-Poll	6	66.67	3	33.33	0	9
79	Returning Officer Hervey Bay Pre-Poll	0	0.00	0	0.00	0	0
80	Returning Officer Hill Pre-Poll	0	0.00	0	0.00	0	0

2017 State General Election

Two Candidate Preferred Results After Preferences By Booth

51. Maroochydore						34,346
		SIMPSON, Fiona LNP		MCGLONE, Julie ALP		Total Exhausted	Total Formal
No.	Polling Booth	Votes	%	Votes	%	Votes	Votes
81	Returning Officer Hinchinbrook Pre-Poll	0	0.00	0	0.00	0	0
82	Returning Officer Inala Pre-Poll	0	0.00	1	100.00	0	1
83	Returning Officer Ipswich Pre-Poll	1	33.33	2	66.67	0	3
84	Returning Officer Ipswich West Pre-Poll	0	0.00	0	0.00	0	0
85	Returning Officer Jordan Pre-Poll	0	0.00	1	100.00	0	1
86	Returning Officer Kawana Pre-Poll	304	67.26	148	32.74	0	452
87	Returning Officer Keppel Pre-Poll	4	66.67	2	33.33	0	6
88	Returning Officer Kurwongbah Pre-Poll	1	100.00	0	0.00	0	1
89	Returning Officer Lockyer Pre-Poll	1	100.00	0	0.00	0	1
90	Returning Officer Logan Pre-Poll	0	0.00	0	0.00	0	0
91	Returning Officer Lytton Pre-Poll	3	75.00	1	25.00	0	4
92	Returning Officer Macalister Pre-Poll	0	0.00	0	0.00	0	0
93	Returning Officer Mackay Pre-Poll	0	0.00	0	0.00	0	0
94	Returning Officer Maiwar Pre-Poll	1	50.00	1	50.00	0	2
95	Returning Officer Mansfield Pre-Poll	0	0.00	1	100.00	0	1
96	Returning Officer Maryborough Pre-Poll	2	100.00	0	0.00	0	2
97	Returning Officer Mcconnel Pre-Poll	2	100.00	0	0.00	0	2
98	Returning Officer Mermaid Beach Pre-Poll	1	50.00	1	50.00	0	2
99	Returning Officer Miller Pre-Poll	0	0.00	0	0.00	0	0
100	Returning Officer Mirani Pre-Poll	0	0.00	0	0.00	0	0
101	Returning Officer Moggill Pre-Poll	3	60.00	2	40.00	0	5
102	Returning Officer Morayfield Pre-Poll	0	0.00	0	0.00	0	0
103	Returning Officer Mount Ommaney Pre-	3	100.00	0	0.00	0	3
104	Returning Officer Mudgeeraba Pre-Poll	0	0.00	0	0.00	0	0
105	Returning Officer Mulgrave Pre-Poll	0	0.00	0	0.00	0	0
106	Returning Officer Mundingburra Pre-Poll	0	0.00	0	0.00	0	0
107	Returning Officer Murrumba Pre-Poll	0	0.00	1	100.00	0	1
108	Returning Officer Nanango Pre-Poll	2	66.67	1	33.33	0	3
109	Returning Officer Nicklin Pre-Poll	94	63.51	54	36.49	0	148
110	Returning Officer Ninderry Pre-Poll	301	54.04	256	45.96	0	557
111	Returning Officer Noosa Pre-Poll	0	0.00	0	0.00	0	0
112	Returning Officer Nudgee Pre-Poll	1	50.00	1	50.00	0	2
113	Returning Officer Oodgeroo Pre-Poll	0	0.00	0	0.00	0	0
114	Returning Officer Pine Rivers Pre-Poll	2	100.00	0	0.00	0	2
115	Returning Officer Pumicestone Pre-Poll	1	20.00	4	80.00	0	5
116	Returning Officer Redcliffe Pre-Poll	0	0.00	0	0.00	0	0
117	Returning Officer Redlands Pre-Poll	0	0.00	0	0.00	0	0
118	Returning Officer Rockhampton Pre-Poll	6	85.71	1	14.29	0	7
119	Returning Officer Sandgate Pre-Poll	3	75.00	1	25.00	0	4
120	Returning Officer Scenic Rim Pre-Poll	1	100.00	0	0.00	0	1

ECQ ELECTORAL COMMISSION QUEENSLAND

2017 State General Election

Two Candidate Preferred Results After Preferences By Booth

51. Maroochydore 34,346

No.	Polling Booth	SIMPSON, Fiona LNP Votes	%	MCGLONE, Julie ALP Votes	%	Total Exhausted Votes	Total Formal Votes
121	Returning Officer South Brisbane Pre-Poll	1	50.00	1	50.00	0	2
122	Returning Officer Southern Downs Pre-	0	0.00	0	0.00	0	0
123	Returning Officer Southport Pre-Poll	0	0.00	0	0.00	0	0
124	Returning Officer Springwood Pre-Poll	1	100.00	0	0.00	0	1
125	Returning Officer Stafford Pre-Poll	2	66.67	1	33.33	0	3
126	Returning Officer Stretton Pre-Poll	0	0.00	0	0.00	0	0
127	Returning Officer Surfers Paradise Pre-	2	66.67	1	33.33	0	3
128	Returning Officer Theodore Pre-Poll	1	100.00	0	0.00	0	1
129	Returning Officer Thuringowa Pre-Poll	0	0.00	0	0.00	0	0
130	Returning Officer Toohey Pre-Poll	0	0.00	1	100.00	0	1
131	Returning Officer Toowoomba North Pre-	2	66.67	1	33.33	0	3
132	Returning Officer Toowoomba South Pre-	1	100.00	0	0.00	0	1
133	Returning Officer Townsville Pre-Poll	0	0.00	0	0.00	0	0
134	Returning Officer Traeger Pre-Poll	2	66.67	1	33.33	0	3
135	Returning Officer Warrego Pre-Poll	1	100.00	0	0.00	0	1
136	Returning Officer Waterford Pre-Poll	0	0.00	0	0.00	0	0
137	Returning Officer Whitsunday Pre-Poll	3	50.00	3	50.00	0	6
138	Returning Officer Woodridge Pre-Poll	0	0.00	0	0.00	0	0
	Polling Booth Totals	**13,889**	**58.24**	**9,959**	**41.76**	**0**	**23,848**
301	Postal, Special Postal, Unenrolled Votes	1,622	65.22	865	34.78	0	2,487
302	Pre-Poll (In Person) Absent Votes	86	66.67	43	33.33	0	129
303	Polling Day Absent Votes	892	53.06	789	46.94	0	1,681
305	Declared Institution Votes	43	61.43	27	38.57	0	70
306	Polling Day Declaration Votes	55	41.98	76	58.02	0	131
308	Uncertain Identity	0	0.00	0	0.00	0	0
	Declaration Vote Totals	**2,698**	**59.98**	**1,800**	**40.02**	**0**	**4,498**
	Total Final Preference Votes	**16,587**	**58.52**	**11,759**	**41.48**	**0**	**28,346**

2017 State General Election

Two Candidate Preferred Results After Preferences By Booth

52. Maryborough						36,130
		SAUNDERS, Bruce ALP		HANSEN, James ONP		Total Exhausted	Total Formal
No.	Polling Booth	Votes	%	Votes	%	Votes	Votes
1	Albert	368	71.18	149	28.82	0	517
2	Bell Hilltop	676	65.06	363	34.94	0	1,039
3	Boonooroo	169	48.42	180	51.58	0	349
4	Brooweena	44	26.83	120	73.17	0	164
5	Burrum Heads	535	46.48	616	53.52	0	1,151
6	Granville	619	56.38	479	43.62	0	1,098
7	Howard	498	45.65	593	54.35	0	1,091
8	Maryborough	808	61.82	499	38.18	0	1,307
9	Maryborough West	672	63.64	384	36.36	0	1,056
10	Mungar	129	36.65	223	63.35	0	352
11	North Street	298	61.32	188	38.68	0	486
12	Pialba	69	49.29	71	50.71	0	140
13	Pialba North	119	51.52	112	48.48	0	231
14	St Helens	249	49.80	251	50.20	0	500
15	Sunbury	776	53.08	686	46.92	0	1,462
16	Tiaro	187	41.01	269	58.99	0	456
17	Tinana	907	54.18	767	45.82	0	1,674
18	Toogoom	487	45.34	587	54.66	0	1,074
19	Torbanlea	160	43.84	205	56.16	0	365
20	Urraween	134	40.12	200	59.88	0	334
21	Yarrilee	764	45.72	907	54.28	0	1,671
22	Brisbane CBD All-Districts Centre	4	57.14	3	42.86	0	7
23	Bundaberg All-Districts Centre	2	100.00	0	0.00	0	2
24	Burleigh All-Districts Centre	0	0.00	0	0.00	0	0
25	Cairns All-Districts Centre	0	0.00	2	100.00	0	2
26	East Brisbane All-Districts Centre	0	0.00	2	100.00	0	2
27	Hervey Bay All-Districts Centre	10	40.00	15	60.00	0	25
28	Mackay All-Districts Centre	0	0.00	0	0.00	0	0
29	Maroochydore All-Districts Centre	0	0.00	0	0.00	0	0
30	Morayfield All-Districts Centre	0	0.00	1	100.00	0	1
31	Noosa All-Districts Centre	2	100.00	0	0.00	0	2
32	Oodgeroo All-Districts Centre	0	0.00	0	0.00	0	0
33	Redcliffe All-Districts Centre	0	0.00	0	0.00	0	0
34	Southport All-Districts Centre	0	0.00	0	0.00	0	0
35	Telephone Voting	0	0.00	3	100.00	0	3
36	Townsville All-Districts Centre	0	0.00	0	0.00	0	0
37	Vulture Street All-Districts Centre	0	0.00	0	0.00	0	0
38	Woolloongabba All-Districts Centre	0	0.00	0	0.00	0	0
39	Brisbane CBD All-Districts Centre Pre-Poll	14	60.87	9	39.13	0	23
40	Bundaberg All-Districts Centre Pre-Poll	12	38.71	19	61.29	0	31

2017 State General Election

Two Candidate Preferred Results After Preferences By Booth

52. Maryborough						36,130
		SAUNDERS, Bruce ALP		HANSEN, James ONP		Total Exhausted	Total Formal
No.	Polling Booth	Votes	%	Votes	%	Votes	Votes
41	Burleigh All-Districts Centre Pre-Poll	2	66.67	1	33.33	0	3
42	Cairns All-Districts Centre Pre-Poll	6	66.67	3	33.33	0	9
43	Electoral Visit	71	47.65	78	52.35	0	149
44	Hervey Bay All-Districts Centre Pre-poll	868	39.47	1,331	60.53	0	2,199
45	Mackay All-Districts Centre Pre-Poll	2	66.67	1	33.33	0	3
46	Maroochydore All-Districts Centre Pre-	12	46.15	14	53.85	0	26
47	Morayfield All-Districts Centre Pre-poll	6	42.86	8	57.14	0	14
48	Noosa All-Districts Centre Pre-Poll	2	25.00	6	75.00	0	8
49	Oodgeroo All-Districts Centre Pre-Poll	0	0.00	3	100.00	0	3
50	Redcliffe All-Districts Centre Pre-Poll	1	25.00	3	75.00	0	4
51	Southport All-Districts Centre Pre-Poll	4	50.00	4	50.00	0	8
52	Telephone Voting - Pre-poll	2	22.22	7	77.78	0	9
53	Townsville All-Districts Centre Pre-Poll	7	63.64	4	36.36	0	11
54	eAssist - Coorparoo Pre-Poll	0	0.00	0	0.00	0	0
55	Returning Officer Maryborough Pre-Poll	4,969	57.08	3,737	42.92	0	8,706
56	Returning Officer Algester Pre-Poll	0	0.00	0	0.00	0	0
57	Returning Officer Aspley Pre-Poll	5	50.00	5	50.00	0	10
58	Returning Officer Bancroft Pre-Poll	2	50.00	2	50.00	0	4
59	Returning Officer Barron River Pre-Poll	0	0.00	0	0.00	0	0
60	Returning Officer Bonney Pre-Poll	0	0.00	1	100.00	0	1
61	Returning Officer Broadwater Pre-Poll	0	0.00	1	100.00	0	1
62	Returning Officer Buderim Pre-Poll	5	83.33	1	16.67	0	6
63	Returning Officer Bulimba Pre-Poll	0	0.00	0	0.00	0	0
64	Returning Officer Bundaberg Pre-Poll	0	0.00	0	0.00	0	0
65	Returning Officer Bundamba Pre-Poll	2	100.00	0	0.00	0	2
66	Returning Officer Burdekin Pre-Poll	0	0.00	0	0.00	0	0
67	Returning Officer Burleigh Pre-Poll	0	0.00	0	0.00	0	0
68	Returning Officer Burnett Pre-Poll	0	0.00	0	0.00	0	0
69	Returning Officer Cairns Pre-Poll	0	0.00	0	0.00	0	0
70	Returning Officer Callide Pre-Poll	2	33.33	4	66.67	0	6
71	Returning Officer Caloundra Pre-Poll	2	25.00	6	75.00	0	8
72	Returning Officer Capalaba Pre-Poll	1	100.00	0	0.00	0	1
73	Returning Officer Chatsworth Pre-Poll	0	0.00	1	100.00	0	1
74	Returning Officer Clayfield Pre-Poll	0	0.00	0	0.00	0	0
75	Returning Officer Condamine Pre-Poll	0	0.00	0	0.00	0	0
76	Returning Officer Cook Pre-Poll	0	0.00	3	100.00	0	3
77	Returning Officer Coomera Pre-Poll	2	100.00	0	0.00	0	2
78	Returning Officer Cooper Pre-Poll	0	0.00	0	0.00	0	0
79	Returning Officer Currumbin Pre-Poll	1	100.00	0	0.00	0	1
80	Returning Officer Everton Pre-Poll	0	0.00	1	100.00	0	1

2017 State General Election

Two Candidate Preferred Results After Preferences By Booth

52. Maryborough						36,130
		SAUNDERS, Bruce ALP		HANSEN, James ONP		Total Exhausted	Total Formal
No.	Polling Booth	Votes	%	Votes	%	Votes	Votes
81	Returning Officer Ferny Grove Pre-Poll	0	0.00	0	0.00	0	0
82	Returning Officer Gaven Pre-Poll	0	0.00	1	100.00	0	1
83	Returning Officer Gladstone Pre-Poll	10	45.45	12	54.55	0	22
84	Returning Officer Glass House Pre-Poll	0	0.00	1	100.00	0	1
85	Returning Officer Greenslopes Pre-Poll	0	0.00	4	100.00	0	4
86	Returning Officer Gregory Pre-Poll	1	25.00	3	75.00	0	4
87	Returning Officer Gympie Pre-Poll	5	29.41	12	70.59	0	17
88	Returning Officer Hervey Bay Pre-Poll	0	0.00	0	0.00	0	0
89	Returning Officer Hill Pre-Poll	0	0.00	1	100.00	0	1
90	Returning Officer Hinchinbrook Pre-Poll	2	100.00	0	0.00	0	2
91	Returning Officer Inala Pre-Poll	1	50.00	1	50.00	0	2
92	Returning Officer Ipswich Pre-Poll	0	0.00	2	100.00	0	2
93	Returning Officer Ipswich West Pre-Poll	0	0.00	0	0.00	0	0
94	Returning Officer Jordan Pre-Poll	0	0.00	1	100.00	0	1
95	Returning Officer Kawana Pre-Poll	1	33.33	2	66.67	0	3
96	Returning Officer Keppel Pre-Poll	1	25.00	3	75.00	0	4
97	Returning Officer Kurwongbah Pre-Poll	0	0.00	0	0.00	0	0
98	Returning Officer Lockyer Pre-Poll	0	0.00	1	100.00	0	1
99	Returning Officer Logan Pre-Poll	0	0.00	3	100.00	0	3
100	Returning Officer Lytton Pre-Poll	1	50.00	1	50.00	0	2
101	Returning Officer Macalister Pre-Poll	0	0.00	0	0.00	0	0
102	Returning Officer Mackay Pre-Poll	0	0.00	0	0.00	0	0
103	Returning Officer Maiwar Pre-Poll	2	66.67	1	33.33	0	3
104	Returning Officer Mansfield Pre-Poll	2	66.67	1	33.33	0	3
105	Returning Officer Maroochydore Pre-Poll	0	0.00	0	0.00	0	0
106	Returning Officer Mcconnel Pre-Poll	0	0.00	0	0.00	0	0
107	Returning Officer Mermaid Beach Pre-Poll	0	0.00	1	100.00	0	1
108	Returning Officer Miller Pre-Poll	0	0.00	0	0.00	0	0
109	Returning Officer Mirani Pre-Poll	0	0.00	0	0.00	0	0
110	Returning Officer Moggill Pre-Poll	0	0.00	1	100.00	0	1
111	Returning Officer Morayfield Pre-Poll	0	0.00	0	0.00	0	0
112	Returning Officer Mount Ommaney Pre-	0	0.00	0	0.00	0	0
113	Returning Officer Mudgeeraba Pre-Poll	0	0.00	0	0.00	0	0
114	Returning Officer Mulgrave Pre-Poll	0	0.00	0	0.00	0	0
115	Returning Officer Mundingburra Pre-Poll	0	0.00	0	0.00	0	0
116	Returning Officer Murrumba Pre-Poll	5	62.50	3	37.50	0	8
117	Returning Officer Nanango Pre-Poll	1	50.00	1	50.00	0	2
118	Returning Officer Nicklin Pre-Poll	0	0.00	2	100.00	0	2
119	Returning Officer Ninderry Pre-Poll	3	100.00	0	0.00	0	3
120	Returning Officer Noosa Pre-Poll	0	0.00	0	0.00	0	0

2017 State General Election

Two Candidate Preferred Results After Preferences By Booth

52. Maryborough 36,130

No.	Polling Booth	SAUNDERS, Bruce ALP Votes	%	HANSEN, James ONP Votes	%	Total Exhausted Votes	Total Formal Votes
121	Returning Officer Nudgee Pre-Poll	0	0.00	3	100.00	0	3
122	Returning Officer Oodgeroo Pre-Poll	0	0.00	0	0.00	0	0
123	Returning Officer Pine Rivers Pre-Poll	0	0.00	0	0.00	0	0
124	Returning Officer Pumicestone Pre-Poll	3	60.00	2	40.00	0	5
125	Returning Officer Redcliffe Pre-Poll	0	0.00	0	0.00	0	0
126	Returning Officer Redlands Pre-Poll	2	66.67	1	33.33	0	3
127	Returning Officer Rockhampton Pre-Poll	4	57.14	3	42.86	0	7
128	Returning Officer Sandgate Pre-Poll	0	0.00	0	0.00	0	0
129	Returning Officer Scenic Rim Pre-Poll	0	0.00	3	100.00	0	3
130	Returning Officer South Brisbane Pre-Poll	1	100.00	0	0.00	0	1
131	Returning Officer Southern Downs Pre-	0	0.00	0	0.00	0	0
132	Returning Officer Southport Pre-Poll	0	0.00	0	0.00	0	0
133	Returning Officer Springwood Pre-Poll	0	0.00	0	0.00	0	0
134	Returning Officer Stafford Pre-Poll	1	25.00	3	75.00	0	4
135	Returning Officer Stretton Pre-Poll	0	0.00	1	100.00	0	1
136	Returning Officer Surfers Paradise Pre-	0	0.00	0	0.00	0	0
137	Returning Officer Theodore Pre-Poll	0	0.00	0	0.00	0	0
138	Returning Officer Thuringowa Pre-Poll	0	0.00	0	0.00	0	0
139	Returning Officer Toohey Pre-Poll	1	100.00	0	0.00	0	1
140	Returning Officer Toowoomba North Pre-	0	0.00	4	100.00	0	4
141	Returning Officer Toowoomba South Pre-	0	0.00	0	0.00	0	0
142	Returning Officer Townsville Pre-Poll	0	0.00	0	0.00	0	0
143	Returning Officer Traeger Pre-Poll	2	66.67	1	33.33	0	3
144	Returning Officer Warrego Pre-Poll	0	0.00	1	100.00	0	1
145	Returning Officer Waterford Pre-Poll	0	0.00	0	0.00	0	0
146	Returning Officer Whitsunday Pre-Poll	1	100.00	0	0.00	0	1
147	Returning Officer Woodridge Pre-Poll	0	0.00	0	0.00	0	0
	Polling Booth Totals	**14,736**	**52.73**	**13,208**	**47.27**	**0**	**27,944**
301	Postal, Special Postal, Unenrolled Votes	1,182	50.23	1,171	49.77	0	2,353
302	Pre-Poll (In Person) Absent Votes	45	42.45	61	57.55	0	106
303	Polling Day Absent Votes	477	50.69	464	49.31	0	941
305	Declared Institution Votes	24	50.00	24	50.00	0	48
306	Polling Day Declaration Votes	33	61.11	21	38.89	0	54
308	Uncertain Identity	0	0.00	0	0.00	0	0
	Declaration Vote Totals	**1,761**	**50.29**	**1,741**	**49.71**	**0**	**3,502**
	Total Final Preference Votes	**16,497**	**52.46**	**14,949**	**47.54**	**0**	**31,446**

2017 State General Election

Two Candidate Preferred Results After Preferences By Booth

53. Mermaid Beach						34,479
		STEVENS, Ray LNP		BLUNDELL-THORNTON, Joshua ALP		Total Exhausted	Total Formal
No.	Polling Booth	Votes	%	Votes	%	Votes	Votes
1	Broadbeach	565	58.79	396	41.21	0	961
2	Burleigh Heads	157	44.10	199	55.90	0	356
3	Burleigh North	229	49.46	234	50.54	0	463
4	Caningeraba	211	45.18	256	54.82	0	467
5	Mermaid Beach	1,026	55.67	817	44.33	0	1,843
6	Merrimac	124	55.36	100	44.64	0	224
7	Merrimac High	889	60.23	587	39.77	0	1,476
8	Miami East	690	48.52	732	51.48	0	1,422
9	Miami West	1,221	53.53	1,060	46.47	0	2,281
10	Robina	1,603	56.21	1,249	43.79	0	2,852
11	Robina North	79	59.85	53	40.15	0	132
12	Robina Town	314	50.40	309	49.60	0	623
13	Varsity	401	56.48	309	43.52	0	710
14	Varsity Central	918	53.00	814	47.00	0	1,732
15	Varsity Lakes	58	52.73	52	47.27	0	110
16	Brisbane CBD All-Districts Centre	6	37.50	10	62.50	0	16
17	Bundaberg All-Districts Centre	0	0.00	0	0.00	0	0
18	Burleigh All-Districts Centre	51	48.57	54	51.43	0	105
19	Cairns All-Districts Centre	0	0.00	0	0.00	0	0
20	East Brisbane All-Districts Centre	15	60.00	10	40.00	0	25
21	Hervey Bay All-Districts Centre	0	0.00	0	0.00	0	0
22	Mackay All-Districts Centre	1	50.00	1	50.00	0	2
23	Maroochydore All-Districts Centre	2	100.00	0	0.00	0	2
24	Morayfield All-Districts Centre	0	0.00	0	0.00	0	0
25	Noosa All-Districts Centre	1	100.00	0	0.00	0	1
26	Oodgeroo All-Districts Centre	0	0.00	0	0.00	0	0
27	Redcliffe All-Districts Centre	0	0.00	0	0.00	0	0
28	Southport All-Districts Centre	3	75.00	1	25.00	0	4
29	Telephone Voting	4	80.00	1	20.00	0	5
30	Townsville All-Districts Centre	0	0.00	0	0.00	0	0
31	Vulture Street All-Districts Centre	0	0.00	0	0.00	0	0
32	Woolloongabba All-Districts Centre	0	0.00	0	0.00	0	0
33	Brisbane CBD All-Districts Centre Pre-Poll	36	63.16	21	36.84	0	57
34	Bundaberg All-Districts Centre Pre-Poll	0	0.00	3	100.00	0	3
35	Burleigh All-Districts Centre Pre-Poll	2,531	58.17	1,820	41.83	0	4,351
36	Cairns All-Districts Centre Pre-Poll	3	100.00	0	0.00	0	3
37	Electoral Visit	53	67.09	26	32.91	0	79
38	Hervey Bay All-Districts Centre Pre-poll	2	40.00	3	60.00	0	5
39	Mackay All-Districts Centre Pre-Poll	0	0.00	0	0.00	0	0
40	Maroochydore All-Districts Centre Pre-	6	85.71	1	14.29	0	7

2017 State General Election

Two Candidate Preferred Results After Preferences By Booth

53. Mermaid Beach						34,479
	STEVENS, Ray LNP		BLUNDELL-THORNTON, Joshua ALP		Total Exhausted	Total Formal
No. Polling Booth	Votes	%	Votes	%	Votes	Votes
41 Morayfield All-Districts Centre Pre-poll	0	0.00	1	100.00	0	1
42 Noosa All-Districts Centre Pre-Poll	5	45.45	6	54.55	0	11
43 Oodgeroo All-Districts Centre Pre-Poll	1	33.33	2	66.67	0	3
44 Redcliffe All-Districts Centre Pre-Poll	2	50.00	2	50.00	0	4
45 Southport All-Districts Centre Pre-Poll	256	61.84	158	38.16	0	414
46 Telephone Voting - Pre-poll	6	66.67	3	33.33	0	9
47 Townsville All-Districts Centre Pre-Poll	2	50.00	2	50.00	0	4
48 eAssist - Coorparoo Pre-Poll	0	0.00	0	0.00	0	0
49 Returning Officer Mermaid Beach Pre-Poll	805	64.35	446	35.65	0	1,251
50 Returning Officer Algester Pre-Poll	0	0.00	0	0.00	0	0
51 Returning Officer Aspley Pre-Poll	1	100.00	0	0.00	0	1
52 Returning Officer Bancroft Pre-Poll	0	0.00	0	0.00	0	0
53 Returning Officer Barron River Pre-Poll	0	0.00	0	0.00	0	0
54 Returning Officer Bonney Pre-Poll	7	70.00	3	30.00	0	10
55 Returning Officer Broadwater Pre-Poll	21	63.64	12	36.36	0	33
56 Returning Officer Buderim Pre-Poll	2	100.00	0	0.00	0	2
57 Returning Officer Bulimba Pre-Poll	1	50.00	1	50.00	0	2
58 Returning Officer Bundaberg Pre-Poll	0	0.00	0	0.00	0	0
59 Returning Officer Bundamba Pre-Poll	0	0.00	0	0.00	0	0
60 Returning Officer Burdekin Pre-Poll	0	0.00	0	0.00	0	0
61 Returning Officer Burleigh Pre-Poll	0	0.00	0	0.00	0	0
62 Returning Officer Burnett Pre-Poll	0	0.00	0	0.00	0	0
63 Returning Officer Cairns Pre-Poll	0	0.00	0	0.00	0	0
64 Returning Officer Callide Pre-Poll	0	0.00	0	0.00	0	0
65 Returning Officer Caloundra Pre-Poll	1	33.33	2	66.67	0	3
66 Returning Officer Capalaba Pre-Poll	0	0.00	0	0.00	0	0
67 Returning Officer Chatsworth Pre-Poll	0	0.00	0	0.00	0	0
68 Returning Officer Clayfield Pre-Poll	2	100.00	0	0.00	0	2
69 Returning Officer Condamine Pre-Poll	0	0.00	0	0.00	0	0
70 Returning Officer Cook Pre-Poll	0	0.00	0	0.00	0	0
71 Returning Officer Coomera Pre-Poll	7	58.33	5	41.67	0	12
72 Returning Officer Cooper Pre-Poll	1	100.00	0	0.00	0	1
73 Returning Officer Currumbin Pre-Poll	11	40.74	16	59.26	0	27
74 Returning Officer Everton Pre-Poll	0	0.00	0	0.00	0	0
75 Returning Officer Ferny Grove Pre-Poll	0	0.00	0	0.00	0	0
76 Returning Officer Gaven Pre-Poll	37	49.33	38	50.67	0	75
77 Returning Officer Gladstone Pre-Poll	0	0.00	1	100.00	0	1
78 Returning Officer Glass House Pre-Poll	0	0.00	0	0.00	0	0
79 Returning Officer Greenslopes Pre-Poll	4	57.14	3	42.86	0	7
80 Returning Officer Gregory Pre-Poll	0	0.00	1	100.00	0	1

2017 State General Election

Two Candidate Preferred Results After Preferences By Booth

53. Mermaid Beach						34,479
	STEVENS, Ray LNP		BLUNDELL-THORNTON, Joshua ALP		Total Exhausted	Total Formal
No. Polling Booth	Votes	%	Votes	%	Votes	Votes
81 Returning Officer Gympie Pre-Poll	0	0.00	0	0.00	0	0
82 Returning Officer Hervey Bay Pre-Poll	0	0.00	1	100.00	0	1
83 Returning Officer Hill Pre-Poll	0	0.00	0	0.00	0	0
84 Returning Officer Hinchinbrook Pre-Poll	0	0.00	0	0.00	0	0
85 Returning Officer Inala Pre-Poll	1	33.33	2	66.67	0	3
86 Returning Officer Ipswich Pre-Poll	0	0.00	1	100.00	0	1
87 Returning Officer Ipswich West Pre-Poll	0	0.00	0	0.00	0	0
88 Returning Officer Jordan Pre-Poll	0	0.00	0	0.00	0	0
89 Returning Officer Kawana Pre-Poll	0	0.00	1	100.00	0	1
90 Returning Officer Keppel Pre-Poll	2	66.67	1	33.33	0	3
91 Returning Officer Kurwongbah Pre-Poll	0	0.00	0	0.00	0	0
92 Returning Officer Lockyer Pre-Poll	0	0.00	0	0.00	0	0
93 Returning Officer Logan Pre-Poll	2	50.00	2	50.00	0	4
94 Returning Officer Lytton Pre-Poll	1	33.33	2	66.67	0	3
95 Returning Officer Macalister Pre-Poll	0	0.00	0	0.00	0	0
96 Returning Officer Mackay Pre-Poll	2	100.00	0	0.00	0	2
97 Returning Officer Maiwar Pre-Poll	2	66.67	1	33.33	0	3
98 Returning Officer Mansfield Pre-Poll	4	100.00	0	0.00	0	4
99 Returning Officer Maroochydore Pre-Poll	0	0.00	0	0.00	0	0
100 Returning Officer Maryborough Pre-Poll	0	0.00	0	0.00	0	0
101 Returning Officer Mcconnel Pre-Poll	2	50.00	2	50.00	0	4
102 Returning Officer Miller Pre-Poll	1	50.00	1	50.00	0	2
103 Returning Officer Mirani Pre-Poll	0	0.00	0	0.00	0	0
104 Returning Officer Moggill Pre-Poll	0	0.00	0	0.00	0	0
105 Returning Officer Morayfield Pre-Poll	0	0.00	0	0.00	0	0
106 Returning Officer Mount Ommaney Pre-	1	100.00	0	0.00	0	1
107 Returning Officer Mudgeeraba Pre-Poll	211	66.14	108	33.86	0	319
108 Returning Officer Mulgrave Pre-Poll	0	0.00	0	0.00	0	0
109 Returning Officer Mundingburra Pre-Poll	0	0.00	0	0.00	0	0
110 Returning Officer Murrumba Pre-Poll	0	0.00	1	100.00	0	1
111 Returning Officer Nanango Pre-Poll	0	0.00	0	0.00	0	0
112 Returning Officer Nicklin Pre-Poll	0	0.00	0	0.00	0	0
113 Returning Officer Ninderry Pre-Poll	1	100.00	0	0.00	0	1
114 Returning Officer Noosa Pre-Poll	0	0.00	0	0.00	0	0
115 Returning Officer Nudgee Pre-Poll	0	0.00	1	100.00	0	1
116 Returning Officer Oodgeroo Pre-Poll	0	0.00	0	0.00	0	0
117 Returning Officer Pine Rivers Pre-Poll	1	100.00	0	0.00	0	1
118 Returning Officer Pumicestone Pre-Poll	1	50.00	1	50.00	0	2
119 Returning Officer Redcliffe Pre-Poll	0	0.00	0	0.00	0	0
120 Returning Officer Redlands Pre-Poll	1	100.00	0	0.00	0	1

2017 State General Election

Two Candidate Preferred Results After Preferences By Booth

53. Mermaid Beach							34,479
No.	Polling Booth	STEVENS, Ray LNP Votes	%	BLUNDELL-THORNTON, Joshua ALP Votes	%	Total Exhausted Votes	Total Formal Votes
121	Returning Officer Rockhampton Pre-Poll	0	0.00	1	100.00	0	1
122	Returning Officer Sandgate Pre-Poll	0	0.00	0	0.00	0	0
123	Returning Officer Scenic Rim Pre-Poll	2	100.00	0	0.00	0	2
124	Returning Officer South Brisbane Pre-Poll	0	0.00	0	0.00	0	0
125	Returning Officer Southern Downs Pre-	0	0.00	2	100.00	0	2
126	Returning Officer Southport Pre-Poll	0	0.00	0	0.00	0	0
127	Returning Officer Springwood Pre-Poll	2	33.33	4	66.67	0	6
128	Returning Officer Stafford Pre-Poll	1	100.00	0	0.00	0	1
129	Returning Officer Stretton Pre-Poll	3	75.00	1	25.00	0	4
130	Returning Officer Surfers Paradise Pre-	105	74.47	36	25.53	0	141
131	Returning Officer Theodore Pre-Poll	4	100.00	0	0.00	0	4
132	Returning Officer Thuringowa Pre-Poll	0	0.00	0	0.00	0	0
133	Returning Officer Toohey Pre-Poll	0	0.00	0	0.00	0	0
134	Returning Officer Toowoomba North Pre-	1	100.00	0	0.00	0	1
135	Returning Officer Toowoomba South Pre-	0	0.00	0	0.00	0	0
136	Returning Officer Townsville Pre-Poll	0	0.00	0	0.00	0	0
137	Returning Officer Traeger Pre-Poll	0	0.00	0	0.00	0	0
138	Returning Officer Warrego Pre-Poll	0	0.00	0	0.00	0	0
139	Returning Officer Waterford Pre-Poll	0	0.00	0	0.00	0	0
140	Returning Officer Whitsunday Pre-Poll	1	50.00	1	50.00	0	2
141	Returning Officer Woodridge Pre-Poll	2	66.67	1	33.33	0	3
	Polling Booth Totals	**12,725**	**56.02**	**9,991**	**43.98**	**0**	**22,716**
301	Postal, Special Postal, Unenrolled Votes	1,561	61.43	980	38.57	0	2,541
302	Pre-Poll (In Person) Absent Votes	48	55.17	39	44.83	0	87
303	Polling Day Absent Votes	703	50.58	687	49.42	0	1,390
305	Declared Institution Votes	55	62.50	33	37.50	0	88
306	Polling Day Declaration Votes	18	51.43	17	48.57	0	35
308	Uncertain Identity	0	0.00	0	0.00	0	0
	Declaration Vote Totals	**2,385**	**57.59**	**1,756**	**42.41**	**0**	**4,141**
	Total Final Preference Votes	**15,110**	**56.26**	**11,747**	**43.74**	**0**	**26,857**

2017 State General Election

Two Candidate Preferred Results After Preferences By Booth

54. Miller						34,567
		BAILEY, Mark ALP		KIPPEN, Belinda LNP		Total Exhausted	Total Formal
No.	Polling Booth	Votes	%	Votes	%	Votes	Votes
1	Annerley	662	72.35	253	27.65	0	915
2	Annerley Junction	423	72.68	159	27.32	0	582
3	Annerley South	401	68.78	182	31.22	0	583
4	Chelmer	473	47.35	526	52.65	0	999
5	Clifton Hill	609	63.57	349	36.43	0	958
6	Corinda	376	55.95	296	44.05	0	672
7	Ekibin	774	64.66	423	35.34	0	1,197
8	Fairfield	753	69.15	336	30.85	0	1,089
9	Graceville	1,296	53.62	1,121	46.38	0	2,417
10	Graceville West	470	38.71	744	61.29	0	1,214
11	Marshall Road	111	57.22	83	42.78	0	194
12	Moorooka	283	65.06	152	34.94	0	435
13	Moorvale	523	71.74	206	28.26	0	729
14	Mt Gravatt	120	58.25	86	41.75	0	206
15	Rocklea	101	72.14	39	27.86	0	140
16	Tarragindi	789	60.05	525	39.95	0	1,314
17	Wellers Hill	1,006	58.97	700	41.03	0	1,706
18	Yeronga	1,411	68.13	660	31.87	0	2,071
19	Yeronga West	1,019	54.73	843	45.27	0	1,862
20	Brisbane CBD All-Districts Centre	48	62.34	29	37.66	0	77
21	Bundaberg All-Districts Centre	1	50.00	1	50.00	0	2
22	Burleigh All-Districts Centre	3	75.00	1	25.00	0	4
23	Cairns All-Districts Centre	0	0.00	1	100.00	0	1
24	East Brisbane All-Districts Centre	20	46.51	23	53.49	0	43
25	Hervey Bay All-Districts Centre	1	100.00	0	0.00	0	1
26	Mackay All-Districts Centre	0	0.00	0	0.00	0	0
27	Maroochydore All-Districts Centre	6	66.67	3	33.33	0	9
28	Morayfield All-Districts Centre	0	0.00	0	0.00	0	0
29	Noosa All-Districts Centre	2	25.00	6	75.00	0	8
30	Oodgeroo All-Districts Centre	1	100.00	0	0.00	0	1
31	Redcliffe All-Districts Centre	0	0.00	0	0.00	0	0
32	Southport All-Districts Centre	0	0.00	1	100.00	0	1
33	Telephone Voting	4	80.00	1	20.00	0	5
34	Townsville All-Districts Centre	0	0.00	0	0.00	0	0
35	Vulture Street All-Districts Centre	8	66.67	4	33.33	0	12
36	Woolloongabba All-Districts Centre	18	69.23	8	30.77	0	26
37	Brisbane CBD All-Districts Centre Pre-Poll	944	62.93	556	37.07	0	1,500
38	Bundaberg All-Districts Centre Pre-Poll	3	60.00	2	40.00	0	5
39	Burleigh All-Districts Centre Pre-Poll	7	43.75	9	56.25	0	16
40	Cairns All-Districts Centre Pre-Poll	2	50.00	2	50.00	0	4

2017 State General Election

Two Candidate Preferred Results After Preferences By Booth

54. Miller						34,567
	BAILEY, Mark ALP		KIPPEN, Belinda LNP		Total Exhausted	Total Formal
No. Polling Booth	Votes	%	Votes	%	Votes	Votes
41 Electoral Visit	25	39.06	39	60.94	0	64
42 Hervey Bay All-Districts Centre Pre-poll	4	66.67	2	33.33	0	6
43 Mackay All-Districts Centre Pre-Poll	0	0.00	1	100.00	0	1
44 Maroochydore All-Districts Centre Pre-	11	52.38	10	47.62	0	21
45 Morayfield All-Districts Centre Pre-poll	2	66.67	1	33.33	0	3
46 Noosa All-Districts Centre Pre-Poll	4	50.00	4	50.00	0	8
47 Oodgeroo All-Districts Centre Pre-Poll	3	42.86	4	57.14	0	7
48 Redcliffe All-Districts Centre Pre-Poll	5	55.56	4	44.44	0	9
49 Southport All-Districts Centre Pre-Poll	6	46.15	7	53.85	0	13
50 Telephone Voting - Pre-poll	12	70.59	5	29.41	0	17
51 Townsville All-Districts Centre Pre-Poll	9	64.29	5	35.71	0	14
52 eAssist - Coorparoo Pre-Poll	16	39.02	25	60.98	0	41
53 Returning Officer Miller Pre-Poll	983	50.00	983	50.00	0	1,966
54 Returning Officer Algester Pre-Poll	0	0.00	0	0.00	0	0
55 Returning Officer Aspley Pre-Poll	2	50.00	2	50.00	0	4
56 Returning Officer Bancroft Pre-Poll	1	100.00	0	0.00	0	1
57 Returning Officer Barron River Pre-Poll	0	0.00	0	0.00	0	0
58 Returning Officer Bonney Pre-Poll	1	100.00	0	0.00	0	1
59 Returning Officer Broadwater Pre-Poll	2	100.00	0	0.00	0	2
60 Returning Officer Buderim Pre-Poll	0	0.00	2	100.00	0	2
61 Returning Officer Bulimba Pre-Poll	5	45.45	6	54.55	0	11
62 Returning Officer Bundaberg Pre-Poll	0	0.00	0	0.00	0	0
63 Returning Officer Bundamba Pre-Poll	4	57.14	3	42.86	0	7
64 Returning Officer Burdekin Pre-Poll	0	0.00	0	0.00	0	0
65 Returning Officer Burleigh Pre-Poll	0	0.00	0	0.00	0	0
66 Returning Officer Burnett Pre-Poll	0	0.00	0	0.00	0	0
67 Returning Officer Cairns Pre-Poll	0	0.00	0	0.00	0	0
68 Returning Officer Callide Pre-Poll	0	0.00	0	0.00	0	0
69 Returning Officer Caloundra Pre-Poll	3	50.00	3	50.00	0	6
70 Returning Officer Capalaba Pre-Poll	3	100.00	0	0.00	0	3
71 Returning Officer Chatsworth Pre-Poll	1	25.00	3	75.00	0	4
72 Returning Officer Clayfield Pre-Poll	2	22.22	7	77.78	0	9
73 Returning Officer Condamine Pre-Poll	1	100.00	0	0.00	0	1
74 Returning Officer Cook Pre-Poll	1	50.00	1	50.00	0	2
75 Returning Officer Coomera Pre-Poll	1	100.00	0	0.00	0	1
76 Returning Officer Cooper Pre-Poll	14	56.00	11	44.00	0	25
77 Returning Officer Currumbin Pre-Poll	1	33.33	2	66.67	0	3
78 Returning Officer Everton Pre-Poll	1	100.00	0	0.00	0	1
79 Returning Officer Ferny Grove Pre-Poll	0	0.00	1	100.00	0	1
80 Returning Officer Gaven Pre-Poll	1	50.00	1	50.00	0	2

2017 State General Election

Two Candidate Preferred Results After Preferences By Booth

54. Miller **34,567**

No.	Polling Booth	BAILEY, Mark ALP Votes	%	KIPPEN, Belinda LNP Votes	%	Total Exhausted Votes	Total Formal Votes
81	Returning Officer Gladstone Pre-Poll	0	0.00	0	0.00	0	0
82	Returning Officer Glass House Pre-Poll	1	100.00	0	0.00	0	1
83	Returning Officer Greenslopes Pre-Poll	193	64.55	106	35.45	0	299
84	Returning Officer Gregory Pre-Poll	0	0.00	0	0.00	0	0
85	Returning Officer Gympie Pre-Poll	0	0.00	0	0.00	0	0
86	Returning Officer Hervey Bay Pre-Poll	0	0.00	0	0.00	0	0
87	Returning Officer Hill Pre-Poll	0	0.00	0	0.00	0	0
88	Returning Officer Hinchinbrook Pre-Poll	0	0.00	0	0.00	0	0
89	Returning Officer Inala Pre-Poll	6	40.00	9	60.00	0	15
90	Returning Officer Ipswich Pre-Poll	9	52.94	8	47.06	0	17
91	Returning Officer Ipswich West Pre-Poll	0	0.00	0	0.00	0	0
92	Returning Officer Jordan Pre-Poll	10	58.82	7	41.18	0	17
93	Returning Officer Kawana Pre-Poll	0	0.00	4	100.00	0	4
94	Returning Officer Keppel Pre-Poll	0	0.00	0	0.00	0	0
95	Returning Officer Kurwongbah Pre-Poll	0	0.00	0	0.00	0	0
96	Returning Officer Lockyer Pre-Poll	1	100.00	0	0.00	0	1
97	Returning Officer Logan Pre-Poll	2	100.00	0	0.00	0	2
98	Returning Officer Lytton Pre-Poll	2	28.57	5	71.43	0	7
99	Returning Officer Macalister Pre-Poll	0	0.00	0	0.00	0	0
100	Returning Officer Mackay Pre-Poll	0	0.00	0	0.00	0	0
101	Returning Officer Maiwar Pre-Poll	75	38.66	119	61.34	0	194
102	Returning Officer Mansfield Pre-Poll	18	42.86	24	57.14	0	42
103	Returning Officer Maroochydore Pre-Poll	0	0.00	0	0.00	0	0
104	Returning Officer Maryborough Pre-Poll	0	0.00	0	0.00	0	0
105	Returning Officer Mcconnel Pre-Poll	14	66.67	7	33.33	0	21
106	Returning Officer Mermaid Beach Pre-Poll	2	50.00	2	50.00	0	4
107	Returning Officer Mirani Pre-Poll	0	0.00	0	0.00	0	0
108	Returning Officer Moggill Pre-Poll	9	45.00	11	55.00	0	20
109	Returning Officer Morayfield Pre-Poll	0	0.00	0	0.00	0	0
110	Returning Officer Mount Ommaney Pre-	9	32.14	19	67.86	0	28
111	Returning Officer Mudgeeraba Pre-Poll	0	0.00	1	100.00	0	1
112	Returning Officer Mulgrave Pre-Poll	0	0.00	0	0.00	0	0
113	Returning Officer Mundingburra Pre-Poll	0	0.00	0	0.00	0	0
114	Returning Officer Murrumba Pre-Poll	0	0.00	0	0.00	0	0
115	Returning Officer Nanango Pre-Poll	0	0.00	0	0.00	0	0
116	Returning Officer Nicklin Pre-Poll	4	66.67	2	33.33	0	6
117	Returning Officer Ninderry Pre-Poll	1	50.00	1	50.00	0	2
118	Returning Officer Noosa Pre-Poll	0	0.00	0	0.00	0	0
119	Returning Officer Nudgee Pre-Poll	2	100.00	0	0.00	0	2
120	Returning Officer Oodgeroo Pre-Poll	0	0.00	0	0.00	0	0

2017 State General Election

Two Candidate Preferred Results After Preferences By Booth

54. Miller						34,567
		BAILEY, Mark ALP		KIPPEN, Belinda LNP		Total Exhausted	Total Formal
No.	Polling Booth	Votes	%	Votes	%	Votes	Votes
121	Returning Officer Pine Rivers Pre-Poll	1	50.00	1	50.00	0	2
122	Returning Officer Pumicestone Pre-Poll	0	0.00	1	100.00	0	1
123	Returning Officer Redcliffe Pre-Poll	0	0.00	0	0.00	0	0
124	Returning Officer Redlands Pre-Poll	1	100.00	0	0.00	0	1
125	Returning Officer Rockhampton Pre-Poll	3	50.00	3	50.00	0	6
126	Returning Officer Sandgate Pre-Poll	1	50.00	1	50.00	0	2
127	Returning Officer Scenic Rim Pre-Poll	1	100.00	0	0.00	0	1
128	Returning Officer South Brisbane Pre-Poll	25	42.37	34	57.63	0	59
129	Returning Officer Southern Downs Pre-	3	60.00	2	40.00	0	5
130	Returning Officer Southport Pre-Poll	0	0.00	0	0.00	0	0
131	Returning Officer Springwood Pre-Poll	12	75.00	4	25.00	0	16
132	Returning Officer Stafford Pre-Poll	2	66.67	1	33.33	0	3
133	Returning Officer Stretton Pre-Poll	3	50.00	3	50.00	0	6
134	Returning Officer Surfers Paradise Pre-	2	100.00	0	0.00	0	2
135	Returning Officer Theodore Pre-Poll	1	100.00	0	0.00	0	1
136	Returning Officer Thuringowa Pre-Poll	0	0.00	0	0.00	0	0
137	Returning Officer Toohey Pre-Poll	22	53.66	19	46.34	0	41
138	Returning Officer Toowoomba North Pre-	2	50.00	2	50.00	0	4
139	Returning Officer Toowoomba South Pre-	2	100.00	0	0.00	0	2
140	Returning Officer Townsville Pre-Poll	0	0.00	0	0.00	0	0
141	Returning Officer Traeger Pre-Poll	0	0.00	0	0.00	0	0
142	Returning Officer Warrego Pre-Poll	0	0.00	0	0.00	0	0
143	Returning Officer Waterford Pre-Poll	0	0.00	0	0.00	0	0
144	Returning Officer Whitsunday Pre-Poll	0	0.00	0	0.00	0	0
145	Returning Officer Woodridge Pre-Poll	2	66.67	1	33.33	0	3
	Polling Booth Totals	**14,233**	**59.08**	**9,859**	**40.92**	**0**	**24,092**
301	Postal, Special Postal, Unenrolled Votes	1,945	52.12	1,787	47.88	0	3,732
302	Pre-Poll (In Person) Absent Votes	68	53.54	59	46.46	0	127
303	Polling Day Absent Votes	1,154	59.39	789	40.61	0	1,943
305	Declared Institution Votes	39	50.00	39	50.00	0	78
306	Polling Day Declaration Votes	0	0.00	0	0.00	0	0
308	Uncertain Identity	0	0.00	0	0.00	0	0
	Declaration Vote Totals	**3,206**	**54.52**	**2,674**	**45.48**	**0**	**5,880**
	Total Final Preference Votes	**17,439**	**58.18**	**12,533**	**41.82**	**0**	**29,972**

2017 State General Election

Two Candidate Preferred Results After Preferences By Booth

55. Mirani						32,764
	ANDREW, Stephen ONP		PEARCE, Jim ALP		Total Exhausted	Total Formal
No. Polling Booth	Votes	%	Votes	%	Votes	Votes
1 Alligator Creek	463	52.02	427	47.98	0	890
2 Alton Downs	334	66.67	167	33.33	0	501
3 Armstrong Beach	108	45.19	131	54.81	0	239
4 Bajool	126	65.28	67	34.72	0	193
5 Baree	144	44.58	179	55.42	0	323
6 Bouldercombe	234	57.21	175	42.79	0	409
7 Carmila	106	67.95	50	32.05	0	156
8 Chelona	248	71.26	100	28.74	0	348
9 Dundula	250	47.98	271	52.02	0	521
10 Eton	247	62.53	148	37.47	0	395
11 Eungella	59	56.73	45	43.27	0	104
12 Finch Hatton	128	54.01	109	45.99	0	237
13 Gargett	190	64.85	103	35.15	0	293
14 Gracemere	86	49.43	88	50.57	0	174
15 Homebush	188	64.38	104	35.62	0	292
16 Koumala	298	74.69	101	25.31	0	399
17 Mackay South	77	45.56	92	54.44	0	169
18 Mackay West	108	54.82	89	45.18	0	197
19 Marian	779	53.76	670	46.24	0	1,449
20 Marlborough	44	77.19	13	22.81	0	57
21 Mirani	369	50.76	358	49.24	0	727
22 Mt Morgan	225	34.99	418	65.01	0	643
23 Parkhurst	576	52.27	526	47.73	0	1,102
24 Planlands	331	42.99	439	57.01	0	770
25 Ridgelands	101	74.81	34	25.19	0	135
26 Rockhampton High	102	53.13	90	46.88	0	192
27 Sarina	584	49.20	603	50.80	0	1,187
28 Sarina East	375	53.04	332	46.96	0	707
29 Shinfield	126	57.80	92	42.20	0	218
30 Stanwell	153	64.83	83	35.17	0	236
31 The Caves	287	64.06	161	35.94	0	448
32 Walkerston	909	53.10	803	46.90	0	1,712
33 Westwood	58	65.17	31	34.83	0	89
34 Brisbane CBD All-Districts Centre	0	0.00	5	100.00	0	5
35 Bundaberg All-Districts Centre	0	0.00	0	0.00	0	0
36 Burleigh All-Districts Centre	0	0.00	0	0.00	0	0
37 Cairns All-Districts Centre	1	50.00	1	50.00	0	2
38 East Brisbane All-Districts Centre	1	20.00	4	80.00	0	5
39 Hervey Bay All-Districts Centre	4	44.44	5	55.56	0	9
40 Mackay All-Districts Centre	85	47.75	93	52.25	0	178

2017 State General Election

Two Candidate Preferred Results After Preferences By Booth

55. Mirani						32,764
		ANDREW, Stephen ONP		PEARCE, Jim ALP		Total Exhausted	Total Formal
No.	Polling Booth	Votes	%	Votes	%	Votes	Votes
41	Maroochydore All-Districts Centre	0	0.00	1	100.00	0	1
42	Morayfield All-Districts Centre	0	0.00	0	0.00	0	0
43	Noosa All-Districts Centre	2	100.00	0	0.00	0	2
44	Oodgeroo All-Districts Centre	0	0.00	0	0.00	0	0
45	Redcliffe All-Districts Centre	0	0.00	0	0.00	0	0
46	Southport All-Districts Centre	0	0.00	0	0.00	0	0
47	Telephone Voting	4	100.00	0	0.00	0	4
48	Townsville All-Districts Centre	0	0.00	1	100.00	0	1
49	Vulture Street All-Districts Centre	0	0.00	0	0.00	0	0
50	Woolloongabba All-Districts Centre	0	0.00	0	0.00	0	0
51	Brisbane CBD All-Districts Centre Pre-Poll	3	18.75	13	81.25	0	16
52	Bundaberg All-Districts Centre Pre-Poll	1	16.67	5	83.33	0	6
53	Burleigh All-Districts Centre Pre-Poll	3	50.00	3	50.00	0	6
54	Cairns All-Districts Centre Pre-Poll	1	33.33	2	66.67	0	3
55	Electoral Visit	18	31.03	40	68.97	0	58
56	Hervey Bay All-Districts Centre Pre-poll	4	44.44	5	55.56	0	9
57	Mackay All-Districts Centre Pre-Poll	2,175	55.63	1,735	44.37	0	3,910
58	Maroochydore All-Districts Centre Pre-	2	66.67	1	33.33	0	3
59	Morayfield All-Districts Centre Pre-poll	0	0.00	0	0.00	0	0
60	Noosa All-Districts Centre Pre-Poll	1	50.00	1	50.00	0	2
61	Oodgeroo All-Districts Centre Pre-Poll	0	0.00	1	100.00	0	1
62	Redcliffe All-Districts Centre Pre-Poll	1	50.00	1	50.00	0	2
63	Southport All-Districts Centre Pre-Poll	10	100.00	0	0.00	0	10
64	Telephone Voting - Pre-poll	4	57.14	3	42.86	0	7
65	Townsville All-Districts Centre Pre-Poll	2	25.00	6	75.00	0	8
66	eAssist - Coorparoo Pre-Poll	0	0.00	0	0.00	0	0
67	Mirani Pre-Poll	188	49.87	189	50.13	0	377
68	Sarina Pre-Poll	959	52.69	861	47.31	0	1,820
69	Returning Officer Mirani Pre-Poll	169	35.28	310	64.72	0	479
70	Returning Officer Algester Pre-Poll	0	0.00	0	0.00	0	0
71	Returning Officer Aspley Pre-Poll	1	33.33	2	66.67	0	3
72	Returning Officer Bancroft Pre-Poll	0	0.00	2	100.00	0	2
73	Returning Officer Barron River Pre-Poll	0	0.00	2	100.00	0	2
74	Returning Officer Bonney Pre-Poll	0	0.00	1	100.00	0	1
75	Returning Officer Broadwater Pre-Poll	0	0.00	0	0.00	0	0
76	Returning Officer Buderim Pre-Poll	0	0.00	0	0.00	0	0
77	Returning Officer Bulimba Pre-Poll	0	0.00	0	0.00	0	0
78	Returning Officer Bundaberg Pre-Poll	0	0.00	0	0.00	0	0
79	Returning Officer Bundamba Pre-Poll	1	100.00	0	0.00	0	1
80	Returning Officer Burdekin Pre-Poll	1	100.00	0	0.00	0	1

2017 State General Election

Two Candidate Preferred Results After Preferences By Booth

55. Mirani						32,764
		ANDREW, Stephen ONP		PEARCE, Jim ALP		Total Exhausted	Total Formal
No.	Polling Booth	Votes	%	Votes	%	Votes	Votes
81	Returning Officer Burleigh Pre-Poll	0	0.00	0	0.00	0	0
82	Returning Officer Burnett Pre-Poll	0	0.00	0	0.00	0	0
83	Returning Officer Cairns Pre-Poll	0	0.00	0	0.00	0	0
84	Returning Officer Callide Pre-Poll	0	0.00	0	0.00	0	0
85	Returning Officer Caloundra Pre-Poll	0	0.00	1	100.00	0	1
86	Returning Officer Capalaba Pre-Poll	1	100.00	0	0.00	0	1
87	Returning Officer Chatsworth Pre-Poll	0	0.00	0	0.00	0	0
88	Returning Officer Clayfield Pre-Poll	0	0.00	0	0.00	0	0
89	Returning Officer Condamine Pre-Poll	0	0.00	0	0.00	0	0
90	Returning Officer Cook Pre-Poll	0	0.00	1	100.00	0	1
91	Returning Officer Coomera Pre-Poll	0	0.00	0	0.00	0	0
92	Returning Officer Cooper Pre-Poll	1	33.33	2	66.67	0	3
93	Returning Officer Currumbin Pre-Poll	0	0.00	0	0.00	0	0
94	Returning Officer Everton Pre-Poll	0	0.00	0	0.00	0	0
95	Returning Officer Ferny Grove Pre-Poll	0	0.00	0	0.00	0	0
96	Returning Officer Gaven Pre-Poll	0	0.00	0	0.00	0	0
97	Returning Officer Gladstone Pre-Poll	11	57.89	8	42.11	0	19
98	Returning Officer Glass House Pre-Poll	0	0.00	0	0.00	0	0
99	Returning Officer Greenslopes Pre-Poll	0	0.00	1	100.00	0	1
100	Returning Officer Gregory Pre-Poll	0	0.00	0	0.00	0	0
101	Returning Officer Gympie Pre-Poll	4	80.00	1	20.00	0	5
102	Returning Officer Hervey Bay Pre-Poll	0	0.00	0	0.00	0	0
103	Returning Officer Hill Pre-Poll	0	0.00	0	0.00	0	0
104	Returning Officer Hinchinbrook Pre-Poll	1	50.00	1	50.00	0	2
105	Returning Officer Inala Pre-Poll	0	0.00	0	0.00	0	0
106	Returning Officer Ipswich Pre-Poll	0	0.00	0	0.00	0	0
107	Returning Officer Ipswich West Pre-Poll	0	0.00	0	0.00	0	0
108	Returning Officer Jordan Pre-Poll	1	50.00	1	50.00	0	2
109	Returning Officer Kawana Pre-Poll	0	0.00	0	0.00	0	0
110	Returning Officer Keppel Pre-Poll	29	54.72	24	45.28	0	53
111	Returning Officer Kurwongbah Pre-Poll	1	100.00	0	0.00	0	1
112	Returning Officer Lockyer Pre-Poll	1	100.00	0	0.00	0	1
113	Returning Officer Logan Pre-Poll	1	100.00	0	0.00	0	1
114	Returning Officer Lytton Pre-Poll	1	100.00	0	0.00	0	1
115	Returning Officer Macalister Pre-Poll	0	0.00	0	0.00	0	0
116	Returning Officer Mackay Pre-Poll	0	0.00	0	0.00	0	0
117	Returning Officer Maiwar Pre-Poll	0	0.00	0	0.00	0	0
118	Returning Officer Mansfield Pre-Poll	1	33.33	2	66.67	0	3
119	Returning Officer Maroochydore Pre-Poll	0	0.00	0	0.00	0	0
120	Returning Officer Maryborough Pre-Poll	2	33.33	4	66.67	0	6

2017 State General Election

Two Candidate Preferred Results After Preferences By Booth

55. Mirani						32,764
	ANDREW, Stephen ONP		PEARCE, Jim ALP		Total Exhausted	Total Formal
No. Polling Booth	Votes	%	Votes	%	Votes	Votes
121 Returning Officer Mcconnel Pre-Poll	0	0.00	0	0.00	0	0
122 Returning Officer Mermaid Beach Pre-Poll	0	0.00	0	0.00	0	0
123 Returning Officer Miller Pre-Poll	0	0.00	0	0.00	0	0
124 Returning Officer Moggill Pre-Poll	2	66.67	1	33.33	0	3
125 Returning Officer Morayfield Pre-Poll	0	0.00	0	0.00	0	0
126 Returning Officer Mount Ommaney Pre-	0	0.00	0	0.00	0	0
127 Returning Officer Mudgeeraba Pre-Poll	0	0.00	0	0.00	0	0
128 Returning Officer Mulgrave Pre-Poll	0	0.00	0	0.00	0	0
129 Returning Officer Mundingburra Pre-Poll	0	0.00	0	0.00	0	0
130 Returning Officer Murrumba Pre-Poll	2	100.00	0	0.00	0	2
131 Returning Officer Nanango Pre-Poll	1	100.00	0	0.00	0	1
132 Returning Officer Nicklin Pre-Poll	4	50.00	4	50.00	0	8
133 Returning Officer Ninderry Pre-Poll	0	0.00	0	0.00	0	0
134 Returning Officer Noosa Pre-Poll	0	0.00	0	0.00	0	0
135 Returning Officer Nudgee Pre-Poll	0	0.00	0	0.00	0	0
136 Returning Officer Oodgeroo Pre-Poll	0	0.00	0	0.00	0	0
137 Returning Officer Pine Rivers Pre-Poll	1	100.00	0	0.00	0	1
138 Returning Officer Pumicestone Pre-Poll	1	100.00	0	0.00	0	1
139 Returning Officer Redcliffe Pre-Poll	0	0.00	0	0.00	0	0
140 Returning Officer Redlands Pre-Poll	0	0.00	0	0.00	0	0
141 Returning Officer Rockhampton Pre-Poll	872	57.52	644	42.48	0	1,516
142 Returning Officer Sandgate Pre-Poll	0	0.00	1	100.00	0	1
143 Returning Officer Scenic Rim Pre-Poll	2	100.00	0	0.00	0	2
144 Returning Officer South Brisbane Pre-Poll	0	0.00	0	0.00	0	0
145 Returning Officer Southern Downs Pre-	2	33.33	4	66.67	0	6
146 Returning Officer Southport Pre-Poll	0	0.00	0	0.00	0	0
147 Returning Officer Springwood Pre-Poll	3	100.00	0	0.00	0	3
148 Returning Officer Stafford Pre-Poll	0	0.00	0	0.00	0	0
149 Returning Officer Stretton Pre-Poll	1	100.00	0	0.00	0	1
150 Returning Officer Surfers Paradise Pre-	0	0.00	0	0.00	0	0
151 Returning Officer Theodore Pre-Poll	0	0.00	0	0.00	0	0
152 Returning Officer Thuringowa Pre-Poll	0	0.00	0	0.00	0	0
153 Returning Officer Toohey Pre-Poll	0	0.00	0	0.00	0	0
154 Returning Officer Toowoomba North Pre-	3	75.00	1	25.00	0	4
155 Returning Officer Toowoomba South Pre-	2	100.00	0	0.00	0	2
156 Returning Officer Townsville Pre-Poll	0	0.00	0	0.00	0	0
157 Returning Officer Traeger Pre-Poll	4	80.00	1	20.00	0	5
158 Returning Officer Warrego Pre-Poll	0	0.00	0	0.00	0	0
159 Returning Officer Waterford Pre-Poll	0	0.00	0	0.00	0	0
160 Returning Officer Whitsunday Pre-Poll	6	100.00	0	0.00	0	6

2017 State General Election

Two Candidate Preferred Results After Preferences By Booth

55. Mirani						32,764
		ANDREW, Stephen ONP		PEARCE, Jim ALP		Total Exhausted	Total Formal
No.	Polling Booth	Votes	%	Votes	%	Votes	Votes
161	Returning Officer Woodridge Pre-Poll	0	0.00	0	0.00	0	0
	Polling Booth Totals	**13,015**	**53.98**	**11,094**	**46.02**	**0**	**24,109**
301	Postal, Special Postal, Unenrolled Votes	1,791	63.04	1,050	36.96	0	2,841
302	Pre-Poll (In Person) Absent Votes	114	49.57	116	50.43	0	230
303	Polling Day Absent Votes	814	53.84	698	46.16	0	1,512
305	Declared Institution Votes	21	42.00	29	58.00	0	50
306	Polling Day Declaration Votes	46	54.76	38	45.24	0	84
308	Uncertain Identity	0	0.00	0	0.00	0	0
	Declaration Vote Totals	**2,786**	**59.06**	**1,931**	**40.94**	**0**	**4,717**
	Total Final Preference Votes	**15,801**	**54.82**	**13,025**	**45.18**	**0**	**28,826**

2017 State General Election

Two Candidate Preferred Results After Preferences By Booth

56. Moggill						34,904
		ROWAN, Christian LNP		JONES, Evan ALP		Total Exhausted	Total Formal
No.	Polling Booth	Votes	%	Votes	%	Votes	Votes
1	Bellbowrie	713	60.17	472	39.83	0	1,185
2	Brookfield	1,122	65.54	590	34.46	0	1,712
3	Chapel Hill	1,176	53.65	1,016	46.35	0	2,192
4	Chapel Hill South	793	52.83	708	47.17	0	1,501
5	Indooroopilly	111	44.05	141	55.95	0	252
6	Indooroopilly West	495	46.05	580	53.95	0	1,075
7	Kenmore	1,022	52.46	926	47.54	0	1,948
8	Kenmore South	967	49.82	974	50.18	0	1,941
9	Moggill	1,645	48.03	1,780	51.97	0	3,425
10	Mount Crosby	1,045	45.93	1,230	54.07	0	2,275
11	Pullenvale	848	61.40	533	38.60	0	1,381
12	Upper Brookfield	216	51.92	200	48.08	0	416
13	Brisbane CBD All-Districts Centre	21	38.18	34	61.82	0	55
14	Bundaberg All-Districts Centre	0	0.00	1	100.00	0	1
15	Burleigh All-Districts Centre	2	50.00	2	50.00	0	4
16	Cairns All-Districts Centre	6	100.00	0	0.00	0	6
17	East Brisbane All-Districts Centre	14	73.68	5	26.32	0	19
18	Hervey Bay All-Districts Centre	2	100.00	0	0.00	0	2
19	Mackay All-Districts Centre	0	0.00	1	100.00	0	1
20	Maroochydore All-Districts Centre	3	42.86	4	57.14	0	7
21	Morayfield All-Districts Centre	0	0.00	0	0.00	0	0
22	Noosa All-Districts Centre	2	40.00	3	60.00	0	5
23	Oodgeroo All-Districts Centre	0	0.00	0	0.00	0	0
24	Redcliffe All-Districts Centre	0	0.00	0	0.00	0	0
25	Southport All-Districts Centre	7	63.64	4	36.36	0	11
26	Telephone Voting	0	0.00	5	100.00	0	5
27	Townsville All-Districts Centre	1	100.00	0	0.00	0	1
28	Vulture Street All-Districts Centre	2	50.00	2	50.00	0	4
29	Woolloongabba All-Districts Centre	2	40.00	3	60.00	0	5
30	Brisbane CBD All-Districts Centre Pre-Poll	429	51.94	397	48.06	0	826
31	Bundaberg All-Districts Centre Pre-Poll	3	100.00	0	0.00	0	3
32	Burleigh All-Districts Centre Pre-Poll	7	63.64	4	36.36	0	11
33	Cairns All-Districts Centre Pre-Poll	0	0.00	6	100.00	0	6
34	Electoral Visit	80	64.52	44	35.48	0	124
35	Hervey Bay All-Districts Centre Pre-poll	1	50.00	1	50.00	0	2
36	Mackay All-Districts Centre Pre-Poll	0	0.00	3	100.00	0	3
37	Maroochydore All-Districts Centre Pre-	14	77.78	4	22.22	0	18
38	Morayfield All-Districts Centre Pre-poll	1	50.00	1	50.00	0	2
39	Noosa All-Districts Centre Pre-Poll	10	50.00	10	50.00	0	20
40	Oodgeroo All-Districts Centre Pre-Poll	1	100.00	0	0.00	0	1

2017 State General Election

Two Candidate Preferred Results After Preferences By Booth

56. Moggill						34,904
	ROWAN, Christian LNP		JONES, Evan ALP		Total Exhausted	Total Formal
No. Polling Booth	Votes	%	Votes	%	Votes	Votes
41 Redcliffe All-Districts Centre Pre-Poll	2	100.00	0	0.00	0	2
42 Southport All-Districts Centre Pre-Poll	7	63.64	4	36.36	0	11
43 Telephone Voting - Pre-poll	3	42.86	4	57.14	0	7
44 Townsville All-Districts Centre Pre-Poll	1	20.00	4	80.00	0	5
45 eAssist - Coorparoo Pre-Poll	4	100.00	0	0.00	0	4
46 Returning Officer Moggill Pre-Poll	2,888	63.08	1,690	36.92	0	4,578
47 Returning Officer Algester Pre-Poll	0	0.00	0	0.00	0	0
48 Returning Officer Aspley Pre-Poll	2	100.00	0	0.00	0	2
49 Returning Officer Bancroft Pre-Poll	0	0.00	0	0.00	0	0
50 Returning Officer Barron River Pre-Poll	0	0.00	0	0.00	0	0
51 Returning Officer Bonney Pre-Poll	0	0.00	0	0.00	0	0
52 Returning Officer Broadwater Pre-Poll	0	0.00	0	0.00	0	0
53 Returning Officer Buderim Pre-Poll	0	0.00	0	0.00	0	0
54 Returning Officer Bulimba Pre-Poll	6	85.71	1	14.29	0	7
55 Returning Officer Bundaberg Pre-Poll	0	0.00	0	0.00	0	0
56 Returning Officer Bundamba Pre-Poll	22	44.90	27	55.10	0	49
57 Returning Officer Burdekin Pre-Poll	0	0.00	0	0.00	0	0
58 Returning Officer Burleigh Pre-Poll	7	63.64	4	36.36	0	11
59 Returning Officer Burnett Pre-Poll	0	0.00	0	0.00	0	0
60 Returning Officer Cairns Pre-Poll	0	0.00	0	0.00	0	0
61 Returning Officer Callide Pre-Poll	0	0.00	0	0.00	0	0
62 Returning Officer Caloundra Pre-Poll	2	100.00	0	0.00	0	2
63 Returning Officer Capalaba Pre-Poll	1	100.00	0	0.00	0	1
64 Returning Officer Chatsworth Pre-Poll	1	100.00	0	0.00	0	1
65 Returning Officer Clayfield Pre-Poll	5	55.56	4	44.44	0	9
66 Returning Officer Condamine Pre-Poll	0	0.00	0	0.00	0	0
67 Returning Officer Cook Pre-Poll	0	0.00	1	100.00	0	1
68 Returning Officer Coomera Pre-Poll	0	0.00	0	0.00	0	0
69 Returning Officer Cooper Pre-Poll	9	36.00	16	64.00	0	25
70 Returning Officer Currumbin Pre-Poll	1	33.33	2	66.67	0	3
71 Returning Officer Everton Pre-Poll	1	100.00	0	0.00	0	1
72 Returning Officer Ferny Grove Pre-Poll	2	100.00	0	0.00	0	2
73 Returning Officer Gaven Pre-Poll	1	100.00	0	0.00	0	1
74 Returning Officer Gladstone Pre-Poll	2	50.00	2	50.00	0	4
75 Returning Officer Glass House Pre-Poll	0	0.00	0	0.00	0	0
76 Returning Officer Greenslopes Pre-Poll	3	100.00	0	0.00	0	3
77 Returning Officer Gregory Pre-Poll	1	100.00	0	0.00	0	1
78 Returning Officer Gympie Pre-Poll	0	0.00	0	0.00	0	0
79 Returning Officer Hervey Bay Pre-Poll	1	50.00	1	50.00	0	2
80 Returning Officer Hill Pre-Poll	1	100.00	0	0.00	0	1

2017 State General Election

Two Candidate Preferred Results After Preferences By Booth

56. Moggill						34,904
		ROWAN, Christian LNP		JONES, Evan ALP		Total Exhausted	Total Formal
No.	Polling Booth	Votes	%	Votes	%	Votes	Votes
81	Returning Officer Hinchinbrook Pre-Poll	1	100.00	0	0.00	0	1
82	Returning Officer Inala Pre-Poll	18	62.07	11	37.93	0	29
83	Returning Officer Ipswich Pre-Poll	73	55.30	59	44.70	0	132
84	Returning Officer Ipswich West Pre-Poll	0	0.00	0	0.00	0	0
85	Returning Officer Jordan Pre-Poll	6	50.00	6	50.00	0	12
86	Returning Officer Kawana Pre-Poll	2	66.67	1	33.33	0	3
87	Returning Officer Keppel Pre-Poll	0	0.00	2	100.00	0	2
88	Returning Officer Kurwongbah Pre-Poll	0	0.00	1	100.00	0	1
89	Returning Officer Lockyer Pre-Poll	1	100.00	0	0.00	0	1
90	Returning Officer Logan Pre-Poll	1	33.33	2	66.67	0	3
91	Returning Officer Lytton Pre-Poll	1	50.00	1	50.00	0	2
92	Returning Officer Macalister Pre-Poll	0	0.00	0	0.00	0	0
93	Returning Officer Mackay Pre-Poll	0	0.00	0	0.00	0	0
94	Returning Officer Maiwar Pre-Poll	134	55.14	109	44.86	0	243
95	Returning Officer Mansfield Pre-Poll	3	42.86	4	57.14	0	7
96	Returning Officer Maroochydore Pre-Poll	0	0.00	0	0.00	0	0
97	Returning Officer Maryborough Pre-Poll	1	100.00	0	0.00	0	1
98	Returning Officer Mcconnel Pre-Poll	4	57.14	3	42.86	0	7
99	Returning Officer Mermaid Beach Pre-Poll	0	0.00	1	100.00	0	1
100	Returning Officer Miller Pre-Poll	15	71.43	6	28.57	0	21
101	Returning Officer Mirani Pre-Poll	0	0.00	0	0.00	0	0
102	Returning Officer Morayfield Pre-Poll	0	0.00	0	0.00	0	0
103	Returning Officer Mount Ommaney Pre-	30	61.22	19	38.78	0	49
104	Returning Officer Mudgeeraba Pre-Poll	0	0.00	0	0.00	0	0
105	Returning Officer Mulgrave Pre-Poll	0	0.00	0	0.00	0	0
106	Returning Officer Mundingburra Pre-Poll	0	0.00	0	0.00	0	0
107	Returning Officer Murrumba Pre-Poll	1	33.33	2	66.67	0	3
108	Returning Officer Nanango Pre-Poll	0	0.00	0	0.00	0	0
109	Returning Officer Nicklin Pre-Poll	0	0.00	1	100.00	0	1
110	Returning Officer Ninderry Pre-Poll	0	0.00	0	0.00	0	0
111	Returning Officer Noosa Pre-Poll	0	0.00	0	0.00	0	0
112	Returning Officer Nudgee Pre-Poll	1	33.33	2	66.67	0	3
113	Returning Officer Oodgeroo Pre-Poll	1	100.00	0	0.00	0	1
114	Returning Officer Pine Rivers Pre-Poll	1	100.00	0	0.00	0	1
115	Returning Officer Pumicestone Pre-Poll	0	0.00	0	0.00	0	0
116	Returning Officer Redcliffe Pre-Poll	0	0.00	0	0.00	0	0
117	Returning Officer Redlands Pre-Poll	0	0.00	1	100.00	0	1
118	Returning Officer Rockhampton Pre-Poll	0	0.00	1	100.00	0	1
119	Returning Officer Sandgate Pre-Poll	1	50.00	1	50.00	0	2
120	Returning Officer Scenic Rim Pre-Poll	0	0.00	0	0.00	0	0

2017 State General Election

Two Candidate Preferred Results After Preferences By Booth

56. Moggill						34,904
		ROWAN, Christian LNP		JONES, Evan ALP		Total Exhausted	Total Formal
No.	Polling Booth	Votes	%	Votes	%	Votes	Votes
121	Returning Officer South Brisbane Pre-Poll	5	62.50	3	37.50	0	8
122	Returning Officer Southern Downs Pre-	0	0.00	3	100.00	0	3
123	Returning Officer Southport Pre-Poll	0	0.00	0	0.00	0	0
124	Returning Officer Springwood Pre-Poll	3	42.86	4	57.14	0	7
125	Returning Officer Stafford Pre-Poll	2	66.67	1	33.33	0	3
126	Returning Officer Stretton Pre-Poll	0	0.00	1	100.00	0	1
127	Returning Officer Surfers Paradise Pre-	1	100.00	0	0.00	0	1
128	Returning Officer Theodore Pre-Poll	0	0.00	0	0.00	0	0
129	Returning Officer Thuringowa Pre-Poll	0	0.00	0	0.00	0	0
130	Returning Officer Toohey Pre-Poll	5	100.00	0	0.00	0	5
131	Returning Officer Toowoomba North Pre-	2	66.67	1	33.33	0	3
132	Returning Officer Toowoomba South Pre-	0	0.00	1	100.00	0	1
133	Returning Officer Townsville Pre-Poll	0	0.00	0	0.00	0	0
134	Returning Officer Traeger Pre-Poll	2	66.67	1	33.33	0	3
135	Returning Officer Warrego Pre-Poll	1	50.00	1	50.00	0	2
136	Returning Officer Waterford Pre-Poll	0	0.00	0	0.00	0	0
137	Returning Officer Whitsunday Pre-Poll	0	0.00	0	0.00	0	0
138	Returning Officer Woodridge Pre-Poll	0	0.00	3	100.00	0	3
	Polling Booth Totals	**14,050**	**54.57**	**11,696**	**45.43**	**0**	**25,746**
301	Postal, Special Postal, Unenrolled Votes	2,088	60.70	1,352	39.30	0	3,440
302	Pre-Poll (In Person) Absent Votes	67	57.26	50	42.74	0	117
303	Polling Day Absent Votes	786	50.00	786	50.00	0	1,572
305	Declared Institution Votes	27	51.92	25	48.08	0	52
306	Polling Day Declaration Votes	37	57.81	27	42.19	0	64
308	Uncertain Identity	0	0.00	0	0.00	0	0
	Declaration Vote Totals	**3,005**	**57.29**	**2,240**	**42.71**	**0**	**5,245**
	Total Final Preference Votes	**17,055**	**55.03**	**13,936**	**44.97**	**0**	**30,991**

2017 State General Election

Two Candidate Preferred Results After Preferences By Booth

57. Morayfield						34,615
		RYAN, Mark ALP		HANSEN, Rodney ONP		Total Exhausted	Total Formal
No.	Polling Booth	Votes	%	Votes	%	Votes	Votes
1	Burpengary	152	61.29	96	38.71	0	248
2	Burpengary Meadows	914	57.27	682	42.73	0	1,596
3	Burpengary North	165	62.50	99	37.50	0	264
4	Burpengary South	37	69.81	16	30.19	0	53
5	Caboolture	1,155	62.81	684	37.19	0	1,839
6	Caboolture East	1,046	64.41	578	35.59	0	1,624
7	Caboolture West	1,079	58.80	756	41.20	0	1,835
8	Morayfield	1,458	61.83	900	38.17	0	2,358
9	Morayfield East	1,328	60.23	877	39.77	0	2,205
10	Morayfield West	1,167	60.94	748	39.06	0	1,915
11	Narangba Valley	63	62.38	38	37.62	0	101
12	Wamuran	64	53.33	56	46.67	0	120
13	Brisbane CBD All-Districts Centre	12	92.31	1	7.69	0	13
14	Bundaberg All-Districts Centre	0	0.00	0	0.00	0	0
15	Burleigh All-Districts Centre	0	0.00	0	0.00	0	0
16	Cairns All-Districts Centre	0	0.00	1	100.00	0	1
17	East Brisbane All-Districts Centre	1	33.33	2	66.67	0	3
18	Hervey Bay All-Districts Centre	0	0.00	0	0.00	0	0
19	Mackay All-Districts Centre	0	0.00	0	0.00	0	0
20	Maroochydore All-Districts Centre	4	80.00	1	20.00	0	5
21	Morayfield All-Districts Centre	201	62.23	122	37.77	0	323
22	Noosa All-Districts Centre	0	0.00	0	0.00	0	0
23	Oodgeroo All-Districts Centre	0	0.00	0	0.00	0	0
24	Redcliffe All-Districts Centre	1	25.00	3	75.00	0	4
25	Southport All-Districts Centre	0	0.00	0	0.00	0	0
26	Telephone Voting	2	100.00	0	0.00	0	2
27	Townsville All-Districts Centre	0	0.00	0	0.00	0	0
28	Vulture Street All-Districts Centre	1	100.00	0	0.00	0	1
29	Woolloongabba All-Districts Centre	0	0.00	0	0.00	0	0
30	Brisbane CBD All-Districts Centre Pre-Poll	83	74.77	28	25.23	0	111
31	Bundaberg All-Districts Centre Pre-Poll	5	62.50	3	37.50	0	8
32	Burleigh All-Districts Centre Pre-Poll	1	100.00	0	0.00	0	1
33	Cairns All-Districts Centre Pre-Poll	2	40.00	3	60.00	0	5
34	Electoral Visit	273	59.22	188	40.78	0	461
35	Hervey Bay All-Districts Centre Pre-poll	4	57.14	3	42.86	0	7
36	Mackay All-Districts Centre Pre-Poll	1	50.00	1	50.00	0	2
37	Maroochydore All-Districts Centre Pre-	7	70.00	3	30.00	0	10
38	Morayfield All-Districts Centre Pre-poll	4,391	55.99	3,452	44.01	0	7,843
39	Noosa All-Districts Centre Pre-Poll	0	0.00	1	100.00	0	1
40	Oodgeroo All-Districts Centre Pre-Poll	2	100.00	0	0.00	0	2

2017 State General Election

Two Candidate Preferred Results After Preferences By Booth

57. Morayfield						34,615
	RYAN, Mark ALP		HANSEN, Rodney ONP		Total Exhausted	Total Formal
No. Polling Booth	Votes	%	Votes	%	Votes	Votes
41 Redcliffe All-Districts Centre Pre-Poll	35	64.81	19	35.19	0	54
42 Southport All-Districts Centre Pre-Poll	1	100.00	0	0.00	0	1
43 Telephone Voting - Pre-poll	2	40.00	3	60.00	0	5
44 Townsville All-Districts Centre Pre-Poll	5	71.43	2	28.57	0	7
45 eAssist - Coorparoo Pre-Poll	0	0.00	0	0.00	0	0
46 Returning Officer Morayfield Pre-Poll	0	0.00	0	0.00	0	0
47 Returning Officer Algester Pre-Poll	0	0.00	0	0.00	0	0
48 Returning Officer Aspley Pre-Poll	4	50.00	4	50.00	0	8
49 Returning Officer Bancroft Pre-Poll	14	56.00	11	44.00	0	25
50 Returning Officer Barron River Pre-Poll	0	0.00	0	0.00	0	0
51 Returning Officer Bonney Pre-Poll	0	0.00	0	0.00	0	0
52 Returning Officer Broadwater Pre-Poll	0	0.00	1	100.00	0	1
53 Returning Officer Buderim Pre-Poll	3	75.00	1	25.00	0	4
54 Returning Officer Bulimba Pre-Poll	0	0.00	0	0.00	0	0
55 Returning Officer Bundaberg Pre-Poll	0	0.00	0	0.00	0	0
56 Returning Officer Bundamba Pre-Poll	1	100.00	0	0.00	0	1
57 Returning Officer Burdekin Pre-Poll	0	0.00	0	0.00	0	0
58 Returning Officer Burleigh Pre-Poll	0	0.00	0	0.00	0	0
59 Returning Officer Burnett Pre-Poll	0	0.00	0	0.00	0	0
60 Returning Officer Cairns Pre-Poll	0	0.00	0	0.00	0	0
61 Returning Officer Callide Pre-Poll	0	0.00	0	0.00	0	0
62 Returning Officer Caloundra Pre-Poll	6	60.00	4	40.00	0	10
63 Returning Officer Capalaba Pre-Poll	2	66.67	1	33.33	0	3
64 Returning Officer Chatsworth Pre-Poll	1	100.00	0	0.00	0	1
65 Returning Officer Clayfield Pre-Poll	3	60.00	2	40.00	0	5
66 Returning Officer Condamine Pre-Poll	0	0.00	0	0.00	0	0
67 Returning Officer Cook Pre-Poll	0	0.00	0	0.00	0	0
68 Returning Officer Coomera Pre-Poll	0	0.00	0	0.00	0	0
69 Returning Officer Cooper Pre-Poll	1	50.00	1	50.00	0	2
70 Returning Officer Currumbin Pre-Poll	0	0.00	1	100.00	0	1
71 Returning Officer Everton Pre-Poll	0	0.00	2	100.00	0	2
72 Returning Officer Ferny Grove Pre-Poll	1	100.00	0	0.00	0	1
73 Returning Officer Gaven Pre-Poll	0	0.00	0	0.00	0	0
74 Returning Officer Gladstone Pre-Poll	1	50.00	1	50.00	0	2
75 Returning Officer Glass House Pre-Poll	3	50.00	3	50.00	0	6
76 Returning Officer Greenslopes Pre-Poll	3	100.00	0	0.00	0	3
77 Returning Officer Gregory Pre-Poll	0	0.00	0	0.00	0	0
78 Returning Officer Gympie Pre-Poll	2	100.00	0	0.00	0	2
79 Returning Officer Hervey Bay Pre-Poll	0	0.00	0	0.00	0	0
80 Returning Officer Hill Pre-Poll	0	0.00	0	0.00	0	0

2017 State General Election

Two Candidate Preferred Results After Preferences By Booth

57. Morayfield						34,615
		RYAN, Mark ALP		HANSEN, Rodney ONP		Total Exhausted	Total Formal
No.	Polling Booth	Votes	%	Votes	%	Votes	Votes
81	Returning Officer Hinchinbrook Pre-Poll	0	0.00	0	0.00	0	0
82	Returning Officer Inala Pre-Poll	0	0.00	1	100.00	0	1
83	Returning Officer Ipswich Pre-Poll	1	100.00	0	0.00	0	1
84	Returning Officer Ipswich West Pre-Poll	0	0.00	0	0.00	0	0
85	Returning Officer Jordan Pre-Poll	1	100.00	0	0.00	0	1
86	Returning Officer Kawana Pre-Poll	1	33.33	2	66.67	0	3
87	Returning Officer Keppel Pre-Poll	3	50.00	3	50.00	0	6
88	Returning Officer Kurwongbah Pre-Poll	334	52.68	300	47.32	0	634
89	Returning Officer Lockyer Pre-Poll	0	0.00	1	100.00	0	1
90	Returning Officer Logan Pre-Poll	1	100.00	0	0.00	0	1
91	Returning Officer Lytton Pre-Poll	1	50.00	1	50.00	0	2
92	Returning Officer Macalister Pre-Poll	0	0.00	0	0.00	0	0
93	Returning Officer Mackay Pre-Poll	0	0.00	0	0.00	0	0
94	Returning Officer Maiwar Pre-Poll	0	0.00	0	0.00	0	0
95	Returning Officer Mansfield Pre-Poll	0	0.00	0	0.00	0	0
96	Returning Officer Maroochydore Pre-Poll	0	0.00	0	0.00	0	0
97	Returning Officer Maryborough Pre-Poll	1	50.00	1	50.00	0	2
98	Returning Officer Mcconnel Pre-Poll	0	0.00	2	100.00	0	2
99	Returning Officer Mermaid Beach Pre-Poll	0	0.00	1	100.00	0	1
100	Returning Officer Miller Pre-Poll	0	0.00	0	0.00	0	0
101	Returning Officer Mirani Pre-Poll	1	100.00	0	0.00	0	1
102	Returning Officer Moggill Pre-Poll	0	0.00	0	0.00	0	0
103	Returning Officer Mount Ommaney Pre-	1	100.00	0	0.00	0	1
104	Returning Officer Mudgeeraba Pre-Poll	0	0.00	0	0.00	0	0
105	Returning Officer Mulgrave Pre-Poll	0	0.00	0	0.00	0	0
106	Returning Officer Mundingburra Pre-Poll	0	0.00	0	0.00	0	0
107	Returning Officer Murrumba Pre-Poll	23	63.89	13	36.11	0	36
108	Returning Officer Nanango Pre-Poll	0	0.00	1	100.00	0	1
109	Returning Officer Nicklin Pre-Poll	3	75.00	1	25.00	0	4
110	Returning Officer Ninderry Pre-Poll	0	0.00	0	0.00	0	0
111	Returning Officer Noosa Pre-Poll	0	0.00	0	0.00	0	0
112	Returning Officer Nudgee Pre-Poll	3	37.50	5	62.50	0	8
113	Returning Officer Oodgeroo Pre-Poll	0	0.00	0	0.00	0	0
114	Returning Officer Pine Rivers Pre-Poll	19	61.29	12	38.71	0	31
115	Returning Officer Pumicestone Pre-Poll	392	55.13	319	44.87	0	711
116	Returning Officer Redcliffe Pre-Poll	0	0.00	0	0.00	0	0
117	Returning Officer Redlands Pre-Poll	3	75.00	1	25.00	0	4
118	Returning Officer Rockhampton Pre-Poll	0	0.00	1	100.00	0	1
119	Returning Officer Sandgate Pre-Poll	8	53.33	7	46.67	0	15
120	Returning Officer Scenic Rim Pre-Poll	0	0.00	2	100.00	0	2

2017 State General Election

Two Candidate Preferred Results After Preferences By Booth

57. Morayfield						34,615
		RYAN, Mark ALP		HANSEN, Rodney ONP		Total Exhausted	Total Formal
No.	Polling Booth	Votes	%	Votes	%	Votes	Votes
121	Returning Officer South Brisbane Pre-Poll	3	100.00	0	0.00	0	3
122	Returning Officer Southern Downs Pre-	1	100.00	0	0.00	0	1
123	Returning Officer Southport Pre-Poll	0	0.00	0	0.00	0	0
124	Returning Officer Springwood Pre-Poll	0	0.00	2	100.00	0	2
125	Returning Officer Stafford Pre-Poll	5	71.43	2	28.57	0	7
126	Returning Officer Stretton Pre-Poll	0	0.00	0	0.00	0	0
127	Returning Officer Surfers Paradise Pre-	1	100.00	0	0.00	0	1
128	Returning Officer Theodore Pre-Poll	0	0.00	0	0.00	0	0
129	Returning Officer Thuringowa Pre-Poll	0	0.00	0	0.00	0	0
130	Returning Officer Toohey Pre-Poll	0	0.00	0	0.00	0	0
131	Returning Officer Toowoomba North Pre-	0	0.00	2	100.00	0	2
132	Returning Officer Toowoomba South Pre-	1	33.33	2	66.67	0	3
133	Returning Officer Townsville Pre-Poll	0	0.00	0	0.00	0	0
134	Returning Officer Traeger Pre-Poll	3	100.00	0	0.00	0	3
135	Returning Officer Warrego Pre-Poll	0	0.00	0	0.00	0	0
136	Returning Officer Waterford Pre-Poll	0	0.00	0	0.00	0	0
137	Returning Officer Whitsunday Pre-Poll	0	0.00	0	0.00	0	0
138	Returning Officer Woodridge Pre-Poll	2	66.67	1	33.33	0	3
	Polling Booth Totals	**14,519**	**59.02**	**10,081**	**40.98**	**0**	**24,600**
301	Postal, Special Postal, Unenrolled Votes	1,306	55.32	1,055	44.68	0	2,361
302	Pre-Poll (In Person) Absent Votes	51	62.96	30	37.04	0	81
303	Polling Day Absent Votes	813	59.21	560	40.79	0	1,373
305	Declared Institution Votes	21	55.26	17	44.74	0	38
306	Polling Day Declaration Votes	104	58.10	75	41.90	0	179
308	Uncertain Identity	0	0.00	0	0.00	0	0
	Declaration Vote Totals	**2,295**	**56.92**	**1,737**	**43.08**	**0**	**4,032**
	Total Final Preference Votes	**16,814**	**58.72**	**11,818**	**41.28**	**0**	**28,632**

2017 State General Election

Two Candidate Preferred Results After Preferences By Booth

58. Mount Ommaney						35,305
		PUGH, Jess ALP		SMITH, Tarnya LNP		Total Exhausted	Total Formal
No.	Polling Booth	Votes	%	Votes	%	Votes	Votes
1	Corinda	1,018	60.06	677	39.94	0	1,695
2	Corinda South	724	63.45	417	36.55	0	1,141
3	Darra	957	68.36	443	31.64	0	1,400
4	Jamboree Heights	1,739	57.32	1,295	42.68	0	3,034
5	Jindalee	943	56.67	721	43.33	0	1,664
6	Jindalee South	587	51.49	553	48.51	0	1,140
7	Middle Park	1,788	60.39	1,173	39.61	0	2,961
8	Oxley	1,237	65.24	659	34.76	0	1,896
9	Oxley South	381	63.61	218	36.39	0	599
10	Seventeen Mile Rocks	1,363	56.02	1,070	43.98	0	2,433
11	Sinnamon	489	48.27	524	51.73	0	1,013
12	Brisbane CBD All-Districts Centre	31	65.96	16	34.04	0	47
13	Bundaberg All-Districts Centre	0	0.00	0	0.00	0	0
14	Burleigh All-Districts Centre	1	25.00	3	75.00	0	4
15	Cairns All-Districts Centre	0	0.00	0	0.00	0	0
16	East Brisbane All-Districts Centre	8	72.73	3	27.27	0	11
17	Hervey Bay All-Districts Centre	0	0.00	1	100.00	0	1
18	Mackay All-Districts Centre	2	100.00	0	0.00	0	2
19	Maroochydore All-Districts Centre	0	0.00	2	100.00	0	2
20	Morayfield All-Districts Centre	0	0.00	0	0.00	0	0
21	Noosa All-Districts Centre	2	40.00	3	60.00	0	5
22	Oodgeroo All-Districts Centre	1	100.00	0	0.00	0	1
23	Redcliffe All-Districts Centre	0	0.00	0	0.00	0	0
24	Southport All-Districts Centre	0	0.00	1	100.00	0	1
25	Telephone Voting	3	60.00	2	40.00	0	5
26	Townsville All-Districts Centre	0	0.00	0	0.00	0	0
27	Vulture Street All-Districts Centre	4	80.00	1	20.00	0	5
28	Woolloongabba All-Districts Centre	6	75.00	2	25.00	0	8
29	Brisbane CBD All-Districts Centre Pre-Poll	418	59.63	283	40.37	0	701
30	Bundaberg All-Districts Centre Pre-Poll	2	66.67	1	33.33	0	3
31	Burleigh All-Districts Centre Pre-Poll	2	100.00	0	0.00	0	2
32	Cairns All-Districts Centre Pre-Poll	3	60.00	2	40.00	0	5
33	Electoral Visit	39	32.23	82	67.77	0	121
34	Hervey Bay All-Districts Centre Pre-poll	2	50.00	2	50.00	0	4
35	Mackay All-Districts Centre Pre-Poll	0	0.00	2	100.00	0	2
36	Maroochydore All-Districts Centre Pre-	1	25.00	3	75.00	0	4
37	Morayfield All-Districts Centre Pre-poll	2	100.00	0	0.00	0	2
38	Noosa All-Districts Centre Pre-Poll	4	36.36	7	63.64	0	11
39	Oodgeroo All-Districts Centre Pre-Poll	2	66.67	1	33.33	0	3
40	Redcliffe All-Districts Centre Pre-Poll	3	75.00	1	25.00	0	4

2017 State General Election

Two Candidate Preferred Results After Preferences By Booth

58. Mount Ommaney						35,305
		PUGH, Jess ALP		SMITH, Tarnya LNP		Total Exhausted	Total Formal
No.	Polling Booth	Votes	%	Votes	%	Votes	Votes
41	Southport All-Districts Centre Pre-Poll	2	22.22	7	77.78	0	9
42	Telephone Voting - Pre-poll	4	66.67	2	33.33	0	6
43	Townsville All-Districts Centre Pre-Poll	6	50.00	6	50.00	0	12
44	eAssist - Coorparoo Pre-Poll	3	100.00	0	0.00	0	3
45	Returning Officer Mount Ommaney Pre-	2,826	47.89	3,075	52.11	0	5,901
46	Returning Officer Algester Pre-Poll	0	0.00	0	0.00	0	0
47	Returning Officer Aspley Pre-Poll	2	50.00	2	50.00	0	4
48	Returning Officer Bancroft Pre-Poll	0	0.00	1	100.00	0	1
49	Returning Officer Barron River Pre-Poll	1	100.00	0	0.00	0	1
50	Returning Officer Bonney Pre-Poll	0	0.00	0	0.00	0	0
51	Returning Officer Broadwater Pre-Poll	1	100.00	0	0.00	0	1
52	Returning Officer Buderim Pre-Poll	0	0.00	2	100.00	0	2
53	Returning Officer Bulimba Pre-Poll	1	33.33	2	66.67	0	3
54	Returning Officer Bundaberg Pre-Poll	0	0.00	0	0.00	0	0
55	Returning Officer Bundamba Pre-Poll	6	46.15	7	53.85	0	13
56	Returning Officer Burdekin Pre-Poll	0	0.00	0	0.00	0	0
57	Returning Officer Burleigh Pre-Poll	0	0.00	0	0.00	0	0
58	Returning Officer Burnett Pre-Poll	0	0.00	0	0.00	0	0
59	Returning Officer Cairns Pre-Poll	0	0.00	0	0.00	0	0
60	Returning Officer Callide Pre-Poll	0	0.00	0	0.00	0	0
61	Returning Officer Caloundra Pre-Poll	1	20.00	4	80.00	0	5
62	Returning Officer Capalaba Pre-Poll	1	33.33	2	66.67	0	3
63	Returning Officer Chatsworth Pre-Poll	1	33.33	2	66.67	0	3
64	Returning Officer Clayfield Pre-Poll	2	22.22	7	77.78	0	9
65	Returning Officer Condamine Pre-Poll	0	0.00	0	0.00	0	0
66	Returning Officer Cook Pre-Poll	0	0.00	0	0.00	0	0
67	Returning Officer Coomera Pre-Poll	0	0.00	0	0.00	0	0
68	Returning Officer Cooper Pre-Poll	11	50.00	11	50.00	0	22
69	Returning Officer Currumbin Pre-Poll	0	0.00	1	100.00	0	1
70	Returning Officer Everton Pre-Poll	1	50.00	1	50.00	0	2
71	Returning Officer Ferny Grove Pre-Poll	0	0.00	0	0.00	0	0
72	Returning Officer Gaven Pre-Poll	0	0.00	1	100.00	0	1
73	Returning Officer Gladstone Pre-Poll	1	100.00	0	0.00	0	1
74	Returning Officer Glass House Pre-Poll	1	100.00	0	0.00	0	1
75	Returning Officer Greenslopes Pre-Poll	4	66.67	2	33.33	0	6
76	Returning Officer Gregory Pre-Poll	0	0.00	0	0.00	0	0
77	Returning Officer Gympie Pre-Poll	0	0.00	0	0.00	0	0
78	Returning Officer Hervey Bay Pre-Poll	1	25.00	3	75.00	0	4
79	Returning Officer Hill Pre-Poll	0	0.00	0	0.00	0	0
80	Returning Officer Hinchinbrook Pre-Poll	0	0.00	1	100.00	0	1

2017 State General Election

Two Candidate Preferred Results After Preferences By Booth

58. Mount Ommaney						35,305
		PUGH, Jess ALP		SMITH, Tarnya LNP		Total Exhausted	Total Formal
No.	Polling Booth	Votes	%	Votes	%	Votes	Votes
81	Returning Officer Inala Pre-Poll	98	69.01	44	30.99	0	142
82	Returning Officer Ipswich Pre-Poll	15	60.00	10	40.00	0	25
83	Returning Officer Ipswich West Pre-Poll	0	0.00	0	0.00	0	0
84	Returning Officer Jordan Pre-Poll	9	45.00	11	55.00	0	20
85	Returning Officer Kawana Pre-Poll	0	0.00	3	100.00	0	3
86	Returning Officer Keppel Pre-Poll	0	0.00	2	100.00	0	2
87	Returning Officer Kurwongbah Pre-Poll	1	50.00	1	50.00	0	2
88	Returning Officer Lockyer Pre-Poll	2	50.00	2	50.00	0	4
89	Returning Officer Logan Pre-Poll	1	50.00	1	50.00	0	2
90	Returning Officer Lytton Pre-Poll	2	50.00	2	50.00	0	4
91	Returning Officer Macalister Pre-Poll	0	0.00	0	0.00	0	0
92	Returning Officer Mackay Pre-Poll	0	0.00	0	0.00	0	0
93	Returning Officer Maiwar Pre-Poll	35	49.30	36	50.70	0	71
94	Returning Officer Mansfield Pre-Poll	3	42.86	4	57.14	0	7
95	Returning Officer Maroochydore Pre-Poll	0	0.00	0	0.00	0	0
96	Returning Officer Maryborough Pre-Poll	0	0.00	1	100.00	0	1
97	Returning Officer Mcconnel Pre-Poll	8	57.14	6	42.86	0	14
98	Returning Officer Mermaid Beach Pre-Poll	0	0.00	2	100.00	0	2
99	Returning Officer Miller Pre-Poll	41	38.32	66	61.68	0	107
100	Returning Officer Mirani Pre-Poll	0	0.00	0	0.00	0	0
101	Returning Officer Moggill Pre-Poll	24	60.00	16	40.00	0	40
102	Returning Officer Morayfield Pre-Poll	0	0.00	0	0.00	0	0
103	Returning Officer Mudgeeraba Pre-Poll	0	0.00	0	0.00	0	0
104	Returning Officer Mulgrave Pre-Poll	0	0.00	0	0.00	0	0
105	Returning Officer Mundingburra Pre-Poll	0	0.00	0	0.00	0	0
106	Returning Officer Murrumba Pre-Poll	2	66.67	1	33.33	0	3
107	Returning Officer Nanango Pre-Poll	0	0.00	0	0.00	0	0
108	Returning Officer Nicklin Pre-Poll	0	0.00	0	0.00	0	0
109	Returning Officer Ninderry Pre-Poll	1	100.00	0	0.00	0	1
110	Returning Officer Noosa Pre-Poll	0	0.00	0	0.00	0	0
111	Returning Officer Nudgee Pre-Poll	0	0.00	2	100.00	0	2
112	Returning Officer Oodgeroo Pre-Poll	0	0.00	0	0.00	0	0
113	Returning Officer Pine Rivers Pre-Poll	1	100.00	0	0.00	0	1
114	Returning Officer Pumicestone Pre-Poll	1	100.00	0	0.00	0	1
115	Returning Officer Redcliffe Pre-Poll	0	0.00	0	0.00	0	0
116	Returning Officer Redlands Pre-Poll	0	0.00	1	100.00	0	1
117	Returning Officer Rockhampton Pre-Poll	1	50.00	1	50.00	0	2
118	Returning Officer Sandgate Pre-Poll	1	100.00	0	0.00	0	1
119	Returning Officer Scenic Rim Pre-Poll	2	100.00	0	0.00	0	2
120	Returning Officer South Brisbane Pre-Poll	3	27.27	8	72.73	0	11

2017 State General Election

Two Candidate Preferred Results After Preferences By Booth

58. Mount Ommaney						35,305
		PUGH, Jess ALP		SMITH, Tarnya LNP		Total Exhausted	Total Formal
No.	Polling Booth	Votes	%	Votes	%	Votes	Votes
121	Returning Officer Southern Downs Pre-	0	0.00	1	100.00	0	1
122	Returning Officer Southport Pre-Poll	0	0.00	0	0.00	0	0
123	Returning Officer Springwood Pre-Poll	2	66.67	1	33.33	0	3
124	Returning Officer Stafford Pre-Poll	2	40.00	3	60.00	0	5
125	Returning Officer Stretton Pre-Poll	1	16.67	5	83.33	0	6
126	Returning Officer Surfers Paradise Pre-	0	0.00	1	100.00	0	1
127	Returning Officer Theodore Pre-Poll	0	0.00	0	0.00	0	0
128	Returning Officer Thuringowa Pre-Poll	0	0.00	0	0.00	0	0
129	Returning Officer Toohey Pre-Poll	4	50.00	4	50.00	0	8
130	Returning Officer Toowoomba North Pre-	0	0.00	0	0.00	0	0
131	Returning Officer Toowoomba South Pre-	1	100.00	0	0.00	0	1
132	Returning Officer Townsville Pre-Poll	5	41.67	7	58.33	0	12
133	Returning Officer Traeger Pre-Poll	0	0.00	0	0.00	0	0
134	Returning Officer Warrego Pre-Poll	0	0.00	0	0.00	0	0
135	Returning Officer Waterford Pre-Poll	0	0.00	0	0.00	0	0
136	Returning Officer Whitsunday Pre-Poll	0	0.00	0	0.00	0	0
137	Returning Officer Woodridge Pre-Poll	1	20.00	4	80.00	0	5
	Polling Booth Totals	**14,905**	**56.33**	**11,553**	**43.67**	**0**	**26,458**
301	Postal, Special Postal, Unenrolled Votes	1,379	49.00	1,435	51.00	0	2,814
302	Pre-Poll (In Person) Absent Votes	74	57.36	55	42.64	0	129
303	Polling Day Absent Votes	810	58.02	586	41.98	0	1,396
305	Declared Institution Votes	37	52.86	33	47.14	0	70
306	Polling Day Declaration Votes	50	63.29	29	36.71	0	79
308	Uncertain Identity	0	0.00	0	0.00	0	0
	Declaration Vote Totals	**2,350**	**52.36**	**2,138**	**47.64**	**0**	**4,488**
	Total Final Preference Votes	**17,255**	**55.76**	**13,691**	**44.24**	**0**	**30,946**

2017 State General Election

Two Candidate Preferred Results After Preferences By Booth

59. Mudgeeraba						36,268
		BATES, Ros LNP		TAYLOR, Paul ALP		Total Exhausted	Total Formal
No.	Polling Booth	Votes	%	Votes	%	Votes	Votes
1	Bonogin	1,225	60.70	793	39.30	0	2,018
2	Carrara	157	67.97	74	32.03	0	231
3	Gilston	802	55.93	632	44.07	0	1,434
4	Merrimac	1,226	55.15	997	44.85	0	2,223
5	Mudgeeraba	1,123	57.59	827	42.41	0	1,950
6	Mudgeeraba School	2,122	59.72	1,431	40.28	0	3,553
7	Nerang West	213	55.32	172	44.68	0	385
8	Reedy Creek	1,708	58.02	1,236	41.98	0	2,944
9	Robina	286	55.75	227	44.25	0	513
10	Robina Town	1,111	60.09	738	39.91	0	1,849
11	Springbrook	117	39.53	179	60.47	0	296
12	Varsity	90	54.88	74	45.12	0	164
13	Varsity Lakes	53	47.75	58	52.25	0	111
14	William Duncan	109	52.91	97	47.09	0	206
15	Brisbane CBD All-Districts Centre	6	75.00	2	25.00	0	8
16	Bundaberg All-Districts Centre	0	0.00	0	0.00	0	0
17	Burleigh All-Districts Centre	33	63.46	19	36.54	0	52
18	Cairns All-Districts Centre	0	0.00	0	0.00	0	0
19	East Brisbane All-Districts Centre	6	100.00	0	0.00	0	6
20	Hervey Bay All-Districts Centre	0	0.00	0	0.00	0	0
21	Mackay All-Districts Centre	0	0.00	0	0.00	0	0
22	Maroochydore All-Districts Centre	2	100.00	0	0.00	0	2
23	Morayfield All-Districts Centre	1	100.00	0	0.00	0	1
24	Noosa All-Districts Centre	0	0.00	0	0.00	0	0
25	Oodgeroo All-Districts Centre	1	100.00	0	0.00	0	1
26	Redcliffe All-Districts Centre	0	0.00	0	0.00	0	0
27	Southport All-Districts Centre	11	64.71	6	35.29	0	17
28	Telephone Voting	6	54.55	5	45.45	0	11
29	Townsville All-Districts Centre	0	0.00	0	0.00	0	0
30	Vulture Street All-Districts Centre	0	0.00	0	0.00	0	0
31	Woolloongabba All-Districts Centre	4	66.67	2	33.33	0	6
32	Brisbane CBD All-Districts Centre Pre-Poll	24	37.50	40	62.50	0	64
33	Bundaberg All-Districts Centre Pre-Poll	3	60.00	2	40.00	0	5
34	Burleigh All-Districts Centre Pre-Poll	1,395	63.07	817	36.93	0	2,212
35	Cairns All-Districts Centre Pre-Poll	0	0.00	1	100.00	0	1
36	Electoral Visit	96	76.19	30	23.81	0	126
37	Hervey Bay All-Districts Centre Pre-poll	2	66.67	1	33.33	0	3
38	Mackay All-Districts Centre Pre-Poll	2	40.00	3	60.00	0	5
39	Maroochydore All-Districts Centre Pre-	1	50.00	1	50.00	0	2
40	Morayfield All-Districts Centre Pre-poll	2	66.67	1	33.33	0	3

2017 State General Election

Two Candidate Preferred Results After Preferences By Booth

59. Mudgeeraba						36,268
		BATES, Ros LNP		TAYLOR, Paul ALP		Total Exhausted	Total Formal
No.	Polling Booth	Votes	%	Votes	%	Votes	Votes
41	Noosa All-Districts Centre Pre-Poll	0	0.00	1	100.00	0	1
42	Oodgeroo All-Districts Centre Pre-Poll	1	50.00	1	50.00	0	2
43	Redcliffe All-Districts Centre Pre-Poll	1	100.00	0	0.00	0	1
44	Southport All-Districts Centre Pre-Poll	422	61.07	269	38.93	0	691
45	Telephone Voting - Pre-poll	7	77.78	2	22.22	0	9
46	Townsville All-Districts Centre Pre-Poll	3	75.00	1	25.00	0	4
47	eAssist - Coorparoo Pre-Poll	0	0.00	1	100.00	0	1
48	Returning Officer Mudgeeraba Pre-Poll	1,943	64.30	1,079	35.70	0	3,022
49	Returning Officer Algester Pre-Poll	0	0.00	0	0.00	0	0
50	Returning Officer Aspley Pre-Poll	1	100.00	0	0.00	0	1
51	Returning Officer Bancroft Pre-Poll	0	0.00	0	0.00	0	0
52	Returning Officer Barron River Pre-Poll	0	0.00	0	0.00	0	0
53	Returning Officer Bonney Pre-Poll	9	56.25	7	43.75	0	16
54	Returning Officer Broadwater Pre-Poll	22	56.41	17	43.59	0	39
55	Returning Officer Buderim Pre-Poll	0	0.00	0	0.00	0	0
56	Returning Officer Bulimba Pre-Poll	2	50.00	2	50.00	0	4
57	Returning Officer Bundaberg Pre-Poll	0	0.00	0	0.00	0	0
58	Returning Officer Bundamba Pre-Poll	0	0.00	1	100.00	0	1
59	Returning Officer Burdekin Pre-Poll	0	0.00	0	0.00	0	0
60	Returning Officer Burleigh Pre-Poll	0	0.00	0	0.00	0	0
61	Returning Officer Burnett Pre-Poll	0	0.00	0	0.00	0	0
62	Returning Officer Cairns Pre-Poll	0	0.00	0	0.00	0	0
63	Returning Officer Callide Pre-Poll	0	0.00	0	0.00	0	0
64	Returning Officer Caloundra Pre-Poll	0	0.00	0	0.00	0	0
65	Returning Officer Capalaba Pre-Poll	0	0.00	0	0.00	0	0
66	Returning Officer Chatsworth Pre-Poll	0	0.00	0	0.00	0	0
67	Returning Officer Clayfield Pre-Poll	0	0.00	1	100.00	0	1
68	Returning Officer Condamine Pre-Poll	0	0.00	1	100.00	0	1
69	Returning Officer Cook Pre-Poll	1	100.00	0	0.00	0	1
70	Returning Officer Coomera Pre-Poll	5	41.67	7	58.33	0	12
71	Returning Officer Cooper Pre-Poll	0	0.00	1	100.00	0	1
72	Returning Officer Currumbin Pre-Poll	20	57.14	15	42.86	0	35
73	Returning Officer Everton Pre-Poll	0	0.00	0	0.00	0	0
74	Returning Officer Ferny Grove Pre-Poll	1	100.00	0	0.00	0	1
75	Returning Officer Gaven Pre-Poll	226	58.55	160	41.45	0	386
76	Returning Officer Gladstone Pre-Poll	1	50.00	1	50.00	0	2
77	Returning Officer Glass House Pre-Poll	0	0.00	0	0.00	0	0
78	Returning Officer Greenslopes Pre-Poll	0	0.00	0	0.00	0	0
79	Returning Officer Gregory Pre-Poll	0	0.00	0	0.00	0	0
80	Returning Officer Gympie Pre-Poll	0	0.00	1	100.00	0	1

2017 State General Election

Two Candidate Preferred Results After Preferences By Booth

59. Mudgeeraba						36,268
		BATES, Ros LNP		TAYLOR, Paul ALP		Total Exhausted	Total Formal
No.	Polling Booth	Votes	%	Votes	%	Votes	Votes
81	Returning Officer Hervey Bay Pre-Poll	0	0.00	0	0.00	0	0
82	Returning Officer Hill Pre-Poll	0	0.00	0	0.00	0	0
83	Returning Officer Hinchinbrook Pre-Poll	0	0.00	1	100.00	0	1
84	Returning Officer Inala Pre-Poll	1	100.00	0	0.00	0	1
85	Returning Officer Ipswich Pre-Poll	0	0.00	1	100.00	0	1
86	Returning Officer Ipswich West Pre-Poll	0	0.00	0	0.00	0	0
87	Returning Officer Jordan Pre-Poll	1	100.00	0	0.00	0	1
88	Returning Officer Kawana Pre-Poll	0	0.00	0	0.00	0	0
89	Returning Officer Keppel Pre-Poll	0	0.00	0	0.00	0	0
90	Returning Officer Kurwongbah Pre-Poll	0	0.00	0	0.00	0	0
91	Returning Officer Lockyer Pre-Poll	0	0.00	0	0.00	0	0
92	Returning Officer Logan Pre-Poll	2	100.00	0	0.00	0	2
93	Returning Officer Lytton Pre-Poll	0	0.00	0	0.00	0	0
94	Returning Officer Macalister Pre-Poll	0	0.00	0	0.00	0	0
95	Returning Officer Mackay Pre-Poll	0	0.00	0	0.00	0	0
96	Returning Officer Maiwar Pre-Poll	1	50.00	1	50.00	0	2
97	Returning Officer Mansfield Pre-Poll	0	0.00	0	0.00	0	0
98	Returning Officer Maroochydore Pre-Poll	0	0.00	0	0.00	0	0
99	Returning Officer Maryborough Pre-Poll	0	0.00	0	0.00	0	0
100	Returning Officer Mcconnel Pre-Poll	0	0.00	0	0.00	0	0
101	Returning Officer Mermaid Beach Pre-Poll	86	67.19	42	32.81	0	128
102	Returning Officer Miller Pre-Poll	2	66.67	1	33.33	0	3
103	Returning Officer Mirani Pre-Poll	0	0.00	0	0.00	0	0
104	Returning Officer Moggill Pre-Poll	0	0.00	1	100.00	0	1
105	Returning Officer Morayfield Pre-Poll	0	0.00	0	0.00	0	0
106	Returning Officer Mount Ommaney Pre-	1	100.00	0	0.00	0	1
107	Returning Officer Mulgrave Pre-Poll	0	0.00	0	0.00	0	0
108	Returning Officer Mundingburra Pre-Poll	0	0.00	0	0.00	0	0
109	Returning Officer Murrumba Pre-Poll	0	0.00	0	0.00	0	0
110	Returning Officer Nanango Pre-Poll	0	0.00	0	0.00	0	0
111	Returning Officer Nicklin Pre-Poll	1	100.00	0	0.00	0	1
112	Returning Officer Ninderry Pre-Poll	0	0.00	0	0.00	0	0
113	Returning Officer Noosa Pre-Poll	0	0.00	0	0.00	0	0
114	Returning Officer Nudgee Pre-Poll	0	0.00	0	0.00	0	0
115	Returning Officer Oodgeroo Pre-Poll	0	0.00	0	0.00	0	0
116	Returning Officer Pine Rivers Pre-Poll	2	100.00	0	0.00	0	2
117	Returning Officer Pumicestone Pre-Poll	1	100.00	0	0.00	0	1
118	Returning Officer Redcliffe Pre-Poll	0	0.00	0	0.00	0	0
119	Returning Officer Redlands Pre-Poll	0	0.00	1	100.00	0	1
120	Returning Officer Rockhampton Pre-Poll	3	75.00	1	25.00	0	4

2017 State General Election

Two Candidate Preferred Results After Preferences By Booth

59. Mudgeeraba						36,268
		BATES, Ros LNP		TAYLOR, Paul ALP		Total Exhausted	Total Formal
No.	Polling Booth	Votes	%	Votes	%	Votes	Votes
121	Returning Officer Sandgate Pre-Poll	0	0.00	1	100.00	0	1
122	Returning Officer Scenic Rim Pre-Poll	0	0.00	2	100.00	0	2
123	Returning Officer South Brisbane Pre-Poll	3	75.00	1	25.00	0	4
124	Returning Officer Southern Downs Pre-	2	100.00	0	0.00	0	2
125	Returning Officer Southport Pre-Poll	0	0.00	0	0.00	0	0
126	Returning Officer Springwood Pre-Poll	1	50.00	1	50.00	0	2
127	Returning Officer Stafford Pre-Poll	1	100.00	0	0.00	0	1
128	Returning Officer Stretton Pre-Poll	1	100.00	0	0.00	0	1
129	Returning Officer Surfers Paradise Pre-	39	73.58	14	26.42	0	53
130	Returning Officer Theodore Pre-Poll	7	87.50	1	12.50	0	8
131	Returning Officer Thuringowa Pre-Poll	0	0.00	0	0.00	0	0
132	Returning Officer Toohey Pre-Poll	1	100.00	0	0.00	0	1
133	Returning Officer Toowoomba North Pre-	0	0.00	0	0.00	0	0
134	Returning Officer Toowoomba South Pre-	0	0.00	0	0.00	0	0
135	Returning Officer Townsville Pre-Poll	0	0.00	0	0.00	0	0
136	Returning Officer Traeger Pre-Poll	1	100.00	0	0.00	0	1
137	Returning Officer Warrego Pre-Poll	0	0.00	0	0.00	0	0
138	Returning Officer Waterford Pre-Poll	0	0.00	0	0.00	0	0
139	Returning Officer Whitsunday Pre-Poll	0	0.00	1	100.00	0	1
140	Returning Officer Woodridge Pre-Poll	2	100.00	0	0.00	0	2
	Polling Booth Totals	**14,761**	**59.37**	**10,103**	**40.63**	**0**	**24,864**
301	Postal, Special Postal, Unenrolled Votes	2,065	67.02	1,016	32.98	0	3,081
302	Pre-Poll (In Person) Absent Votes	54	62.07	33	37.93	0	87
303	Polling Day Absent Votes	783	52.83	699	47.17	0	1,482
305	Declared Institution Votes	45	60.81	29	39.19	0	74
306	Polling Day Declaration Votes	87	60.00	58	40.00	0	145
308	Uncertain Identity	0	0.00	0	0.00	0	0
	Declaration Vote Totals	**3,034**	**62.31**	**1,835**	**37.69**	**0**	**4,869**
	Total Final Preference Votes	**17,795**	**59.85**	**11,938**	**40.15**	**0**	**29,733**

2017 State General Election

Two Candidate Preferred Results After Preferences By Booth

60. Mulgrave						34,190
		PITT, Curtis ALP		SAMPERI, Karina LNP		Total Exhausted	Total Formal
No.	Polling Booth	Votes	%	Votes	%	Votes	Votes
1	Aloomba	242	53.07	214	46.93	0	456
2	Bayview Heights	672	56.33	521	43.67	0	1,193
3	Bentley Park	1,350	64.59	740	35.41	0	2,090
4	Cairns City	147	66.52	74	33.48	0	221
5	Earlville	149	56.87	113	43.13	0	262
6	Edge Hill	72	60.00	48	40.00	0	120
7	Edmonton	1,829	65.07	982	34.93	0	2,811
8	Gordonvale	1,600	63.49	920	36.51	0	2,520
9	McDonnell Creek	69	51.11	66	48.89	0	135
10	Mooroobool	121	68.75	55	31.25	0	176
11	White Rock	1,323	68.41	611	31.59	0	1,934
12	Woree	1,105	61.08	704	38.92	0	1,809
13	Yarrabah	672	93.59	46	6.41	0	718
14	Brisbane CBD All-Districts Centre	3	100.00	0	0.00	0	3
15	Bundaberg All-Districts Centre	0	0.00	0	0.00	0	0
16	Burleigh All-Districts Centre	0	0.00	0	0.00	0	0
17	Cairns All-Districts Centre	170	68.55	78	31.45	0	248
18	East Brisbane All-Districts Centre	0	0.00	0	0.00	0	0
19	Hervey Bay All-Districts Centre	0	0.00	0	0.00	0	0
20	Mackay All-Districts Centre	1	50.00	1	50.00	0	2
21	Maroochydore All-Districts Centre	2	100.00	0	0.00	0	2
22	Morayfield All-Districts Centre	0	0.00	0	0.00	0	0
23	Noosa All-Districts Centre	0	0.00	0	0.00	0	0
24	Oodgeroo All-Districts Centre	0	0.00	0	0.00	0	0
25	Redcliffe All-Districts Centre	0	0.00	0	0.00	0	0
26	Southport All-Districts Centre	0	0.00	0	0.00	0	0
27	Telephone Voting	5	83.33	1	16.67	0	6
28	Townsville All-Districts Centre	0	0.00	0	0.00	0	0
29	Vulture Street All-Districts Centre	0	0.00	0	0.00	0	0
30	Woolloongabba All-Districts Centre	0	0.00	0	0.00	0	0
31	Brisbane CBD All-Districts Centre Pre-Poll	7	50.00	7	50.00	0	14
32	Bundaberg All-Districts Centre Pre-Poll	3	100.00	0	0.00	0	3
33	Burleigh All-Districts Centre Pre-Poll	2	40.00	3	60.00	0	5
34	Cairns All-Districts Centre Pre-Poll	3,822	54.08	3,245	45.92	0	7,067
35	Electoral Visit	34	55.74	27	44.26	0	61
36	Hervey Bay All-Districts Centre Pre-poll	5	50.00	5	50.00	0	10
37	Mackay All-Districts Centre Pre-Poll	5	71.43	2	28.57	0	7
38	Maroochydore All-Districts Centre Pre-	2	33.33	4	66.67	0	6
39	Morayfield All-Districts Centre Pre-poll	0	0.00	0	0.00	0	0
40	Noosa All-Districts Centre Pre-Poll	1	100.00	0	0.00	0	1

2017 State General Election

Two Candidate Preferred Results After Preferences By Booth

60. Mulgrave						34,190
		PITT, Curtis ALP		SAMPERI, Karina LNP		Total Exhausted	Total Formal
No.	Polling Booth	Votes	%	Votes	%	Votes	Votes
41	Oodgeroo All-Districts Centre Pre-Poll	1	100.00	0	0.00	0	1
42	Redcliffe All-Districts Centre Pre-Poll	2	66.67	1	33.33	0	3
43	Southport All-Districts Centre Pre-Poll	3	75.00	1	25.00	0	4
44	Telephone Voting - Pre-poll	2	25.00	6	75.00	0	8
45	Townsville All-Districts Centre Pre-Poll	16	48.48	17	51.52	0	33
46	eAssist - Coorparoo Pre-Poll	0	0.00	0	0.00	0	0
47	Returning Officer Mulgrave Pre-Poll	1,542	58.83	1,079	41.17	0	2,621
48	Returning Officer Algester Pre-Poll	0	0.00	0	0.00	0	0
49	Returning Officer Aspley Pre-Poll	2	100.00	0	0.00	0	2
50	Returning Officer Bancroft Pre-Poll	0	0.00	0	0.00	0	0
51	Returning Officer Barron River Pre-Poll	31	51.67	29	48.33	0	60
52	Returning Officer Bonney Pre-Poll	0	0.00	0	0.00	0	0
53	Returning Officer Broadwater Pre-Poll	1	100.00	0	0.00	0	1
54	Returning Officer Buderim Pre-Poll	1	100.00	0	0.00	0	1
55	Returning Officer Bulimba Pre-Poll	0	0.00	0	0.00	0	0
56	Returning Officer Bundaberg Pre-Poll	0	0.00	0	0.00	0	0
57	Returning Officer Bundamba Pre-Poll	0	0.00	0	0.00	0	0
58	Returning Officer Burdekin Pre-Poll	0	0.00	0	0.00	0	0
59	Returning Officer Burleigh Pre-Poll	0	0.00	0	0.00	0	0
60	Returning Officer Burnett Pre-Poll	0	0.00	0	0.00	0	0
61	Returning Officer Cairns Pre-Poll	0	0.00	0	0.00	0	0
62	Returning Officer Callide Pre-Poll	0	0.00	1	100.00	0	1
63	Returning Officer Caloundra Pre-Poll	1	33.33	2	66.67	0	3
64	Returning Officer Capalaba Pre-Poll	0	0.00	0	0.00	0	0
65	Returning Officer Chatsworth Pre-Poll	0	0.00	0	0.00	0	0
66	Returning Officer Clayfield Pre-Poll	0	0.00	0	0.00	0	0
67	Returning Officer Condamine Pre-Poll	0	0.00	0	0.00	0	0
68	Returning Officer Cook Pre-Poll	7	31.82	15	68.18	0	22
69	Returning Officer Coomera Pre-Poll	0	0.00	0	0.00	0	0
70	Returning Officer Cooper Pre-Poll	0	0.00	0	0.00	0	0
71	Returning Officer Currumbin Pre-Poll	0	0.00	3	100.00	0	3
72	Returning Officer Everton Pre-Poll	0	0.00	0	0.00	0	0
73	Returning Officer Ferny Grove Pre-Poll	1	100.00	0	0.00	0	1
74	Returning Officer Gaven Pre-Poll	0	0.00	0	0.00	0	0
75	Returning Officer Gladstone Pre-Poll	2	40.00	3	60.00	0	5
76	Returning Officer Glass House Pre-Poll	1	50.00	1	50.00	0	2
77	Returning Officer Greenslopes Pre-Poll	0	0.00	0	0.00	0	0
78	Returning Officer Gregory Pre-Poll	0	0.00	1	100.00	0	1
79	Returning Officer Gympie Pre-Poll	3	60.00	2	40.00	0	5
80	Returning Officer Hervey Bay Pre-Poll	0	0.00	0	0.00	0	0

2017 State General Election

Two Candidate Preferred Results After Preferences By Booth

60. Mulgrave **34,190**

No.	Polling Booth	PITT, Curtis ALP Votes	%	SAMPERI, Karina LNP Votes	%	Total Exhausted Votes	Total Formal Votes
81	Returning Officer Hill Pre-Poll	6	100.00	0	0.00	0	6
82	Returning Officer Hinchinbrook Pre-Poll	0	0.00	1	100.00	0	1
83	Returning Officer Inala Pre-Poll	0	0.00	1	100.00	0	1
84	Returning Officer Ipswich Pre-Poll	0	0.00	0	0.00	0	0
85	Returning Officer Ipswich West Pre-Poll	0	0.00	0	0.00	0	0
86	Returning Officer Jordan Pre-Poll	0	0.00	0	0.00	0	0
87	Returning Officer Kawana Pre-Poll	2	100.00	0	0.00	0	2
88	Returning Officer Keppel Pre-Poll	2	50.00	2	50.00	0	4
89	Returning Officer Kurwongbah Pre-Poll	2	100.00	0	0.00	0	2
90	Returning Officer Lockyer Pre-Poll	0	0.00	0	0.00	0	0
91	Returning Officer Logan Pre-Poll	3	75.00	1	25.00	0	4
92	Returning Officer Lytton Pre-Poll	1	33.33	2	66.67	0	3
93	Returning Officer Macalister Pre-Poll	0	0.00	0	0.00	0	0
94	Returning Officer Mackay Pre-Poll	0	0.00	0	0.00	0	0
95	Returning Officer Maiwar Pre-Poll	0	0.00	0	0.00	0	0
96	Returning Officer Mansfield Pre-Poll	2	100.00	0	0.00	0	2
97	Returning Officer Maroochydore Pre-Poll	0	0.00	0	0.00	0	0
98	Returning Officer Maryborough Pre-Poll	1	50.00	1	50.00	0	2
99	Returning Officer Mcconnel Pre-Poll	0	0.00	0	0.00	0	0
100	Returning Officer Mermaid Beach Pre-Poll	0	0.00	0	0.00	0	0
101	Returning Officer Miller Pre-Poll	0	0.00	1	100.00	0	1
102	Returning Officer Mirani Pre-Poll	1	100.00	0	0.00	0	1
103	Returning Officer Moggill Pre-Poll	2	100.00	0	0.00	0	2
104	Returning Officer Morayfield Pre-Poll	0	0.00	0	0.00	0	0
105	Returning Officer Mount Ommaney Pre-	1	100.00	0	0.00	0	1
106	Returning Officer Mudgeeraba Pre-Poll	0	0.00	0	0.00	0	0
107	Returning Officer Mundingburra Pre-Poll	0	0.00	0	0.00	0	0
108	Returning Officer Murrumba Pre-Poll	1	100.00	0	0.00	0	1
109	Returning Officer Nanango Pre-Poll	1	100.00	0	0.00	0	1
110	Returning Officer Nicklin Pre-Poll	0	0.00	2	100.00	0	2
111	Returning Officer Ninderry Pre-Poll	0	0.00	0	0.00	0	0
112	Returning Officer Noosa Pre-Poll	0	0.00	0	0.00	0	0
113	Returning Officer Nudgee Pre-Poll	1	100.00	0	0.00	0	1
114	Returning Officer Oodgeroo Pre-Poll	0	0.00	0	0.00	0	0
115	Returning Officer Pine Rivers Pre-Poll	1	100.00	0	0.00	0	1
116	Returning Officer Pumicestone Pre-Poll	0	0.00	2	100.00	0	2
117	Returning Officer Redcliffe Pre-Poll	0	0.00	0	0.00	0	0
118	Returning Officer Redlands Pre-Poll	2	100.00	0	0.00	0	2
119	Returning Officer Rockhampton Pre-Poll	1	25.00	3	75.00	0	4
120	Returning Officer Sandgate Pre-Poll	0	0.00	1	100.00	0	1

2017 State General Election

Two Candidate Preferred Results After Preferences By Booth

60. Mulgrave						34,190
		PITT, Curtis ALP		SAMPERI, Karina LNP		Total Exhausted	Total Formal
No.	Polling Booth	Votes	%	Votes	%	Votes	Votes
121	Returning Officer Scenic Rim Pre-Poll	0	0.00	0	0.00	0	0
122	Returning Officer South Brisbane Pre-Poll	0	0.00	0	0.00	0	0
123	Returning Officer Southern Downs Pre-	1	100.00	0	0.00	0	1
124	Returning Officer Southport Pre-Poll	0	0.00	0	0.00	0	0
125	Returning Officer Springwood Pre-Poll	0	0.00	0	0.00	0	0
126	Returning Officer Stafford Pre-Poll	0	0.00	0	0.00	0	0
127	Returning Officer Stretton Pre-Poll	0	0.00	0	0.00	0	0
128	Returning Officer Surfers Paradise Pre-	0	0.00	0	0.00	0	0
129	Returning Officer Theodore Pre-Poll	0	0.00	0	0.00	0	0
130	Returning Officer Thuringowa Pre-Poll	0	0.00	0	0.00	0	0
131	Returning Officer Toohey Pre-Poll	0	0.00	0	0.00	0	0
132	Returning Officer Toowoomba North Pre-	3	100.00	0	0.00	0	3
133	Returning Officer Toowoomba South Pre-	0	0.00	0	0.00	0	0
134	Returning Officer Townsville Pre-Poll	0	0.00	0	0.00	0	0
135	Returning Officer Traeger Pre-Poll	5	100.00	0	0.00	0	5
136	Returning Officer Warrego Pre-Poll	0	0.00	0	0.00	0	0
137	Returning Officer Waterford Pre-Poll	0	0.00	0	0.00	0	0
138	Returning Officer Whitsunday Pre-Poll	2	66.67	1	33.33	0	3
139	Returning Officer Woodridge Pre-Poll	0	0.00	0	0.00	0	0
	Polling Booth Totals	**15,070**	**60.97**	**9,646**	**39.03**	**0**	**24,716**
301	Postal, Special Postal, Unenrolled Votes	817	55.58	653	44.42	0	1,470
302	Pre-Poll (In Person) Absent Votes	132	60.00	88	40.00	0	220
303	Polling Day Absent Votes	699	67.08	343	32.92	0	1,042
305	Declared Institution Votes	23	65.71	12	34.29	0	35
306	Polling Day Declaration Votes	48	64.00	27	36.00	0	75
308	Uncertain Identity	0	0.00	0	0.00	0	0
	Declaration Vote Totals	**1,719**	**60.49**	**1,123**	**39.51**	**0**	**2,842**
	Total Final Preference Votes	**16,789**	**60.92**	**10,769**	**39.08**	**0**	**27,558**

2017 State General Election

Two Candidate Preferred Results After Preferences By Booth

61. Mundingburra						33,801
		O'ROURKE, Coralee ALP		DERLAGEN, Matthew LNP		Total Exhausted	Total Formal
No.	Polling Booth	Votes	%	Votes	%	Votes	Votes
1	Aitkenvale	607	56.57	466	43.43	0	1,073
2	Annandale	940	50.00	940	50.00	0	1,880
3	Annandale East	565	43.56	732	56.44	0	1,297
4	Cranbrook	775	55.20	629	44.80	0	1,404
5	Currajong	493	60.79	318	39.21	0	811
6	Douglas	307	64.36	170	35.64	0	477
7	Heatley	238	59.95	159	40.05	0	397
8	Hermit Park	44	48.89	46	51.11	0	90
9	Kirwan	47	50.00	47	50.00	0	94
10	Kirwan High	61	52.14	56	47.86	0	117
11	Mundingburra	743	55.57	594	44.43	0	1,337
12	Mundingburra South	419	52.24	383	47.76	0	802
13	Oonoonba	1,080	49.27	1,112	50.73	0	2,192
14	Pimlico	277	54.00	236	46.00	0	513
15	Riverside	660	50.73	641	49.27	0	1,301
16	Stuart	203	59.01	141	40.99	0	344
17	University	180	61.64	112	38.36	0	292
18	Vincent	369	56.34	286	43.66	0	655
19	Weir	92	57.14	69	42.86	0	161
20	Wulguru	951	54.97	779	45.03	0	1,730
21	Brisbane CBD All-Districts Centre	5	55.56	4	44.44	0	9
22	Bundaberg All-Districts Centre	0	0.00	0	0.00	0	0
23	Burleigh All-Districts Centre	2	66.67	1	33.33	0	3
24	Cairns All-Districts Centre	0	0.00	3	100.00	0	3
25	East Brisbane All-Districts Centre	1	50.00	1	50.00	0	2
26	Hervey Bay All-Districts Centre	0	0.00	0	0.00	0	0
27	Mackay All-Districts Centre	4	80.00	1	20.00	0	5
28	Maroochydore All-Districts Centre	2	100.00	0	0.00	0	2
29	Morayfield All-Districts Centre	0	0.00	0	0.00	0	0
30	Noosa All-Districts Centre	1	100.00	0	0.00	0	1
31	Oodgeroo All-Districts Centre	0	0.00	0	0.00	0	0
32	Redcliffe All-Districts Centre	0	0.00	0	0.00	0	0
33	Southport All-Districts Centre	0	0.00	0	0.00	0	0
34	Telephone Voting	3	50.00	3	50.00	0	6
35	Townsville All-Districts Centre	53	56.99	40	43.01	0	93
36	Vulture Street All-Districts Centre	0	0.00	0	0.00	0	0
37	Woolloongabba All-Districts Centre	3	100.00	0	0.00	0	3
38	Brisbane CBD All-Districts Centre Pre-Poll	10	41.67	14	58.33	0	24
39	Bundaberg All-Districts Centre Pre-Poll	2	28.57	5	71.43	0	7
40	Burleigh All-Districts Centre Pre-Poll	2	66.67	1	33.33	0	3

2017 State General Election

Two Candidate Preferred Results After Preferences By Booth

61. Mundingburra						33,801
		O'ROURKE, Coralee ALP		DERLAGEN, Matthew LNP		Total Exhausted	Total Formal
No.	Polling Booth	Votes	%	Votes	%	Votes	Votes
41	Cairns All-Districts Centre Pre-Poll	17	51.52	16	48.48	0	33
42	Electoral Visit	45	50.56	44	49.44	0	89
43	Hervey Bay All-Districts Centre Pre-poll	1	25.00	3	75.00	0	4
44	Mackay All-Districts Centre Pre-Poll	13	52.00	12	48.00	0	25
45	Maroochydore All-Districts Centre Pre-	2	33.33	4	66.67	0	6
46	Morayfield All-Districts Centre Pre-poll	0	0.00	0	0.00	0	0
47	Noosa All-Districts Centre Pre-Poll	0	0.00	1	100.00	0	1
48	Oodgeroo All-Districts Centre Pre-Poll	0	0.00	0	0.00	0	0
49	Redcliffe All-Districts Centre Pre-Poll	1	100.00	0	0.00	0	1
50	Southport All-Districts Centre Pre-Poll	5	71.43	2	28.57	0	7
51	Telephone Voting - Pre-poll	2	25.00	6	75.00	0	8
52	Townsville All-Districts Centre Pre-Poll	2,950	45.41	3,546	54.59	0	6,496
53	eAssist - Coorparoo Pre-Poll	0	0.00	0	0.00	0	0
54	Returning Officer Mundingburra Pre-Poll	0	0.00	0	0.00	0	0
55	Returning Officer Algester Pre-Poll	0	0.00	0	0.00	0	0
56	Returning Officer Aspley Pre-Poll	0	0.00	0	0.00	0	0
57	Returning Officer Bancroft Pre-Poll	1	100.00	0	0.00	0	1
58	Returning Officer Barron River Pre-Poll	3	100.00	0	0.00	0	3
59	Returning Officer Bonney Pre-Poll	0	0.00	0	0.00	0	0
60	Returning Officer Broadwater Pre-Poll	0	0.00	1	100.00	0	1
61	Returning Officer Buderim Pre-Poll	0	0.00	0	0.00	0	0
62	Returning Officer Bulimba Pre-Poll	0	0.00	0	0.00	0	0
63	Returning Officer Bundaberg Pre-Poll	0	0.00	0	0.00	0	0
64	Returning Officer Bundamba Pre-Poll	0	0.00	0	0.00	0	0
65	Returning Officer Burdekin Pre-Poll	2	50.00	2	50.00	0	4
66	Returning Officer Burleigh Pre-Poll	0	0.00	0	0.00	0	0
67	Returning Officer Burnett Pre-Poll	0	0.00	0	0.00	0	0
68	Returning Officer Cairns Pre-Poll	0	0.00	0	0.00	0	0
69	Returning Officer Callide Pre-Poll	0	0.00	0	0.00	0	0
70	Returning Officer Caloundra Pre-Poll	4	66.67	2	33.33	0	6
71	Returning Officer Capalaba Pre-Poll	0	0.00	0	0.00	0	0
72	Returning Officer Chatsworth Pre-Poll	0	0.00	0	0.00	0	0
73	Returning Officer Clayfield Pre-Poll	0	0.00	0	0.00	0	0
74	Returning Officer Condamine Pre-Poll	0	0.00	0	0.00	0	0
75	Returning Officer Cook Pre-Poll	2	40.00	3	60.00	0	5
76	Returning Officer Coomera Pre-Poll	0	0.00	0	0.00	0	0
77	Returning Officer Cooper Pre-Poll	0	0.00	0	0.00	0	0
78	Returning Officer Currumbin Pre-Poll	2	100.00	0	0.00	0	2
79	Returning Officer Everton Pre-Poll	0	0.00	2	100.00	0	2
80	Returning Officer Ferny Grove Pre-Poll	0	0.00	0	0.00	0	0

2017 State General Election

Two Candidate Preferred Results After Preferences By Booth

61. Mundingburra						33,801
		O'ROURKE, Coralee ALP		DERLAGEN, Matthew LNP		Total Exhausted	Total Formal
No.	Polling Booth	Votes	%	Votes	%	Votes	Votes
81	Returning Officer Gaven Pre-Poll	0	0.00	1	100.00	0	1
82	Returning Officer Gladstone Pre-Poll	4	66.67	2	33.33	0	6
83	Returning Officer Glass House Pre-Poll	1	100.00	0	0.00	0	1
84	Returning Officer Greenslopes Pre-Poll	3	100.00	0	0.00	0	3
85	Returning Officer Gregory Pre-Poll	0	0.00	1	100.00	0	1
86	Returning Officer Gympie Pre-Poll	0	0.00	0	0.00	0	0
87	Returning Officer Hervey Bay Pre-Poll	0	0.00	0	0.00	0	0
88	Returning Officer Hill Pre-Poll	4	50.00	4	50.00	0	8
89	Returning Officer Hinchinbrook Pre-Poll	8	53.33	7	46.67	0	15
90	Returning Officer Inala Pre-Poll	0	0.00	0	0.00	0	0
91	Returning Officer Ipswich Pre-Poll	3	75.00	1	25.00	0	4
92	Returning Officer Ipswich West Pre-Poll	0	0.00	0	0.00	0	0
93	Returning Officer Jordan Pre-Poll	1	100.00	0	0.00	0	1
94	Returning Officer Kawana Pre-Poll	0	0.00	1	100.00	0	1
95	Returning Officer Keppel Pre-Poll	1	100.00	0	0.00	0	1
96	Returning Officer Kurwongbah Pre-Poll	0	0.00	0	0.00	0	0
97	Returning Officer Lockyer Pre-Poll	0	0.00	0	0.00	0	0
98	Returning Officer Logan Pre-Poll	0	0.00	0	0.00	0	0
99	Returning Officer Lytton Pre-Poll	0	0.00	0	0.00	0	0
100	Returning Officer Macalister Pre-Poll	0	0.00	0	0.00	0	0
101	Returning Officer Mackay Pre-Poll	0	0.00	0	0.00	0	0
102	Returning Officer Maiwar Pre-Poll	0	0.00	0	0.00	0	0
103	Returning Officer Mansfield Pre-Poll	0	0.00	0	0.00	0	0
104	Returning Officer Maroochydore Pre-Poll	0	0.00	0	0.00	0	0
105	Returning Officer Maryborough Pre-Poll	2	50.00	2	50.00	0	4
106	Returning Officer Mcconnel Pre-Poll	0	0.00	2	100.00	0	2
107	Returning Officer Mermaid Beach Pre-Poll	0	0.00	0	0.00	0	0
108	Returning Officer Miller Pre-Poll	0	0.00	0	0.00	0	0
109	Returning Officer Mirani Pre-Poll	0	0.00	0	0.00	0	0
110	Returning Officer Moggill Pre-Poll	0	0.00	0	0.00	0	0
111	Returning Officer Morayfield Pre-Poll	0	0.00	0	0.00	0	0
112	Returning Officer Mount Ommaney Pre-	1	50.00	1	50.00	0	2
113	Returning Officer Mudgeeraba Pre-Poll	0	0.00	1	100.00	0	1
114	Returning Officer Mulgrave Pre-Poll	1	50.00	1	50.00	0	2
115	Returning Officer Murrumba Pre-Poll	1	100.00	0	0.00	0	1
116	Returning Officer Nanango Pre-Poll	0	0.00	1	100.00	0	1
117	Returning Officer Nicklin Pre-Poll	0	0.00	0	0.00	0	0
118	Returning Officer Ninderry Pre-Poll	0	0.00	0	0.00	0	0
119	Returning Officer Noosa Pre-Poll	0	0.00	0	0.00	0	0
120	Returning Officer Nudgee Pre-Poll	0	0.00	1	100.00	0	1

2017 State General Election

Two Candidate Preferred Results After Preferences By Booth

61. Mundingburra						33,801
		O'ROURKE, Coralee ALP		DERLAGEN, Matthew LNP		Total Exhausted	Total Formal
No.	Polling Booth	Votes	%	Votes	%	Votes	Votes
121	Returning Officer Oodgeroo Pre-Poll	0	0.00	0	0.00	0	0
122	Returning Officer Pine Rivers Pre-Poll	0	0.00	1	100.00	0	1
123	Returning Officer Pumicestone Pre-Poll	0	0.00	0	0.00	0	0
124	Returning Officer Redcliffe Pre-Poll	0	0.00	0	0.00	0	0
125	Returning Officer Redlands Pre-Poll	0	0.00	0	0.00	0	0
126	Returning Officer Rockhampton Pre-Poll	3	50.00	3	50.00	0	6
127	Returning Officer Sandgate Pre-Poll	0	0.00	0	0.00	0	0
128	Returning Officer Scenic Rim Pre-Poll	0	0.00	0	0.00	0	0
129	Returning Officer South Brisbane Pre-Poll	0	0.00	1	100.00	0	1
130	Returning Officer Southern Downs Pre-	0	0.00	1	100.00	0	1
131	Returning Officer Southport Pre-Poll	0	0.00	0	0.00	0	0
132	Returning Officer Springwood Pre-Poll	0	0.00	0	0.00	0	0
133	Returning Officer Stafford Pre-Poll	2	66.67	1	33.33	0	3
134	Returning Officer Stretton Pre-Poll	0	0.00	1	100.00	0	1
135	Returning Officer Surfers Paradise Pre-	1	33.33	2	66.67	0	3
136	Returning Officer Theodore Pre-Poll	0	0.00	0	0.00	0	0
137	Returning Officer Thuringowa Pre-Poll	0	0.00	0	0.00	0	0
138	Returning Officer Toohey Pre-Poll	0	0.00	0	0.00	0	0
139	Returning Officer Toowoomba North Pre-	0	0.00	0	0.00	0	0
140	Returning Officer Toowoomba South Pre-	2	66.67	1	33.33	0	3
141	Returning Officer Townsville Pre-Poll	0	0.00	0	0.00	0	0
142	Returning Officer Traeger Pre-Poll	3	60.00	2	40.00	0	5
143	Returning Officer Warrego Pre-Poll	2	100.00	0	0.00	0	2
144	Returning Officer Waterford Pre-Poll	0	0.00	0	0.00	0	0
145	Returning Officer Whitsunday Pre-Poll	2	66.67	1	33.33	0	3
146	Returning Officer Woodridge Pre-Poll	0	0.00	0	0.00	0	0
	Polling Booth Totals	**12,234**	**51.17**	**11,673**	**48.83**	**0**	**23,907**
301	Postal, Special Postal, Unenrolled Votes	1,043	46.60	1,195	53.40	0	2,238
302	Pre-Poll (In Person) Absent Votes	103	53.09	91	46.91	0	194
303	Polling Day Absent Votes	800	56.34	620	43.66	0	1,420
305	Declared Institution Votes	17	47.22	19	52.78	0	36
306	Polling Day Declaration Votes	71	63.39	41	36.61	0	112
308	Uncertain Identity	0	0.00	0	0.00	0	0
	Declaration Vote Totals	**2,034**	**50.85**	**1,966**	**49.15**	**0**	**4,000**
	Total Final Preference Votes	**14,268**	**51.13**	**13,639**	**48.87**	**0**	**27,907**

2017 State General Election

Two Candidate Preferred Results After Preferences By Booth

62. Murrumba						37,050
		MILES, Steven ALP		GULLEY, Reg LNP		Total Exhausted	Total Formal
No.	Polling Booth	Votes	%	Votes	%	Votes	Votes
1	Dakabin	1,029	64.27	572	35.73	0	1,601
2	Deception Bay South	49	68.06	23	31.94	0	72
3	Griffin	909	66.21	464	33.79	0	1,373
4	Kallangur	1,594	68.38	737	31.62	0	2,331
5	Kallangur East	948	68.60	434	31.40	0	1,382
6	Kallangur West	778	65.65	407	34.35	0	1,185
7	Kippa-Ring West	576	64.29	320	35.71	0	896
8	Mango Hill	146	55.30	118	44.70	0	264
9	Mango Hill East	1,012	60.42	663	39.58	0	1,675
10	Murrumba Downs	2,071	54.46	1,732	45.54	0	3,803
11	North Lakes	250	56.95	189	43.05	0	439
12	Petrie	137	62.27	83	37.73	0	220
13	Redcliffe TAFE	69	63.30	40	36.70	0	109
14	Rothwell	758	57.77	554	42.23	0	1,312
15	Brisbane CBD All-Districts Centre	14	58.33	10	41.67	0	24
16	Bundaberg All-Districts Centre	0	0.00	0	0.00	0	0
17	Burleigh All-Districts Centre	0	0.00	0	0.00	0	0
18	Cairns All-Districts Centre	0	0.00	0	0.00	0	0
19	East Brisbane All-Districts Centre	3	42.86	4	57.14	0	7
20	Hervey Bay All-Districts Centre	1	100.00	0	0.00	0	1
21	Mackay All-Districts Centre	0	0.00	1	100.00	0	1
22	Maroochydore All-Districts Centre	1	33.33	2	66.67	0	3
23	Morayfield All-Districts Centre	13	68.42	6	31.58	0	19
24	Noosa All-Districts Centre	0	0.00	0	0.00	0	0
25	Oodgeroo All-Districts Centre	1	100.00	0	0.00	0	1
26	Redcliffe All-Districts Centre	9	75.00	3	25.00	0	12
27	Southport All-Districts Centre	0	0.00	0	0.00	0	0
28	Telephone Voting	1	100.00	0	0.00	0	1
29	Townsville All-Districts Centre	0	0.00	0	0.00	0	0
30	Vulture Street All-Districts Centre	0	0.00	1	100.00	0	1
31	Woolloongabba All-Districts Centre	4	100.00	0	0.00	0	4
32	Brisbane CBD All-Districts Centre Pre-Poll	182	65.23	97	34.77	0	279
33	Bundaberg All-Districts Centre Pre-Poll	3	33.33	6	66.67	0	9
34	Burleigh All-Districts Centre Pre-Poll	2	66.67	1	33.33	0	3
35	Cairns All-Districts Centre Pre-Poll	2	66.67	1	33.33	0	3
36	Electoral Visit	82	44.32	103	55.68	0	185
37	Hervey Bay All-Districts Centre Pre-poll	1	25.00	3	75.00	0	4
38	Mackay All-Districts Centre Pre-Poll	3	100.00	0	0.00	0	3
39	Maroochydore All-Districts Centre Pre-	7	58.33	5	41.67	0	12
40	Morayfield All-Districts Centre Pre-poll	62	60.78	40	39.22	0	102

2017 State General Election

Two Candidate Preferred Results After Preferences By Booth

62. Murrumba						37,050
		MILES, Steven ALP		GULLEY, Reg LNP		Total Exhausted	Total Formal
No.	Polling Booth	Votes	%	Votes	%	Votes	Votes
41	Noosa All-Districts Centre Pre-Poll	1	25.00	3	75.00	0	4
42	Oodgeroo All-Districts Centre Pre-Poll	2	50.00	2	50.00	0	4
43	Redcliffe All-Districts Centre Pre-Poll	597	50.13	594	49.87	0	1,191
44	Southport All-Districts Centre Pre-Poll	2	66.67	1	33.33	0	3
45	Telephone Voting - Pre-poll	3	42.86	4	57.14	0	7
46	Townsville All-Districts Centre Pre-Poll	3	37.50	5	62.50	0	8
47	eAssist - Coorparoo Pre-Poll	0	0.00	1	100.00	0	1
48	Returning Officer Murrumba Pre-Poll	3,616	57.61	2,661	42.39	0	6,277
49	Returning Officer Algester Pre-Poll	0	0.00	0	0.00	0	0
50	Returning Officer Aspley Pre-Poll	28	57.14	21	42.86	0	49
51	Returning Officer Bancroft Pre-Poll	136	57.63	100	42.37	0	236
52	Returning Officer Barron River Pre-Poll	2	100.00	0	0.00	0	2
53	Returning Officer Bonney Pre-Poll	0	0.00	0	0.00	0	0
54	Returning Officer Broadwater Pre-Poll	1	50.00	1	50.00	0	2
55	Returning Officer Buderim Pre-Poll	2	50.00	2	50.00	0	4
56	Returning Officer Bulimba Pre-Poll	0	0.00	0	0.00	0	0
57	Returning Officer Bundaberg Pre-Poll	0	0.00	0	0.00	0	0
58	Returning Officer Bundamba Pre-Poll	0	0.00	0	0.00	0	0
59	Returning Officer Burdekin Pre-Poll	0	0.00	0	0.00	0	0
60	Returning Officer Burleigh Pre-Poll	0	0.00	0	0.00	0	0
61	Returning Officer Burnett Pre-Poll	0	0.00	0	0.00	0	0
62	Returning Officer Cairns Pre-Poll	0	0.00	0	0.00	0	0
63	Returning Officer Callide Pre-Poll	0	0.00	1	100.00	0	1
64	Returning Officer Caloundra Pre-Poll	5	71.43	2	28.57	0	7
65	Returning Officer Capalaba Pre-Poll	0	0.00	0	0.00	0	0
66	Returning Officer Chatsworth Pre-Poll	0	0.00	0	0.00	0	0
67	Returning Officer Clayfield Pre-Poll	4	50.00	4	50.00	0	8
68	Returning Officer Condamine Pre-Poll	0	0.00	0	0.00	0	0
69	Returning Officer Cook Pre-Poll	0	0.00	0	0.00	0	0
70	Returning Officer Coomera Pre-Poll	1	50.00	1	50.00	0	2
71	Returning Officer Cooper Pre-Poll	3	50.00	3	50.00	0	6
72	Returning Officer Currumbin Pre-Poll	0	0.00	1	100.00	0	1
73	Returning Officer Everton Pre-Poll	1	33.33	2	66.67	0	3
74	Returning Officer Ferny Grove Pre-Poll	3	60.00	2	40.00	0	5
75	Returning Officer Gaven Pre-Poll	0	0.00	0	0.00	0	0
76	Returning Officer Gladstone Pre-Poll	1	50.00	1	50.00	0	2
77	Returning Officer Glass House Pre-Poll	0	0.00	0	0.00	0	0
78	Returning Officer Greenslopes Pre-Poll	1	33.33	2	66.67	0	3
79	Returning Officer Gregory Pre-Poll	3	100.00	0	0.00	0	3
80	Returning Officer Gympie Pre-Poll	0	0.00	1	100.00	0	1

2017 State General Election

Two Candidate Preferred Results After Preferences By Booth

62. Murrumba						37,050
	MILES, Steven ALP		GULLEY, Reg LNP		Total Exhausted	Total Formal
No. Polling Booth	Votes	%	Votes	%	Votes	Votes
81 Returning Officer Hervey Bay Pre-Poll	0	0.00	0	0.00	0	0
82 Returning Officer Hill Pre-Poll	0	0.00	0	0.00	0	0
83 Returning Officer Hinchinbrook Pre-Poll	0	0.00	0	0.00	0	0
84 Returning Officer Inala Pre-Poll	1	50.00	1	50.00	0	2
85 Returning Officer Ipswich Pre-Poll	1	100.00	0	0.00	0	1
86 Returning Officer Ipswich West Pre-Poll	0	0.00	0	0.00	0	0
87 Returning Officer Jordan Pre-Poll	1	100.00	0	0.00	0	1
88 Returning Officer Kawana Pre-Poll	4	57.14	3	42.86	0	7
89 Returning Officer Keppel Pre-Poll	1	100.00	0	0.00	0	1
90 Returning Officer Kurwongbah Pre-Poll	24	44.44	30	55.56	0	54
91 Returning Officer Lockyer Pre-Poll	0	0.00	0	0.00	0	0
92 Returning Officer Logan Pre-Poll	0	0.00	2	100.00	0	2
93 Returning Officer Lytton Pre-Poll	2	100.00	0	0.00	0	2
94 Returning Officer Macalister Pre-Poll	0	0.00	0	0.00	0	0
95 Returning Officer Mackay Pre-Poll	0	0.00	0	0.00	0	0
96 Returning Officer Maiwar Pre-Poll	0	0.00	1	100.00	0	1
97 Returning Officer Mansfield Pre-Poll	0	0.00	0	0.00	0	0
98 Returning Officer Maroochydore Pre-Poll	0	0.00	0	0.00	0	0
99 Returning Officer Maryborough Pre-Poll	2	100.00	0	0.00	0	2
100 Returning Officer Mcconnel Pre-Poll	8	66.67	4	33.33	0	12
101 Returning Officer Mermaid Beach Pre-Poll	1	100.00	0	0.00	0	1
102 Returning Officer Miller Pre-Poll	3	60.00	2	40.00	0	5
103 Returning Officer Mirani Pre-Poll	0	0.00	0	0.00	0	0
104 Returning Officer Moggill Pre-Poll	0	0.00	1	100.00	0	1
105 Returning Officer Morayfield Pre-Poll	0	0.00	0	0.00	0	0
106 Returning Officer Mount Ommaney Pre-	2	100.00	0	0.00	0	2
107 Returning Officer Mudgeeraba Pre-Poll	0	0.00	0	0.00	0	0
108 Returning Officer Mulgrave Pre-Poll	0	0.00	0	0.00	0	0
109 Returning Officer Mundingburra Pre-Poll	0	0.00	0	0.00	0	0
110 Returning Officer Nanango Pre-Poll	0	0.00	0	0.00	0	0
111 Returning Officer Nicklin Pre-Poll	0	0.00	2	100.00	0	2
112 Returning Officer Ninderry Pre-Poll	1	100.00	0	0.00	0	1
113 Returning Officer Noosa Pre-Poll	0	0.00	0	0.00	0	0
114 Returning Officer Nudgee Pre-Poll	13	61.90	8	38.10	0	21
115 Returning Officer Oodgeroo Pre-Poll	0	0.00	0	0.00	0	0
116 Returning Officer Pine Rivers Pre-Poll	103	57.54	76	42.46	0	179
117 Returning Officer Pumicestone Pre-Poll	11	52.38	10	47.62	0	21
118 Returning Officer Redcliffe Pre-Poll	0	0.00	0	0.00	0	0
119 Returning Officer Redlands Pre-Poll	1	100.00	0	0.00	0	1
120 Returning Officer Rockhampton Pre-Poll	6	54.55	5	45.45	0	11

2017 State General Election

Two Candidate Preferred Results After Preferences By Booth

62. Murrumba						37,050
		MILES, Steven ALP		GULLEY, Reg LNP		Total Exhausted	Total Formal
No.	Polling Booth	Votes	%	Votes	%	Votes	Votes
121	Returning Officer Sandgate Pre-Poll	37	78.72	10	21.28	0	47
122	Returning Officer Scenic Rim Pre-Poll	1	33.33	2	66.67	0	3
123	Returning Officer South Brisbane Pre-Poll	1	100.00	0	0.00	0	1
124	Returning Officer Southern Downs Pre-	0	0.00	1	100.00	0	1
125	Returning Officer Southport Pre-Poll	0	0.00	0	0.00	0	0
126	Returning Officer Springwood Pre-Poll	1	50.00	1	50.00	0	2
127	Returning Officer Stafford Pre-Poll	12	54.55	10	45.45	0	22
128	Returning Officer Stretton Pre-Poll	0	0.00	0	0.00	0	0
129	Returning Officer Surfers Paradise Pre-	0	0.00	0	0.00	0	0
130	Returning Officer Theodore Pre-Poll	0	0.00	0	0.00	0	0
131	Returning Officer Thuringowa Pre-Poll	0	0.00	0	0.00	0	0
132	Returning Officer Toohey Pre-Poll	0	0.00	0	0.00	0	0
133	Returning Officer Toowoomba North Pre-	0	0.00	1	100.00	0	1
134	Returning Officer Toowoomba South Pre-	0	0.00	2	100.00	0	2
135	Returning Officer Townsville Pre-Poll	0	0.00	0	0.00	0	0
136	Returning Officer Traeger Pre-Poll	1	100.00	0	0.00	0	1
137	Returning Officer Warrego Pre-Poll	2	100.00	0	0.00	0	2
138	Returning Officer Waterford Pre-Poll	0	0.00	0	0.00	0	0
139	Returning Officer Whitsunday Pre-Poll	0	0.00	0	0.00	0	0
140	Returning Officer Woodridge Pre-Poll	1	50.00	1	50.00	0	2
	Polling Booth Totals	**15,373**	**60.10**	**10,207**	**39.90**	**0**	**25,580**
301	Postal, Special Postal, Unenrolled Votes	1,716	52.36	1,561	47.64	0	3,277
302	Pre-Poll (In Person) Absent Votes	89	57.42	66	42.58	0	155
303	Polling Day Absent Votes	1,071	64.52	589	35.48	0	1,660
305	Declared Institution Votes	58	66.67	29	33.33	0	87
306	Polling Day Declaration Votes	89	60.14	59	39.86	0	148
308	Uncertain Identity	0	0.00	0	0.00	0	0
	Declaration Vote Totals	**3,023**	**56.75**	**2,304**	**43.25**	**0**	**5,327**
	Total Final Preference Votes	**18,396**	**59.52**	**12,511**	**40.48**	**0**	**30,907**

2017 State General Election

Two Candidate Preferred Results After Preferences By Booth

63. Nanango						36,217
		FRECKLINGTON, Deb LNP		GRANT, Douglas ONP		Total Exhausted	Total Formal
No.	Polling Booth	Votes	%	Votes	%	Votes	Votes
1	Blackbutt	425	58.30	304	41.70	0	729
2	Booie	80	56.74	61	43.26	0	141
3	Brooklands	60	66.67	30	33.33	0	90
4	Cherbourg	237	81.44	54	18.56	0	291
5	Cloyna	135	66.50	68	33.50	0	203
6	Coolabunia	194	75.78	62	24.22	0	256
7	Coominya	400	53.05	354	46.95	0	754
8	Cooyar	112	58.95	78	41.05	0	190
9	Crows Nest	85	63.43	49	36.57	0	134
10	Durong	62	70.45	26	29.55	0	88
11	Esk	703	61.24	445	38.76	0	1,148
12	Fernvale	214	59.44	146	40.56	0	360
13	Goomeri	282	71.76	111	28.24	0	393
14	Inverlaw	93	65.49	49	34.51	0	142
15	Kilcoy	894	65.69	467	34.31	0	1,361
16	Kilkivan	262	60.09	174	39.91	0	436
17	Kingaroy	649	65.23	346	34.77	0	995
18	Kingaroy East	870	68.88	393	31.12	0	1,263
19	Kumbia	214	65.44	113	34.56	0	327
20	Maidenwell	125	68.68	57	31.32	0	182
21	Mondure	113	67.66	54	32.34	0	167
22	Moore	207	65.30	110	34.70	0	317
23	Mount Kilcoy	250	69.06	112	30.94	0	362
24	Mount Tarampa	156	61.66	97	38.34	0	253
25	Murgon	834	68.70	380	31.30	0	1,214
26	Nanango	715	60.75	462	39.25	0	1,177
27	Proston	266	65.68	139	34.32	0	405
28	Quinalow	92	74.80	31	25.20	0	123
29	Taabinga	530	63.02	311	36.98	0	841
30	Tansey	78	75.73	25	24.27	0	103
31	Tingoora	175	58.72	123	41.28	0	298
32	Toogoolawah	720	66.73	359	33.27	0	1,079
33	Wheatlands	78	70.91	32	29.09	0	110
34	Wondai	732	65.07	393	34.93	0	1,125
35	Wooroolin	151	62.14	92	37.86	0	243
36	Yarraman	310	58.71	218	41.29	0	528
37	Brisbane CBD All-Districts Centre	3	75.00	1	25.00	0	4
38	Bundaberg All-Districts Centre	1	20.00	4	80.00	0	5
39	Burleigh All-Districts Centre	0	0.00	0	0.00	0	0
40	Cairns All-Districts Centre	2	100.00	0	0.00	0	2

2017 State General Election

Two Candidate Preferred Results After Preferences By Booth

63. Nanango						36,217
		FRECKLINGTON, Deb LNP		GRANT, Douglas ONP		Total Exhausted	Total Formal
No.	Polling Booth	Votes	%	Votes	%	Votes	Votes
41	East Brisbane All-Districts Centre	2	66.67	1	33.33	0	3
42	Hervey Bay All-Districts Centre	1	50.00	1	50.00	0	2
43	Mackay All-Districts Centre	2	100.00	0	0.00	0	2
44	Maroochydore All-Districts Centre	1	25.00	3	75.00	0	4
45	Morayfield All-Districts Centre	2	66.67	1	33.33	0	3
46	Noosa All-Districts Centre	0	0.00	0	0.00	0	0
47	Oodgeroo All-Districts Centre	0	0.00	0	0.00	0	0
48	Redcliffe All-Districts Centre	1	50.00	1	50.00	0	2
49	Southport All-Districts Centre	0	0.00	0	0.00	0	0
50	Telephone Voting	2	40.00	3	60.00	0	5
51	Townsville All-Districts Centre	0	0.00	0	0.00	0	0
52	Vulture Street All-Districts Centre	2	100.00	0	0.00	0	2
53	Woolloongabba All-Districts Centre	0	0.00	0	0.00	0	0
54	Brisbane CBD All-Districts Centre Pre-Poll	23	67.65	11	32.35	0	34
55	Bundaberg All-Districts Centre Pre-Poll	2	66.67	1	33.33	0	3
56	Burleigh All-Districts Centre Pre-Poll	4	66.67	2	33.33	0	6
57	Cairns All-Districts Centre Pre-Poll	4	80.00	1	20.00	0	5
58	Electoral Visit	102	75.56	33	24.44	0	135
59	Hervey Bay All-Districts Centre Pre-poll	16	72.73	6	27.27	0	22
60	Mackay All-Districts Centre Pre-Poll	2	50.00	2	50.00	0	4
61	Maroochydore All-Districts Centre Pre-	13	65.00	7	35.00	0	20
62	Morayfield All-Districts Centre Pre-poll	62	52.99	55	47.01	0	117
63	Noosa All-Districts Centre Pre-Poll	12	80.00	3	20.00	0	15
64	Oodgeroo All-Districts Centre Pre-Poll	2	33.33	4	66.67	0	6
65	Redcliffe All-Districts Centre Pre-Poll	10	62.50	6	37.50	0	16
66	Southport All-Districts Centre Pre-Poll	6	85.71	1	14.29	0	7
67	Telephone Voting - Pre-poll	6	85.71	1	14.29	0	7
68	Townsville All-Districts Centre Pre-Poll	2	33.33	4	66.67	0	6
69	eAssist - Coorparoo Pre-Poll	0	0.00	0	0.00	0	0
70	Blackbutt Pre-poll	370	57.90	269	42.10	0	639
71	Kilkivan Pre-Poll	143	65.00	77	35.00	0	220
72	Kingaroy Pre-poll	2,762	64.47	1,522	35.53	0	4,284
73	Returning Officer Nanango Pre-Poll	1,227	57.61	903	42.39	0	2,130
74	Returning Officer Algester Pre-Poll	0	0.00	0	0.00	0	0
75	Returning Officer Aspley Pre-Poll	1	33.33	2	66.67	0	3
76	Returning Officer Bancroft Pre-Poll	0	0.00	0	0.00	0	0
77	Returning Officer Barron River Pre-Poll	0	0.00	0	0.00	0	0
78	Returning Officer Bonney Pre-Poll	0	0.00	0	0.00	0	0
79	Returning Officer Broadwater Pre-Poll	0	0.00	0	0.00	0	0
80	Returning Officer Buderim Pre-Poll	1	33.33	2	66.67	0	3

2017 State General Election

Two Candidate Preferred Results After Preferences By Booth

63. Nanango						36,217
		FRECKLINGTON, Deb LNP		GRANT, Douglas ONP		Total Exhausted	Total Formal
No.	Polling Booth	Votes	%	Votes	%	Votes	Votes
81	Returning Officer Bulimba Pre-Poll	1	50.00	1	50.00	0	2
82	Returning Officer Bundaberg Pre-Poll	0	0.00	0	0.00	0	0
83	Returning Officer Bundamba Pre-Poll	15	68.18	7	31.82	0	22
84	Returning Officer Burdekin Pre-Poll	0	0.00	0	0.00	0	0
85	Returning Officer Burleigh Pre-Poll	0	0.00	0	0.00	0	0
86	Returning Officer Burnett Pre-Poll	0	0.00	0	0.00	0	0
87	Returning Officer Cairns Pre-Poll	0	0.00	0	0.00	0	0
88	Returning Officer Callide Pre-Poll	1	100.00	0	0.00	0	1
89	Returning Officer Caloundra Pre-Poll	7	58.33	5	41.67	0	12
90	Returning Officer Capalaba Pre-Poll	1	50.00	1	50.00	0	2
91	Returning Officer Chatsworth Pre-Poll	2	100.00	0	0.00	0	2
92	Returning Officer Clayfield Pre-Poll	3	100.00	0	0.00	0	3
93	Returning Officer Condamine Pre-Poll	0	0.00	0	0.00	0	0
94	Returning Officer Cook Pre-Poll	0	0.00	2	100.00	0	2
95	Returning Officer Coomera Pre-Poll	0	0.00	0	0.00	0	0
96	Returning Officer Cooper Pre-Poll	1	100.00	0	0.00	0	1
97	Returning Officer Currumbin Pre-Poll	0	0.00	1	100.00	0	1
98	Returning Officer Everton Pre-Poll	2	100.00	0	0.00	0	2
99	Returning Officer Ferny Grove Pre-Poll	3	75.00	1	25.00	0	4
100	Returning Officer Gaven Pre-Poll	0	0.00	1	100.00	0	1
101	Returning Officer Gladstone Pre-Poll	2	50.00	2	50.00	0	4
102	Returning Officer Glass House Pre-Poll	4	50.00	4	50.00	0	8
103	Returning Officer Greenslopes Pre-Poll	0	0.00	0	0.00	0	0
104	Returning Officer Gregory Pre-Poll	2	100.00	0	0.00	0	2
105	Returning Officer Gympie Pre-Poll	26	56.52	20	43.48	0	46
106	Returning Officer Hervey Bay Pre-Poll	0	0.00	0	0.00	0	0
107	Returning Officer Hill Pre-Poll	1	100.00	0	0.00	0	1
108	Returning Officer Hinchinbrook Pre-Poll	0	0.00	1	100.00	0	1
109	Returning Officer Inala Pre-Poll	4	80.00	1	20.00	0	5
110	Returning Officer Ipswich Pre-Poll	35	60.34	23	39.66	0	58
111	Returning Officer Ipswich West Pre-Poll	0	0.00	0	0.00	0	0
112	Returning Officer Jordan Pre-Poll	0	0.00	0	0.00	0	0
113	Returning Officer Kawana Pre-Poll	8	100.00	0	0.00	0	8
114	Returning Officer Keppel Pre-Poll	1	100.00	0	0.00	0	1
115	Returning Officer Kurwongbah Pre-Poll	7	70.00	3	30.00	0	10
116	Returning Officer Lockyer Pre-Poll	54	56.84	41	43.16	0	95
117	Returning Officer Logan Pre-Poll	0	0.00	1	100.00	0	1
118	Returning Officer Lytton Pre-Poll	2	100.00	0	0.00	0	2
119	Returning Officer Macalister Pre-Poll	0	0.00	0	0.00	0	0
120	Returning Officer Mackay Pre-Poll	0	0.00	0	0.00	0	0

2017 State General Election

Two Candidate Preferred Results After Preferences By Booth

63. Nanango						36,217
		FRECKLINGTON, Deb LNP		GRANT, Douglas ONP		Total Exhausted	Total Formal
No.	Polling Booth	Votes	%	Votes	%	Votes	Votes
121	Returning Officer Maiwar Pre-Poll	1	100.00	0	0.00	0	1
122	Returning Officer Mansfield Pre-Poll	1	100.00	0	0.00	0	1
123	Returning Officer Maroochydore Pre-Poll	0	0.00	0	0.00	0	0
124	Returning Officer Maryborough Pre-Poll	1	33.33	2	66.67	0	3
125	Returning Officer Mcconnel Pre-Poll	0	0.00	0	0.00	0	0
126	Returning Officer Mermaid Beach Pre-Poll	4	100.00	0	0.00	0	4
127	Returning Officer Miller Pre-Poll	1	100.00	0	0.00	0	1
128	Returning Officer Mirani Pre-Poll	0	0.00	1	100.00	0	1
129	Returning Officer Moggill Pre-Poll	0	0.00	2	100.00	0	2
130	Returning Officer Morayfield Pre-Poll	0	0.00	0	0.00	0	0
131	Returning Officer Mount Ommaney Pre-	3	50.00	3	50.00	0	6
132	Returning Officer Mudgeeraba Pre-Poll	1	100.00	0	0.00	0	1
133	Returning Officer Mulgrave Pre-Poll	0	0.00	0	0.00	0	0
134	Returning Officer Mundingburra Pre-Poll	0	0.00	0	0.00	0	0
135	Returning Officer Murrumba Pre-Poll	1	20.00	4	80.00	0	5
136	Returning Officer Nicklin Pre-Poll	2	50.00	2	50.00	0	4
137	Returning Officer Ninderry Pre-Poll	2	100.00	0	0.00	0	2
138	Returning Officer Noosa Pre-Poll	0	0.00	0	0.00	0	0
139	Returning Officer Nudgee Pre-Poll	0	0.00	0	0.00	0	0
140	Returning Officer Oodgeroo Pre-Poll	0	0.00	0	0.00	0	0
141	Returning Officer Pine Rivers Pre-Poll	0	0.00	3	100.00	0	3
142	Returning Officer Pumicestone Pre-Poll	10	52.63	9	47.37	0	19
143	Returning Officer Redcliffe Pre-Poll	0	0.00	0	0.00	0	0
144	Returning Officer Redlands Pre-Poll	2	100.00	0	0.00	0	2
145	Returning Officer Rockhampton Pre-Poll	3	37.50	5	62.50	0	8
146	Returning Officer Sandgate Pre-Poll	3	50.00	3	50.00	0	6
147	Returning Officer Scenic Rim Pre-Poll	1	100.00	0	0.00	0	1
148	Returning Officer South Brisbane Pre-Poll	0	0.00	0	0.00	0	0
149	Returning Officer Southern Downs Pre-	3	50.00	3	50.00	0	6
150	Returning Officer Southport Pre-Poll	0	0.00	0	0.00	0	0
151	Returning Officer Springwood Pre-Poll	2	66.67	1	33.33	0	3
152	Returning Officer Stafford Pre-Poll	1	100.00	0	0.00	0	1
153	Returning Officer Stretton Pre-Poll	0	0.00	1	100.00	0	1
154	Returning Officer Surfers Paradise Pre-	0	0.00	0	0.00	0	0
155	Returning Officer Theodore Pre-Poll	2	100.00	0	0.00	0	2
156	Returning Officer Thuringowa Pre-Poll	0	0.00	0	0.00	0	0
157	Returning Officer Toohey Pre-Poll	1	50.00	1	50.00	0	2
158	Returning Officer Toowoomba North Pre-	20	74.07	7	25.93	0	27
159	Returning Officer Toowoomba South Pre-	14	82.35	3	17.65	0	17
160	Returning Officer Townsville Pre-Poll	0	0.00	0	0.00	0	0

2017 State General Election

Two Candidate Preferred Results After Preferences By Booth

63. Nanango						36,217
		FRECKLINGTON, Deb LNP		GRANT, Douglas ONP		Total Exhausted	Total Formal
No.	Polling Booth	Votes	%	Votes	%	Votes	Votes
161	Returning Officer Traeger Pre-Poll	1	33.33	2	66.67	0	3
162	Returning Officer Warrego Pre-Poll	7	70.00	3	30.00	0	10
163	Returning Officer Waterford Pre-Poll	0	0.00	0	0.00	0	0
164	Returning Officer Whitsunday Pre-Poll	1	100.00	0	0.00	0	1
165	Returning Officer Woodridge Pre-Poll	0	0.00	1	100.00	0	1
	Polling Booth Totals	**16,562**	**63.74**	**9,423**	**36.26**	**0**	**25,985**
301	Postal, Special Postal, Unenrolled Votes	2,341	63.68	1,335	36.32	0	3,676
302	Pre-Poll (In Person) Absent Votes	151	59.45	103	40.55	0	254
303	Polling Day Absent Votes	728	56.35	564	43.65	0	1,292
305	Declared Institution Votes	44	64.71	24	35.29	0	68
306	Polling Day Declaration Votes	45	52.33	41	47.67	0	86
308	Uncertain Identity	0	0.00	0	0.00	0	0
	Declaration Vote Totals	**3,309**	**61.55**	**2,067**	**38.45**	**0**	**5,376**
	Total Final Preference Votes	**19,871**	**63.36**	**11,490**	**36.64**	**0**	**31,361**

2017 State General Election

Two Candidate Preferred Results After Preferences By Booth

64. Nicklin						32,813
		HUNT, Marty LNP		RAETHEL, Justin ALP		Total Exhausted	Total Formal
No.	Polling Booth	Votes	%	Votes	%	Votes	Votes
1	Burnside	755	54.91	620	45.09	0	1,375
2	Cooran	56	39.44	86	60.56	0	142
3	Cooroy	1,032	55.07	842	44.93	0	1,874
4	Diddillibah	60	56.60	46	43.40	0	106
5	Eudlo	251	63.07	147	36.93	0	398
6	Eumundi	107	52.97	95	47.03	0	202
7	Federal	71	44.38	89	55.63	0	160
8	Forest Glen	206	60.41	135	39.59	0	341
9	Kenilworth	290	58.47	206	41.53	0	496
10	Kureelpa	323	60.26	213	39.74	0	536
11	Mapleton	396	48.65	418	51.35	0	814
12	Nambour	857	48.01	928	51.99	0	1,785
13	Nambour West	560	50.63	546	49.37	0	1,106
14	Palmwoods	964	54.96	790	45.04	0	1,754
15	Pomona	66	48.18	71	51.82	0	137
16	Woombye	1,003	56.06	786	43.94	0	1,789
17	Yandina	762	48.26	817	51.74	0	1,579
18	Brisbane CBD All-Districts Centre	3	33.33	6	66.67	0	9
19	Bundaberg All-Districts Centre	0	0.00	0	0.00	0	0
20	Burleigh All-Districts Centre	0	0.00	0	0.00	0	0
21	Cairns All-Districts Centre	0	0.00	0	0.00	0	0
22	East Brisbane All-Districts Centre	0	0.00	0	0.00	0	0
23	Hervey Bay All-Districts Centre	2	100.00	0	0.00	0	2
24	Mackay All-Districts Centre	0	0.00	0	0.00	0	0
25	Maroochydore All-Districts Centre	21	56.76	16	43.24	0	37
26	Morayfield All-Districts Centre	1	50.00	1	50.00	0	2
27	Noosa All-Districts Centre	27	60.00	18	40.00	0	45
28	Oodgeroo All-Districts Centre	0	0.00	0	0.00	0	0
29	Redcliffe All-Districts Centre	0	0.00	1	100.00	0	1
30	Southport All-Districts Centre	0	0.00	0	0.00	0	0
31	Telephone Voting	1	33.33	2	66.67	0	3
32	Townsville All-Districts Centre	1	100.00	0	0.00	0	1
33	Vulture Street All-Districts Centre	0	0.00	0	0.00	0	0
34	Woolloongabba All-Districts Centre	0	0.00	0	0.00	0	0
35	Brisbane CBD All-Districts Centre Pre-Poll	8	28.57	20	71.43	0	28
36	Bundaberg All-Districts Centre Pre-Poll	4	57.14	3	42.86	0	7
37	Burleigh All-Districts Centre Pre-Poll	2	66.67	1	33.33	0	3
38	Cairns All-Districts Centre Pre-Poll	3	30.00	7	70.00	0	10
39	Electoral Visit	187	73.05	69	26.95	0	256
40	Hervey Bay All-Districts Centre Pre-poll	6	54.55	5	45.45	0	11

2017 State General Election

Two Candidate Preferred Results After Preferences By Booth

64. Nicklin						32,813
		HUNT, Marty LNP		RAETHEL, Justin ALP		Total Exhausted	Total Formal
No.	Polling Booth	Votes	%	Votes	%	Votes	Votes
41	Mackay All-Districts Centre Pre-Poll	4	36.36	7	63.64	0	11
42	Maroochydore All-Districts Centre Pre-	392	54.22	331	45.78	0	723
43	Morayfield All-Districts Centre Pre-poll	10	83.33	2	16.67	0	12
44	Noosa All-Districts Centre Pre-Poll	717	60.97	459	39.03	0	1,176
45	Oodgeroo All-Districts Centre Pre-Poll	0	0.00	1	100.00	0	1
46	Redcliffe All-Districts Centre Pre-Poll	7	77.78	2	22.22	0	9
47	Southport All-Districts Centre Pre-Poll	1	25.00	3	75.00	0	4
48	Telephone Voting - Pre-poll	5	55.56	4	44.44	0	9
49	Townsville All-Districts Centre Pre-Poll	4	44.44	5	55.56	0	9
50	eAssist - Coorparoo Pre-Poll	0	0.00	1	100.00	0	1
51	Returning Officer Nicklin Pre-Poll	4,146	59.92	2,773	40.08	0	6,919
52	Returning Officer Algester Pre-Poll	0	0.00	0	0.00	0	0
53	Returning Officer Aspley Pre-Poll	0	0.00	0	0.00	0	0
54	Returning Officer Bancroft Pre-Poll	1	50.00	1	50.00	0	2
55	Returning Officer Barron River Pre-Poll	0	0.00	0	0.00	0	0
56	Returning Officer Bonney Pre-Poll	0	0.00	0	0.00	0	0
57	Returning Officer Broadwater Pre-Poll	0	0.00	1	100.00	0	1
58	Returning Officer Buderim Pre-Poll	118	55.40	95	44.60	0	213
59	Returning Officer Bulimba Pre-Poll	0	0.00	0	0.00	0	0
60	Returning Officer Bundaberg Pre-Poll	0	0.00	0	0.00	0	0
61	Returning Officer Bundamba Pre-Poll	0	0.00	2	100.00	0	2
62	Returning Officer Burdekin Pre-Poll	2	100.00	0	0.00	0	2
63	Returning Officer Burleigh Pre-Poll	0	0.00	0	0.00	0	0
64	Returning Officer Burnett Pre-Poll	0	0.00	0	0.00	0	0
65	Returning Officer Cairns Pre-Poll	0	0.00	0	0.00	0	0
66	Returning Officer Callide Pre-Poll	0	0.00	0	0.00	0	0
67	Returning Officer Caloundra Pre-Poll	29	49.15	30	50.85	0	59
68	Returning Officer Capalaba Pre-Poll	0	0.00	0	0.00	0	0
69	Returning Officer Chatsworth Pre-Poll	1	50.00	1	50.00	0	2
70	Returning Officer Clayfield Pre-Poll	1	100.00	0	0.00	0	1
71	Returning Officer Condamine Pre-Poll	2	100.00	0	0.00	0	2
72	Returning Officer Cook Pre-Poll	1	100.00	0	0.00	0	1
73	Returning Officer Coomera Pre-Poll	0	0.00	0	0.00	0	0
74	Returning Officer Cooper Pre-Poll	0	0.00	0	0.00	0	0
75	Returning Officer Currumbin Pre-Poll	0	0.00	0	0.00	0	0
76	Returning Officer Everton Pre-Poll	0	0.00	3	100.00	0	3
77	Returning Officer Ferny Grove Pre-Poll	0	0.00	0	0.00	0	0
78	Returning Officer Gaven Pre-Poll	0	0.00	0	0.00	0	0
79	Returning Officer Gladstone Pre-Poll	3	75.00	1	25.00	0	4
80	Returning Officer Glass House Pre-Poll	11	57.89	8	42.11	0	19

2017 State General Election

Two Candidate Preferred Results After Preferences By Booth

64. Nicklin						32,813
		HUNT, Marty LNP		RAETHEL, Justin ALP		Total Exhausted	Total Formal
No.	Polling Booth	Votes	%	Votes	%	Votes	Votes
81	Returning Officer Greenslopes Pre-Poll	1	50.00	1	50.00	0	2
82	Returning Officer Gregory Pre-Poll	0	0.00	0	0.00	0	0
83	Returning Officer Gympie Pre-Poll	13	39.39	20	60.61	0	33
84	Returning Officer Hervey Bay Pre-Poll	0	0.00	0	0.00	0	0
85	Returning Officer Hill Pre-Poll	0	0.00	0	0.00	0	0
86	Returning Officer Hinchinbrook Pre-Poll	0	0.00	0	0.00	0	0
87	Returning Officer Inala Pre-Poll	0	0.00	0	0.00	0	0
88	Returning Officer Ipswich Pre-Poll	1	50.00	1	50.00	0	2
89	Returning Officer Ipswich West Pre-Poll	0	0.00	0	0.00	0	0
90	Returning Officer Jordan Pre-Poll	0	0.00	0	0.00	0	0
91	Returning Officer Kawana Pre-Poll	53	60.92	34	39.08	0	87
92	Returning Officer Keppel Pre-Poll	3	60.00	2	40.00	0	5
93	Returning Officer Kurwongbah Pre-Poll	2	100.00	0	0.00	0	2
94	Returning Officer Lockyer Pre-Poll	2	50.00	2	50.00	0	4
95	Returning Officer Logan Pre-Poll	0	0.00	0	0.00	0	0
96	Returning Officer Lytton Pre-Poll	0	0.00	1	100.00	0	1
97	Returning Officer Macalister Pre-Poll	0	0.00	0	0.00	0	0
98	Returning Officer Mackay Pre-Poll	0	0.00	0	0.00	0	0
99	Returning Officer Maiwar Pre-Poll	0	0.00	0	0.00	0	0
100	Returning Officer Mansfield Pre-Poll	0	0.00	0	0.00	0	0
101	Returning Officer Maroochydore Pre-Poll	0	0.00	0	0.00	0	0
102	Returning Officer Maryborough Pre-Poll	0	0.00	1	100.00	0	1
103	Returning Officer Mcconnel Pre-Poll	1	50.00	1	50.00	0	2
104	Returning Officer Mermaid Beach Pre-Poll	0	0.00	0	0.00	0	0
105	Returning Officer Miller Pre-Poll	0	0.00	0	0.00	0	0
106	Returning Officer Mirani Pre-Poll	2	100.00	0	0.00	0	2
107	Returning Officer Moggill Pre-Poll	0	0.00	0	0.00	0	0
108	Returning Officer Morayfield Pre-Poll	0	0.00	0	0.00	0	0
109	Returning Officer Mount Ommaney Pre-	0	0.00	0	0.00	0	0
110	Returning Officer Mudgeeraba Pre-Poll	0	0.00	0	0.00	0	0
111	Returning Officer Mulgrave Pre-Poll	0	0.00	0	0.00	0	0
112	Returning Officer Mundingburra Pre-Poll	0	0.00	0	0.00	0	0
113	Returning Officer Murrumba Pre-Poll	0	0.00	0	0.00	0	0
114	Returning Officer Nanango Pre-Poll	0	0.00	2	100.00	0	2
115	Returning Officer Ninderry Pre-Poll	26	45.61	31	54.39	0	57
116	Returning Officer Noosa Pre-Poll	0	0.00	0	0.00	0	0
117	Returning Officer Nudgee Pre-Poll	0	0.00	0	0.00	0	0
118	Returning Officer Oodgeroo Pre-Poll	0	0.00	0	0.00	0	0
119	Returning Officer Pine Rivers Pre-Poll	1	50.00	1	50.00	0	2
120	Returning Officer Pumicestone Pre-Poll	0	0.00	3	100.00	0	3

2017 State General Election

Two Candidate Preferred Results After Preferences By Booth

64. Nicklin						32,813
		HUNT, Marty LNP		RAETHEL, Justin ALP		Total Exhausted	Total Formal
No.	Polling Booth	Votes	%	Votes	%	Votes	Votes
121	Returning Officer Redcliffe Pre-Poll	0	0.00	0	0.00	0	0
122	Returning Officer Redlands Pre-Poll	1	50.00	1	50.00	0	2
123	Returning Officer Rockhampton Pre-Poll	5	55.56	4	44.44	0	9
124	Returning Officer Sandgate Pre-Poll	0	0.00	0	0.00	0	0
125	Returning Officer Scenic Rim Pre-Poll	1	33.33	2	66.67	0	3
126	Returning Officer South Brisbane Pre-Poll	8	57.14	6	42.86	0	14
127	Returning Officer Southern Downs Pre-	0	0.00	1	100.00	0	1
128	Returning Officer Southport Pre-Poll	0	0.00	0	0.00	0	0
129	Returning Officer Springwood Pre-Poll	1	100.00	0	0.00	0	1
130	Returning Officer Stafford Pre-Poll	0	0.00	0	0.00	0	0
131	Returning Officer Stretton Pre-Poll	0	0.00	0	0.00	0	0
132	Returning Officer Surfers Paradise Pre-	0	0.00	1	100.00	0	1
133	Returning Officer Theodore Pre-Poll	0	0.00	0	0.00	0	0
134	Returning Officer Thuringowa Pre-Poll	0	0.00	0	0.00	0	0
135	Returning Officer Toohey Pre-Poll	0	0.00	0	0.00	0	0
136	Returning Officer Toowoomba North Pre-	1	50.00	1	50.00	0	2
137	Returning Officer Toowoomba South Pre-	4	57.14	3	42.86	0	7
138	Returning Officer Townsville Pre-Poll	0	0.00	0	0.00	0	0
139	Returning Officer Traeger Pre-Poll	2	100.00	0	0.00	0	2
140	Returning Officer Warrego Pre-Poll	3	100.00	0	0.00	0	3
141	Returning Officer Waterford Pre-Poll	0	0.00	0	0.00	0	0
142	Returning Officer Whitsunday Pre-Poll	0	0.00	0	0.00	0	0
143	Returning Officer Woodridge Pre-Poll	0	0.00	0	0.00	0	0
	Polling Booth Totals	**13,611**	**55.68**	**10,833**	**44.32**	**0**	**24,444**
301	Postal, Special Postal, Unenrolled Votes	786	57.16	589	42.84	0	1,375
302	Pre-Poll (In Person) Absent Votes	107	54.04	91	45.96	0	198
303	Polling Day Absent Votes	641	46.99	723	53.01	0	1,364
305	Declared Institution Votes	32	59.26	22	40.74	0	54
306	Polling Day Declaration Votes	50	45.05	61	54.95	0	111
308	Uncertain Identity	0	0.00	0	0.00	0	0
	Declaration Vote Totals	**1,616**	**52.10**	**1,486**	**47.90**	**0**	**3,102**
	Total Final Preference Votes	**15,227**	**55.28**	**12,319**	**44.72**	**0**	**27,546**

2017 State General Election

Two Candidate Preferred Results After Preferences By Booth

65. Ninderry						35,706
		PURDIE, Dan LNP		GISSANE, Bill ALP		Total Exhausted	Total Formal
No.	Polling Booth	Votes	%	Votes	%	Votes	Votes
1	Bli Bli	1,615	58.77	1,133	41.23	0	2,748
2	Buderim	157	56.27	122	43.73	0	279
3	Buderim North	591	61.24	374	38.76	0	965
4	Coolum Beach	683	49.42	699	50.58	0	1,382
5	Coolum Beach North	908	50.87	877	49.13	0	1,785
6	Diddillibah	713	60.53	465	39.47	0	1,178
7	Eumundi	600	52.40	545	47.60	0	1,145
8	Forest Glen	374	60.91	240	39.09	0	614
9	Kuluin	494	51.89	458	48.11	0	952
10	Maroochydore	68	56.67	52	43.33	0	120
11	Maroochydore High	149	54.78	123	45.22	0	272
12	Mt Coolum	61	46.21	71	53.79	0	132
13	Nambour	96	54.86	79	45.14	0	175
14	Noosaville East	306	59.77	206	40.23	0	512
15	Pacific Paradise	95	52.78	85	47.22	0	180
16	Peregian	106	52.22	97	47.78	0	203
17	Peregian Springs	1,263	59.77	850	40.23	0	2,113
18	Yandina	727	56.44	561	43.56	0	1,288
19	Brisbane CBD All-Districts Centre	11	64.71	6	35.29	0	17
20	Bundaberg All-Districts Centre	0	0.00	1	100.00	0	1
21	Burleigh All-Districts Centre	0	0.00	0	0.00	0	0
22	Cairns All-Districts Centre	0	0.00	0	0.00	0	0
23	East Brisbane All-Districts Centre	1	12.50	7	87.50	0	8
24	Hervey Bay All-Districts Centre	1	50.00	1	50.00	0	2
25	Mackay All-Districts Centre	1	100.00	0	0.00	0	1
26	Maroochydore All-Districts Centre	40	53.33	35	46.67	0	75
27	Morayfield All-Districts Centre	0	0.00	1	100.00	0	1
28	Noosa All-Districts Centre	26	45.61	31	54.39	0	57
29	Oodgeroo All-Districts Centre	0	0.00	1	100.00	0	1
30	Redcliffe All-Districts Centre	0	0.00	2	100.00	0	2
31	Southport All-Districts Centre	1	33.33	2	66.67	0	3
32	Telephone Voting	1	50.00	1	50.00	0	2
33	Townsville All-Districts Centre	0	0.00	1	100.00	0	1
34	Vulture Street All-Districts Centre	0	0.00	2	100.00	0	2
35	Woolloongabba All-Districts Centre	2	50.00	2	50.00	0	4
36	Brisbane CBD All-Districts Centre Pre-Poll	19	43.18	25	56.82	0	44
37	Bundaberg All-Districts Centre Pre-Poll	9	60.00	6	40.00	0	15
38	Burleigh All-Districts Centre Pre-Poll	5	55.56	4	44.44	0	9
39	Cairns All-Districts Centre Pre-Poll	7	77.78	2	22.22	0	9
40	Electoral Visit	49	83.05	10	16.95	0	59

2017 State General Election

Two Candidate Preferred Results After Preferences By Booth

65. Ninderry						35,706
		PURDIE, Dan LNP		GISSANE, Bill ALP		Total Exhausted	Total Formal
No.	Polling Booth	Votes	%	Votes	%	Votes	Votes
41	Hervey Bay All-Districts Centre Pre-poll	10	66.67	5	33.33	0	15
42	Mackay All-Districts Centre Pre-Poll	2	33.33	4	66.67	0	6
43	Maroochydore All-Districts Centre Pre-	1,764	61.96	1,083	38.04	0	2,847
44	Morayfield All-Districts Centre Pre-poll	5	55.56	4	44.44	0	9
45	Noosa All-Districts Centre Pre-Poll	849	61.70	527	38.30	0	1,376
46	Oodgeroo All-Districts Centre Pre-Poll	2	66.67	1	33.33	0	3
47	Redcliffe All-Districts Centre Pre-Poll	3	37.50	5	62.50	0	8
48	Southport All-Districts Centre Pre-Poll	1	100.00	0	0.00	0	1
49	Telephone Voting - Pre-poll	7	58.33	5	41.67	0	12
50	Townsville All-Districts Centre Pre-Poll	3	50.00	3	50.00	0	6
51	eAssist - Coorparoo Pre-Poll	0	0.00	0	0.00	0	0
52	Returning Officer Ninderry Pre-Poll	1,718	63.14	1,003	36.86	0	2,721
53	Returning Officer Algester Pre-Poll	0	0.00	0	0.00	0	0
54	Returning Officer Aspley Pre-Poll	2	50.00	2	50.00	0	4
55	Returning Officer Bancroft Pre-Poll	1	50.00	1	50.00	0	2
56	Returning Officer Barron River Pre-Poll	2	66.67	1	33.33	0	3
57	Returning Officer Bonney Pre-Poll	0	0.00	0	0.00	0	0
58	Returning Officer Broadwater Pre-Poll	1	33.33	2	66.67	0	3
59	Returning Officer Buderim Pre-Poll	589	64.02	331	35.98	0	920
60	Returning Officer Bulimba Pre-Poll	2	66.67	1	33.33	0	3
61	Returning Officer Bundaberg Pre-Poll	0	0.00	0	0.00	0	0
62	Returning Officer Bundamba Pre-Poll	0	0.00	0	0.00	0	0
63	Returning Officer Burdekin Pre-Poll	0	0.00	0	0.00	0	0
64	Returning Officer Burleigh Pre-Poll	0	0.00	0	0.00	0	0
65	Returning Officer Burnett Pre-Poll	0	0.00	0	0.00	0	0
66	Returning Officer Cairns Pre-Poll	0	0.00	0	0.00	0	0
67	Returning Officer Callide Pre-Poll	0	0.00	0	0.00	0	0
68	Returning Officer Caloundra Pre-Poll	27	57.45	20	42.55	0	47
69	Returning Officer Capalaba Pre-Poll	1	50.00	1	50.00	0	2
70	Returning Officer Chatsworth Pre-Poll	0	0.00	0	0.00	0	0
71	Returning Officer Clayfield Pre-Poll	2	50.00	2	50.00	0	4
72	Returning Officer Condamine Pre-Poll	0	0.00	0	0.00	0	0
73	Returning Officer Cook Pre-Poll	0	0.00	1	100.00	0	1
74	Returning Officer Coomera Pre-Poll	0	0.00	0	0.00	0	0
75	Returning Officer Cooper Pre-Poll	2	66.67	1	33.33	0	3
76	Returning Officer Currumbin Pre-Poll	0	0.00	0	0.00	0	0
77	Returning Officer Everton Pre-Poll	0	0.00	1	100.00	0	1
78	Returning Officer Ferny Grove Pre-Poll	0	0.00	1	100.00	0	1
79	Returning Officer Gaven Pre-Poll	1	100.00	0	0.00	0	1
80	Returning Officer Gladstone Pre-Poll	3	60.00	2	40.00	0	5

2017 State General Election

Two Candidate Preferred Results After Preferences By Booth

65. Ninderry						35,706
		PURDIE, Dan LNP		GISSANE, Bill ALP		Total Exhausted	Total Formal
No.	Polling Booth	Votes	%	Votes	%	Votes	Votes
81	Returning Officer Glass House Pre-Poll	1	25.00	3	75.00	0	4
82	Returning Officer Greenslopes Pre-Poll	1	50.00	1	50.00	0	2
83	Returning Officer Gregory Pre-Poll	0	0.00	0	0.00	0	0
84	Returning Officer Gympie Pre-Poll	6	60.00	4	40.00	0	10
85	Returning Officer Hervey Bay Pre-Poll	0	0.00	0	0.00	0	0
86	Returning Officer Hill Pre-Poll	0	0.00	0	0.00	0	0
87	Returning Officer Hinchinbrook Pre-Poll	1	100.00	0	0.00	0	1
88	Returning Officer Inala Pre-Poll	0	0.00	0	0.00	0	0
89	Returning Officer Ipswich Pre-Poll	4	57.14	3	42.86	0	7
90	Returning Officer Ipswich West Pre-Poll	0	0.00	0	0.00	0	0
91	Returning Officer Jordan Pre-Poll	0	0.00	0	0.00	0	0
92	Returning Officer Kawana Pre-Poll	87	56.13	68	43.87	0	155
93	Returning Officer Keppel Pre-Poll	1	33.33	2	66.67	0	3
94	Returning Officer Kurwongbah Pre-Poll	0	0.00	1	100.00	0	1
95	Returning Officer Lockyer Pre-Poll	2	66.67	1	33.33	0	3
96	Returning Officer Logan Pre-Poll	0	0.00	2	100.00	0	2
97	Returning Officer Lytton Pre-Poll	1	50.00	1	50.00	0	2
98	Returning Officer Macalister Pre-Poll	0	0.00	0	0.00	0	0
99	Returning Officer Mackay Pre-Poll	0	0.00	0	0.00	0	0
100	Returning Officer Maiwar Pre-Poll	1	25.00	3	75.00	0	4
101	Returning Officer Mansfield Pre-Poll	0	0.00	0	0.00	0	0
102	Returning Officer Maroochydore Pre-Poll	0	0.00	0	0.00	0	0
103	Returning Officer Maryborough Pre-Poll	2	66.67	1	33.33	0	3
104	Returning Officer Mcconnel Pre-Poll	4	57.14	3	42.86	0	7
105	Returning Officer Mermaid Beach Pre-Poll	2	100.00	0	0.00	0	2
106	Returning Officer Miller Pre-Poll	0	0.00	0	0.00	0	0
107	Returning Officer Mirani Pre-Poll	0	0.00	0	0.00	0	0
108	Returning Officer Moggill Pre-Poll	0	0.00	1	100.00	0	1
109	Returning Officer Morayfield Pre-Poll	0	0.00	0	0.00	0	0
110	Returning Officer Mount Ommaney Pre-	0	0.00	0	0.00	0	0
111	Returning Officer Mudgeeraba Pre-Poll	0	0.00	0	0.00	0	0
112	Returning Officer Mulgrave Pre-Poll	2	100.00	0	0.00	0	2
113	Returning Officer Mundingburra Pre-Poll	0	0.00	0	0.00	0	0
114	Returning Officer Murrumba Pre-Poll	0	0.00	2	100.00	0	2
115	Returning Officer Nanango Pre-Poll	0	0.00	0	0.00	0	0
116	Returning Officer Nicklin Pre-Poll	536	59.69	362	40.31	0	898
117	Returning Officer Noosa Pre-Poll	0	0.00	0	0.00	0	0
118	Returning Officer Nudgee Pre-Poll	0	0.00	0	0.00	0	0
119	Returning Officer Oodgeroo Pre-Poll	0	0.00	0	0.00	0	0
120	Returning Officer Pine Rivers Pre-Poll	1	100.00	0	0.00	0	1

2017 State General Election

Two Candidate Preferred Results After Preferences By Booth

65. Ninderry						35,706
		PURDIE, Dan LNP		GISSANE, Bill ALP		Total Exhausted	Total Formal
No.	Polling Booth	Votes	%	Votes	%	Votes	Votes
121	Returning Officer Pumicestone Pre-Poll	2	100.00	0	0.00	0	2
122	Returning Officer Redcliffe Pre-Poll	0	0.00	0	0.00	0	0
123	Returning Officer Redlands Pre-Poll	0	0.00	0	0.00	0	0
124	Returning Officer Rockhampton Pre-Poll	1	50.00	1	50.00	0	2
125	Returning Officer Sandgate Pre-Poll	0	0.00	0	0.00	0	0
126	Returning Officer Scenic Rim Pre-Poll	0	0.00	1	100.00	0	1
127	Returning Officer South Brisbane Pre-Poll	0	0.00	0	0.00	0	0
128	Returning Officer Southern Downs Pre-	0	0.00	0	0.00	0	0
129	Returning Officer Southport Pre-Poll	0	0.00	0	0.00	0	0
130	Returning Officer Springwood Pre-Poll	1	100.00	0	0.00	0	1
131	Returning Officer Stafford Pre-Poll	4	100.00	0	0.00	0	4
132	Returning Officer Stretton Pre-Poll	1	100.00	0	0.00	0	1
133	Returning Officer Surfers Paradise Pre-	0	0.00	0	0.00	0	0
134	Returning Officer Theodore Pre-Poll	0	0.00	0	0.00	0	0
135	Returning Officer Thuringowa Pre-Poll	0	0.00	0	0.00	0	0
136	Returning Officer Toohey Pre-Poll	0	0.00	0	0.00	0	0
137	Returning Officer Toowoomba North Pre-	3	100.00	0	0.00	0	3
138	Returning Officer Toowoomba South Pre-	0	0.00	0	0.00	0	0
139	Returning Officer Townsville Pre-Poll	0	0.00	0	0.00	0	0
140	Returning Officer Traeger Pre-Poll	1	100.00	0	0.00	0	1
141	Returning Officer Warrego Pre-Poll	1	50.00	1	50.00	0	2
142	Returning Officer Waterford Pre-Poll	0	0.00	0	0.00	0	0
143	Returning Officer Whitsunday Pre-Poll	0	0.00	0	0.00	0	0
144	Returning Officer Woodridge Pre-Poll	0	0.00	0	0.00	0	0
	Polling Booth Totals	**14,842**	**58.23**	**10,645**	**41.77**	**0**	**25,487**
301	Postal, Special Postal, Unenrolled Votes	1,544	63.46	889	36.54	0	2,433
302	Pre-Poll (In Person) Absent Votes	74	51.75	69	48.25	0	143
303	Polling Day Absent Votes	740	53.05	655	46.95	0	1,395
305	Declared Institution Votes	51	57.95	37	42.05	0	88
306	Polling Day Declaration Votes	50	55.56	40	44.44	0	90
308	Uncertain Identity	0	0.00	0	0.00	0	0
	Declaration Vote Totals	**2,459**	**59.27**	**1,690**	**40.73**	**0**	**4,149**
	Total Final Preference Votes	**17,301**	**58.38**	**12,335**	**41.62**	**0**	**29,636**

2017 State General Election

Two Candidate Preferred Results After Preferences By Booth

66. Noosa						35,759
		BOLTON, Sandy		ELMES, Glen LNP		Total Exhausted	Total Formal
No.	Polling Booth	Votes	%	Votes	%	Votes	Votes
1	Boreen Point	312	75.36	102	24.64	0	414
2	Cooran	474	74.18	165	25.82	0	639
3	Cooroy	386	66.90	191	33.10	0	577
4	Kin Kin	254	74.71	86	25.29	0	340
5	Noosa Junction	1,546	63.49	889	36.51	0	2,435
6	Noosaville	1,131	59.31	776	40.69	0	1,907
7	Noosaville East	1,295	59.98	864	40.02	0	2,159
8	Peregian	1,010	64.87	547	35.13	0	1,557
9	Pomona	970	69.48	426	30.52	0	1,396
10	Rainbow Beach	5	50.00	5	50.00	0	10
11	Tinbeerwah	375	65.10	201	34.90	0	576
12	Brisbane CBD All-Districts Centre	11	57.89	8	42.11	0	19
13	Bundaberg All-Districts Centre	0	0.00	0	0.00	0	0
14	Burleigh All-Districts Centre	3	75.00	1	25.00	0	4
15	Cairns All-Districts Centre	0	0.00	0	0.00	0	0
16	East Brisbane All-Districts Centre	5	38.46	8	61.54	0	13
17	Hervey Bay All-Districts Centre	0	0.00	0	0.00	0	0
18	Mackay All-Districts Centre	0	0.00	0	0.00	0	0
19	Maroochydore All-Districts Centre	8	61.54	5	38.46	0	13
20	Morayfield All-Districts Centre	0	0.00	0	0.00	0	0
21	Noosa All-Districts Centre	1,078	66.91	533	33.09	0	1,611
22	Oodgeroo All-Districts Centre	0	0.00	0	0.00	0	0
23	Redcliffe All-Districts Centre	0	0.00	0	0.00	0	0
24	Southport All-Districts Centre	0	0.00	0	0.00	0	0
25	Telephone Voting	2	40.00	3	60.00	0	5
26	Townsville All-Districts Centre	1	100.00	0	0.00	0	1
27	Vulture Street All-Districts Centre	3	100.00	0	0.00	0	3
28	Woolloongabba All-Districts Centre	2	28.57	5	71.43	0	7
29	Brisbane CBD All-Districts Centre Pre-Poll	24	43.64	31	56.36	0	55
30	Bundaberg All-Districts Centre Pre-Poll	1	33.33	2	66.67	0	3
31	Burleigh All-Districts Centre Pre-Poll	6	50.00	6	50.00	0	12
32	Cairns All-Districts Centre Pre-Poll	2	40.00	3	60.00	0	5
33	Electoral Visit	72	62.07	44	37.93	0	116
34	Hervey Bay All-Districts Centre Pre-poll	4	57.14	3	42.86	0	7
35	Mackay All-Districts Centre Pre-Poll	2	50.00	2	50.00	0	4
36	Maroochydore All-Districts Centre Pre-	82	59.42	56	40.58	0	138
37	Morayfield All-Districts Centre Pre-poll	1	14.29	6	85.71	0	7
38	Noosa All-Districts Centre Pre-Poll	7,346	60.89	4,719	39.11	0	12,065
39	Oodgeroo All-Districts Centre Pre-Poll	4	80.00	1	20.00	0	5
40	Redcliffe All-Districts Centre Pre-Poll	4	80.00	1	20.00	0	5

2017 State General Election

Two Candidate Preferred Results After Preferences By Booth

66. Noosa						35,759
		BOLTON, Sandy		ELMES, Glen LNP		Total Exhausted	Total Formal
No.	Polling Booth	Votes	%	Votes	%	Votes	Votes
41	Southport All-Districts Centre Pre-Poll	1	11.11	8	88.89	0	9
42	Telephone Voting - Pre-poll	4	57.14	3	42.86	0	7
43	Townsville All-Districts Centre Pre-Poll	1	11.11	8	88.89	0	9
44	eAssist - Coorparoo Pre-Poll	0	0.00	0	0.00	0	0
45	Returning Officer Noosa Pre-Poll	0	0.00	0	0.00	0	0
46	Returning Officer Algester Pre-Poll	0	0.00	0	0.00	0	0
47	Returning Officer Aspley Pre-Poll	1	50.00	1	50.00	0	2
48	Returning Officer Bancroft Pre-Poll	0	0.00	0	0.00	0	0
49	Returning Officer Barron River Pre-Poll	0	0.00	0	0.00	0	0
50	Returning Officer Bonney Pre-Poll	0	0.00	0	0.00	0	0
51	Returning Officer Broadwater Pre-Poll	1	50.00	1	50.00	0	2
52	Returning Officer Buderim Pre-Poll	17	56.67	13	43.33	0	30
53	Returning Officer Bulimba Pre-Poll	0	0.00	1	100.00	0	1
54	Returning Officer Bundaberg Pre-Poll	0	0.00	0	0.00	0	0
55	Returning Officer Bundamba Pre-Poll	0	0.00	1	100.00	0	1
56	Returning Officer Burdekin Pre-Poll	0	0.00	0	0.00	0	0
57	Returning Officer Burleigh Pre-Poll	0	0.00	0	0.00	0	0
58	Returning Officer Burnett Pre-Poll	0	0.00	0	0.00	0	0
59	Returning Officer Cairns Pre-Poll	0	0.00	0	0.00	0	0
60	Returning Officer Callide Pre-Poll	0	0.00	0	0.00	0	0
61	Returning Officer Caloundra Pre-Poll	10	62.50	6	37.50	0	16
62	Returning Officer Capalaba Pre-Poll	1	100.00	0	0.00	0	1
63	Returning Officer Chatsworth Pre-Poll	0	0.00	0	0.00	0	0
64	Returning Officer Clayfield Pre-Poll	0	0.00	5	100.00	0	5
65	Returning Officer Condamine Pre-Poll	0	0.00	1	100.00	0	1
66	Returning Officer Cook Pre-Poll	0	0.00	0	0.00	0	0
67	Returning Officer Coomera Pre-Poll	0	0.00	2	100.00	0	2
68	Returning Officer Cooper Pre-Poll	0	0.00	1	100.00	0	1
69	Returning Officer Currumbin Pre-Poll	1	25.00	3	75.00	0	4
70	Returning Officer Everton Pre-Poll	1	100.00	0	0.00	0	1
71	Returning Officer Ferny Grove Pre-Poll	0	0.00	0	0.00	0	0
72	Returning Officer Gaven Pre-Poll	0	0.00	2	100.00	0	2
73	Returning Officer Gladstone Pre-Poll	2	40.00	3	60.00	0	5
74	Returning Officer Glass House Pre-Poll	4	100.00	0	0.00	0	4
75	Returning Officer Greenslopes Pre-Poll	0	0.00	0	0.00	0	0
76	Returning Officer Gregory Pre-Poll	1	100.00	0	0.00	0	1
77	Returning Officer Gympie Pre-Poll	38	62.30	23	37.70	0	61
78	Returning Officer Hervey Bay Pre-Poll	0	0.00	0	0.00	0	0
79	Returning Officer Hill Pre-Poll	0	0.00	0	0.00	0	0
80	Returning Officer Hinchinbrook Pre-Poll	0	0.00	1	100.00	0	1

2017 State General Election

Two Candidate Preferred Results After Preferences By Booth

66. Noosa						35,759
		BOLTON, Sandy		ELMES, Glen LNP		Total Exhausted	Total Formal
No.	Polling Booth	Votes	%	Votes	%	Votes	Votes
81	Returning Officer Inala Pre-Poll	0	0.00	0	0.00	0	0
82	Returning Officer Ipswich Pre-Poll	3	75.00	1	25.00	0	4
83	Returning Officer Ipswich West Pre-Poll	0	0.00	0	0.00	0	0
84	Returning Officer Jordan Pre-Poll	0	0.00	0	0.00	0	0
85	Returning Officer Kawana Pre-Poll	12	63.16	7	36.84	0	19
86	Returning Officer Keppel Pre-Poll	5	83.33	1	16.67	0	6
87	Returning Officer Kurwongbah Pre-Poll	0	0.00	0	0.00	0	0
88	Returning Officer Lockyer Pre-Poll	0	0.00	1	100.00	0	1
89	Returning Officer Logan Pre-Poll	0	0.00	0	0.00	0	0
90	Returning Officer Lytton Pre-Poll	4	80.00	1	20.00	0	5
91	Returning Officer Macalister Pre-Poll	0	0.00	0	0.00	0	0
92	Returning Officer Mackay Pre-Poll	0	0.00	0	0.00	0	0
93	Returning Officer Maiwar Pre-Poll	0	0.00	8	100.00	0	8
94	Returning Officer Mansfield Pre-Poll	0	0.00	0	0.00	0	0
95	Returning Officer Maroochydore Pre-Poll	0	0.00	0	0.00	0	0
96	Returning Officer Maryborough Pre-Poll	2	66.67	1	33.33	0	3
97	Returning Officer Mcconnel Pre-Poll	1	33.33	2	66.67	0	3
98	Returning Officer Mermaid Beach Pre-Poll	2	33.33	4	66.67	0	6
99	Returning Officer Miller Pre-Poll	0	0.00	0	0.00	0	0
100	Returning Officer Mirani Pre-Poll	0	0.00	0	0.00	0	0
101	Returning Officer Moggill Pre-Poll	0	0.00	1	100.00	0	1
102	Returning Officer Morayfield Pre-Poll	0	0.00	0	0.00	0	0
103	Returning Officer Mount Ommaney Pre-	0	0.00	0	0.00	0	0
104	Returning Officer Mudgeeraba Pre-Poll	0	0.00	0	0.00	0	0
105	Returning Officer Mulgrave Pre-Poll	0	0.00	0	0.00	0	0
106	Returning Officer Mundingburra Pre-Poll	0	0.00	0	0.00	0	0
107	Returning Officer Murrumba Pre-Poll	1	50.00	1	50.00	0	2
108	Returning Officer Nanango Pre-Poll	0	0.00	0	0.00	0	0
109	Returning Officer Nicklin Pre-Poll	22	66.67	11	33.33	0	33
110	Returning Officer Ninderry Pre-Poll	45	50.00	45	50.00	0	90
111	Returning Officer Nudgee Pre-Poll	1	50.00	1	50.00	0	2
112	Returning Officer Oodgeroo Pre-Poll	0	0.00	0	0.00	0	0
113	Returning Officer Pine Rivers Pre-Poll	0	0.00	4	100.00	0	4
114	Returning Officer Pumicestone Pre-Poll	0	0.00	0	0.00	0	0
115	Returning Officer Redcliffe Pre-Poll	0	0.00	0	0.00	0	0
116	Returning Officer Redlands Pre-Poll	0	0.00	2	100.00	0	2
117	Returning Officer Rockhampton Pre-Poll	0	0.00	3	100.00	0	3
118	Returning Officer Sandgate Pre-Poll	3	100.00	0	0.00	0	3
119	Returning Officer Scenic Rim Pre-Poll	0	0.00	0	0.00	0	0
120	Returning Officer South Brisbane Pre-Poll	1	100.00	0	0.00	0	1

2017 State General Election

Two Candidate Preferred Results After Preferences By Booth

66. Noosa						35,759
		BOLTON, Sandy		ELMES, Glen LNP		Total Exhausted	Total Formal
No.	Polling Booth	Votes	%	Votes	%	Votes	Votes
121	Returning Officer Southern Downs Pre-	0	0.00	2	100.00	0	2
122	Returning Officer Southport Pre-Poll	0	0.00	0	0.00	0	0
123	Returning Officer Springwood Pre-Poll	1	100.00	0	0.00	0	1
124	Returning Officer Stafford Pre-Poll	1	100.00	0	0.00	0	1
125	Returning Officer Stretton Pre-Poll	0	0.00	1	100.00	0	1
126	Returning Officer Surfers Paradise Pre-	0	0.00	0	0.00	0	0
127	Returning Officer Theodore Pre-Poll	0	0.00	0	0.00	0	0
128	Returning Officer Thuringowa Pre-Poll	0	0.00	0	0.00	0	0
129	Returning Officer Toohey Pre-Poll	1	100.00	0	0.00	0	1
130	Returning Officer Toowoomba North Pre-	0	0.00	5	100.00	0	5
131	Returning Officer Toowoomba South Pre-	0	0.00	1	100.00	0	1
132	Returning Officer Townsville Pre-Poll	0	0.00	0	0.00	0	0
133	Returning Officer Traeger Pre-Poll	2	100.00	0	0.00	0	2
134	Returning Officer Warrego Pre-Poll	0	0.00	1	100.00	0	1
135	Returning Officer Waterford Pre-Poll	0	0.00	0	0.00	0	0
136	Returning Officer Whitsunday Pre-Poll	2	40.00	3	60.00	0	5
137	Returning Officer Woodridge Pre-Poll	0	0.00	0	0.00	0	0
	Polling Booth Totals	**16,611**	**62.71**	**9,879**	**37.29**	**0**	**26,490**
301	Postal, Special Postal, Unenrolled Votes	1,306	53.00	1,158	47.00	0	2,464
302	Pre-Poll (In Person) Absent Votes	55	51.89	51	48.11	0	106
303	Polling Day Absent Votes	499	52.09	459	47.91	0	958
305	Declared Institution Votes	26	53.06	23	46.94	0	49
306	Polling Day Declaration Votes	81	63.78	46	36.22	0	127
308	Uncertain Identity	0	0.00	0	0.00	0	0
	Declaration Vote Totals	**1,967**	**53.10**	**1,737**	**46.90**	**0**	**3,704**
	Total Final Preference Votes	**18,578**	**61.53**	**11,616**	**38.47**	**0**	**30,194**

2017 State General Election

Two Candidate Preferred Results After Preferences By Booth

67. Nudgee						36,606
	LINARD, Leanne ALP		GLAZE, Debbie LNP		Total Exhausted	Total Formal
No. Polling Booth	Votes	%	Votes	%	Votes	Votes
1 Aspley	64	66.67	32	33.33	0	96
2 Banyo	724	69.68	315	30.32	0	1,039
3 Banyo East	1,397	69.78	605	30.22	0	2,002
4 Boondall	1,983	67.93	936	32.07	0	2,919
5 Chermside East	480	58.18	345	41.82	0	825
6 Geebung	142	63.39	82	36.61	0	224
7 Kalinga	57	58.16	41	41.84	0	98
8 Kedron	127	61.06	81	38.94	0	208
9 Northgate Central	882	69.39	389	30.61	0	1,271
10 Nudgee	921	69.14	411	30.86	0	1,332
11 Nundah	1,476	65.37	782	34.63	0	2,258
12 Nundah East	870	66.62	436	33.38	0	1,306
13 Nundah North	650	60.86	418	39.14	0	1,068
14 Nundah West	427	56.78	325	43.22	0	752
15 Taigum	445	70.75	184	29.25	0	629
16 Virginia	1,083	65.92	560	34.08	0	1,643
17 Wavell	149	55.39	120	44.61	0	269
18 Wavell Heights East	408	51.91	378	48.09	0	786
19 Zillmere	194	67.60	93	32.40	0	287
20 Zillmere North	859	73.17	315	26.83	0	1,174
21 Brisbane CBD All-Districts Centre	45	77.59	13	22.41	0	58
22 Bundaberg All-Districts Centre	0	0.00	0	0.00	0	0
23 Burleigh All-Districts Centre	1	50.00	1	50.00	0	2
24 Cairns All-Districts Centre	0	0.00	0	0.00	0	0
25 East Brisbane All-Districts Centre	11	64.71	6	35.29	0	17
26 Hervey Bay All-Districts Centre	0	0.00	0	0.00	0	0
27 Mackay All-Districts Centre	1	100.00	0	0.00	0	1
28 Maroochydore All-Districts Centre	1	33.33	2	66.67	0	3
29 Morayfield All-Districts Centre	1	100.00	0	0.00	0	1
30 Noosa All-Districts Centre	2	66.67	1	33.33	0	3
31 Oodgeroo All-Districts Centre	0	0.00	0	0.00	0	0
32 Redcliffe All-Districts Centre	0	0.00	0	0.00	0	0
33 Southport All-Districts Centre	0	0.00	0	0.00	0	0
34 Telephone Voting	5	100.00	0	0.00	0	5
35 Townsville All-Districts Centre	0	0.00	0	0.00	0	0
36 Vulture Street All-Districts Centre	0	0.00	3	100.00	0	3
37 Woolloongabba All-Districts Centre	4	57.14	3	42.86	0	7
38 Brisbane CBD All-Districts Centre Pre-Poll	726	67.53	349	32.47	0	1,075
39 Bundaberg All-Districts Centre Pre-Poll	0	0.00	0	0.00	0	0
40 Burleigh All-Districts Centre Pre-Poll	4	44.44	5	55.56	0	9

2017 State General Election

Two Candidate Preferred Results After Preferences By Booth

67. Nudgee						36,606
		LINARD, Leanne ALP		GLAZE, Debbie LNP		Total Exhausted	Total Formal
No.	Polling Booth	Votes	%	Votes	%	Votes	Votes
41	Cairns All-Districts Centre Pre-Poll	4	66.67	2	33.33	0	6
42	Electoral Visit	56	46.67	64	53.33	0	120
43	Hervey Bay All-Districts Centre Pre-poll	0	0.00	1	100.00	0	1
44	Mackay All-Districts Centre Pre-Poll	2	50.00	2	50.00	0	4
45	Maroochydore All-Districts Centre Pre-	5	62.50	3	37.50	0	8
46	Morayfield All-Districts Centre Pre-poll	15	50.00	15	50.00	0	30
47	Noosa All-Districts Centre Pre-Poll	5	62.50	3	37.50	0	8
48	Oodgeroo All-Districts Centre Pre-Poll	4	100.00	0	0.00	0	4
49	Redcliffe All-Districts Centre Pre-Poll	71	64.55	39	35.45	0	110
50	Southport All-Districts Centre Pre-Poll	6	75.00	2	25.00	0	8
51	Telephone Voting - Pre-poll	9	90.00	1	10.00	0	10
52	Townsville All-Districts Centre Pre-Poll	2	40.00	3	60.00	0	5
53	eAssist - Coorparoo Pre-Poll	1	33.33	2	66.67	0	3
54	Returning Officer Nudgee Pre-Poll	1,752	60.94	1,123	39.06	0	2,875
55	Returning Officer Algester Pre-Poll	0	0.00	0	0.00	0	0
56	Returning Officer Aspley Pre-Poll	96	61.94	59	38.06	0	155
57	Returning Officer Bancroft Pre-Poll	2	50.00	2	50.00	0	4
58	Returning Officer Barron River Pre-Poll	0	0.00	0	0.00	0	0
59	Returning Officer Bonney Pre-Poll	0	0.00	0	0.00	0	0
60	Returning Officer Broadwater Pre-Poll	2	66.67	1	33.33	0	3
61	Returning Officer Buderim Pre-Poll	1	100.00	0	0.00	0	1
62	Returning Officer Bulimba Pre-Poll	4	80.00	1	20.00	0	5
63	Returning Officer Bundaberg Pre-Poll	0	0.00	0	0.00	0	0
64	Returning Officer Bundamba Pre-Poll	1	100.00	0	0.00	0	1
65	Returning Officer Burdekin Pre-Poll	0	0.00	0	0.00	0	0
66	Returning Officer Burleigh Pre-Poll	0	0.00	0	0.00	0	0
67	Returning Officer Burnett Pre-Poll	0	0.00	0	0.00	0	0
68	Returning Officer Cairns Pre-Poll	0	0.00	0	0.00	0	0
69	Returning Officer Callide Pre-Poll	0	0.00	0	0.00	0	0
70	Returning Officer Caloundra Pre-Poll	8	88.89	1	11.11	0	9
71	Returning Officer Capalaba Pre-Poll	2	50.00	2	50.00	0	4
72	Returning Officer Chatsworth Pre-Poll	0	0.00	1	100.00	0	1
73	Returning Officer Clayfield Pre-Poll	74	48.05	80	51.95	0	154
74	Returning Officer Condamine Pre-Poll	0	0.00	0	0.00	0	0
75	Returning Officer Cook Pre-Poll	0	0.00	2	100.00	0	2
76	Returning Officer Coomera Pre-Poll	1	50.00	1	50.00	0	2
77	Returning Officer Cooper Pre-Poll	7	87.50	1	12.50	0	8
78	Returning Officer Currumbin Pre-Poll	2	40.00	3	60.00	0	5
79	Returning Officer Everton Pre-Poll	4	44.44	5	55.56	0	9
80	Returning Officer Ferny Grove Pre-Poll	3	75.00	1	25.00	0	4

2017 State General Election

Two Candidate Preferred Results After Preferences By Booth

67. Nudgee						36,606
		LINARD, Leanne ALP		GLAZE, Debbie LNP		Total Exhausted	Total Formal
No.	Polling Booth	Votes	%	Votes	%	Votes	Votes
81	Returning Officer Gaven Pre-Poll	1	100.00	0	0.00	0	1
82	Returning Officer Gladstone Pre-Poll	2	100.00	0	0.00	0	2
83	Returning Officer Glass House Pre-Poll	0	0.00	1	100.00	0	1
84	Returning Officer Greenslopes Pre-Poll	5	55.56	4	44.44	0	9
85	Returning Officer Gregory Pre-Poll	0	0.00	1	100.00	0	1
86	Returning Officer Gympie Pre-Poll	3	75.00	1	25.00	0	4
87	Returning Officer Hervey Bay Pre-Poll	0	0.00	1	100.00	0	1
88	Returning Officer Hill Pre-Poll	0	0.00	0	0.00	0	0
89	Returning Officer Hinchinbrook Pre-Poll	0	0.00	0	0.00	0	0
90	Returning Officer Inala Pre-Poll	2	66.67	1	33.33	0	3
91	Returning Officer Ipswich Pre-Poll	2	50.00	2	50.00	0	4
92	Returning Officer Ipswich West Pre-Poll	0	0.00	0	0.00	0	0
93	Returning Officer Jordan Pre-Poll	1	100.00	0	0.00	0	1
94	Returning Officer Kawana Pre-Poll	0	0.00	0	0.00	0	0
95	Returning Officer Keppel Pre-Poll	1	100.00	0	0.00	0	1
96	Returning Officer Kurwongbah Pre-Poll	2	50.00	2	50.00	0	4
97	Returning Officer Lockyer Pre-Poll	1	33.33	2	66.67	0	3
98	Returning Officer Logan Pre-Poll	0	0.00	0	0.00	0	0
99	Returning Officer Lytton Pre-Poll	5	71.43	2	28.57	0	7
100	Returning Officer Macalister Pre-Poll	0	0.00	0	0.00	0	0
101	Returning Officer Mackay Pre-Poll	0	0.00	0	0.00	0	0
102	Returning Officer Maiwar Pre-Poll	0	0.00	0	0.00	0	0
103	Returning Officer Mansfield Pre-Poll	1	33.33	2	66.67	0	3
104	Returning Officer Maroochydore Pre-Poll	0	0.00	0	0.00	0	0
105	Returning Officer Maryborough Pre-Poll	1	25.00	3	75.00	0	4
106	Returning Officer Mcconnel Pre-Poll	16	88.89	2	11.11	0	18
107	Returning Officer Mermaid Beach Pre-Poll	1	33.33	2	66.67	0	3
108	Returning Officer Miller Pre-Poll	2	50.00	2	50.00	0	4
109	Returning Officer Mirani Pre-Poll	0	0.00	0	0.00	0	0
110	Returning Officer Moggill Pre-Poll	1	33.33	2	66.67	0	3
111	Returning Officer Morayfield Pre-Poll	0	0.00	0	0.00	0	0
112	Returning Officer Mount Ommaney Pre-	2	100.00	0	0.00	0	2
113	Returning Officer Mudgeeraba Pre-Poll	0	0.00	1	100.00	0	1
114	Returning Officer Mulgrave Pre-Poll	0	0.00	0	0.00	0	0
115	Returning Officer Mundingburra Pre-Poll	0	0.00	0	0.00	0	0
116	Returning Officer Murrumba Pre-Poll	6	85.71	1	14.29	0	7
117	Returning Officer Nanango Pre-Poll	1	20.00	4	80.00	0	5
118	Returning Officer Nicklin Pre-Poll	1	100.00	0	0.00	0	1
119	Returning Officer Ninderry Pre-Poll	0	0.00	2	100.00	0	2
120	Returning Officer Noosa Pre-Poll	0	0.00	0	0.00	0	0

2017 State General Election

Two Candidate Preferred Results After Preferences By Booth

67. Nudgee						36,606
		LINARD, Leanne ALP		GLAZE, Debbie LNP		Total Exhausted	Total Formal
No.	Polling Booth	Votes	%	Votes	%	Votes	Votes
121	Returning Officer Oodgeroo Pre-Poll	0	0.00	0	0.00	0	0
122	Returning Officer Pine Rivers Pre-Poll	14	56.00	11	44.00	0	25
123	Returning Officer Pumicestone Pre-Poll	6	100.00	0	0.00	0	6
124	Returning Officer Redcliffe Pre-Poll	0	0.00	0	0.00	0	0
125	Returning Officer Redlands Pre-Poll	0	0.00	1	100.00	0	1
126	Returning Officer Rockhampton Pre-Poll	7	70.00	3	30.00	0	10
127	Returning Officer Sandgate Pre-Poll	289	59.71	195	40.29	0	484
128	Returning Officer Scenic Rim Pre-Poll	0	0.00	1	100.00	0	1
129	Returning Officer South Brisbane Pre-Poll	5	62.50	3	37.50	0	8
130	Returning Officer Southern Downs Pre-	0	0.00	0	0.00	0	0
131	Returning Officer Southport Pre-Poll	0	0.00	0	0.00	0	0
132	Returning Officer Springwood Pre-Poll	0	0.00	1	100.00	0	1
133	Returning Officer Stafford Pre-Poll	54	48.65	57	51.35	0	111
134	Returning Officer Stretton Pre-Poll	2	100.00	0	0.00	0	2
135	Returning Officer Surfers Paradise Pre-	0	0.00	2	100.00	0	2
136	Returning Officer Theodore Pre-Poll	0	0.00	0	0.00	0	0
137	Returning Officer Thuringowa Pre-Poll	0	0.00	0	0.00	0	0
138	Returning Officer Toohey Pre-Poll	0	0.00	0	0.00	0	0
139	Returning Officer Toowoomba North Pre-	1	50.00	1	50.00	0	2
140	Returning Officer Toowoomba South Pre-	0	0.00	1	100.00	0	1
141	Returning Officer Townsville Pre-Poll	0	0.00	0	0.00	0	0
142	Returning Officer Traeger Pre-Poll	1	50.00	1	50.00	0	2
143	Returning Officer Warrego Pre-Poll	1	100.00	0	0.00	0	1
144	Returning Officer Waterford Pre-Poll	0	0.00	0	0.00	0	0
145	Returning Officer Whitsunday Pre-Poll	1	100.00	0	0.00	0	1
146	Returning Officer Woodridge Pre-Poll	2	66.67	1	33.33	0	3
	Polling Booth Totals	**16,718**	**65.09**	**8,967**	**34.91**	**0**	**25,685**
301	Postal, Special Postal, Unenrolled Votes	1,906	60.45	1,247	39.55	0	3,153
302	Pre-Poll (In Person) Absent Votes	51	53.13	45	46.88	0	96
303	Polling Day Absent Votes	1,137	60.87	731	39.13	0	1,868
305	Declared Institution Votes	35	66.04	18	33.96	0	53
306	Polling Day Declaration Votes	93	64.58	51	35.42	0	144
308	Uncertain Identity	0	0.00	0	0.00	0	0
	Declaration Vote Totals	**3,222**	**60.63**	**2,092**	**39.37**	**0**	**5,314**
	Total Final Preference Votes	**19,940**	**64.32**	**11,059**	**35.68**	**0**	**30,999**

2017 State General Election

Two Candidate Preferred Results After Preferences By Booth

68. Oodgeroo						32,116
		ROBINSON, Mark LNP		AUSTIN, Tony ALP		Total Exhausted	Total Formal
No.	Polling Booth	Votes	%	Votes	%	Votes	Votes
1	Amity Point	123	58.57	87	41.43	0	210
2	Bay View Thornlands	283	55.93	223	44.07	0	506
3	Birkdale	583	51.23	555	48.77	0	1,138
4	Birkdale South	181	45.48	217	54.52	0	398
5	Cleveland	1,228	56.69	938	43.31	0	2,166
6	Cleveland High	566	46.09	662	53.91	0	1,228
7	Dunwich	260	56.64	199	43.36	0	459
8	Ormiston	1,163	54.70	963	45.30	0	2,126
9	Point Lookout	179	47.35	199	52.65	0	378
10	Thornlands	722	56.14	564	43.86	0	1,286
11	Victoria Point	60	67.42	29	32.58	0	89
12	Wellington Point	1,083	54.53	903	45.47	0	1,986
13	Wellington Point High	657	55.40	529	44.60	0	1,186
14	Brisbane CBD All-Districts Centre	11	52.38	10	47.62	0	21
15	Bundaberg All-Districts Centre	0	0.00	0	0.00	0	0
16	Burleigh All-Districts Centre	0	0.00	3	100.00	0	3
17	Cairns All-Districts Centre	0	0.00	2	100.00	0	2
18	East Brisbane All-Districts Centre	4	33.33	8	66.67	0	12
19	Hervey Bay All-Districts Centre	0	0.00	0	0.00	0	0
20	Mackay All-Districts Centre	1	100.00	0	0.00	0	1
21	Maroochydore All-Districts Centre	0	0.00	0	0.00	0	0
22	Morayfield All-Districts Centre	0	0.00	0	0.00	0	0
23	Noosa All-Districts Centre	3	75.00	1	25.00	0	4
24	Oodgeroo All-Districts Centre	321	56.32	249	43.68	0	570
25	Redcliffe All-Districts Centre	0	0.00	0	0.00	0	0
26	Southport All-Districts Centre	0	0.00	1	100.00	0	1
27	Telephone Voting	2	66.67	1	33.33	0	3
28	Townsville All-Districts Centre	0	0.00	1	100.00	0	1
29	Vulture Street All-Districts Centre	3	60.00	2	40.00	0	5
30	Woolloongabba All-Districts Centre	1	33.33	2	66.67	0	3
31	Brisbane CBD All-Districts Centre Pre-Poll	102	47.22	114	52.78	0	216
32	Bundaberg All-Districts Centre Pre-Poll	5	83.33	1	16.67	0	6
33	Burleigh All-Districts Centre Pre-Poll	6	60.00	4	40.00	0	10
34	Cairns All-Districts Centre Pre-Poll	0	0.00	1	100.00	0	1
35	Electoral Visit	65	57.02	49	42.98	0	114
36	Hervey Bay All-Districts Centre Pre-poll	0	0.00	3	100.00	0	3
37	Mackay All-Districts Centre Pre-Poll	2	50.00	2	50.00	0	4
38	Maroochydore All-Districts Centre Pre-	8	80.00	2	20.00	0	10
39	Morayfield All-Districts Centre Pre-poll	2	100.00	0	0.00	0	2
40	Noosa All-Districts Centre Pre-Poll	9	81.82	2	18.18	0	11

2017 State General Election

Two Candidate Preferred Results After Preferences By Booth

68. Oodgeroo						32,116
		ROBINSON, Mark LNP		AUSTIN, Tony ALP		Total Exhausted	Total Formal
No.	Polling Booth	Votes	%	Votes	%	Votes	Votes
41	Oodgeroo All-Districts Centre Pre-Poll	5,004	62.29	3,029	37.71	0	8,033
42	Redcliffe All-Districts Centre Pre-Poll	6	75.00	2	25.00	0	8
43	Southport All-Districts Centre Pre-Poll	3	60.00	2	40.00	0	5
44	Telephone Voting - Pre-poll	4	30.77	9	69.23	0	13
45	Townsville All-Districts Centre Pre-Poll	3	42.86	4	57.14	0	7
46	eAssist - Coorparoo Pre-Poll	2	28.57	5	71.43	0	7
47	Returning Officer Oodgeroo Pre-Poll	0	0.00	0	0.00	0	0
48	Returning Officer Algester Pre-Poll	0	0.00	0	0.00	0	0
49	Returning Officer Aspley Pre-Poll	0	0.00	0	0.00	0	0
50	Returning Officer Bancroft Pre-Poll	0	0.00	0	0.00	0	0
51	Returning Officer Barron River Pre-Poll	0	0.00	0	0.00	0	0
52	Returning Officer Bonney Pre-Poll	0	0.00	0	0.00	0	0
53	Returning Officer Broadwater Pre-Poll	4	100.00	0	0.00	0	4
54	Returning Officer Buderim Pre-Poll	0	0.00	0	0.00	0	0
55	Returning Officer Bulimba Pre-Poll	5	50.00	5	50.00	0	10
56	Returning Officer Bundaberg Pre-Poll	0	0.00	0	0.00	0	0
57	Returning Officer Bundamba Pre-Poll	1	50.00	1	50.00	0	2
58	Returning Officer Burdekin Pre-Poll	0	0.00	0	0.00	0	0
59	Returning Officer Burleigh Pre-Poll	0	0.00	0	0.00	0	0
60	Returning Officer Burnett Pre-Poll	0	0.00	0	0.00	0	0
61	Returning Officer Cairns Pre-Poll	0	0.00	0	0.00	0	0
62	Returning Officer Callide Pre-Poll	0	0.00	0	0.00	0	0
63	Returning Officer Caloundra Pre-Poll	1	50.00	1	50.00	0	2
64	Returning Officer Capalaba Pre-Poll	436	55.05	356	44.95	0	792
65	Returning Officer Chatsworth Pre-Poll	4	80.00	1	20.00	0	5
66	Returning Officer Clayfield Pre-Poll	1	33.33	2	66.67	0	3
67	Returning Officer Condamine Pre-Poll	0	0.00	1	100.00	0	1
68	Returning Officer Cook Pre-Poll	0	0.00	0	0.00	0	0
69	Returning Officer Coomera Pre-Poll	1	50.00	1	50.00	0	2
70	Returning Officer Cooper Pre-Poll	5	83.33	1	16.67	0	6
71	Returning Officer Currumbin Pre-Poll	1	100.00	0	0.00	0	1
72	Returning Officer Everton Pre-Poll	1	100.00	0	0.00	0	1
73	Returning Officer Ferny Grove Pre-Poll	1	100.00	0	0.00	0	1
74	Returning Officer Gaven Pre-Poll	0	0.00	1	100.00	0	1
75	Returning Officer Gladstone Pre-Poll	1	33.33	2	66.67	0	3
76	Returning Officer Glass House Pre-Poll	1	50.00	1	50.00	0	2
77	Returning Officer Greenslopes Pre-Poll	2	50.00	2	50.00	0	4
78	Returning Officer Gregory Pre-Poll	0	0.00	0	0.00	0	0
79	Returning Officer Gympie Pre-Poll	1	100.00	0	0.00	0	1
80	Returning Officer Hervey Bay Pre-Poll	0	0.00	0	0.00	0	0

2017 State General Election

Two Candidate Preferred Results After Preferences By Booth

68. Oodgeroo						32,116
		ROBINSON, Mark LNP		AUSTIN, Tony ALP		Total Exhausted	Total Formal
No.	Polling Booth	Votes	%	Votes	%	Votes	Votes
81	Returning Officer Hill Pre-Poll	0	0.00	0	0.00	0	0
82	Returning Officer Hinchinbrook Pre-Poll	0	0.00	0	0.00	0	0
83	Returning Officer Inala Pre-Poll	2	66.67	1	33.33	0	3
84	Returning Officer Ipswich Pre-Poll	6	75.00	2	25.00	0	8
85	Returning Officer Ipswich West Pre-Poll	0	0.00	0	0.00	0	0
86	Returning Officer Jordan Pre-Poll	0	0.00	2	100.00	0	2
87	Returning Officer Kawana Pre-Poll	1	100.00	0	0.00	0	1
88	Returning Officer Keppel Pre-Poll	2	66.67	1	33.33	0	3
89	Returning Officer Kurwongbah Pre-Poll	0	0.00	0	0.00	0	0
90	Returning Officer Lockyer Pre-Poll	0	0.00	0	0.00	0	0
91	Returning Officer Logan Pre-Poll	2	100.00	0	0.00	0	2
92	Returning Officer Lytton Pre-Poll	34	61.82	21	38.18	0	55
93	Returning Officer Macalister Pre-Poll	0	0.00	0	0.00	0	0
94	Returning Officer Mackay Pre-Poll	0	0.00	0	0.00	0	0
95	Returning Officer Maiwar Pre-Poll	0	0.00	0	0.00	0	0
96	Returning Officer Mansfield Pre-Poll	3	50.00	3	50.00	0	6
97	Returning Officer Maroochydore Pre-Poll	0	0.00	0	0.00	0	0
98	Returning Officer Maryborough Pre-Poll	0	0.00	0	0.00	0	0
99	Returning Officer Mcconnel Pre-Poll	5	62.50	3	37.50	0	8
100	Returning Officer Mermaid Beach Pre-Poll	2	100.00	0	0.00	0	2
101	Returning Officer Miller Pre-Poll	2	66.67	1	33.33	0	3
102	Returning Officer Mirani Pre-Poll	0	0.00	0	0.00	0	0
103	Returning Officer Moggill Pre-Poll	1	100.00	0	0.00	0	1
104	Returning Officer Morayfield Pre-Poll	0	0.00	0	0.00	0	0
105	Returning Officer Mount Ommaney Pre-	0	0.00	1	100.00	0	1
106	Returning Officer Mudgeeraba Pre-Poll	1	50.00	1	50.00	0	2
107	Returning Officer Mulgrave Pre-Poll	0	0.00	0	0.00	0	0
108	Returning Officer Mundingburra Pre-Poll	0	0.00	0	0.00	0	0
109	Returning Officer Murrumba Pre-Poll	1	100.00	0	0.00	0	1
110	Returning Officer Nanango Pre-Poll	0	0.00	0	0.00	0	0
111	Returning Officer Nicklin Pre-Poll	0	0.00	0	0.00	0	0
112	Returning Officer Ninderry Pre-Poll	4	80.00	1	20.00	0	5
113	Returning Officer Noosa Pre-Poll	0	0.00	0	0.00	0	0
114	Returning Officer Nudgee Pre-Poll	0	0.00	1	100.00	0	1
115	Returning Officer Pine Rivers Pre-Poll	0	0.00	1	100.00	0	1
116	Returning Officer Pumicestone Pre-Poll	2	100.00	0	0.00	0	2
117	Returning Officer Redcliffe Pre-Poll	0	0.00	0	0.00	0	0
118	Returning Officer Redlands Pre-Poll	238	58.62	168	41.38	0	406
119	Returning Officer Rockhampton Pre-Poll	1	100.00	0	0.00	0	1
120	Returning Officer Sandgate Pre-Poll	1	100.00	0	0.00	0	1

2017 State General Election

Two Candidate Preferred Results After Preferences By Booth

68. Oodgeroo						32,116
		ROBINSON, Mark LNP		AUSTIN, Tony ALP		Total Exhausted	Total Formal
No.	Polling Booth	Votes	%	Votes	%	Votes	Votes
121	Returning Officer Scenic Rim Pre-Poll	1	50.00	1	50.00	0	2
122	Returning Officer South Brisbane Pre-Poll	1	50.00	1	50.00	0	2
123	Returning Officer Southern Downs Pre-	2	100.00	0	0.00	0	2
124	Returning Officer Southport Pre-Poll	0	0.00	0	0.00	0	0
125	Returning Officer Springwood Pre-Poll	8	50.00	8	50.00	0	16
126	Returning Officer Stafford Pre-Poll	0	0.00	0	0.00	0	0
127	Returning Officer Stretton Pre-Poll	6	100.00	0	0.00	0	6
128	Returning Officer Surfers Paradise Pre-	0	0.00	0	0.00	0	0
129	Returning Officer Theodore Pre-Poll	0	0.00	3	100.00	0	3
130	Returning Officer Thuringowa Pre-Poll	0	0.00	0	0.00	0	0
131	Returning Officer Toohey Pre-Poll	2	100.00	0	0.00	0	2
132	Returning Officer Toowoomba North Pre-	2	100.00	0	0.00	0	2
133	Returning Officer Toowoomba South Pre-	1	100.00	0	0.00	0	1
134	Returning Officer Townsville Pre-Poll	0	0.00	0	0.00	0	0
135	Returning Officer Traeger Pre-Poll	0	0.00	1	100.00	0	1
136	Returning Officer Warrego Pre-Poll	0	0.00	0	0.00	0	0
137	Returning Officer Waterford Pre-Poll	0	0.00	0	0.00	0	0
138	Returning Officer Whitsunday Pre-Poll	0	0.00	0	0.00	0	0
139	Returning Officer Woodridge Pre-Poll	3	60.00	2	40.00	0	5
	Polling Booth Totals	**13,455**	**56.94**	**10,175**	**43.06**	**0**	**23,630**
301	Postal, Special Postal, Unenrolled Votes	1,701	62.49	1,021	37.51	0	2,722
302	Pre-Poll (In Person) Absent Votes	73	52.90	65	47.10	0	138
303	Polling Day Absent Votes	549	51.55	516	48.45	0	1,065
305	Declared Institution Votes	50	52.63	45	47.37	0	95
306	Polling Day Declaration Votes	55	55.00	45	45.00	0	100
308	Uncertain Identity	0	0.00	0	0.00	0	0
	Declaration Vote Totals	**2,428**	**58.93**	**1,692**	**41.07**	**0**	**4,120**
	Total Final Preference Votes	**15,883**	**57.24**	**11,867**	**42.76**	**0**	**27,750**

2017 State General Election

Two Candidate Preferred Results After Preferences By Booth

69. Pine Rivers						37,031
		BOYD, Nikki ALP		THOMPSON, Chris LNP		Total Exhausted	Total Formal
No.	Polling Booth	Votes	%	Votes	%	Votes	Votes
1	Albany Creek	126	53.39	110	46.61	0	236
2	Bray Park	1,141	65.27	607	34.73	0	1,748
3	Bray Park High	1,478	60.11	981	39.89	0	2,459
4	Cashmere	490	58.33	350	41.67	0	840
5	Closeburn	566	48.13	610	51.87	0	1,176
6	Dayboro	812	50.06	810	49.94	0	1,622
7	Eatons Hill	185	50.14	184	49.86	0	369
8	Lawnton	188	70.41	79	29.59	0	267
9	Mount Nebo	274	79.19	72	20.81	0	346
10	Patricks Road	80	55.56	64	44.44	0	144
11	Petrie	68	63.55	39	36.45	0	107
12	Samford	769	49.04	799	50.96	0	1,568
13	Samford Village	1,117	47.96	1,212	52.04	0	2,329
14	South Pine	163	44.41	204	55.59	0	367
15	Strathpine	1,214	65.94	627	34.06	0	1,841
16	Strathpine West	851	68.80	386	31.20	0	1,237
17	Warner	699	54.02	595	45.98	0	1,294
18	Brisbane CBD All-Districts Centre	22	59.46	15	40.54	0	37
19	Bundaberg All-Districts Centre	0	0.00	0	0.00	0	0
20	Burleigh All-Districts Centre	2	100.00	0	0.00	0	2
21	Cairns All-Districts Centre	1	100.00	0	0.00	0	1
22	East Brisbane All-Districts Centre	0	0.00	0	0.00	0	0
23	Hervey Bay All-Districts Centre	1	100.00	0	0.00	0	1
24	Mackay All-Districts Centre	1	50.00	1	50.00	0	2
25	Maroochydore All-Districts Centre	2	66.67	1	33.33	0	3
26	Morayfield All-Districts Centre	5	62.50	3	37.50	0	8
27	Noosa All-Districts Centre	4	80.00	1	20.00	0	5
28	Oodgeroo All-Districts Centre	1	50.00	1	50.00	0	2
29	Redcliffe All-Districts Centre	3	100.00	0	0.00	0	3
30	Southport All-Districts Centre	0	0.00	0	0.00	0	0
31	Telephone Voting	4	66.67	2	33.33	0	6
32	Townsville All-Districts Centre	0	0.00	0	0.00	0	0
33	Vulture Street All-Districts Centre	0	0.00	0	0.00	0	0
34	Woolloongabba All-Districts Centre	0	0.00	0	0.00	0	0
35	Brisbane CBD All-Districts Centre Pre-Poll	318	65.57	167	34.43	0	485
36	Bundaberg All-Districts Centre Pre-Poll	2	66.67	1	33.33	0	3
37	Burleigh All-Districts Centre Pre-Poll	2	33.33	4	66.67	0	6
38	Cairns All-Districts Centre Pre-Poll	1	33.33	2	66.67	0	3
39	Electoral Visit	25	47.17	28	52.83	0	53
40	Hervey Bay All-Districts Centre Pre-poll	0	0.00	1	100.00	0	1

2017 State General Election

Two Candidate Preferred Results After Preferences By Booth

69. Pine Rivers						37,031
		BOYD, Nikki ALP		THOMPSON, Chris LNP		Total Exhausted	Total Formal
No.	Polling Booth	Votes	%	Votes	%	Votes	Votes
41	Mackay All-Districts Centre Pre-Poll	2	40.00	3	60.00	0	5
42	Maroochydore All-Districts Centre Pre-	8	50.00	8	50.00	0	16
43	Morayfield All-Districts Centre Pre-poll	28	62.22	17	37.78	0	45
44	Noosa All-Districts Centre Pre-Poll	1	50.00	1	50.00	0	2
45	Oodgeroo All-Districts Centre Pre-Poll	1	50.00	1	50.00	0	2
46	Redcliffe All-Districts Centre Pre-Poll	23	46.94	26	53.06	0	49
47	Southport All-Districts Centre Pre-Poll	2	66.67	1	33.33	0	3
48	Telephone Voting - Pre-poll	5	83.33	1	16.67	0	6
49	Townsville All-Districts Centre Pre-Poll	6	66.67	3	33.33	0	9
50	eAssist - Coorparoo Pre-Poll	0	0.00	0	0.00	0	0
51	Warner Pre-Poll	2,738	55.41	2,203	44.59	0	4,941
52	Returning Officer Pine Rivers Pre-Poll	1,618	58.03	1,170	41.97	0	2,788
53	Returning Officer Algester Pre-Poll	0	0.00	0	0.00	0	0
54	Returning Officer Aspley Pre-Poll	37	46.25	43	53.75	0	80
55	Returning Officer Bancroft Pre-Poll	2	40.00	3	60.00	0	5
56	Returning Officer Barron River Pre-Poll	1	100.00	0	0.00	0	1
57	Returning Officer Bonney Pre-Poll	0	0.00	0	0.00	0	0
58	Returning Officer Broadwater Pre-Poll	0	0.00	0	0.00	0	0
59	Returning Officer Buderim Pre-Poll	0	0.00	0	0.00	0	0
60	Returning Officer Bulimba Pre-Poll	2	66.67	1	33.33	0	3
61	Returning Officer Bundaberg Pre-Poll	0	0.00	0	0.00	0	0
62	Returning Officer Bundamba Pre-Poll	1	50.00	1	50.00	0	2
63	Returning Officer Burdekin Pre-Poll	0	0.00	0	0.00	0	0
64	Returning Officer Burleigh Pre-Poll	0	0.00	0	0.00	0	0
65	Returning Officer Burnett Pre-Poll	0	0.00	0	0.00	0	0
66	Returning Officer Cairns Pre-Poll	1	33.33	2	66.67	0	3
67	Returning Officer Callide Pre-Poll	0	0.00	0	0.00	0	0
68	Returning Officer Caloundra Pre-Poll	3	30.00	7	70.00	0	10
69	Returning Officer Capalaba Pre-Poll	1	100.00	0	0.00	0	1
70	Returning Officer Chatsworth Pre-Poll	0	0.00	0	0.00	0	0
71	Returning Officer Clayfield Pre-Poll	8	38.10	13	61.90	0	21
72	Returning Officer Condamine Pre-Poll	0	0.00	0	0.00	0	0
73	Returning Officer Cook Pre-Poll	0	0.00	0	0.00	0	0
74	Returning Officer Coomera Pre-Poll	0	0.00	0	0.00	0	0
75	Returning Officer Cooper Pre-Poll	5	62.50	3	37.50	0	8
76	Returning Officer Currumbin Pre-Poll	1	25.00	3	75.00	0	4
77	Returning Officer Everton Pre-Poll	20	47.62	22	52.38	0	42
78	Returning Officer Ferny Grove Pre-Poll	114	37.01	194	62.99	0	308
79	Returning Officer Gaven Pre-Poll	1	100.00	0	0.00	0	1
80	Returning Officer Gladstone Pre-Poll	1	25.00	3	75.00	0	4

2017 State General Election

Two Candidate Preferred Results After Preferences By Booth

69. Pine Rivers						37,031
		BOYD, Nikki ALP		THOMPSON, Chris LNP		Total Exhausted	Total Formal
No.	Polling Booth	Votes	%	Votes	%	Votes	Votes
81	Returning Officer Glass House Pre-Poll	2	66.67	1	33.33	0	3
82	Returning Officer Greenslopes Pre-Poll	1	33.33	2	66.67	0	3
83	Returning Officer Gregory Pre-Poll	0	0.00	0	0.00	0	0
84	Returning Officer Gympie Pre-Poll	1	100.00	0	0.00	0	1
85	Returning Officer Hervey Bay Pre-Poll	0	0.00	0	0.00	0	0
86	Returning Officer Hill Pre-Poll	1	100.00	0	0.00	0	1
87	Returning Officer Hinchinbrook Pre-Poll	0	0.00	1	100.00	0	1
88	Returning Officer Inala Pre-Poll	1	100.00	0	0.00	0	1
89	Returning Officer Ipswich Pre-Poll	0	0.00	1	100.00	0	1
90	Returning Officer Ipswich West Pre-Poll	0	0.00	0	0.00	0	0
91	Returning Officer Jordan Pre-Poll	0	0.00	0	0.00	0	0
92	Returning Officer Kawana Pre-Poll	2	50.00	2	50.00	0	4
93	Returning Officer Keppel Pre-Poll	0	0.00	0	0.00	0	0
94	Returning Officer Kurwongbah Pre-Poll	3	75.00	1	25.00	0	4
95	Returning Officer Lockyer Pre-Poll	0	0.00	1	100.00	0	1
96	Returning Officer Logan Pre-Poll	1	100.00	0	0.00	0	1
97	Returning Officer Lytton Pre-Poll	1	33.33	2	66.67	0	3
98	Returning Officer Macalister Pre-Poll	0	0.00	0	0.00	0	0
99	Returning Officer Mackay Pre-Poll	0	0.00	0	0.00	0	0
100	Returning Officer Maiwar Pre-Poll	5	100.00	0	0.00	0	5
101	Returning Officer Mansfield Pre-Poll	3	100.00	0	0.00	0	3
102	Returning Officer Maroochydore Pre-Poll	0	0.00	0	0.00	0	0
103	Returning Officer Maryborough Pre-Poll	0	0.00	0	0.00	0	0
104	Returning Officer Mcconnel Pre-Poll	9	69.23	4	30.77	0	13
105	Returning Officer Mermaid Beach Pre-Poll	0	0.00	1	100.00	0	1
106	Returning Officer Miller Pre-Poll	2	100.00	0	0.00	0	2
107	Returning Officer Mirani Pre-Poll	0	0.00	0	0.00	0	0
108	Returning Officer Moggill Pre-Poll	3	75.00	1	25.00	0	4
109	Returning Officer Morayfield Pre-Poll	0	0.00	0	0.00	0	0
110	Returning Officer Mount Ommaney Pre-	2	66.67	1	33.33	0	3
111	Returning Officer Mudgeeraba Pre-Poll	1	100.00	0	0.00	0	1
112	Returning Officer Mulgrave Pre-Poll	0	0.00	0	0.00	0	0
113	Returning Officer Mundingburra Pre-Poll	0	0.00	0	0.00	0	0
114	Returning Officer Murrumba Pre-Poll	64	64.65	35	35.35	0	99
115	Returning Officer Nanango Pre-Poll	0	0.00	0	0.00	0	0
116	Returning Officer Nicklin Pre-Poll	1	20.00	4	80.00	0	5
117	Returning Officer Ninderry Pre-Poll	2	100.00	0	0.00	0	2
118	Returning Officer Noosa Pre-Poll	0	0.00	0	0.00	0	0
119	Returning Officer Nudgee Pre-Poll	8	57.14	6	42.86	0	14
120	Returning Officer Oodgeroo Pre-Poll	0	0.00	0	0.00	0	0

2017 State General Election

Two Candidate Preferred Results After Preferences By Booth

69. Pine Rivers						37,031
		BOYD, Nikki ALP		THOMPSON, Chris LNP		Total Exhausted	Total Formal
No.	Polling Booth	Votes	%	Votes	%	Votes	Votes
121	Returning Officer Pumicestone Pre-Poll	6	75.00	2	25.00	0	8
122	Returning Officer Redcliffe Pre-Poll	0	0.00	0	0.00	0	0
123	Returning Officer Redlands Pre-Poll	0	0.00	0	0.00	0	0
124	Returning Officer Rockhampton Pre-Poll	3	75.00	1	25.00	0	4
125	Returning Officer Sandgate Pre-Poll	15	75.00	5	25.00	0	20
126	Returning Officer Scenic Rim Pre-Poll	0	0.00	0	0.00	0	0
127	Returning Officer South Brisbane Pre-Poll	15	55.56	12	44.44	0	27
128	Returning Officer Southern Downs Pre-	1	100.00	0	0.00	0	1
129	Returning Officer Southport Pre-Poll	0	0.00	0	0.00	0	0
130	Returning Officer Springwood Pre-Poll	0	0.00	1	100.00	0	1
131	Returning Officer Stafford Pre-Poll	11	47.83	12	52.17	0	23
132	Returning Officer Stretton Pre-Poll	0	0.00	0	0.00	0	0
133	Returning Officer Surfers Paradise Pre-	1	100.00	0	0.00	0	1
134	Returning Officer Theodore Pre-Poll	0	0.00	1	100.00	0	1
135	Returning Officer Thuringowa Pre-Poll	0	0.00	0	0.00	0	0
136	Returning Officer Toohey Pre-Poll	0	0.00	1	100.00	0	1
137	Returning Officer Toowoomba North Pre-	1	50.00	1	50.00	0	2
138	Returning Officer Toowoomba South Pre-	1	100.00	0	0.00	0	1
139	Returning Officer Townsville Pre-Poll	0	0.00	0	0.00	0	0
140	Returning Officer Traeger Pre-Poll	0	0.00	0	0.00	0	0
141	Returning Officer Warrego Pre-Poll	0	0.00	0	0.00	0	0
142	Returning Officer Waterford Pre-Poll	0	0.00	0	0.00	0	0
143	Returning Officer Whitsunday Pre-Poll	0	0.00	0	0.00	0	0
144	Returning Officer Woodridge Pre-Poll	0	0.00	0	0.00	0	0
	Polling Booth Totals	**15,412**	**56.67**	**11,784**	**43.33**	**0**	**27,196**
301	Postal, Special Postal, Unenrolled Votes	1,747	49.79	1,762	50.21	0	3,509
302	Pre-Poll (In Person) Absent Votes	54	52.94	48	47.06	0	102
303	Polling Day Absent Votes	974	62.36	588	37.64	0	1,562
305	Declared Institution Votes	28	59.57	19	40.43	0	47
306	Polling Day Declaration Votes	40	54.79	33	45.21	0	73
308	Uncertain Identity	0	0.00	0	0.00	0	0
	Declaration Vote Totals	**2,843**	**53.71**	**2,450**	**46.29**	**0**	**5,293**
	Total Final Preference Votes	**18,255**	**56.19**	**14,234**	**43.81**	**0**	**32,489**

2017 State General Election

Two Candidate Preferred Results After Preferences By Booth

70. Pumicestone						35,004
		WILSON, Simone LNP		HOOGWAERTS, Michael ALP		Total Exhausted	Total Formal
No.	Polling Booth	Votes	%	Votes	%	Votes	Votes
1	Banksia Beach	1,549	55.98	1,218	44.02	0	2,767
2	Beachmere	842	48.09	909	51.91	0	1,751
3	Bellara	850	47.27	948	52.73	0	1,798
4	Bongaree	1,301	50.90	1,255	49.10	0	2,556
5	Caboolture	207	39.20	321	60.80	0	528
6	Caboolture East	237	39.04	370	60.96	0	607
7	Caboolture West	69	36.90	118	63.10	0	187
8	Donnybrook	253	56.47	195	43.53	0	448
9	Elimbah	294	46.15	343	53.85	0	637
10	Morayfield	76	37.81	125	62.19	0	201
11	Ningi	919	50.80	890	49.20	0	1,809
12	Pumicestone	445	38.33	716	61.67	0	1,161
13	Sandstone Point	865	48.98	901	51.02	0	1,766
14	Toorbul	254	56.57	195	43.43	0	449
15	Wamuran	40	53.33	35	46.67	0	75
16	Woorim	504	46.54	579	53.46	0	1,083
17	Brisbane CBD All-Districts Centre	3	30.00	7	70.00	0	10
18	Bundaberg All-Districts Centre	2	40.00	3	60.00	0	5
19	Burleigh All-Districts Centre	6	66.67	3	33.33	0	9
20	Cairns All-Districts Centre	1	100.00	0	0.00	0	1
21	East Brisbane All-Districts Centre	0	0.00	7	100.00	0	7
22	Hervey Bay All-Districts Centre	0	0.00	0	0.00	0	0
23	Mackay All-Districts Centre	1	100.00	0	0.00	0	1
24	Maroochydore All-Districts Centre	0	0.00	0	0.00	0	0
25	Morayfield All-Districts Centre	16	57.14	12	42.86	0	28
26	Noosa All-Districts Centre	0	0.00	0	0.00	0	0
27	Oodgeroo All-Districts Centre	1	100.00	0	0.00	0	1
28	Redcliffe All-Districts Centre	2	40.00	3	60.00	0	5
29	Southport All-Districts Centre	0	0.00	2	100.00	0	2
30	Telephone Voting	1	25.00	3	75.00	0	4
31	Townsville All-Districts Centre	1	20.00	4	80.00	0	5
32	Vulture Street All-Districts Centre	0	0.00	1	100.00	0	1
33	Woolloongabba All-Districts Centre	2	100.00	0	0.00	0	2
34	Brisbane CBD All-Districts Centre Pre-Poll	40	42.11	55	57.89	0	95
35	Bundaberg All-Districts Centre Pre-Poll	0	0.00	0	0.00	0	0
36	Burleigh All-Districts Centre Pre-Poll	0	0.00	0	0.00	0	0
37	Cairns All-Districts Centre Pre-Poll	7	63.64	4	36.36	0	11
38	Electoral Visit	4	50.00	4	50.00	0	8
39	Hervey Bay All-Districts Centre Pre-poll	13	81.25	3	18.75	0	16
40	Mackay All-Districts Centre Pre-Poll	4	66.67	2	33.33	0	6

2017 State General Election

Two Candidate Preferred Results After Preferences By Booth

70. Pumicestone						35,004
	WILSON, Simone LNP		HOOGWAERTS, Michael ALP		Total Exhausted	Total Formal
No. Polling Booth	Votes	%	Votes	%	Votes	Votes
41 Maroochydore All-Districts Centre Pre-	14	60.87	9	39.13	0	23
42 Morayfield All-Districts Centre Pre-poll	850	47.59	936	52.41	0	1,786
43 Noosa All-Districts Centre Pre-Poll	2	100.00	0	0.00	0	2
44 Oodgeroo All-Districts Centre Pre-Poll	5	83.33	1	16.67	0	6
45 Redcliffe All-Districts Centre Pre-Poll	26	56.52	20	43.48	0	46
46 Southport All-Districts Centre Pre-Poll	1	50.00	1	50.00	0	2
47 Telephone Voting - Pre-poll	6	46.15	7	53.85	0	13
48 Townsville All-Districts Centre Pre-Poll	0	0.00	0	0.00	0	0
49 eAssist - Coorparoo Pre-Poll	0	0.00	1	100.00	0	1
50 Returning Officer Pumicestone Pre-Poll	2,640	56.73	2,014	43.27	0	4,654
51 Returning Officer Algester Pre-Poll	0	0.00	0	0.00	0	0
52 Returning Officer Aspley Pre-Poll	5	55.56	4	44.44	0	9
53 Returning Officer Bancroft Pre-Poll	4	50.00	4	50.00	0	8
54 Returning Officer Barron River Pre-Poll	0	0.00	0	0.00	0	0
55 Returning Officer Bonney Pre-Poll	0	0.00	0	0.00	0	0
56 Returning Officer Broadwater Pre-Poll	0	0.00	2	100.00	0	2
57 Returning Officer Buderim Pre-Poll	6	60.00	4	40.00	0	10
58 Returning Officer Bulimba Pre-Poll	0	0.00	1	100.00	0	1
59 Returning Officer Bundaberg Pre-Poll	0	0.00	0	0.00	0	0
60 Returning Officer Bundamba Pre-Poll	2	66.67	1	33.33	0	3
61 Returning Officer Burdekin Pre-Poll	0	0.00	0	0.00	0	0
62 Returning Officer Burleigh Pre-Poll	0	0.00	0	0.00	0	0
63 Returning Officer Burnett Pre-Poll	0	0.00	0	0.00	0	0
64 Returning Officer Cairns Pre-Poll	0	0.00	0	0.00	0	0
65 Returning Officer Callide Pre-Poll	0	0.00	0	0.00	0	0
66 Returning Officer Caloundra Pre-Poll	6	37.50	10	62.50	0	16
67 Returning Officer Capalaba Pre-Poll	0	0.00	0	0.00	0	0
68 Returning Officer Chatsworth Pre-Poll	3	75.00	1	25.00	0	4
69 Returning Officer Clayfield Pre-Poll	4	66.67	2	33.33	0	6
70 Returning Officer Condamine Pre-Poll	1	33.33	2	66.67	0	3
71 Returning Officer Cook Pre-Poll	1	100.00	0	0.00	0	1
72 Returning Officer Coomera Pre-Poll	1	100.00	0	0.00	0	1
73 Returning Officer Cooper Pre-Poll	1	50.00	1	50.00	0	2
74 Returning Officer Currumbin Pre-Poll	1	100.00	0	0.00	0	1
75 Returning Officer Everton Pre-Poll	0	0.00	1	100.00	0	1
76 Returning Officer Ferny Grove Pre-Poll	1	100.00	0	0.00	0	1
77 Returning Officer Gaven Pre-Poll	2	100.00	0	0.00	0	2
78 Returning Officer Gladstone Pre-Poll	6	85.71	1	14.29	0	7
79 Returning Officer Glass House Pre-Poll	9	50.00	9	50.00	0	18
80 Returning Officer Greenslopes Pre-Poll	2	100.00	0	0.00	0	2

2017 State General Election

Two Candidate Preferred Results After Preferences By Booth

70. Pumicestone						35,004
		WILSON, Simone LNP		HOOGWAERTS, Michael ALP		Total Exhausted	Total Formal
No.	Polling Booth	Votes	%	Votes	%	Votes	Votes
81	Returning Officer Gregory Pre-Poll	1	50.00	1	50.00	0	2
82	Returning Officer Gympie Pre-Poll	1	25.00	3	75.00	0	4
83	Returning Officer Hervey Bay Pre-Poll	0	0.00	0	0.00	0	0
84	Returning Officer Hill Pre-Poll	0	0.00	0	0.00	0	0
85	Returning Officer Hinchinbrook Pre-Poll	0	0.00	2	100.00	0	2
86	Returning Officer Inala Pre-Poll	0	0.00	0	0.00	0	0
87	Returning Officer Ipswich Pre-Poll	1	50.00	1	50.00	0	2
88	Returning Officer Ipswich West Pre-Poll	0	0.00	0	0.00	0	0
89	Returning Officer Jordan Pre-Poll	0	0.00	0	0.00	0	0
90	Returning Officer Kawana Pre-Poll	4	66.67	2	33.33	0	6
91	Returning Officer Keppel Pre-Poll	3	60.00	2	40.00	0	5
92	Returning Officer Kurwongbah Pre-Poll	30	61.22	19	38.78	0	49
93	Returning Officer Lockyer Pre-Poll	1	33.33	2	66.67	0	3
94	Returning Officer Logan Pre-Poll	0	0.00	0	0.00	0	0
95	Returning Officer Lytton Pre-Poll	1	14.29	6	85.71	0	7
96	Returning Officer Macalister Pre-Poll	0	0.00	0	0.00	0	0
97	Returning Officer Mackay Pre-Poll	0	0.00	0	0.00	0	0
98	Returning Officer Maiwar Pre-Poll	2	66.67	1	33.33	0	3
99	Returning Officer Mansfield Pre-Poll	1	100.00	0	0.00	0	1
100	Returning Officer Maroochydore Pre-Poll	0	0.00	0	0.00	0	0
101	Returning Officer Maryborough Pre-Poll	1	100.00	0	0.00	0	1
102	Returning Officer Mcconnel Pre-Poll	2	28.57	5	71.43	0	7
103	Returning Officer Mermaid Beach Pre-Poll	1	100.00	0	0.00	0	1
104	Returning Officer Miller Pre-Poll	4	100.00	0	0.00	0	4
105	Returning Officer Mirani Pre-Poll	0	0.00	0	0.00	0	0
106	Returning Officer Moggill Pre-Poll	0	0.00	2	100.00	0	2
107	Returning Officer Morayfield Pre-Poll	0	0.00	0	0.00	0	0
108	Returning Officer Mount Ommaney Pre-	3	75.00	1	25.00	0	4
109	Returning Officer Mudgeeraba Pre-Poll	1	50.00	1	50.00	0	2
110	Returning Officer Mulgrave Pre-Poll	0	0.00	0	0.00	0	0
111	Returning Officer Mundingburra Pre-Poll	0	0.00	0	0.00	0	0
112	Returning Officer Murrumba Pre-Poll	7	41.18	10	58.82	0	17
113	Returning Officer Nanango Pre-Poll	2	100.00	0	0.00	0	2
114	Returning Officer Nicklin Pre-Poll	5	62.50	3	37.50	0	8
115	Returning Officer Ninderry Pre-Poll	0	0.00	2	100.00	0	2
116	Returning Officer Noosa Pre-Poll	0	0.00	0	0.00	0	0
117	Returning Officer Nudgee Pre-Poll	1	20.00	4	80.00	0	5
118	Returning Officer Oodgeroo Pre-Poll	0	0.00	0	0.00	0	0
119	Returning Officer Pine Rivers Pre-Poll	16	66.67	8	33.33	0	24
120	Returning Officer Redcliffe Pre-Poll	0	0.00	0	0.00	0	0

2017 State General Election

Two Candidate Preferred Results After Preferences By Booth

70. Pumicestone						35,004
		WILSON, Simone LNP		HOOGWAERTS, Michael ALP		Total Exhausted	Total Formal
No.	Polling Booth	Votes	%	Votes	%	Votes	Votes
121	Returning Officer Redlands Pre-Poll	1	50.00	1	50.00	0	2
122	Returning Officer Rockhampton Pre-Poll	0	0.00	1	100.00	0	1
123	Returning Officer Sandgate Pre-Poll	3	33.33	6	66.67	0	9
124	Returning Officer Scenic Rim Pre-Poll	2	66.67	1	33.33	0	3
125	Returning Officer South Brisbane Pre-Poll	0	0.00	1	100.00	0	1
126	Returning Officer Southern Downs Pre-	0	0.00	1	100.00	0	1
127	Returning Officer Southport Pre-Poll	0	0.00	0	0.00	0	0
128	Returning Officer Springwood Pre-Poll	1	50.00	1	50.00	0	2
129	Returning Officer Stafford Pre-Poll	1	25.00	3	75.00	0	4
130	Returning Officer Stretton Pre-Poll	0	0.00	0	0.00	0	0
131	Returning Officer Surfers Paradise Pre-	0	0.00	0	0.00	0	0
132	Returning Officer Theodore Pre-Poll	2	100.00	0	0.00	0	2
133	Returning Officer Thuringowa Pre-Poll	0	0.00	0	0.00	0	0
134	Returning Officer Toohey Pre-Poll	0	0.00	2	100.00	0	2
135	Returning Officer Toowoomba North Pre-	0	0.00	4	100.00	0	4
136	Returning Officer Toowoomba South Pre-	0	0.00	1	100.00	0	1
137	Returning Officer Townsville Pre-Poll	0	0.00	0	0.00	0	0
138	Returning Officer Traeger Pre-Poll	0	0.00	1	100.00	0	1
139	Returning Officer Warrego Pre-Poll	1	100.00	0	0.00	0	1
140	Returning Officer Waterford Pre-Poll	0	0.00	0	0.00	0	0
141	Returning Officer Whitsunday Pre-Poll	0	0.00	0	0.00	0	0
142	Returning Officer Woodridge Pre-Poll	0	0.00	1	100.00	0	1
	Polling Booth Totals	**12,507**	**50.29**	**12,362**	**49.71**	**0**	**24,869**
301	Postal, Special Postal, Unenrolled Votes	1,826	56.74	1,392	43.26	0	3,218
302	Pre-Poll (In Person) Absent Votes	61	50.83	59	49.17	0	120
303	Polling Day Absent Votes	523	46.82	594	53.18	0	1,117
305	Declared Institution Votes	63	48.84	66	51.16	0	129
306	Polling Day Declaration Votes	35	42.68	47	57.32	0	82
308	Uncertain Identity	0	0.00	0	0.00	0	0
	Declaration Vote Totals	**2,508**	**53.75**	**2,158**	**46.25**	**0**	**4,666**
	Total Final Preference Votes	**15,015**	**50.84**	**14,520**	**49.16**	**0**	**29,535**

2017 State General Election

Two Candidate Preferred Results After Preferences By Booth

71. Redcliffe						36,684
		D'ATH, Yvette ALP		DOOLEY, Kerri-Anne LNP		Total Exhausted	Total Formal
No.	Polling Booth	Votes	%	Votes	%	Votes	Votes
1	Bally Cara	240	38.90	377	61.10	0	617
2	Clontarf	1,238	59.26	851	40.74	0	2,089
3	Frawley	620	53.13	547	46.87	0	1,167
4	Humpybong	953	57.90	693	42.10	0	1,646
5	Kippa-Ring	1,026	60.85	660	39.15	0	1,686
6	Kippa-Ring West	441	61.17	280	38.83	0	721
7	Redcliffe South	652	55.44	524	44.56	0	1,176
8	Redcliffe TAFE	939	57.36	698	42.64	0	1,637
9	Scarborough	924	57.36	687	42.64	0	1,611
10	Scarborough North	372	51.03	357	48.97	0	729
11	Woody Point	941	58.34	672	41.66	0	1,613
12	Woody Point South	751	56.68	574	43.32	0	1,325
13	Brisbane CBD All-Districts Centre	7	43.75	9	56.25	0	16
14	Bundaberg All-Districts Centre	0	0.00	0	0.00	0	0
15	Burleigh All-Districts Centre	1	33.33	2	66.67	0	3
16	Cairns All-Districts Centre	0	0.00	0	0.00	0	0
17	East Brisbane All-Districts Centre	4	44.44	5	55.56	0	9
18	Hervey Bay All-Districts Centre	0	0.00	2	100.00	0	2
19	Mackay All-Districts Centre	0	0.00	1	100.00	0	1
20	Maroochydore All-Districts Centre	0	0.00	2	100.00	0	2
21	Morayfield All-Districts Centre	3	42.86	4	57.14	0	7
22	Noosa All-Districts Centre	4	100.00	0	0.00	0	4
23	Oodgeroo All-Districts Centre	0	0.00	0	0.00	0	0
24	Redcliffe All-Districts Centre	188	59.49	128	40.51	0	316
25	Southport All-Districts Centre	0	0.00	0	0.00	0	0
26	Telephone Voting	0	0.00	2	100.00	0	2
27	Townsville All-Districts Centre	0	0.00	0	0.00	0	0
28	Vulture Street All-Districts Centre	1	33.33	2	66.67	0	3
29	Woolloongabba All-Districts Centre	1	33.33	2	66.67	0	3
30	Brisbane CBD All-Districts Centre Pre-Poll	92	56.79	70	43.21	0	162
31	Bundaberg All-Districts Centre Pre-Poll	4	66.67	2	33.33	0	6
32	Burleigh All-Districts Centre Pre-Poll	5	71.43	2	28.57	0	7
33	Cairns All-Districts Centre Pre-Poll	1	16.67	5	83.33	0	6
34	Electoral Visit	108	55.10	88	44.90	0	196
35	Hervey Bay All-Districts Centre Pre-poll	3	60.00	2	40.00	0	5
36	Mackay All-Districts Centre Pre-Poll	3	37.50	5	62.50	0	8
37	Maroochydore All-Districts Centre Pre-	11	84.62	2	15.38	0	13
38	Morayfield All-Districts Centre Pre-poll	22	61.11	14	38.89	0	36
39	Noosa All-Districts Centre Pre-Poll	2	33.33	4	66.67	0	6
40	Oodgeroo All-Districts Centre Pre-Poll	0	0.00	2	100.00	0	2

2017 State General Election

Two Candidate Preferred Results After Preferences By Booth

71. Redcliffe						36,684
		D'ATH, Yvette ALP		DOOLEY, Kerri-Anne LNP		Total Exhausted	Total Formal
No.	Polling Booth	Votes	%	Votes	%	Votes	Votes
41	Redcliffe All-Districts Centre Pre-Poll	4,618	52.06	4,252	47.94	0	8,870
42	Southport All-Districts Centre Pre-Poll	1	50.00	1	50.00	0	2
43	Telephone Voting - Pre-poll	11	55.00	9	45.00	0	20
44	Townsville All-Districts Centre Pre-Poll	3	75.00	1	25.00	0	4
45	eAssist - Coorparoo Pre-Poll	1	50.00	1	50.00	0	2
46	Returning Officer Redcliffe Pre-Poll	0	0.00	0	0.00	0	0
47	Returning Officer Algester Pre-Poll	0	0.00	0	0.00	0	0
48	Returning Officer Aspley Pre-Poll	10	55.56	8	44.44	0	18
49	Returning Officer Bancroft Pre-Poll	40	70.18	17	29.82	0	57
50	Returning Officer Barron River Pre-Poll	0	0.00	0	0.00	0	0
51	Returning Officer Bonney Pre-Poll	0	0.00	1	100.00	0	1
52	Returning Officer Broadwater Pre-Poll	1	50.00	1	50.00	0	2
53	Returning Officer Buderim Pre-Poll	0	0.00	0	0.00	0	0
54	Returning Officer Bulimba Pre-Poll	1	33.33	2	66.67	0	3
55	Returning Officer Bundaberg Pre-Poll	0	0.00	0	0.00	0	0
56	Returning Officer Bundamba Pre-Poll	0	0.00	0	0.00	0	0
57	Returning Officer Burdekin Pre-Poll	0	0.00	0	0.00	0	0
58	Returning Officer Burleigh Pre-Poll	0	0.00	0	0.00	0	0
59	Returning Officer Burnett Pre-Poll	0	0.00	0	0.00	0	0
60	Returning Officer Cairns Pre-Poll	0	0.00	0	0.00	0	0
61	Returning Officer Callide Pre-Poll	0	0.00	0	0.00	0	0
62	Returning Officer Caloundra Pre-Poll	4	80.00	1	20.00	0	5
63	Returning Officer Capalaba Pre-Poll	4	100.00	0	0.00	0	4
64	Returning Officer Chatsworth Pre-Poll	0	0.00	0	0.00	0	0
65	Returning Officer Clayfield Pre-Poll	3	27.27	8	72.73	0	11
66	Returning Officer Condamine Pre-Poll	0	0.00	0	0.00	0	0
67	Returning Officer Cook Pre-Poll	0	0.00	0	0.00	0	0
68	Returning Officer Coomera Pre-Poll	0	0.00	0	0.00	0	0
69	Returning Officer Cooper Pre-Poll	1	50.00	1	50.00	0	2
70	Returning Officer Currumbin Pre-Poll	0	0.00	5	100.00	0	5
71	Returning Officer Everton Pre-Poll	2	66.67	1	33.33	0	3
72	Returning Officer Ferny Grove Pre-Poll	4	100.00	0	0.00	0	4
73	Returning Officer Gaven Pre-Poll	0	0.00	0	0.00	0	0
74	Returning Officer Gladstone Pre-Poll	3	100.00	0	0.00	0	3
75	Returning Officer Glass House Pre-Poll	1	50.00	1	50.00	0	2
76	Returning Officer Greenslopes Pre-Poll	1	25.00	3	75.00	0	4
77	Returning Officer Gregory Pre-Poll	0	0.00	0	0.00	0	0
78	Returning Officer Gympie Pre-Poll	1	100.00	0	0.00	0	1
79	Returning Officer Hervey Bay Pre-Poll	0	0.00	0	0.00	0	0
80	Returning Officer Hill Pre-Poll	0	0.00	0	0.00	0	0

2017 State General Election

Two Candidate Preferred Results After Preferences By Booth

71. Redcliffe							36,684
		D'ATH, Yvette ALP		DOOLEY, Kerri-Anne LNP		Total Exhausted	Total Formal
No.	Polling Booth	Votes	%	Votes	%	Votes	Votes
81	Returning Officer Hinchinbrook Pre-Poll	0	0.00	1	100.00	0	1
82	Returning Officer Inala Pre-Poll	0	0.00	0	0.00	0	0
83	Returning Officer Ipswich Pre-Poll	1	100.00	0	0.00	0	1
84	Returning Officer Ipswich West Pre-Poll	0	0.00	0	0.00	0	0
85	Returning Officer Jordan Pre-Poll	0	0.00	0	0.00	0	0
86	Returning Officer Kawana Pre-Poll	0	0.00	0	0.00	0	0
87	Returning Officer Keppel Pre-Poll	0	0.00	1	100.00	0	1
88	Returning Officer Kurwongbah Pre-Poll	8	57.14	6	42.86	0	14
89	Returning Officer Lockyer Pre-Poll	0	0.00	0	0.00	0	0
90	Returning Officer Logan Pre-Poll	1	100.00	0	0.00	0	1
91	Returning Officer Lytton Pre-Poll	1	33.33	2	66.67	0	3
92	Returning Officer Macalister Pre-Poll	0	0.00	0	0.00	0	0
93	Returning Officer Mackay Pre-Poll	0	0.00	0	0.00	0	0
94	Returning Officer Maiwar Pre-Poll	0	0.00	1	100.00	0	1
95	Returning Officer Mansfield Pre-Poll	0	0.00	1	100.00	0	1
96	Returning Officer Maroochydore Pre-Poll	0	0.00	0	0.00	0	0
97	Returning Officer Maryborough Pre-Poll	1	33.33	2	66.67	0	3
98	Returning Officer Mcconnel Pre-Poll	5	83.33	1	16.67	0	6
99	Returning Officer Mermaid Beach Pre-Poll	1	100.00	0	0.00	0	1
100	Returning Officer Miller Pre-Poll	1	50.00	1	50.00	0	2
101	Returning Officer Mirani Pre-Poll	0	0.00	0	0.00	0	0
102	Returning Officer Moggill Pre-Poll	0	0.00	1	100.00	0	1
103	Returning Officer Morayfield Pre-Poll	0	0.00	0	0.00	0	0
104	Returning Officer Mount Ommaney Pre-	0	0.00	0	0.00	0	0
105	Returning Officer Mudgeeraba Pre-Poll	0	0.00	2	100.00	0	2
106	Returning Officer Mulgrave Pre-Poll	0	0.00	0	0.00	0	0
107	Returning Officer Mundingburra Pre-Poll	0	0.00	0	0.00	0	0
108	Returning Officer Murrumba Pre-Poll	22	55.00	18	45.00	0	40
109	Returning Officer Nanango Pre-Poll	1	100.00	0	0.00	0	1
110	Returning Officer Nicklin Pre-Poll	0	0.00	1	100.00	0	1
111	Returning Officer Ninderry Pre-Poll	0	0.00	0	0.00	0	0
112	Returning Officer Noosa Pre-Poll	0	0.00	0	0.00	0	0
113	Returning Officer Nudgee Pre-Poll	2	33.33	4	66.67	0	6
114	Returning Officer Oodgeroo Pre-Poll	0	0.00	0	0.00	0	0
115	Returning Officer Pine Rivers Pre-Poll	11	33.33	22	66.67	0	33
116	Returning Officer Pumicestone Pre-Poll	8	40.00	12	60.00	0	20
117	Returning Officer Redlands Pre-Poll	0	0.00	2	100.00	0	2
118	Returning Officer Rockhampton Pre-Poll	2	40.00	3	60.00	0	5
119	Returning Officer Sandgate Pre-Poll	24	54.55	20	45.45	0	44
120	Returning Officer Scenic Rim Pre-Poll	0	0.00	0	0.00	0	0

2017 State General Election

Two Candidate Preferred Results After Preferences By Booth

71. Redcliffe							36,684
		D'ATH, Yvette ALP		DOOLEY, Kerri-Anne LNP		Total Exhausted	Total Formal
No.	Polling Booth	Votes	%	Votes	%	Votes	Votes
121	Returning Officer South Brisbane Pre-Poll	1	33.33	2	66.67	0	3
122	Returning Officer Southern Downs Pre-	1	100.00	0	0.00	0	1
123	Returning Officer Southport Pre-Poll	0	0.00	0	0.00	0	0
124	Returning Officer Springwood Pre-Poll	4	57.14	3	42.86	0	7
125	Returning Officer Stafford Pre-Poll	1	50.00	1	50.00	0	2
126	Returning Officer Stretton Pre-Poll	0	0.00	0	0.00	0	0
127	Returning Officer Surfers Paradise Pre-	0	0.00	2	100.00	0	2
128	Returning Officer Theodore Pre-Poll	0	0.00	0	0.00	0	0
129	Returning Officer Thuringowa Pre-Poll	0	0.00	0	0.00	0	0
130	Returning Officer Toohey Pre-Poll	0	0.00	0	0.00	0	0
131	Returning Officer Toowoomba North Pre-	0	0.00	2	100.00	0	2
132	Returning Officer Toowoomba South Pre-	0	0.00	2	100.00	0	2
133	Returning Officer Townsville Pre-Poll	0	0.00	0	0.00	0	0
134	Returning Officer Traeger Pre-Poll	0	0.00	0	0.00	0	0
135	Returning Officer Warrego Pre-Poll	1	100.00	0	0.00	0	1
136	Returning Officer Waterford Pre-Poll	0	0.00	0	0.00	0	0
137	Returning Officer Whitsunday Pre-Poll	0	0.00	0	0.00	0	0
138	Returning Officer Woodridge Pre-Poll	2	100.00	0	0.00	0	2
	Polling Booth Totals	**14,366**	**55.11**	**11,701**	**44.89**	**0**	**26,067**
301	Postal, Special Postal, Unenrolled Votes	1,657	52.40	1,505	47.60	0	3,162
302	Pre-Poll (In Person) Absent Votes	49	45.37	59	54.63	0	108
303	Polling Day Absent Votes	665	56.74	507	43.26	0	1,172
305	Declared Institution Votes	35	49.30	36	50.70	0	71
306	Polling Day Declaration Votes	39	59.09	27	40.91	0	66
308	Uncertain Identity	0	0.00	0	0.00	0	0
	Declaration Vote Totals	**2,445**	**53.40**	**2,134**	**46.60**	**0**	**4,579**
	Total Final Preference Votes	**16,811**	**54.86**	**13,835**	**45.14**	**0**	**30,646**

2017 State General Election

Two Candidate Preferred Results After Preferences By Booth

72. Redlands						34,632
		RICHARDS, Kim ALP		MCEACHAN, Matt LNP		Total Exhausted	Total Formal
No.	Polling Booth	Votes	%	Votes	%	Votes	Votes
1	Bay View Thornlands	831	52.83	742	47.17	0	1,573
2	Cleveland	79	65.83	41	34.17	0	120
3	Cleveland High	73	54.89	60	45.11	0	133
4	Coochiemudlo Island	199	56.53	153	43.47	0	352
5	Lamb Island	143	63.27	83	36.73	0	226
6	Macleay Island	665	62.38	401	37.62	0	1,066
7	Mount Cotton	96	50.79	93	49.21	0	189
8	Redland Bay	1,597	54.32	1,343	45.68	0	2,940
9	Russell Island	787	62.81	466	37.19	0	1,253
10	Thornlands	652	59.60	442	40.40	0	1,094
11	Victoria Point	1,538	58.13	1,108	41.87	0	2,646
12	Victoria Point South	1,194	55.98	939	44.02	0	2,133
13	Brisbane CBD All-Districts Centre	13	65.00	7	35.00	0	20
14	Bundaberg All-Districts Centre	0	0.00	1	100.00	0	1
15	Burleigh All-Districts Centre	0	0.00	3	100.00	0	3
16	Cairns All-Districts Centre	1	100.00	0	0.00	0	1
17	East Brisbane All-Districts Centre	9	47.37	10	52.63	0	19
18	Hervey Bay All-Districts Centre	0	0.00	1	100.00	0	1
19	Mackay All-Districts Centre	0	0.00	0	0.00	0	0
20	Maroochydore All-Districts Centre	0	0.00	0	0.00	0	0
21	Morayfield All-Districts Centre	0	0.00	2	100.00	0	2
22	Noosa All-Districts Centre	1	100.00	0	0.00	0	1
23	Oodgeroo All-Districts Centre	82	52.23	75	47.77	0	157
24	Redcliffe All-Districts Centre	0	0.00	0	0.00	0	0
25	Southport All-Districts Centre	0	0.00	2	100.00	0	2
26	Telephone Voting	3	50.00	3	50.00	0	6
27	Townsville All-Districts Centre	1	50.00	1	50.00	0	2
28	Vulture Street All-Districts Centre	4	100.00	0	0.00	0	4
29	Woolloongabba All-Districts Centre	0	0.00	1	100.00	0	1
30	Brisbane CBD All-Districts Centre Pre-Poll	70	54.69	58	45.31	0	128
31	Bundaberg All-Districts Centre Pre-Poll	3	42.86	4	57.14	0	7
32	Burleigh All-Districts Centre Pre-Poll	13	65.00	7	35.00	0	20
33	Cairns All-Districts Centre Pre-Poll	2	22.22	7	77.78	0	9
34	Electoral Visit	110	44.53	137	55.47	0	247
35	Hervey Bay All-Districts Centre Pre-poll	3	42.86	4	57.14	0	7
36	Mackay All-Districts Centre Pre-Poll	4	44.44	5	55.56	0	9
37	Maroochydore All-Districts Centre Pre-	4	40.00	6	60.00	0	10
38	Morayfield All-Districts Centre Pre-poll	3	42.86	4	57.14	0	7
39	Noosa All-Districts Centre Pre-Poll	1	100.00	0	0.00	0	1
40	Oodgeroo All-Districts Centre Pre-Poll	950	49.50	969	50.50	0	1,919

2017 State General Election

Two Candidate Preferred Results After Preferences By Booth

72. Redlands						34,632
	RICHARDS, Kim ALP		MCEACHAN, Matt LNP		Total Exhausted	Total Formal
No. Polling Booth	Votes	%	Votes	%	Votes	Votes
41 Redcliffe All-Districts Centre Pre-Poll	1	50.00	1	50.00	0	2
42 Southport All-Districts Centre Pre-Poll	5	45.45	6	54.55	0	11
43 Telephone Voting - Pre-poll	5	50.00	5	50.00	0	10
44 Townsville All-Districts Centre Pre-Poll	2	50.00	2	50.00	0	4
45 eAssist - Coorparoo Pre-Poll	1	100.00	0	0.00	0	1
46 Returning Officer Redlands Pre-Poll	4,181	50.46	4,104	49.54	0	8,285
47 Returning Officer Algester Pre-Poll	0	0.00	0	0.00	0	0
48 Returning Officer Aspley Pre-Poll	1	50.00	1	50.00	0	2
49 Returning Officer Bancroft Pre-Poll	0	0.00	0	0.00	0	0
50 Returning Officer Barron River Pre-Poll	0	0.00	0	0.00	0	0
51 Returning Officer Bonney Pre-Poll	0	0.00	0	0.00	0	0
52 Returning Officer Broadwater Pre-Poll	2	33.33	4	66.67	0	6
53 Returning Officer Buderim Pre-Poll	0	0.00	0	0.00	0	0
54 Returning Officer Bulimba Pre-Poll	3	42.86	4	57.14	0	7
55 Returning Officer Bundaberg Pre-Poll	3	42.86	4	57.14	0	7
56 Returning Officer Bundamba Pre-Poll	0	0.00	2	100.00	0	2
57 Returning Officer Burdekin Pre-Poll	0	0.00	0	0.00	0	0
58 Returning Officer Burleigh Pre-Poll	0	0.00	0	0.00	0	0
59 Returning Officer Burnett Pre-Poll	0	0.00	0	0.00	0	0
60 Returning Officer Cairns Pre-Poll	0	0.00	0	0.00	0	0
61 Returning Officer Callide Pre-Poll	0	0.00	0	0.00	0	0
62 Returning Officer Caloundra Pre-Poll	3	50.00	3	50.00	0	6
63 Returning Officer Capalaba Pre-Poll	112	55.17	91	44.83	0	203
64 Returning Officer Chatsworth Pre-Poll	1	25.00	3	75.00	0	4
65 Returning Officer Clayfield Pre-Poll	1	100.00	0	0.00	0	1
66 Returning Officer Condamine Pre-Poll	0	0.00	0	0.00	0	0
67 Returning Officer Cook Pre-Poll	0	0.00	0	0.00	0	0
68 Returning Officer Coomera Pre-Poll	0	0.00	0	0.00	0	0
69 Returning Officer Cooper Pre-Poll	0	0.00	2	100.00	0	2
70 Returning Officer Currumbin Pre-Poll	0	0.00	1	100.00	0	1
71 Returning Officer Everton Pre-Poll	0	0.00	0	0.00	0	0
72 Returning Officer Ferny Grove Pre-Poll	0	0.00	0	0.00	0	0
73 Returning Officer Gaven Pre-Poll	0	0.00	2	100.00	0	2
74 Returning Officer Gladstone Pre-Poll	1	50.00	1	50.00	0	2
75 Returning Officer Glass House Pre-Poll	3	50.00	3	50.00	0	6
76 Returning Officer Greenslopes Pre-Poll	4	66.67	2	33.33	0	6
77 Returning Officer Gregory Pre-Poll	0	0.00	0	0.00	0	0
78 Returning Officer Gympie Pre-Poll	3	100.00	0	0.00	0	3
79 Returning Officer Hervey Bay Pre-Poll	3	50.00	3	50.00	0	6
80 Returning Officer Hill Pre-Poll	0	0.00	0	0.00	0	0

2017 State General Election

Two Candidate Preferred Results After Preferences By Booth

72. Redlands						34,632
		RICHARDS, Kim ALP		MCEACHAN, Matt LNP		Total Exhausted	Total Formal
No.	Polling Booth	Votes	%	Votes	%	Votes	Votes
81	Returning Officer Hinchinbrook Pre-Poll	1	50.00	1	50.00	0	2
82	Returning Officer Inala Pre-Poll	3	100.00	0	0.00	0	3
83	Returning Officer Ipswich Pre-Poll	4	66.67	2	33.33	0	6
84	Returning Officer Ipswich West Pre-Poll	0	0.00	0	0.00	0	0
85	Returning Officer Jordan Pre-Poll	0	0.00	2	100.00	0	2
86	Returning Officer Kawana Pre-Poll	0	0.00	1	100.00	0	1
87	Returning Officer Keppel Pre-Poll	1	100.00	0	0.00	0	1
88	Returning Officer Kurwongbah Pre-Poll	0	0.00	0	0.00	0	0
89	Returning Officer Lockyer Pre-Poll	3	75.00	1	25.00	0	4
90	Returning Officer Logan Pre-Poll	7	70.00	3	30.00	0	10
91	Returning Officer Lytton Pre-Poll	13	65.00	7	35.00	0	20
92	Returning Officer Macalister Pre-Poll	0	0.00	0	0.00	0	0
93	Returning Officer Mackay Pre-Poll	0	0.00	0	0.00	0	0
94	Returning Officer Maiwar Pre-Poll	0	0.00	0	0.00	0	0
95	Returning Officer Mansfield Pre-Poll	3	50.00	3	50.00	0	6
96	Returning Officer Maroochydore Pre-Poll	0	0.00	0	0.00	0	0
97	Returning Officer Maryborough Pre-Poll	3	60.00	2	40.00	0	5
98	Returning Officer Mcconnel Pre-Poll	3	75.00	1	25.00	0	4
99	Returning Officer Mermaid Beach Pre-Poll	3	60.00	2	40.00	0	5
100	Returning Officer Miller Pre-Poll	3	50.00	3	50.00	0	6
101	Returning Officer Mirani Pre-Poll	0	0.00	0	0.00	0	0
102	Returning Officer Moggill Pre-Poll	1	33.33	2	66.67	0	3
103	Returning Officer Morayfield Pre-Poll	0	0.00	0	0.00	0	0
104	Returning Officer Mount Ommaney Pre-	0	0.00	0	0.00	0	0
105	Returning Officer Mudgeeraba Pre-Poll	0	0.00	0	0.00	0	0
106	Returning Officer Mulgrave Pre-Poll	0	0.00	0	0.00	0	0
107	Returning Officer Mundingburra Pre-Poll	0	0.00	0	0.00	0	0
108	Returning Officer Murrumba Pre-Poll	0	0.00	0	0.00	0	0
109	Returning Officer Nanango Pre-Poll	1	100.00	0	0.00	0	1
110	Returning Officer Nicklin Pre-Poll	0	0.00	1	100.00	0	1
111	Returning Officer Ninderry Pre-Poll	0	0.00	0	0.00	0	0
112	Returning Officer Noosa Pre-Poll	0	0.00	0	0.00	0	0
113	Returning Officer Nudgee Pre-Poll	1	50.00	1	50.00	0	2
114	Returning Officer Oodgeroo Pre-Poll	0	0.00	0	0.00	0	0
115	Returning Officer Pine Rivers Pre-Poll	0	0.00	1	100.00	0	1
116	Returning Officer Pumicestone Pre-Poll	1	50.00	1	50.00	0	2
117	Returning Officer Redcliffe Pre-Poll	0	0.00	0	0.00	0	0
118	Returning Officer Rockhampton Pre-Poll	1	50.00	1	50.00	0	2
119	Returning Officer Sandgate Pre-Poll	0	0.00	0	0.00	0	0
120	Returning Officer Scenic Rim Pre-Poll	0	0.00	2	100.00	0	2

2017 State General Election

Two Candidate Preferred Results After Preferences By Booth

72. Redlands						34,632
		RICHARDS, Kim ALP		MCEACHAN, Matt LNP		Total Exhausted	Total Formal
No.	Polling Booth	Votes	%	Votes	%	Votes	Votes
121	Returning Officer South Brisbane Pre-Poll	0	0.00	1	100.00	0	1
122	Returning Officer Southern Downs Pre-	0	0.00	0	0.00	0	0
123	Returning Officer Southport Pre-Poll	0	0.00	0	0.00	0	0
124	Returning Officer Springwood Pre-Poll	21	50.00	21	50.00	0	42
125	Returning Officer Stafford Pre-Poll	0	0.00	2	100.00	0	2
126	Returning Officer Stretton Pre-Poll	0	0.00	0	0.00	0	0
127	Returning Officer Surfers Paradise Pre-	0	0.00	1	100.00	0	1
128	Returning Officer Theodore Pre-Poll	0	0.00	2	100.00	0	2
129	Returning Officer Thuringowa Pre-Poll	0	0.00	0	0.00	0	0
130	Returning Officer Toohey Pre-Poll	1	33.33	2	66.67	0	3
131	Returning Officer Toowoomba North Pre-	2	33.33	4	66.67	0	6
132	Returning Officer Toowoomba South Pre-	0	0.00	0	0.00	0	0
133	Returning Officer Townsville Pre-Poll	0	0.00	0	0.00	0	0
134	Returning Officer Traeger Pre-Poll	0	0.00	0	0.00	0	0
135	Returning Officer Warrego Pre-Poll	0	0.00	0	0.00	0	0
136	Returning Officer Waterford Pre-Poll	0	0.00	0	0.00	0	0
137	Returning Officer Whitsunday Pre-Poll	0	0.00	0	0.00	0	0
138	Returning Officer Woodridge Pre-Poll	1	33.33	2	66.67	0	3
	Polling Booth Totals	**13,543**	**54.09**	**11,494**	**45.91**	**0**	**25,037**
301	Postal, Special Postal, Unenrolled Votes	1,486	43.67	1,917	56.33	0	3,403
302	Pre-Poll (In Person) Absent Votes	41	47.67	45	52.33	0	86
303	Polling Day Absent Votes	620	58.99	431	41.01	0	1,051
305	Declared Institution Votes	19	59.38	13	40.63	0	32
306	Polling Day Declaration Votes	51	53.68	44	46.32	0	95
308	Uncertain Identity	0	0.00	0	0.00	0	0
	Declaration Vote Totals	**2,217**	**47.50**	**2,450**	**52.50**	**0**	**4,667**
	Total Final Preference Votes	**15,760**	**53.06**	**13,944**	**46.94**	**0**	**29,704**

2017 State General Election

Two Candidate Preferred Results After Preferences By Booth

73. Rockhampton						35,801
		O'ROURKE, Barry ALP		ROTHERY, Wade ONP		Total Exhausted	Total Formal
No.	Polling Booth	Votes	%	Votes	%	Votes	Votes
1	Allenstown	715	56.57	549	43.43	0	1,264
2	Berserker Street	841	58.61	594	41.39	0	1,435
3	Crescent Lagoon	458	59.40	313	40.60	0	771
4	Dawson Road	509	50.15	506	49.85	0	1,015
5	Depot Hill	245	57.92	178	42.08	0	423
6	Emmaus	352	60.38	231	39.62	0	583
7	Frenchville	193	54.67	160	45.33	0	353
8	Glenmore	905	58.01	655	41.99	0	1,560
9	Gracemere	1,195	49.81	1,204	50.19	0	2,399
10	Gracemere East	540	53.47	470	46.53	0	1,010
11	Lakes Creek	305	54.76	252	45.24	0	557
12	Mount Archer	261	55.18	212	44.82	0	473
13	Norman Road	78	53.06	69	46.94	0	147
14	North Rockhampton	957	58.11	690	41.89	0	1,647
15	Park Avenue	836	59.59	567	40.41	0	1,403
16	Parkhurst	86	49.43	88	50.57	0	174
17	Rockhampton High	965	57.96	700	42.04	0	1,665
18	William Street	246	59.56	167	40.44	0	413
19	Brisbane CBD All-Districts Centre	5	71.43	2	28.57	0	7
20	Bundaberg All-Districts Centre	1	33.33	2	66.67	0	3
21	Burleigh All-Districts Centre	1	100.00	0	0.00	0	1
22	Cairns All-Districts Centre	0	0.00	0	0.00	0	0
23	East Brisbane All-Districts Centre	3	100.00	0	0.00	0	3
24	Hervey Bay All-Districts Centre	0	0.00	0	0.00	0	0
25	Mackay All-Districts Centre	3	50.00	3	50.00	0	6
26	Maroochydore All-Districts Centre	0	0.00	0	0.00	0	0
27	Morayfield All-Districts Centre	0	0.00	1	100.00	0	1
28	Noosa All-Districts Centre	0	0.00	0	0.00	0	0
29	Oodgeroo All-Districts Centre	0	0.00	0	0.00	0	0
30	Redcliffe All-Districts Centre	0	0.00	0	0.00	0	0
31	Southport All-Districts Centre	0	0.00	1	100.00	0	1
32	Telephone Voting	1	100.00	0	0.00	0	1
33	Townsville All-Districts Centre	0	0.00	0	0.00	0	0
34	Vulture Street All-Districts Centre	0	0.00	0	0.00	0	0
35	Woolloongabba All-Districts Centre	4	100.00	0	0.00	0	4
36	Brisbane CBD All-Districts Centre Pre-Poll	23	74.19	8	25.81	0	31
37	Bundaberg All-Districts Centre Pre-Poll	10	62.50	6	37.50	0	16
38	Burleigh All-Districts Centre Pre-Poll	4	57.14	3	42.86	0	7
39	Cairns All-Districts Centre Pre-Poll	6	75.00	2	25.00	0	8
40	Electoral Visit	198	62.86	117	37.14	0	315

2017 State General Election

Two Candidate Preferred Results After Preferences By Booth

73. Rockhampton						35,801
		O'ROURKE, Barry ALP		ROTHERY, Wade ONP		Total Exhausted	Total Formal
No.	Polling Booth	Votes	%	Votes	%	Votes	Votes
41	Hervey Bay All-Districts Centre Pre-poll	2	33.33	4	66.67	0	6
42	Mackay All-Districts Centre Pre-Poll	7	43.75	9	56.25	0	16
43	Maroochydore All-Districts Centre Pre-	10	83.33	2	16.67	0	12
44	Morayfield All-Districts Centre Pre-poll	1	33.33	2	66.67	0	3
45	Noosa All-Districts Centre Pre-Poll	0	0.00	0	0.00	0	0
46	Oodgeroo All-Districts Centre Pre-Poll	0	0.00	1	100.00	0	1
47	Redcliffe All-Districts Centre Pre-Poll	1	100.00	0	0.00	0	1
48	Southport All-Districts Centre Pre-Poll	2	50.00	2	50.00	0	4
49	Telephone Voting - Pre-poll	5	71.43	2	28.57	0	7
50	Townsville All-Districts Centre Pre-Poll	6	54.55	5	45.45	0	11
51	eAssist - Coorparoo Pre-Poll	0	0.00	0	0.00	0	0
52	Returning Officer Rockhampton Pre-Poll	5,179	53.70	4,466	46.30	0	9,645
53	Returning Officer Algester Pre-Poll	0	0.00	0	0.00	0	0
54	Returning Officer Aspley Pre-Poll	0	0.00	2	100.00	0	2
55	Returning Officer Bancroft Pre-Poll	1	50.00	1	50.00	0	2
56	Returning Officer Barron River Pre-Poll	0	0.00	0	0.00	0	0
57	Returning Officer Bonney Pre-Poll	0	0.00	0	0.00	0	0
58	Returning Officer Broadwater Pre-Poll	0	0.00	0	0.00	0	0
59	Returning Officer Buderim Pre-Poll	3	100.00	0	0.00	0	3
60	Returning Officer Bulimba Pre-Poll	1	100.00	0	0.00	0	1
61	Returning Officer Bundaberg Pre-Poll	0	0.00	0	0.00	0	0
62	Returning Officer Bundamba Pre-Poll	2	66.67	1	33.33	0	3
63	Returning Officer Burdekin Pre-Poll	0	0.00	0	0.00	0	0
64	Returning Officer Burleigh Pre-Poll	0	0.00	0	0.00	0	0
65	Returning Officer Burnett Pre-Poll	0	0.00	0	0.00	0	0
66	Returning Officer Cairns Pre-Poll	0	0.00	0	0.00	0	0
67	Returning Officer Callide Pre-Poll	0	0.00	0	0.00	0	0
68	Returning Officer Caloundra Pre-Poll	0	0.00	1	100.00	0	1
69	Returning Officer Capalaba Pre-Poll	0	0.00	2	100.00	0	2
70	Returning Officer Chatsworth Pre-Poll	1	100.00	0	0.00	0	1
71	Returning Officer Clayfield Pre-Poll	0	0.00	1	100.00	0	1
72	Returning Officer Condamine Pre-Poll	0	0.00	1	100.00	0	1
73	Returning Officer Cook Pre-Poll	0	0.00	0	0.00	0	0
74	Returning Officer Coomera Pre-Poll	0	0.00	1	100.00	0	1
75	Returning Officer Cooper Pre-Poll	1	100.00	0	0.00	0	1
76	Returning Officer Currumbin Pre-Poll	1	50.00	1	50.00	0	2
77	Returning Officer Everton Pre-Poll	0	0.00	0	0.00	0	0
78	Returning Officer Ferny Grove Pre-Poll	2	100.00	0	0.00	0	2
79	Returning Officer Gaven Pre-Poll	1	100.00	0	0.00	0	1
80	Returning Officer Gladstone Pre-Poll	11	55.00	9	45.00	0	20

2017 State General Election

Two Candidate Preferred Results After Preferences By Booth

73. Rockhampton						35,801
		O'ROURKE, Barry ALP		ROTHERY, Wade ONP		Total Exhausted	Total Formal
No.	Polling Booth	Votes	%	Votes	%	Votes	Votes
81	Returning Officer Glass House Pre-Poll	0	0.00	1	100.00	0	1
82	Returning Officer Greenslopes Pre-Poll	4	66.67	2	33.33	0	6
83	Returning Officer Gregory Pre-Poll	0	0.00	0	0.00	0	0
84	Returning Officer Gympie Pre-Poll	2	66.67	1	33.33	0	3
85	Returning Officer Hervey Bay Pre-Poll	0	0.00	0	0.00	0	0
86	Returning Officer Hill Pre-Poll	0	0.00	0	0.00	0	0
87	Returning Officer Hinchinbrook Pre-Poll	0	0.00	3	100.00	0	3
88	Returning Officer Inala Pre-Poll	0	0.00	1	100.00	0	1
89	Returning Officer Ipswich Pre-Poll	4	80.00	1	20.00	0	5
90	Returning Officer Ipswich West Pre-Poll	0	0.00	0	0.00	0	0
91	Returning Officer Jordan Pre-Poll	1	100.00	0	0.00	0	1
92	Returning Officer Kawana Pre-Poll	1	100.00	0	0.00	0	1
93	Returning Officer Keppel Pre-Poll	33	44.59	41	55.41	0	74
94	Returning Officer Kurwongbah Pre-Poll	3	75.00	1	25.00	0	4
95	Returning Officer Lockyer Pre-Poll	1	50.00	1	50.00	0	2
96	Returning Officer Logan Pre-Poll	0	0.00	0	0.00	0	0
97	Returning Officer Lytton Pre-Poll	0	0.00	0	0.00	0	0
98	Returning Officer Macalister Pre-Poll	0	0.00	0	0.00	0	0
99	Returning Officer Mackay Pre-Poll	0	0.00	0	0.00	0	0
100	Returning Officer Maiwar Pre-Poll	1	100.00	0	0.00	0	1
101	Returning Officer Mansfield Pre-Poll	0	0.00	0	0.00	0	0
102	Returning Officer Maroochydore Pre-Poll	0	0.00	0	0.00	0	0
103	Returning Officer Maryborough Pre-Poll	2	100.00	0	0.00	0	2
104	Returning Officer Mcconnel Pre-Poll	3	75.00	1	25.00	0	4
105	Returning Officer Mermaid Beach Pre-Poll	0	0.00	0	0.00	0	0
106	Returning Officer Miller Pre-Poll	0	0.00	0	0.00	0	0
107	Returning Officer Mirani Pre-Poll	11	61.11	7	38.89	0	18
108	Returning Officer Moggill Pre-Poll	1	100.00	0	0.00	0	1
109	Returning Officer Morayfield Pre-Poll	0	0.00	0	0.00	0	0
110	Returning Officer Mount Ommaney Pre-	0	0.00	0	0.00	0	0
111	Returning Officer Mudgeeraba Pre-Poll	0	0.00	0	0.00	0	0
112	Returning Officer Mulgrave Pre-Poll	0	0.00	0	0.00	0	0
113	Returning Officer Mundingburra Pre-Poll	0	0.00	0	0.00	0	0
114	Returning Officer Murrumba Pre-Poll	2	100.00	0	0.00	0	2
115	Returning Officer Nanango Pre-Poll	0	0.00	0	0.00	0	0
116	Returning Officer Nicklin Pre-Poll	1	100.00	0	0.00	0	1
117	Returning Officer Ninderry Pre-Poll	0	0.00	0	0.00	0	0
118	Returning Officer Noosa Pre-Poll	0	0.00	0	0.00	0	0
119	Returning Officer Nudgee Pre-Poll	0	0.00	0	0.00	0	0
120	Returning Officer Oodgeroo Pre-Poll	0	0.00	0	0.00	0	0

ECQ ELECTORAL COMMISSION QUEENSLAND

2017 State General Election

Two Candidate Preferred Results After Preferences By Booth

73. Rockhampton						35,801
		O'ROURKE, Barry ALP		ROTHERY, Wade ONP		Total Exhausted	Total Formal
No.	Polling Booth	Votes	%	Votes	%	Votes	Votes
121	Returning Officer Pine Rivers Pre-Poll	0	0.00	1	100.00	0	1
122	Returning Officer Pumicestone Pre-Poll	1	100.00	0	0.00	0	1
123	Returning Officer Redcliffe Pre-Poll	0	0.00	0	0.00	0	0
124	Returning Officer Redlands Pre-Poll	1	50.00	1	50.00	0	2
125	Returning Officer Sandgate Pre-Poll	0	0.00	0	0.00	0	0
126	Returning Officer Scenic Rim Pre-Poll	2	66.67	1	33.33	0	3
127	Returning Officer South Brisbane Pre-Poll	0	0.00	0	0.00	0	0
128	Returning Officer Southern Downs Pre-	2	100.00	0	0.00	0	2
129	Returning Officer Southport Pre-Poll	0	0.00	0	0.00	0	0
130	Returning Officer Springwood Pre-Poll	1	20.00	4	80.00	0	5
131	Returning Officer Stafford Pre-Poll	2	100.00	0	0.00	0	2
132	Returning Officer Stretton Pre-Poll	2	100.00	0	0.00	0	2
133	Returning Officer Surfers Paradise Pre-	1	33.33	2	66.67	0	3
134	Returning Officer Theodore Pre-Poll	0	0.00	0	0.00	0	0
135	Returning Officer Thuringowa Pre-Poll	0	0.00	0	0.00	0	0
136	Returning Officer Toohey Pre-Poll	0	0.00	0	0.00	0	0
137	Returning Officer Toowoomba North Pre-	0	0.00	2	100.00	0	2
138	Returning Officer Toowoomba South Pre-	1	25.00	3	75.00	0	4
139	Returning Officer Townsville Pre-Poll	0	0.00	0	0.00	0	0
140	Returning Officer Traeger Pre-Poll	2	66.67	1	33.33	0	3
141	Returning Officer Warrego Pre-Poll	0	0.00	1	100.00	0	1
142	Returning Officer Waterford Pre-Poll	0	0.00	0	0.00	0	0
143	Returning Officer Whitsunday Pre-Poll	2	66.67	1	33.33	0	3
144	Returning Officer Woodridge Pre-Poll	1	100.00	0	0.00	0	1
	Polling Booth Totals	**15,271**	**55.31**	**12,340**	**44.69**	**0**	**27,611**
301	Postal, Special Postal, Unenrolled Votes	979	56.75	746	43.25	0	1,725
302	Pre-Poll (In Person) Absent Votes	64	48.48	68	51.52	0	132
303	Polling Day Absent Votes	491	49.60	499	50.40	0	990
305	Declared Institution Votes	20	71.43	8	28.57	0	28
306	Polling Day Declaration Votes	0	0.00	0	0.00	0	0
308	Uncertain Identity	0	0.00	0	0.00	0	0
	Declaration Vote Totals	**1,554**	**54.05**	**1,321**	**45.95**	**0**	**2,875**
	Total Final Preference Votes	**16,825**	**55.19**	**13,661**	**44.81**	**0**	**30,486**

2017 State General Election

Two Candidate Preferred Results After Preferences By Booth

74. Sandgate						36,123
	HINCHLIFFE, Stirling ALP		VAN DER HOEK, Jessie LNP		Total Exhausted	Total Formal
No. Polling Booth	Votes	%	Votes	%	Votes	Votes
1 Bald Hills	269	65.13	144	34.87	0	413
2 Boondall	452	65.41	239	34.59	0	691
3 Bracken Ridge	1,656	63.13	967	36.87	0	2,623
4 Bracken Ridge Central	1,013	61.25	641	38.75	0	1,654
5 Bracken Ridge West	1,591	63.67	908	36.33	0	2,499
6 Brighton	1,070	63.02	628	36.98	0	1,698
7 Brighton South	1,042	65.99	537	34.01	0	1,579
8 Deagon	469	67.29	228	32.71	0	697
9 Fitzgibbon	1,537	73.89	543	26.11	0	2,080
10 Sandgate	1,155	64.49	636	35.51	0	1,791
11 Shorncliffe	643	66.29	327	33.71	0	970
12 Taigum	1,229	64.82	667	35.18	0	1,896
13 Brisbane CBD All-Districts Centre	22	61.11	14	38.89	0	36
14 Bundaberg All-Districts Centre	0	0.00	0	0.00	0	0
15 Burleigh All-Districts Centre	2	100.00	0	0.00	0	2
16 Cairns All-Districts Centre	2	100.00	0	0.00	0	2
17 East Brisbane All-Districts Centre	0	0.00	0	0.00	0	0
18 Hervey Bay All-Districts Centre	0	0.00	0	0.00	0	0
19 Mackay All-Districts Centre	0	0.00	0	0.00	0	0
20 Maroochydore All-Districts Centre	2	50.00	2	50.00	0	4
21 Morayfield All-Districts Centre	1	33.33	2	66.67	0	3
22 Noosa All-Districts Centre	3	100.00	0	0.00	0	3
23 Oodgeroo All-Districts Centre	0	0.00	0	0.00	0	0
24 Redcliffe All-Districts Centre	5	100.00	0	0.00	0	5
25 Southport All-Districts Centre	0	0.00	0	0.00	0	0
26 Telephone Voting	2	100.00	0	0.00	0	2
27 Townsville All-Districts Centre	0	0.00	0	0.00	0	0
28 Vulture Street All-Districts Centre	0	0.00	0	0.00	0	0
29 Woolloongabba All-Districts Centre	0	0.00	0	0.00	0	0
30 Brisbane CBD All-Districts Centre Pre-Poll	407	68.98	183	31.02	0	590
31 Bundaberg All-Districts Centre Pre-Poll	1	25.00	3	75.00	0	4
32 Burleigh All-Districts Centre Pre-Poll	2	100.00	0	0.00	0	2
33 Cairns All-Districts Centre Pre-Poll	2	33.33	4	66.67	0	6
34 Electoral Visit	82	58.99	57	41.01	0	139
35 Hervey Bay All-Districts Centre Pre-poll	2	40.00	3	60.00	0	5
36 Mackay All-Districts Centre Pre-Poll	2	66.67	1	33.33	0	3
37 Maroochydore All-Districts Centre Pre-	6	54.55	5	45.45	0	11
38 Morayfield All-Districts Centre Pre-poll	20	64.52	11	35.48	0	31
39 Noosa All-Districts Centre Pre-Poll	3	60.00	2	40.00	0	5
40 Oodgeroo All-Districts Centre Pre-Poll	2	66.67	1	33.33	0	3

2017 State General Election

Two Candidate Preferred Results After Preferences By Booth

74. Sandgate						36,123
	HINCHLIFFE, Stirling ALP		VAN DER HOEK, Jessie LNP		Total Exhausted	Total Formal
No. Polling Booth	Votes	%	Votes	%	Votes	Votes
41 Redcliffe All-Districts Centre Pre-Poll	145	66.82	72	33.18	0	217
42 Southport All-Districts Centre Pre-Poll	2	33.33	4	66.67	0	6
43 Telephone Voting - Pre-poll	9	90.00	1	10.00	0	10
44 Townsville All-Districts Centre Pre-Poll	4	57.14	3	42.86	0	7
45 eAssist - Coorparoo Pre-Poll	0	0.00	1	100.00	0	1
46 Returning Officer Sandgate Pre-Poll	4,334	58.93	3,021	41.07	0	7,355
47 Returning Officer Algester Pre-Poll	0	0.00	0	0.00	0	0
48 Returning Officer Aspley Pre-Poll	153	60.71	99	39.29	0	252
49 Returning Officer Bancroft Pre-Poll	3	75.00	1	25.00	0	4
50 Returning Officer Barron River Pre-Poll	1	100.00	0	0.00	0	1
51 Returning Officer Bonney Pre-Poll	0	0.00	0	0.00	0	0
52 Returning Officer Broadwater Pre-Poll	0	0.00	0	0.00	0	0
53 Returning Officer Buderim Pre-Poll	3	100.00	0	0.00	0	3
54 Returning Officer Bulimba Pre-Poll	2	28.57	5	71.43	0	7
55 Returning Officer Bundaberg Pre-Poll	0	0.00	0	0.00	0	0
56 Returning Officer Bundamba Pre-Poll	0	0.00	0	0.00	0	0
57 Returning Officer Burdekin Pre-Poll	0	0.00	0	0.00	0	0
58 Returning Officer Burleigh Pre-Poll	0	0.00	0	0.00	0	0
59 Returning Officer Burnett Pre-Poll	0	0.00	0	0.00	0	0
60 Returning Officer Cairns Pre-Poll	0	0.00	0	0.00	0	0
61 Returning Officer Callide Pre-Poll	0	0.00	0	0.00	0	0
62 Returning Officer Caloundra Pre-Poll	4	44.44	5	55.56	0	9
63 Returning Officer Capalaba Pre-Poll	0	0.00	2	100.00	0	2
64 Returning Officer Chatsworth Pre-Poll	0	0.00	0	0.00	0	0
65 Returning Officer Clayfield Pre-Poll	22	66.67	11	33.33	0	33
66 Returning Officer Condamine Pre-Poll	0	0.00	0	0.00	0	0
67 Returning Officer Cook Pre-Poll	0	0.00	0	0.00	0	0
68 Returning Officer Coomera Pre-Poll	0	0.00	0	0.00	0	0
69 Returning Officer Cooper Pre-Poll	3	60.00	2	40.00	0	5
70 Returning Officer Currumbin Pre-Poll	2	100.00	0	0.00	0	2
71 Returning Officer Everton Pre-Poll	6	75.00	2	25.00	0	8
72 Returning Officer Ferny Grove Pre-Poll	2	66.67	1	33.33	0	3
73 Returning Officer Gaven Pre-Poll	0	0.00	2	100.00	0	2
74 Returning Officer Gladstone Pre-Poll	3	100.00	0	0.00	0	3
75 Returning Officer Glass House Pre-Poll	0	0.00	0	0.00	0	0
76 Returning Officer Greenslopes Pre-Poll	2	66.67	1	33.33	0	3
77 Returning Officer Gregory Pre-Poll	0	0.00	0	0.00	0	0
78 Returning Officer Gympie Pre-Poll	3	60.00	2	40.00	0	5
79 Returning Officer Hervey Bay Pre-Poll	0	0.00	0	0.00	0	0
80 Returning Officer Hill Pre-Poll	1	100.00	0	0.00	0	1

2017 State General Election

Two Candidate Preferred Results After Preferences By Booth

74. Sandgate							36,123
		HINCHLIFFE, Stirling ALP		VAN DER HOEK, Jessie LNP		Total Exhausted	Total Formal
No.	Polling Booth	Votes	%	Votes	%	Votes	Votes
81	Returning Officer Hinchinbrook Pre-Poll	0	0.00	0	0.00	0	0
82	Returning Officer Inala Pre-Poll	2	66.67	1	33.33	0	3
83	Returning Officer Ipswich Pre-Poll	4	66.67	2	33.33	0	6
84	Returning Officer Ipswich West Pre-Poll	0	0.00	0	0.00	0	0
85	Returning Officer Jordan Pre-Poll	1	50.00	1	50.00	0	2
86	Returning Officer Kawana Pre-Poll	1	100.00	0	0.00	0	1
87	Returning Officer Keppel Pre-Poll	4	100.00	0	0.00	0	4
88	Returning Officer Kurwongbah Pre-Poll	5	83.33	1	16.67	0	6
89	Returning Officer Lockyer Pre-Poll	3	75.00	1	25.00	0	4
90	Returning Officer Logan Pre-Poll	0	0.00	0	0.00	0	0
91	Returning Officer Lytton Pre-Poll	2	40.00	3	60.00	0	5
92	Returning Officer Macalister Pre-Poll	0	0.00	0	0.00	0	0
93	Returning Officer Mackay Pre-Poll	0	0.00	0	0.00	0	0
94	Returning Officer Maiwar Pre-Poll	3	75.00	1	25.00	0	4
95	Returning Officer Mansfield Pre-Poll	1	50.00	1	50.00	0	2
96	Returning Officer Maroochydore Pre-Poll	0	0.00	0	0.00	0	0
97	Returning Officer Maryborough Pre-Poll	2	66.67	1	33.33	0	3
98	Returning Officer Mcconnel Pre-Poll	10	66.67	5	33.33	0	15
99	Returning Officer Mermaid Beach Pre-Poll	0	0.00	0	0.00	0	0
100	Returning Officer Miller Pre-Poll	0	0.00	1	100.00	0	1
101	Returning Officer Mirani Pre-Poll	0	0.00	0	0.00	0	0
102	Returning Officer Moggill Pre-Poll	0	0.00	0	0.00	0	0
103	Returning Officer Morayfield Pre-Poll	0	0.00	0	0.00	0	0
104	Returning Officer Mount Ommaney Pre-	0	0.00	0	0.00	0	0
105	Returning Officer Mudgeeraba Pre-Poll	0	0.00	1	100.00	0	1
106	Returning Officer Mulgrave Pre-Poll	1	100.00	0	0.00	0	1
107	Returning Officer Mundingburra Pre-Poll	0	0.00	0	0.00	0	0
108	Returning Officer Murrumba Pre-Poll	16	66.67	8	33.33	0	24
109	Returning Officer Nanango Pre-Poll	3	100.00	0	0.00	0	3
110	Returning Officer Nicklin Pre-Poll	0	0.00	0	0.00	0	0
111	Returning Officer Ninderry Pre-Poll	0	0.00	0	0.00	0	0
112	Returning Officer Noosa Pre-Poll	0	0.00	0	0.00	0	0
113	Returning Officer Nudgee Pre-Poll	24	66.67	12	33.33	0	36
114	Returning Officer Oodgeroo Pre-Poll	0	0.00	0	0.00	0	0
115	Returning Officer Pine Rivers Pre-Poll	105	61.40	66	38.60	0	171
116	Returning Officer Pumicestone Pre-Poll	2	50.00	2	50.00	0	4
117	Returning Officer Redcliffe Pre-Poll	0	0.00	0	0.00	0	0
118	Returning Officer Redlands Pre-Poll	0	0.00	0	0.00	0	0
119	Returning Officer Rockhampton Pre-Poll	0	0.00	1	100.00	0	1
120	Returning Officer Scenic Rim Pre-Poll	1	50.00	1	50.00	0	2

2017 State General Election

Two Candidate Preferred Results After Preferences By Booth

74. Sandgate							36,123
		HINCHLIFFE, Stirling ALP		VAN DER HOEK, Jessie LNP		Total Exhausted	Total Formal
No.	Polling Booth	Votes	%	Votes	%	Votes	Votes
121	Returning Officer South Brisbane Pre-Poll	20	74.07	7	25.93	0	27
122	Returning Officer Southern Downs Pre-	0	0.00	0	0.00	0	0
123	Returning Officer Southport Pre-Poll	0	0.00	0	0.00	0	0
124	Returning Officer Springwood Pre-Poll	2	66.67	1	33.33	0	3
125	Returning Officer Stafford Pre-Poll	24	72.73	9	27.27	0	33
126	Returning Officer Stretton Pre-Poll	0	0.00	0	0.00	0	0
127	Returning Officer Surfers Paradise Pre-	1	100.00	0	0.00	0	1
128	Returning Officer Theodore Pre-Poll	1	100.00	0	0.00	0	1
129	Returning Officer Thuringowa Pre-Poll	0	0.00	0	0.00	0	0
130	Returning Officer Toohey Pre-Poll	0	0.00	0	0.00	0	0
131	Returning Officer Toowoomba North Pre-	0	0.00	0	0.00	0	0
132	Returning Officer Toowoomba South Pre-	0	0.00	2	100.00	0	2
133	Returning Officer Townsville Pre-Poll	0	0.00	0	0.00	0	0
134	Returning Officer Traeger Pre-Poll	0	0.00	0	0.00	0	0
135	Returning Officer Warrego Pre-Poll	0	0.00	0	0.00	0	0
136	Returning Officer Waterford Pre-Poll	0	0.00	0	0.00	0	0
137	Returning Officer Whitsunday Pre-Poll	1	100.00	0	0.00	0	1
138	Returning Officer Woodridge Pre-Poll	2	50.00	2	50.00	0	4
	Polling Booth Totals	**17,639**	**63.55**	**10,118**	**36.45**	**0**	**27,757**
301	Postal, Special Postal, Unenrolled Votes	1,265	60.15	838	39.85	0	2,103
302	Pre-Poll (In Person) Absent Votes	62	60.78	40	39.22	0	102
303	Polling Day Absent Votes	958	67.13	469	32.87	0	1,427
305	Declared Institution Votes	45	67.16	22	32.84	0	67
306	Polling Day Declaration Votes	0	0.00	0	0.00	0	0
308	Uncertain Identity	0	0.00	0	0.00	0	0
	Declaration Vote Totals	**2,330**	**62.99**	**1,369**	**37.01**	**0**	**3,699**
	Total Final Preference Votes	**19,969**	**63.48**	**11,487**	**36.52**	**0**	**31,456**

2017 State General Election

Two Candidate Preferred Results After Preferences By Booth

75. Scenic Rim						36,245
		KRAUSE, Jon LNP		SMITH, Rod ONP		Total Exhausted	Total Formal
No.	Polling Booth	Votes	%	Votes	%	Votes	Votes
1	Aratula	254	61.95	156	38.05	0	410
2	Beaudesert	1,050	60.98	672	39.02	0	1,722
3	Beaudesert East	426	56.88	323	43.12	0	749
4	Beechmont	277	70.13	118	29.87	0	395
5	Boonah	873	69.73	379	30.27	0	1,252
6	Canungra	953	63.83	540	36.17	0	1,493
7	Churchill	28	35.90	50	64.10	0	78
8	Darlington	73	74.49	25	25.51	0	98
9	Grandchester	84	50.91	81	49.09	0	165
10	Harrisville	227	64.31	126	35.69	0	353
11	Hillview	85	66.93	42	33.07	0	127
12	Jimboomba	665	54.91	546	45.09	0	1,211
13	Jimboomba Central	364	54.82	300	45.18	0	664
14	Kalbar	475	67.47	229	32.53	0	704
15	Kooralbyn	336	54.99	275	45.01	0	611
16	Mount Alford	173	68.65	79	31.35	0	252
17	Mutdapilly	146	53.48	127	46.52	0	273
18	North Tamborine	1,707	75.53	553	24.47	0	2,260
19	Peak Crossing	403	55.51	323	44.49	0	726
20	Rathdowney	191	59.32	131	40.68	0	322
21	Roadvale	208	60.64	135	39.36	0	343
22	Rosevale	59	62.77	35	37.23	0	94
23	Rosewood	163	39.47	250	60.53	0	413
24	St Bernard	959	79.13	253	20.87	0	1,212
25	Warrill View	75	46.58	86	53.42	0	161
26	Willowbank	240	48.00	260	52.00	0	500
27	Woodhill	491	52.29	448	47.71	0	939
28	Yamanto	73	42.20	100	57.80	0	173
29	Yarrabilba	310	56.26	241	43.74	0	551
30	Brisbane CBD All-Districts Centre	9	69.23	4	30.77	0	13
31	Bundaberg All-Districts Centre	0	0.00	0	0.00	0	0
32	Burleigh All-Districts Centre	1	50.00	1	50.00	0	2
33	Cairns All-Districts Centre	0	0.00	0	0.00	0	0
34	East Brisbane All-Districts Centre	3	75.00	1	25.00	0	4
35	Hervey Bay All-Districts Centre	0	0.00	0	0.00	0	0
36	Mackay All-Districts Centre	0	0.00	1	100.00	0	1
37	Maroochydore All-Districts Centre	0	0.00	0	0.00	0	0
38	Morayfield All-Districts Centre	0	0.00	1	100.00	0	1
39	Noosa All-Districts Centre	2	66.67	1	33.33	0	3
40	Oodgeroo All-Districts Centre	0	0.00	0	0.00	0	0

2017 State General Election

Two Candidate Preferred Results After Preferences By Booth

75. Scenic Rim						36,245
	KRAUSE, Jon LNP		SMITH, Rod ONP		Total Exhausted	Total Formal
No. Polling Booth	Votes	%	Votes	%	Votes	Votes
41 Redcliffe All-Districts Centre	0	0.00	0	0.00	0	0
42 Southport All-Districts Centre	10	83.33	2	16.67	0	12
43 Telephone Voting	2	100.00	0	0.00	0	2
44 Townsville All-Districts Centre	1	100.00	0	0.00	0	1
45 Vulture Street All-Districts Centre	0	0.00	0	0.00	0	0
46 Woolloongabba All-Districts Centre	1	100.00	0	0.00	0	1
47 Brisbane CBD All-Districts Centre Pre-Poll	56	74.67	19	25.33	0	75
48 Bundaberg All-Districts Centre Pre-Poll	0	0.00	0	0.00	0	0
49 Burleigh All-Districts Centre Pre-Poll	32	65.31	17	34.69	0	49
50 Cairns All-Districts Centre Pre-Poll	0	0.00	4	100.00	0	4
51 Electoral Visit	126	83.44	25	16.56	0	151
52 Hervey Bay All-Districts Centre Pre-poll	5	62.50	3	37.50	0	8
53 Mackay All-Districts Centre Pre-Poll	3	50.00	3	50.00	0	6
54 Maroochydore All-Districts Centre Pre-	6	66.67	3	33.33	0	9
55 Morayfield All-Districts Centre Pre-poll	0	0.00	0	0.00	0	0
56 Noosa All-Districts Centre Pre-Poll	3	75.00	1	25.00	0	4
57 Oodgeroo All-Districts Centre Pre-Poll	8	88.89	1	11.11	0	9
58 Redcliffe All-Districts Centre Pre-Poll	2	50.00	2	50.00	0	4
59 Southport All-Districts Centre Pre-Poll	156	71.89	61	28.11	0	217
60 Telephone Voting - Pre-poll	6	60.00	4	40.00	0	10
61 Townsville All-Districts Centre Pre-Poll	2	66.67	1	33.33	0	3
62 eAssist - Coorparoo Pre-Poll	0	0.00	0	0.00	0	0
63 Boonah Pre-poll	1,447	70.69	600	29.31	0	2,047
64 Returning Officer Scenic Rim Pre-Poll	2,448	64.88	1,325	35.12	0	3,773
65 Returning Officer Algester Pre-Poll	0	0.00	0	0.00	0	0
66 Returning Officer Aspley Pre-Poll	1	100.00	0	0.00	0	1
67 Returning Officer Bancroft Pre-Poll	0	0.00	0	0.00	0	0
68 Returning Officer Barron River Pre-Poll	2	100.00	0	0.00	0	2
69 Returning Officer Bonney Pre-Poll	15	68.18	7	31.82	0	22
70 Returning Officer Broadwater Pre-Poll	11	57.89	8	42.11	0	19
71 Returning Officer Buderim Pre-Poll	0	0.00	2	100.00	0	2
72 Returning Officer Bulimba Pre-Poll	2	100.00	0	0.00	0	2
73 Returning Officer Bundaberg Pre-Poll	0	0.00	0	0.00	0	0
74 Returning Officer Bundamba Pre-Poll	21	50.00	21	50.00	0	42
75 Returning Officer Burdekin Pre-Poll	0	0.00	0	0.00	0	0
76 Returning Officer Burleigh Pre-Poll	0	0.00	0	0.00	0	0
77 Returning Officer Burnett Pre-Poll	0	0.00	0	0.00	0	0
78 Returning Officer Cairns Pre-Poll	0	0.00	0	0.00	0	0
79 Returning Officer Callide Pre-Poll	0	0.00	0	0.00	0	0
80 Returning Officer Caloundra Pre-Poll	1	100.00	0	0.00	0	1

2017 State General Election

Two Candidate Preferred Results After Preferences By Booth

75. Scenic Rim						36,245
		KRAUSE, Jon LNP		SMITH, Rod ONP		Total Exhausted	Total Formal
No.	Polling Booth	Votes	%	Votes	%	Votes	Votes
81	Returning Officer Capalaba Pre-Poll	2	100.00	0	0.00	0	2
82	Returning Officer Chatsworth Pre-Poll	1	100.00	0	0.00	0	1
83	Returning Officer Clayfield Pre-Poll	2	66.67	1	33.33	0	3
84	Returning Officer Condamine Pre-Poll	0	0.00	0	0.00	0	0
85	Returning Officer Cook Pre-Poll	0	0.00	0	0.00	0	0
86	Returning Officer Coomera Pre-Poll	10	58.82	7	41.18	0	17
87	Returning Officer Cooper Pre-Poll	0	0.00	0	0.00	0	0
88	Returning Officer Currumbin Pre-Poll	3	60.00	2	40.00	0	5
89	Returning Officer Everton Pre-Poll	3	100.00	0	0.00	0	3
90	Returning Officer Ferny Grove Pre-Poll	0	0.00	0	0.00	0	0
91	Returning Officer Gaven Pre-Poll	40	55.56	32	44.44	0	72
92	Returning Officer Gladstone Pre-Poll	0	0.00	0	0.00	0	0
93	Returning Officer Glass House Pre-Poll	0	0.00	0	0.00	0	0
94	Returning Officer Greenslopes Pre-Poll	3	75.00	1	25.00	0	4
95	Returning Officer Gregory Pre-Poll	1	50.00	1	50.00	0	2
96	Returning Officer Gympie Pre-Poll	2	50.00	2	50.00	0	4
97	Returning Officer Hervey Bay Pre-Poll	0	0.00	0	0.00	0	0
98	Returning Officer Hill Pre-Poll	0	0.00	0	0.00	0	0
99	Returning Officer Hinchinbrook Pre-Poll	0	0.00	0	0.00	0	0
100	Returning Officer Inala Pre-Poll	3	60.00	2	40.00	0	5
101	Returning Officer Ipswich Pre-Poll	165	52.88	147	47.12	0	312
102	Returning Officer Ipswich West Pre-Poll	0	0.00	0	0.00	0	0
103	Returning Officer Jordan Pre-Poll	3	37.50	5	62.50	0	8
104	Returning Officer Kawana Pre-Poll	1	100.00	0	0.00	0	1
105	Returning Officer Keppel Pre-Poll	0	0.00	0	0.00	0	0
106	Returning Officer Kurwongbah Pre-Poll	1	100.00	0	0.00	0	1
107	Returning Officer Lockyer Pre-Poll	3	100.00	0	0.00	0	3
108	Returning Officer Logan Pre-Poll	102	42.50	138	57.50	0	240
109	Returning Officer Lytton Pre-Poll	3	75.00	1	25.00	0	4
110	Returning Officer Macalister Pre-Poll	0	0.00	0	0.00	0	0
111	Returning Officer Mackay Pre-Poll	0	0.00	0	0.00	0	0
112	Returning Officer Maiwar Pre-Poll	1	100.00	0	0.00	0	1
113	Returning Officer Mansfield Pre-Poll	1	33.33	2	66.67	0	3
114	Returning Officer Maroochydore Pre-Poll	0	0.00	0	0.00	0	0
115	Returning Officer Maryborough Pre-Poll	0	0.00	1	100.00	0	1
116	Returning Officer Mcconnel Pre-Poll	1	100.00	0	0.00	0	1
117	Returning Officer Mermaid Beach Pre-Poll	4	66.67	2	33.33	0	6
118	Returning Officer Miller Pre-Poll	3	75.00	1	25.00	0	4
119	Returning Officer Mirani Pre-Poll	0	0.00	0	0.00	0	0
120	Returning Officer Moggill Pre-Poll	1	100.00	0	0.00	0	1

2017 State General Election

Two Candidate Preferred Results After Preferences By Booth

75. Scenic Rim						36,245
		KRAUSE, Jon LNP		SMITH, Rod ONP		Total Exhausted	Total Formal
No.	Polling Booth	Votes	%	Votes	%	Votes	Votes
121	Returning Officer Morayfield Pre-Poll	0	0.00	0	0.00	0	0
122	Returning Officer Mount Ommaney Pre-	1	100.00	0	0.00	0	1
123	Returning Officer Mudgeeraba Pre-Poll	4	80.00	1	20.00	0	5
124	Returning Officer Mulgrave Pre-Poll	0	0.00	0	0.00	0	0
125	Returning Officer Mundingburra Pre-Poll	0	0.00	0	0.00	0	0
126	Returning Officer Murrumba Pre-Poll	0	0.00	1	100.00	0	1
127	Returning Officer Nanango Pre-Poll	0	0.00	2	100.00	0	2
128	Returning Officer Nicklin Pre-Poll	0	0.00	1	100.00	0	1
129	Returning Officer Ninderry Pre-Poll	3	75.00	1	25.00	0	4
130	Returning Officer Noosa Pre-Poll	0	0.00	0	0.00	0	0
131	Returning Officer Nudgee Pre-Poll	0	0.00	0	0.00	0	0
132	Returning Officer Oodgeroo Pre-Poll	0	0.00	0	0.00	0	0
133	Returning Officer Pine Rivers Pre-Poll	1	100.00	0	0.00	0	1
134	Returning Officer Pumicestone Pre-Poll	0	0.00	0	0.00	0	0
135	Returning Officer Redcliffe Pre-Poll	0	0.00	0	0.00	0	0
136	Returning Officer Redlands Pre-Poll	1	50.00	1	50.00	0	2
137	Returning Officer Rockhampton Pre-Poll	2	50.00	2	50.00	0	4
138	Returning Officer Sandgate Pre-Poll	1	100.00	0	0.00	0	1
139	Returning Officer South Brisbane Pre-Poll	2	66.67	1	33.33	0	3
140	Returning Officer Southern Downs Pre-	6	85.71	1	14.29	0	7
141	Returning Officer Southport Pre-Poll	0	0.00	0	0.00	0	0
142	Returning Officer Springwood Pre-Poll	28	65.12	15	34.88	0	43
143	Returning Officer Stafford Pre-Poll	1	100.00	0	0.00	0	1
144	Returning Officer Stretton Pre-Poll	2	100.00	0	0.00	0	2
145	Returning Officer Surfers Paradise Pre-	6	60.00	4	40.00	0	10
146	Returning Officer Theodore Pre-Poll	8	72.73	3	27.27	0	11
147	Returning Officer Thuringowa Pre-Poll	0	0.00	0	0.00	0	0
148	Returning Officer Toohey Pre-Poll	0	0.00	2	100.00	0	2
149	Returning Officer Toowoomba North Pre-	5	83.33	1	16.67	0	6
150	Returning Officer Toowoomba South Pre-	2	100.00	0	0.00	0	2
151	Returning Officer Townsville Pre-Poll	0	0.00	0	0.00	0	0
152	Returning Officer Traeger Pre-Poll	2	66.67	1	33.33	0	3
153	Returning Officer Warrego Pre-Poll	0	0.00	2	100.00	0	2
154	Returning Officer Waterford Pre-Poll	0	0.00	0	0.00	0	0
155	Returning Officer Whitsunday Pre-Poll	0	0.00	1	100.00	0	1
156	Returning Officer Woodridge Pre-Poll	8	44.44	10	55.56	0	18
	Polling Booth Totals	**16,192**	**63.28**	**9,396**	**36.72**	**0**	**25,588**
301	Postal, Special Postal, Unenrolled Votes	2,745	64.24	1,528	35.76	0	4,273
302	Pre-Poll (In Person) Absent Votes	52	64.20	29	35.80	0	81
303	Polling Day Absent Votes	733	56.60	562	43.40	0	1,295

2017 State General Election

Two Candidate Preferred Results After Preferences By Booth

75. Scenic Rim						36,245
	KRAUSE, Jon LNP		SMITH, Rod ONP		Total Exhausted	Total Formal
No. Polling Booth	Votes	%	Votes	%	Votes	Votes
305 Declared Institution Votes	45	77.59	13	22.41	0	58
306 Polling Day Declaration Votes	52	50.98	50	49.02	0	102
308 Uncertain Identity	0	0.00	0	0.00	0	0
Declaration Vote Totals	**3,627**	**62.44**	**2,182**	**37.56**	**0**	**5,809**
Total Final Preference Votes	**19,819**	**63.12**	**11,578**	**36.88**	**0**	**31,397**

2017 State General Election

Two Candidate Preferred Results After Preferences By Booth

76. South Brisbane						34,460
		TRAD, Jackie ALP		MACMAHON, Amy GRN		Total Exhausted	Total Formal
No.	Polling Booth	Votes	%	Votes	%	Votes	Votes
1	Annerley	216	50.70	210	49.30	0	426
2	Annerley Junction	314	57.93	228	42.07	0	542
3	Coorparoo	142	52.79	127	47.21	0	269
4	Dutton Park	589	57.58	434	42.42	0	1,023
5	Mater	329	61.96	202	38.04	0	531
6	St Francis	898	50.91	866	49.09	0	1,764
7	St Itas	491	54.62	408	45.38	0	899
8	State High	842	51.31	799	48.69	0	1,641
9	Stones Corner	393	53.54	341	46.46	0	734
10	Thompson Estate	176	59.46	120	40.54	0	296
11	West End	1,655	47.89	1,801	52.11	0	3,456
12	Brisbane CBD All-Districts Centre	155	50.65	151	49.35	0	306
13	Bundaberg All-Districts Centre	0	0.00	0	0.00	0	0
14	Burleigh All-Districts Centre	2	16.67	10	83.33	0	12
15	Cairns All-Districts Centre	2	100.00	0	0.00	0	2
16	East Brisbane All-Districts Centre	842	55.10	686	44.90	0	1,528
17	Hervey Bay All-Districts Centre	0	0.00	0	0.00	0	0
18	Mackay All-Districts Centre	0	0.00	0	0.00	0	0
19	Maroochydore All-Districts Centre	2	22.22	7	77.78	0	9
20	Morayfield All-Districts Centre	0	0.00	0	0.00	0	0
21	Noosa All-Districts Centre	4	80.00	1	20.00	0	5
22	Oodgeroo All-Districts Centre	1	100.00	0	0.00	0	1
23	Redcliffe All-Districts Centre	0	0.00	0	0.00	0	0
24	Southport All-Districts Centre	0	0.00	2	100.00	0	2
25	Telephone Voting	2	66.67	1	33.33	0	3
26	Townsville All-Districts Centre	0	0.00	0	0.00	0	0
27	Vulture Street All-Districts Centre	933	55.47	749	44.53	0	1,682
28	Woolloongabba All-Districts Centre	645	52.61	581	47.39	0	1,226
29	Brisbane CBD All-Districts Centre Pre-Poll	1,664	54.81	1,372	45.19	0	3,036
30	Bundaberg All-Districts Centre Pre-Poll	3	42.86	4	57.14	0	7
31	Burleigh All-Districts Centre Pre-Poll	13	40.63	19	59.38	0	32
32	Cairns All-Districts Centre Pre-Poll	6	46.15	7	53.85	0	13
33	Electoral Visit	73	69.52	32	30.48	0	105
34	Hervey Bay All-Districts Centre Pre-poll	2	100.00	0	0.00	0	2
35	Mackay All-Districts Centre Pre-Poll	5	71.43	2	28.57	0	7
36	Maroochydore All-Districts Centre Pre-	6	28.57	15	71.43	0	21
37	Morayfield All-Districts Centre Pre-poll	2	40.00	3	60.00	0	5
38	Noosa All-Districts Centre Pre-Poll	1	11.11	8	88.89	0	9
39	Oodgeroo All-Districts Centre Pre-Poll	12	60.00	8	40.00	0	20
40	Redcliffe All-Districts Centre Pre-Poll	4	57.14	3	42.86	0	7

2017 State General Election

Two Candidate Preferred Results After Preferences By Booth

76. South Brisbane						34,460
		TRAD, Jackie ALP		MACMAHON, Amy GRN		Total Exhausted	Total Formal
No.	Polling Booth	Votes	%	Votes	%	Votes	Votes
41	Southport All-Districts Centre Pre-Poll	10	83.33	2	16.67	0	12
42	Telephone Voting - Pre-poll	7	70.00	3	30.00	0	10
43	Townsville All-Districts Centre Pre-Poll	5	83.33	1	16.67	0	6
44	eAssist - Coorparoo Pre-Poll	46	63.01	27	36.99	0	73
45	Returning Officer South Brisbane Pre-Poll	1,177	58.70	828	41.30	0	2,005
46	Returning Officer Algester Pre-Poll	0	0.00	0	0.00	0	0
47	Returning Officer Aspley Pre-Poll	2	33.33	4	66.67	0	6
48	Returning Officer Bancroft Pre-Poll	0	0.00	0	0.00	0	0
49	Returning Officer Barron River Pre-Poll	0	0.00	0	0.00	0	0
50	Returning Officer Bonney Pre-Poll	0	0.00	0	0.00	0	0
51	Returning Officer Broadwater Pre-Poll	2	66.67	1	33.33	0	3
52	Returning Officer Buderim Pre-Poll	1	12.50	7	87.50	0	8
53	Returning Officer Bulimba Pre-Poll	20	48.78	21	51.22	0	41
54	Returning Officer Bundaberg Pre-Poll	0	0.00	0	0.00	0	0
55	Returning Officer Bundamba Pre-Poll	1	50.00	1	50.00	0	2
56	Returning Officer Burdekin Pre-Poll	0	0.00	0	0.00	0	0
57	Returning Officer Burleigh Pre-Poll	0	0.00	0	0.00	0	0
58	Returning Officer Burnett Pre-Poll	0	0.00	0	0.00	0	0
59	Returning Officer Cairns Pre-Poll	0	0.00	0	0.00	0	0
60	Returning Officer Callide Pre-Poll	0	0.00	0	0.00	0	0
61	Returning Officer Caloundra Pre-Poll	4	36.36	7	63.64	0	11
62	Returning Officer Capalaba Pre-Poll	2	50.00	2	50.00	0	4
63	Returning Officer Chatsworth Pre-Poll	5	71.43	2	28.57	0	7
64	Returning Officer Clayfield Pre-Poll	8	44.44	10	55.56	0	18
65	Returning Officer Condamine Pre-Poll	0	0.00	0	0.00	0	0
66	Returning Officer Cook Pre-Poll	1	100.00	0	0.00	0	1
67	Returning Officer Coomera Pre-Poll	0	0.00	1	100.00	0	1
68	Returning Officer Cooper Pre-Poll	9	45.00	11	55.00	0	20
69	Returning Officer Currumbin Pre-Poll	1	20.00	4	80.00	0	5
70	Returning Officer Everton Pre-Poll	0	0.00	1	100.00	0	1
71	Returning Officer Ferny Grove Pre-Poll	1	100.00	0	0.00	0	1
72	Returning Officer Gaven Pre-Poll	0	0.00	1	100.00	0	1
73	Returning Officer Gladstone Pre-Poll	2	50.00	2	50.00	0	4
74	Returning Officer Glass House Pre-Poll	1	100.00	0	0.00	0	1
75	Returning Officer Greenslopes Pre-Poll	154	58.78	108	41.22	0	262
76	Returning Officer Gregory Pre-Poll	0	0.00	0	0.00	0	0
77	Returning Officer Gympie Pre-Poll	2	66.67	1	33.33	0	3
78	Returning Officer Hervey Bay Pre-Poll	0	0.00	0	0.00	0	0
79	Returning Officer Hill Pre-Poll	0	0.00	0	0.00	0	0
80	Returning Officer Hinchinbrook Pre-Poll	0	0.00	0	0.00	0	0

2017 State General Election

Two Candidate Preferred Results After Preferences By Booth

76. South Brisbane						34,460
		TRAD, Jackie ALP		MACMAHON, Amy GRN		Total Exhausted	Total Formal
No.	Polling Booth	Votes	%	Votes	%	Votes	Votes
81	Returning Officer Inala Pre-Poll	4	80.00	1	20.00	0	5
82	Returning Officer Ipswich Pre-Poll	7	58.33	5	41.67	0	12
83	Returning Officer Ipswich West Pre-Poll	0	0.00	0	0.00	0	0
84	Returning Officer Jordan Pre-Poll	4	66.67	2	33.33	0	6
85	Returning Officer Kawana Pre-Poll	1	33.33	2	66.67	0	3
86	Returning Officer Keppel Pre-Poll	3	100.00	0	0.00	0	3
87	Returning Officer Kurwongbah Pre-Poll	1	100.00	0	0.00	0	1
88	Returning Officer Lockyer Pre-Poll	1	33.33	2	66.67	0	3
89	Returning Officer Logan Pre-Poll	0	0.00	2	100.00	0	2
90	Returning Officer Lytton Pre-Poll	6	40.00	9	60.00	0	15
91	Returning Officer Macalister Pre-Poll	0	0.00	0	0.00	0	0
92	Returning Officer Mackay Pre-Poll	0	0.00	0	0.00	0	0
93	Returning Officer Maiwar Pre-Poll	6	50.00	6	50.00	0	12
94	Returning Officer Mansfield Pre-Poll	12	54.55	10	45.45	0	22
95	Returning Officer Maroochydore Pre-Poll	0	0.00	0	0.00	0	0
96	Returning Officer Maryborough Pre-Poll	0	0.00	1	100.00	0	1
97	Returning Officer Mcconnel Pre-Poll	16	66.67	8	33.33	0	24
98	Returning Officer Mermaid Beach Pre-Poll	3	60.00	2	40.00	0	5
99	Returning Officer Miller Pre-Poll	21	55.26	17	44.74	0	38
100	Returning Officer Mirani Pre-Poll	0	0.00	0	0.00	0	0
101	Returning Officer Moggill Pre-Poll	6	54.55	5	45.45	0	11
102	Returning Officer Morayfield Pre-Poll	0	0.00	0	0.00	0	0
103	Returning Officer Mount Ommaney Pre-	4	66.67	2	33.33	0	6
104	Returning Officer Mudgeeraba Pre-Poll	0	0.00	1	100.00	0	1
105	Returning Officer Mulgrave Pre-Poll	0	0.00	0	0.00	0	0
106	Returning Officer Mundingburra Pre-Poll	0	0.00	0	0.00	0	0
107	Returning Officer Murrumba Pre-Poll	3	100.00	0	0.00	0	3
108	Returning Officer Nanango Pre-Poll	0	0.00	0	0.00	0	0
109	Returning Officer Nicklin Pre-Poll	0	0.00	1	100.00	0	1
110	Returning Officer Ninderry Pre-Poll	2	66.67	1	33.33	0	3
111	Returning Officer Noosa Pre-Poll	0	0.00	0	0.00	0	0
112	Returning Officer Nudgee Pre-Poll	5	71.43	2	28.57	0	7
113	Returning Officer Oodgeroo Pre-Poll	0	0.00	0	0.00	0	0
114	Returning Officer Pine Rivers Pre-Poll	1	50.00	1	50.00	0	2
115	Returning Officer Pumicestone Pre-Poll	2	100.00	0	0.00	0	2
116	Returning Officer Redcliffe Pre-Poll	0	0.00	0	0.00	0	0
117	Returning Officer Redlands Pre-Poll	2	33.33	4	66.67	0	6
118	Returning Officer Rockhampton Pre-Poll	1	100.00	0	0.00	0	1
119	Returning Officer Sandgate Pre-Poll	3	37.50	5	62.50	0	8
120	Returning Officer Scenic Rim Pre-Poll	2	66.67	1	33.33	0	3

2017 State General Election

Two Candidate Preferred Results After Preferences By Booth

76. South Brisbane						34,460
		TRAD, Jackie ALP		MACMAHON, Amy GRN		Total Exhausted	Total Formal
No.	Polling Booth	Votes	%	Votes	%	Votes	Votes
121	Returning Officer Southern Downs Pre-	2	50.00	2	50.00	0	4
122	Returning Officer Southport Pre-Poll	0	0.00	0	0.00	0	0
123	Returning Officer Springwood Pre-Poll	11	73.33	4	26.67	0	15
124	Returning Officer Stafford Pre-Poll	1	25.00	3	75.00	0	4
125	Returning Officer Stretton Pre-Poll	9	64.29	5	35.71	0	14
126	Returning Officer Surfers Paradise Pre-	1	100.00	0	0.00	0	1
127	Returning Officer Theodore Pre-Poll	0	0.00	2	100.00	0	2
128	Returning Officer Thuringowa Pre-Poll	0	0.00	0	0.00	0	0
129	Returning Officer Toohey Pre-Poll	10	90.91	1	9.09	0	11
130	Returning Officer Toowoomba North Pre-	4	80.00	1	20.00	0	5
131	Returning Officer Toowoomba South Pre-	0	0.00	0	0.00	0	0
132	Returning Officer Townsville Pre-Poll	0	0.00	0	0.00	0	0
133	Returning Officer Traeger Pre-Poll	0	0.00	1	100.00	0	1
134	Returning Officer Warrego Pre-Poll	0	0.00	0	0.00	0	0
135	Returning Officer Waterford Pre-Poll	0	0.00	0	0.00	0	0
136	Returning Officer Whitsunday Pre-Poll	1	100.00	0	0.00	0	1
137	Returning Officer Woodridge Pre-Poll	3	75.00	1	25.00	0	4
	Polling Booth Totals	**12,043**	**53.78**	**10,352**	**46.22**	**0**	**22,395**
301	Postal, Special Postal, Unenrolled Votes	1,450	57.00	1,094	43.00	0	2,544
302	Pre-Poll (In Person) Absent Votes	84	48.00	91	52.00	0	175
303	Polling Day Absent Votes	1,225	48.92	1,279	51.08	0	2,504
305	Declared Institution Votes	20	55.56	16	44.44	0	36
306	Polling Day Declaration Votes	65	44.83	80	55.17	0	145
308	Uncertain Identity	0	0.00	0	0.00	0	0
	Declaration Vote Totals	**2,844**	**52.63**	**2,560**	**47.37**	**0**	**5,404**
	Total Final Preference Votes	**14,887**	**53.55**	**12,912**	**46.45**	**0**	**27,799**

2017 State General Election

Two Candidate Preferred Results After Preferences By Booth

77. Southern Downs						35,622
		LISTER, James LNP		COYNE, Joshua ONP		Total Exhausted	Total Formal
No.	Polling Booth	Votes	%	Votes	%	Votes	Votes
1	Allora	649	58.26	465	41.74	0	1,114
2	Amiens	145	70.05	62	29.95	0	207
3	Applethorpe	211	67.20	103	32.80	0	314
4	Ballandean	221	74.66	75	25.34	0	296
5	Broadwater	282	68.12	132	31.88	0	414
6	Cecil Plains	141	65.28	75	34.72	0	216
7	Dalveen	121	66.48	61	33.52	0	182
8	Glen Aplin	215	73.63	77	26.37	0	292
9	Goondiwindi	776	61.93	477	38.07	0	1,253
10	Goondiwindi West	540	60.27	356	39.73	0	896
11	Inglewood	361	52.86	322	47.14	0	683
12	Karara	31	70.45	13	29.55	0	44
13	Killarney	428	63.41	247	36.59	0	675
14	Leyburn	87	44.62	108	55.38	0	195
15	Maryvale	132	62.86	78	37.14	0	210
16	Massie	170	60.28	112	39.72	0	282
17	Millmerran	573	52.76	513	47.24	0	1,086
18	Murrays Bridge	95	59.01	66	40.99	0	161
19	Pratten	78	57.35	58	42.65	0	136
20	Stanthorpe	1,115	71.70	440	28.30	0	1,555
21	Stanthorpe West	381	70.17	162	29.83	0	543
22	Talwood	73	58.87	51	41.13	0	124
23	Texas	240	45.80	284	54.20	0	524
24	The Summit	291	65.39	154	34.61	0	445
25	Toobeah	58	56.31	45	43.69	0	103
26	Wallangarra	133	58.08	96	41.92	0	229
27	Warwick	897	66.00	462	34.00	0	1,359
28	Warwick East	784	59.57	532	40.43	0	1,316
29	Warwick South	438	61.95	269	38.05	0	707
30	Warwick West	584	57.82	426	42.18	0	1,010
31	Yangan	246	59.28	169	40.72	0	415
32	Yelarbon	109	57.98	79	42.02	0	188
33	Brisbane CBD All-Districts Centre	7	70.00	3	30.00	0	10
34	Bundaberg All-Districts Centre	0	0.00	0	0.00	0	0
35	Burleigh All-Districts Centre	4	80.00	1	20.00	0	5
36	Cairns All-Districts Centre	2	100.00	0	0.00	0	2
37	East Brisbane All-Districts Centre	5	55.56	4	44.44	0	9
38	Hervey Bay All-Districts Centre	0	0.00	0	0.00	0	0
39	Mackay All-Districts Centre	0	0.00	0	0.00	0	0
40	Maroochydore All-Districts Centre	1	100.00	0	0.00	0	1

2017 State General Election

Two Candidate Preferred Results After Preferences By Booth

77. Southern Downs						35,622
		LISTER, James LNP		COYNE, Joshua ONP		Total Exhausted	Total Formal
No.	Polling Booth	Votes	%	Votes	%	Votes	Votes
41	Morayfield All-Districts Centre	1	33.33	2	66.67	0	3
42	Noosa All-Districts Centre	2	100.00	0	0.00	0	2
43	Oodgeroo All-Districts Centre	3	75.00	1	25.00	0	4
44	Redcliffe All-Districts Centre	1	100.00	0	0.00	0	1
45	Southport All-Districts Centre	0	0.00	0	0.00	0	0
46	Telephone Voting	5	83.33	1	16.67	0	6
47	Townsville All-Districts Centre	1	100.00	0	0.00	0	1
48	Vulture Street All-Districts Centre	1	100.00	0	0.00	0	1
49	Woolloongabba All-Districts Centre	1	100.00	0	0.00	0	1
50	Brisbane CBD All-Districts Centre Pre-Poll	29	82.86	6	17.14	0	35
51	Bundaberg All-Districts Centre Pre-Poll	3	100.00	0	0.00	0	3
52	Burleigh All-Districts Centre Pre-Poll	12	63.16	7	36.84	0	19
53	Cairns All-Districts Centre Pre-Poll	1	100.00	0	0.00	0	1
54	Electoral Visit	113	79.02	30	20.98	0	143
55	Hervey Bay All-Districts Centre Pre-poll	7	58.33	5	41.67	0	12
56	Mackay All-Districts Centre Pre-Poll	2	50.00	2	50.00	0	4
57	Maroochydore All-Districts Centre Pre-	4	100.00	0	0.00	0	4
58	Morayfield All-Districts Centre Pre-poll	5	100.00	0	0.00	0	5
59	Noosa All-Districts Centre Pre-Poll	7	53.85	6	46.15	0	13
60	Oodgeroo All-Districts Centre Pre-Poll	3	60.00	2	40.00	0	5
61	Redcliffe All-Districts Centre Pre-Poll	6	100.00	0	0.00	0	6
62	Southport All-Districts Centre Pre-Poll	6	66.67	3	33.33	0	9
63	Telephone Voting - Pre-poll	8	66.67	4	33.33	0	12
64	Townsville All-Districts Centre Pre-Poll	2	66.67	1	33.33	0	3
65	eAssist - Coorparoo Pre-Poll	0	0.00	0	0.00	0	0
66	Goondiwindi Pre-Poll	994	64.50	547	35.50	0	1,541
67	Stanthorpe Pre-Poll	1,524	71.99	593	28.01	0	2,117
68	Returning Officer Southern Downs Pre-	3,816	62.36	2,303	37.64	0	6,119
69	Returning Officer Algester Pre-Poll	0	0.00	0	0.00	0	0
70	Returning Officer Aspley Pre-Poll	0	0.00	0	0.00	0	0
71	Returning Officer Bancroft Pre-Poll	0	0.00	0	0.00	0	0
72	Returning Officer Barron River Pre-Poll	0	0.00	0	0.00	0	0
73	Returning Officer Bonney Pre-Poll	0	0.00	0	0.00	0	0
74	Returning Officer Broadwater Pre-Poll	1	100.00	0	0.00	0	1
75	Returning Officer Buderim Pre-Poll	2	40.00	3	60.00	0	5
76	Returning Officer Bulimba Pre-Poll	0	0.00	0	0.00	0	0
77	Returning Officer Bundaberg Pre-Poll	0	0.00	0	0.00	0	0
78	Returning Officer Bundamba Pre-Poll	3	100.00	0	0.00	0	3
79	Returning Officer Burdekin Pre-Poll	0	0.00	0	0.00	0	0
80	Returning Officer Burleigh Pre-Poll	0	0.00	0	0.00	0	0

2017 State General Election

Two Candidate Preferred Results After Preferences By Booth

77. Southern Downs						35,622
		LISTER, James LNP		COYNE, Joshua ONP		Total Exhausted	Total Formal
No.	Polling Booth	Votes	%	Votes	%	Votes	Votes
81	Returning Officer Burnett Pre-Poll	0	0.00	0	0.00	0	0
82	Returning Officer Cairns Pre-Poll	0	0.00	0	0.00	0	0
83	Returning Officer Callide Pre-Poll	2	100.00	0	0.00	0	2
84	Returning Officer Caloundra Pre-Poll	2	25.00	6	75.00	0	8
85	Returning Officer Capalaba Pre-Poll	0	0.00	1	100.00	0	1
86	Returning Officer Chatsworth Pre-Poll	1	33.33	2	66.67	0	3
87	Returning Officer Clayfield Pre-Poll	3	75.00	1	25.00	0	4
88	Returning Officer Condamine Pre-Poll	38	51.35	36	48.65	0	74
89	Returning Officer Cook Pre-Poll	1	25.00	3	75.00	0	4
90	Returning Officer Coomera Pre-Poll	0	0.00	0	0.00	0	0
91	Returning Officer Cooper Pre-Poll	4	100.00	0	0.00	0	4
92	Returning Officer Currumbin Pre-Poll	3	75.00	1	25.00	0	4
93	Returning Officer Everton Pre-Poll	0	0.00	0	0.00	0	0
94	Returning Officer Ferny Grove Pre-Poll	2	100.00	0	0.00	0	2
95	Returning Officer Gaven Pre-Poll	0	0.00	0	0.00	0	0
96	Returning Officer Gladstone Pre-Poll	1	25.00	3	75.00	0	4
97	Returning Officer Glass House Pre-Poll	0	0.00	0	0.00	0	0
98	Returning Officer Greenslopes Pre-Poll	2	66.67	1	33.33	0	3
99	Returning Officer Gregory Pre-Poll	1	33.33	2	66.67	0	3
100	Returning Officer Gympie Pre-Poll	0	0.00	1	100.00	0	1
101	Returning Officer Hervey Bay Pre-Poll	0	0.00	0	0.00	0	0
102	Returning Officer Hill Pre-Poll	2	100.00	0	0.00	0	2
103	Returning Officer Hinchinbrook Pre-Poll	0	0.00	0	0.00	0	0
104	Returning Officer Inala Pre-Poll	2	66.67	1	33.33	0	3
105	Returning Officer Ipswich Pre-Poll	0	0.00	3	100.00	0	3
106	Returning Officer Ipswich West Pre-Poll	0	0.00	0	0.00	0	0
107	Returning Officer Jordan Pre-Poll	0	0.00	0	0.00	0	0
108	Returning Officer Kawana Pre-Poll	2	100.00	0	0.00	0	2
109	Returning Officer Keppel Pre-Poll	0	0.00	3	100.00	0	3
110	Returning Officer Kurwongbah Pre-Poll	0	0.00	0	0.00	0	0
111	Returning Officer Lockyer Pre-Poll	8	72.73	3	27.27	0	11
112	Returning Officer Logan Pre-Poll	2	100.00	0	0.00	0	2
113	Returning Officer Lytton Pre-Poll	2	66.67	1	33.33	0	3
114	Returning Officer Macalister Pre-Poll	0	0.00	0	0.00	0	0
115	Returning Officer Mackay Pre-Poll	0	0.00	0	0.00	0	0
116	Returning Officer Maiwar Pre-Poll	6	85.71	1	14.29	0	7
117	Returning Officer Mansfield Pre-Poll	0	0.00	0	0.00	0	0
118	Returning Officer Maroochydore Pre-Poll	0	0.00	0	0.00	0	0
119	Returning Officer Maryborough Pre-Poll	1	50.00	1	50.00	0	2
120	Returning Officer Mcconnel Pre-Poll	0	0.00	0	0.00	0	0

2017 State General Election

Two Candidate Preferred Results After Preferences By Booth

77. Southern Downs						35,622
		LISTER, James LNP		COYNE, Joshua ONP		Total Exhausted	Total Formal
No.	Polling Booth	Votes	%	Votes	%	Votes	Votes
121	Returning Officer Mermaid Beach Pre-Poll	1	33.33	2	66.67	0	3
122	Returning Officer Miller Pre-Poll	2	100.00	0	0.00	0	2
123	Returning Officer Mirani Pre-Poll	0	0.00	0	0.00	0	0
124	Returning Officer Moggill Pre-Poll	1	50.00	1	50.00	0	2
125	Returning Officer Morayfield Pre-Poll	0	0.00	0	0.00	0	0
126	Returning Officer Mount Ommaney Pre-	0	0.00	0	0.00	0	0
127	Returning Officer Mudgeeraba Pre-Poll	1	100.00	0	0.00	0	1
128	Returning Officer Mulgrave Pre-Poll	0	0.00	0	0.00	0	0
129	Returning Officer Mundingburra Pre-Poll	0	0.00	0	0.00	0	0
130	Returning Officer Murrumba Pre-Poll	0	0.00	0	0.00	0	0
131	Returning Officer Nanango Pre-Poll	0	0.00	1	100.00	0	1
132	Returning Officer Nicklin Pre-Poll	0	0.00	1	100.00	0	1
133	Returning Officer Ninderry Pre-Poll	0	0.00	0	0.00	0	0
134	Returning Officer Noosa Pre-Poll	0	0.00	0	0.00	0	0
135	Returning Officer Nudgee Pre-Poll	0	0.00	0	0.00	0	0
136	Returning Officer Oodgeroo Pre-Poll	0	0.00	0	0.00	0	0
137	Returning Officer Pine Rivers Pre-Poll	1	100.00	0	0.00	0	1
138	Returning Officer Pumicestone Pre-Poll	1	33.33	2	66.67	0	3
139	Returning Officer Redcliffe Pre-Poll	0	0.00	0	0.00	0	0
140	Returning Officer Redlands Pre-Poll	0	0.00	0	0.00	0	0
141	Returning Officer Rockhampton Pre-Poll	2	100.00	0	0.00	0	2
142	Returning Officer Sandgate Pre-Poll	1	100.00	0	0.00	0	1
143	Returning Officer Scenic Rim Pre-Poll	1	50.00	1	50.00	0	2
144	Returning Officer South Brisbane Pre-Poll	0	0.00	1	100.00	0	1
145	Returning Officer Southport Pre-Poll	0	0.00	0	0.00	0	0
146	Returning Officer Springwood Pre-Poll	2	100.00	0	0.00	0	2
147	Returning Officer Stafford Pre-Poll	1	100.00	0	0.00	0	1
148	Returning Officer Stretton Pre-Poll	0	0.00	0	0.00	0	0
149	Returning Officer Surfers Paradise Pre-	3	100.00	0	0.00	0	3
150	Returning Officer Theodore Pre-Poll	0	0.00	1	100.00	0	1
151	Returning Officer Thuringowa Pre-Poll	0	0.00	0	0.00	0	0
152	Returning Officer Toohey Pre-Poll	0	0.00	0	0.00	0	0
153	Returning Officer Toowoomba North Pre-	33	73.33	12	26.67	0	45
154	Returning Officer Toowoomba South Pre-	15	45.45	18	54.55	0	33
155	Returning Officer Townsville Pre-Poll	0	0.00	0	0.00	0	0
156	Returning Officer Traeger Pre-Poll	2	100.00	0	0.00	0	2
157	Returning Officer Warrego Pre-Poll	13	59.09	9	40.91	0	22
158	Returning Officer Waterford Pre-Poll	0	0.00	0	0.00	0	0
159	Returning Officer Whitsunday Pre-Poll	0	0.00	2	100.00	0	2
160	Returning Officer Woodridge Pre-Poll	2	100.00	0	0.00	0	2

2017 State General Election

Two Candidate Preferred Results After Preferences By Booth

	Polling Booth Totals	**17,354**	**62.95**	**10,214**	**37.05**	**0**	**27,568**
301	Postal, Special Postal, Unenrolled Votes	1,350	66.40	683	33.60	0	2,033
302	Pre-Poll (In Person) Absent Votes	69	61.61	43	38.39	0	112
303	Polling Day Absent Votes	672	61.20	426	38.80	0	1,098
305	Declared Institution Votes	23	53.49	20	46.51	0	43
306	Polling Day Declaration Votes	116	57.71	85	42.29	0	201
308	Uncertain Identity	0	0.00	0	0.00	0	0
	Declaration Vote Totals	**2,230**	**63.95**	**1,257**	**36.05**	**0**	**3,487**
	Total Final Preference Votes	**19,584**	**63.06**	**11,471**	**36.94**	**0**	**31,055**

2017 State General Election

Two Candidate Preferred Results After Preferences By Booth

78. Southport						34,005
		MOLHOEK, Rob LNP		SEARLE, Judy ALP		Total Exhausted	Total Formal
No.	Polling Booth	Votes	%	Votes	%	Votes	Votes
1	Ashmore	1,190	52.80	1,064	47.20	0	2,254
2	Ashmore West	1,103	52.55	996	47.45	0	2,099
3	Bellevue Park	385	55.72	306	44.28	0	691
4	Benowa	948	61.12	603	38.88	0	1,551
5	Evandale	451	64.80	245	35.20	0	696
6	Isle of Capri	136	68.34	63	31.66	0	199
7	Keebra Park	567	48.13	611	51.87	0	1,178
8	Labrador	53	38.13	86	61.87	0	139
9	Main Beach	109	66.46	55	33.54	0	164
10	Nerang Primary	96	52.17	88	47.83	0	184
11	Southport East	1,150	51.66	1,076	48.34	0	2,226
12	Southport North	422	46.27	490	53.73	0	912
13	Southport West	593	48.69	625	51.31	0	1,218
14	Brisbane CBD All-Districts Centre	7	53.85	6	46.15	0	13
15	Bundaberg All-Districts Centre	0	0.00	0	0.00	0	0
16	Burleigh All-Districts Centre	10	66.67	5	33.33	0	15
17	Cairns All-Districts Centre	1	50.00	1	50.00	0	2
18	East Brisbane All-Districts Centre	3	30.00	7	70.00	0	10
19	Hervey Bay All-Districts Centre	1	100.00	0	0.00	0	1
20	Mackay All-Districts Centre	1	100.00	0	0.00	0	1
21	Maroochydore All-Districts Centre	0	0.00	0	0.00	0	0
22	Morayfield All-Districts Centre	0	0.00	0	0.00	0	0
23	Noosa All-Districts Centre	0	0.00	1	100.00	0	1
24	Oodgeroo All-Districts Centre	0	0.00	0	0.00	0	0
25	Redcliffe All-Districts Centre	0	0.00	0	0.00	0	0
26	Southport All-Districts Centre	187	58.44	133	41.56	0	320
27	Telephone Voting	0	0.00	1	100.00	0	1
28	Townsville All-Districts Centre	0	0.00	0	0.00	0	0
29	Vulture Street All-Districts Centre	0	0.00	1	100.00	0	1
30	Woolloongabba All-Districts Centre	2	100.00	0	0.00	0	2
31	Brisbane CBD All-Districts Centre Pre-Poll	29	60.42	19	39.58	0	48
32	Bundaberg All-Districts Centre Pre-Poll	1	50.00	1	50.00	0	2
33	Burleigh All-Districts Centre Pre-Poll	60	50.85	58	49.15	0	118
34	Cairns All-Districts Centre Pre-Poll	0	0.00	3	100.00	0	3
35	Electoral Visit	401	70.35	169	29.65	0	570
36	Hervey Bay All-Districts Centre Pre-poll	1	100.00	0	0.00	0	1
37	Mackay All-Districts Centre Pre-Poll	0	0.00	0	0.00	0	0
38	Maroochydore All-Districts Centre Pre-	2	33.33	4	66.67	0	6
39	Morayfield All-Districts Centre Pre-poll	0	0.00	2	100.00	0	2
40	Noosa All-Districts Centre Pre-Poll	4	100.00	0	0.00	0	4

2017 State General Election

Two Candidate Preferred Results After Preferences By Booth

78. Southport						34,005
		MOLHOEK, Rob LNP		SEARLE, Judy ALP		Total Exhausted	Total Formal
No.	Polling Booth	Votes	%	Votes	%	Votes	Votes
41	Oodgeroo All-Districts Centre Pre-Poll	0	0.00	1	100.00	0	1
42	Redcliffe All-Districts Centre Pre-Poll	1	100.00	0	0.00	0	1
43	Southport All-Districts Centre Pre-Poll	3,957	61.33	2,495	38.67	0	6,452
44	Telephone Voting - Pre-poll	7	58.33	5	41.67	0	12
45	Townsville All-Districts Centre Pre-Poll	1	33.33	2	66.67	0	3
46	eAssist - Coorparoo Pre-Poll	0	0.00	0	0.00	0	0
47	Returning Officer Southport Pre-Poll	0	0.00	0	0.00	0	0
48	Returning Officer Algester Pre-Poll	0	0.00	0	0.00	0	0
49	Returning Officer Aspley Pre-Poll	0	0.00	1	100.00	0	1
50	Returning Officer Bancroft Pre-Poll	0	0.00	0	0.00	0	0
51	Returning Officer Barron River Pre-Poll	0	0.00	0	0.00	0	0
52	Returning Officer Bonney Pre-Poll	46	71.88	18	28.13	0	64
53	Returning Officer Broadwater Pre-Poll	65	58.56	46	41.44	0	111
54	Returning Officer Buderim Pre-Poll	0	0.00	0	0.00	0	0
55	Returning Officer Bulimba Pre-Poll	2	66.67	1	33.33	0	3
56	Returning Officer Bundaberg Pre-Poll	0	0.00	0	0.00	0	0
57	Returning Officer Bundamba Pre-Poll	0	0.00	0	0.00	0	0
58	Returning Officer Burdekin Pre-Poll	0	0.00	0	0.00	0	0
59	Returning Officer Burleigh Pre-Poll	0	0.00	0	0.00	0	0
60	Returning Officer Burnett Pre-Poll	0	0.00	0	0.00	0	0
61	Returning Officer Cairns Pre-Poll	0	0.00	0	0.00	0	0
62	Returning Officer Callide Pre-Poll	0	0.00	0	0.00	0	0
63	Returning Officer Caloundra Pre-Poll	4	80.00	1	20.00	0	5
64	Returning Officer Capalaba Pre-Poll	0	0.00	0	0.00	0	0
65	Returning Officer Chatsworth Pre-Poll	0	0.00	0	0.00	0	0
66	Returning Officer Clayfield Pre-Poll	0	0.00	1	100.00	0	1
67	Returning Officer Condamine Pre-Poll	0	0.00	0	0.00	0	0
68	Returning Officer Cook Pre-Poll	0	0.00	0	0.00	0	0
69	Returning Officer Coomera Pre-Poll	3	50.00	3	50.00	0	6
70	Returning Officer Cooper Pre-Poll	0	0.00	1	100.00	0	1
71	Returning Officer Currumbin Pre-Poll	3	33.33	6	66.67	0	9
72	Returning Officer Everton Pre-Poll	0	0.00	0	0.00	0	0
73	Returning Officer Ferny Grove Pre-Poll	1	100.00	0	0.00	0	1
74	Returning Officer Gaven Pre-Poll	76	55.88	60	44.12	0	136
75	Returning Officer Gladstone Pre-Poll	2	50.00	2	50.00	0	4
76	Returning Officer Glass House Pre-Poll	1	100.00	0	0.00	0	1
77	Returning Officer Greenslopes Pre-Poll	0	0.00	0	0.00	0	0
78	Returning Officer Gregory Pre-Poll	0	0.00	0	0.00	0	0
79	Returning Officer Gympie Pre-Poll	1	100.00	0	0.00	0	1
80	Returning Officer Hervey Bay Pre-Poll	0	0.00	0	0.00	0	0

2017 State General Election

Two Candidate Preferred Results After Preferences By Booth

78. Southport						34,005
		MOLHOEK, Rob LNP		SEARLE, Judy ALP		Total Exhausted	Total Formal
No.	Polling Booth	Votes	%	Votes	%	Votes	Votes
81	Returning Officer Hill Pre-Poll	0	0.00	0	0.00	0	0
82	Returning Officer Hinchinbrook Pre-Poll	0	0.00	1	100.00	0	1
83	Returning Officer Inala Pre-Poll	0	0.00	1	100.00	0	1
84	Returning Officer Ipswich Pre-Poll	0	0.00	0	0.00	0	0
85	Returning Officer Ipswich West Pre-Poll	0	0.00	0	0.00	0	0
86	Returning Officer Jordan Pre-Poll	0	0.00	1	100.00	0	1
87	Returning Officer Kawana Pre-Poll	0	0.00	0	0.00	0	0
88	Returning Officer Keppel Pre-Poll	0	0.00	0	0.00	0	0
89	Returning Officer Kurwongbah Pre-Poll	0	0.00	0	0.00	0	0
90	Returning Officer Lockyer Pre-Poll	0	0.00	0	0.00	0	0
91	Returning Officer Logan Pre-Poll	0	0.00	0	0.00	0	0
92	Returning Officer Lytton Pre-Poll	2	66.67	1	33.33	0	3
93	Returning Officer Macalister Pre-Poll	0	0.00	0	0.00	0	0
94	Returning Officer Mackay Pre-Poll	0	0.00	0	0.00	0	0
95	Returning Officer Maiwar Pre-Poll	0	0.00	0	0.00	0	0
96	Returning Officer Mansfield Pre-Poll	2	66.67	1	33.33	0	3
97	Returning Officer Maroochydore Pre-Poll	0	0.00	0	0.00	0	0
98	Returning Officer Maryborough Pre-Poll	0	0.00	0	0.00	0	0
99	Returning Officer Mcconnel Pre-Poll	1	100.00	0	0.00	0	1
100	Returning Officer Mermaid Beach Pre-Poll	60	73.17	22	26.83	0	82
101	Returning Officer Miller Pre-Poll	0	0.00	2	100.00	0	2
102	Returning Officer Mirani Pre-Poll	0	0.00	0	0.00	0	0
103	Returning Officer Moggill Pre-Poll	0	0.00	1	100.00	0	1
104	Returning Officer Morayfield Pre-Poll	0	0.00	0	0.00	0	0
105	Returning Officer Mount Ommaney Pre-	0	0.00	1	100.00	0	1
106	Returning Officer Mudgeeraba Pre-Poll	10	43.48	13	56.52	0	23
107	Returning Officer Mulgrave Pre-Poll	0	0.00	0	0.00	0	0
108	Returning Officer Mundingburra Pre-Poll	0	0.00	0	0.00	0	0
109	Returning Officer Murrumba Pre-Poll	0	0.00	0	0.00	0	0
110	Returning Officer Nanango Pre-Poll	2	100.00	0	0.00	0	2
111	Returning Officer Nicklin Pre-Poll	1	100.00	0	0.00	0	1
112	Returning Officer Ninderry Pre-Poll	0	0.00	1	100.00	0	1
113	Returning Officer Noosa Pre-Poll	0	0.00	0	0.00	0	0
114	Returning Officer Nudgee Pre-Poll	0	0.00	0	0.00	0	0
115	Returning Officer Oodgeroo Pre-Poll	0	0.00	0	0.00	0	0
116	Returning Officer Pine Rivers Pre-Poll	0	0.00	1	100.00	0	1
117	Returning Officer Pumicestone Pre-Poll	0	0.00	0	0.00	0	0
118	Returning Officer Redcliffe Pre-Poll	0	0.00	0	0.00	0	0
119	Returning Officer Redlands Pre-Poll	0	0.00	2	100.00	0	2
120	Returning Officer Rockhampton Pre-Poll	1	50.00	1	50.00	0	2

2017 State General Election

Two Candidate Preferred Results After Preferences By Booth

78. Southport						34,005
		MOLHOEK, Rob LNP		SEARLE, Judy ALP		Total Exhausted	Total Formal
No.	Polling Booth	Votes	%	Votes	%	Votes	Votes
121	Returning Officer Sandgate Pre-Poll	0	0.00	0	0.00	0	0
122	Returning Officer Scenic Rim Pre-Poll	3	75.00	1	25.00	0	4
123	Returning Officer South Brisbane Pre-Poll	0	0.00	1	100.00	0	1
124	Returning Officer Southern Downs Pre-	1	50.00	1	50.00	0	2
125	Returning Officer Springwood Pre-Poll	5	50.00	5	50.00	0	10
126	Returning Officer Stafford Pre-Poll	2	100.00	0	0.00	0	2
127	Returning Officer Stretton Pre-Poll	2	50.00	2	50.00	0	4
128	Returning Officer Surfers Paradise Pre-	420	73.81	149	26.19	0	569
129	Returning Officer Theodore Pre-Poll	4	100.00	0	0.00	0	4
130	Returning Officer Thuringowa Pre-Poll	0	0.00	0	0.00	0	0
131	Returning Officer Toohey Pre-Poll	1	100.00	0	0.00	0	1
132	Returning Officer Toowoomba North Pre-	2	50.00	2	50.00	0	4
133	Returning Officer Toowoomba South Pre-	2	100.00	0	0.00	0	2
134	Returning Officer Townsville Pre-Poll	0	0.00	0	0.00	0	0
135	Returning Officer Traeger Pre-Poll	0	0.00	0	0.00	0	0
136	Returning Officer Warrego Pre-Poll	0	0.00	0	0.00	0	0
137	Returning Officer Waterford Pre-Poll	0	0.00	0	0.00	0	0
138	Returning Officer Whitsunday Pre-Poll	4	100.00	0	0.00	0	4
139	Returning Officer Woodridge Pre-Poll	1	50.00	1	50.00	0	2
	Polling Booth Totals	**12,609**	**56.84**	**9,573**	**43.16**	**0**	**22,182**
301	Postal, Special Postal, Unenrolled Votes	1,744	62.82	1,032	37.18	0	2,776
302	Pre-Poll (In Person) Absent Votes	66	56.41	51	43.59	0	117
303	Polling Day Absent Votes	690	51.80	642	48.20	0	1,332
305	Declared Institution Votes	46	69.70	20	30.30	0	66
306	Polling Day Declaration Votes	42	56.00	33	44.00	0	75
308	Uncertain Identity	0	0.00	0	0.00	0	0
	Declaration Vote Totals	**2,588**	**59.28**	**1,778**	**40.72**	**0**	**4,366**
	Total Final Preference Votes	**15,197**	**57.24**	**11,351**	**42.76**	**0**	**26,548**

2017 State General Election

Two Candidate Preferred Results After Preferences By Booth

79. Springwood						35,319
		DE BRENNI, Mick ALP		TALTY, Julie LNP		Total Exhausted	Total Formal
No.	Polling Booth	Votes	%	Votes	%	Votes	Votes
1	Capalaba	86	41.35	122	58.65	0	208
2	Chatswood Hills	976	60.21	645	39.79	0	1,621
3	Coolnwynpin	77	43.26	101	56.74	0	178
4	Cornubia	134	47.02	151	52.98	0	285
5	Daisy Hill	1,491	58.63	1,052	41.37	0	2,543
6	Eight Mile Plains	385	59.51	262	40.49	0	647
7	Kimberley Park	712	57.37	529	42.63	0	1,241
8	Mount Cotton	780	39.61	1,189	60.39	0	1,969
9	Redland Bay	27	36.00	48	64.00	0	75
10	Rochedale	211	58.61	149	41.39	0	360
11	Rochedale South	1,489	60.26	982	39.74	0	2,471
12	Shailer Park	931	55.29	753	44.71	0	1,684
13	Springwood Central	857	58.14	617	41.86	0	1,474
14	Springwood Road	1,776	59.14	1,227	40.86	0	3,003
15	Victoria Point South	58	44.96	71	55.04	0	129
16	Brisbane CBD All-Districts Centre	22	62.86	13	37.14	0	35
17	Bundaberg All-Districts Centre	0	0.00	1	100.00	0	1
18	Burleigh All-Districts Centre	2	66.67	1	33.33	0	3
19	Cairns All-Districts Centre	0	0.00	1	100.00	0	1
20	East Brisbane All-Districts Centre	9	56.25	7	43.75	0	16
21	Hervey Bay All-Districts Centre	0	0.00	0	0.00	0	0
22	Mackay All-Districts Centre	1	100.00	0	0.00	0	1
23	Maroochydore All-Districts Centre	0	0.00	2	100.00	0	2
24	Morayfield All-Districts Centre	0	0.00	0	0.00	0	0
25	Noosa All-Districts Centre	0	0.00	0	0.00	0	0
26	Oodgeroo All-Districts Centre	9	47.37	10	52.63	0	19
27	Redcliffe All-Districts Centre	1	100.00	0	0.00	0	1
28	Southport All-Districts Centre	2	66.67	1	33.33	0	3
29	Telephone Voting	1	50.00	1	50.00	0	2
30	Townsville All-Districts Centre	1	50.00	1	50.00	0	2
31	Vulture Street All-Districts Centre	3	50.00	3	50.00	0	6
32	Woolloongabba All-Districts Centre	5	83.33	1	16.67	0	6
33	Brisbane CBD All-Districts Centre Pre-Poll	250	62.81	148	37.19	0	398
34	Bundaberg All-Districts Centre Pre-Poll	1	20.00	4	80.00	0	5
35	Burleigh All-Districts Centre Pre-Poll	7	63.64	4	36.36	0	11
36	Cairns All-Districts Centre Pre-Poll	5	71.43	2	28.57	0	7
37	Electoral Visit	29	35.37	53	64.63	0	82
38	Hervey Bay All-Districts Centre Pre-poll	6	60.00	4	40.00	0	10
39	Mackay All-Districts Centre Pre-Poll	1	16.67	5	83.33	0	6
40	Maroochydore All-Districts Centre Pre-	0	0.00	1	100.00	0	1

2017 State General Election

Two Candidate Preferred Results After Preferences By Booth

79. Springwood						35,319
	DE BRENNI, Mick ALP		TALTY, Julie LNP		Total Exhausted	Total Formal
No. Polling Booth	Votes	%	Votes	%	Votes	Votes
41 Morayfield All-Districts Centre Pre-poll	2	66.67	1	33.33	0	3
42 Noosa All-Districts Centre Pre-Poll	4	40.00	6	60.00	0	10
43 Oodgeroo All-Districts Centre Pre-Poll	86	35.10	159	64.90	0	245
44 Redcliffe All-Districts Centre Pre-Poll	1	50.00	1	50.00	0	2
45 Southport All-Districts Centre Pre-Poll	11	57.89	8	42.11	0	19
46 Telephone Voting - Pre-poll	1	100.00	0	0.00	0	1
47 Townsville All-Districts Centre Pre-Poll	4	100.00	0	0.00	0	4
48 eAssist - Coorparoo Pre-Poll	4	66.67	2	33.33	0	6
49 Returning Officer Springwood Pre-Poll	2,356	49.42	2,411	50.58	0	4,767
50 Returning Officer Algester Pre-Poll	0	0.00	0	0.00	0	0
51 Returning Officer Aspley Pre-Poll	1	25.00	3	75.00	0	4
52 Returning Officer Bancroft Pre-Poll	2	100.00	0	0.00	0	2
53 Returning Officer Barron River Pre-Poll	0	0.00	0	0.00	0	0
54 Returning Officer Bonney Pre-Poll	0	0.00	0	0.00	0	0
55 Returning Officer Broadwater Pre-Poll	1	100.00	0	0.00	0	1
56 Returning Officer Buderim Pre-Poll	2	100.00	0	0.00	0	2
57 Returning Officer Bulimba Pre-Poll	1	12.50	7	87.50	0	8
58 Returning Officer Bundaberg Pre-Poll	0	0.00	0	0.00	0	0
59 Returning Officer Bundamba Pre-Poll	0	0.00	2	100.00	0	2
60 Returning Officer Burdekin Pre-Poll	1	100.00	0	0.00	0	1
61 Returning Officer Burleigh Pre-Poll	0	0.00	0	0.00	0	0
62 Returning Officer Burnett Pre-Poll	0	0.00	0	0.00	0	0
63 Returning Officer Cairns Pre-Poll	0	0.00	0	0.00	0	0
64 Returning Officer Callide Pre-Poll	1	100.00	0	0.00	0	1
65 Returning Officer Caloundra Pre-Poll	0	0.00	0	0.00	0	0
66 Returning Officer Capalaba Pre-Poll	85	42.71	114	57.29	0	199
67 Returning Officer Chatsworth Pre-Poll	4	36.36	7	63.64	0	11
68 Returning Officer Clayfield Pre-Poll	4	66.67	2	33.33	0	6
69 Returning Officer Condamine Pre-Poll	0	0.00	0	0.00	0	0
70 Returning Officer Cook Pre-Poll	1	100.00	0	0.00	0	1
71 Returning Officer Coomera Pre-Poll	0	0.00	1	100.00	0	1
72 Returning Officer Cooper Pre-Poll	8	80.00	2	20.00	0	10
73 Returning Officer Currumbin Pre-Poll	1	100.00	0	0.00	0	1
74 Returning Officer Everton Pre-Poll	0	0.00	0	0.00	0	0
75 Returning Officer Ferny Grove Pre-Poll	0	0.00	1	100.00	0	1
76 Returning Officer Gaven Pre-Poll	1	14.29	6	85.71	0	7
77 Returning Officer Gladstone Pre-Poll	0	0.00	1	100.00	0	1
78 Returning Officer Glass House Pre-Poll	1	50.00	1	50.00	0	2
79 Returning Officer Greenslopes Pre-Poll	9	52.94	8	47.06	0	17
80 Returning Officer Gregory Pre-Poll	1	100.00	0	0.00	0	1

2017 State General Election

Two Candidate Preferred Results After Preferences By Booth

79. Springwood						35,319
		DE BRENNI, Mick ALP		TALTY, Julie LNP		Total Exhausted	Total Formal
No.	Polling Booth	Votes	%	Votes	%	Votes	Votes
81	Returning Officer Gympie Pre-Poll	0	0.00	0	0.00	0	0
82	Returning Officer Hervey Bay Pre-Poll	0	0.00	0	0.00	0	0
83	Returning Officer Hill Pre-Poll	0	0.00	0	0.00	0	0
84	Returning Officer Hinchinbrook Pre-Poll	1	100.00	0	0.00	0	1
85	Returning Officer Inala Pre-Poll	2	40.00	3	60.00	0	5
86	Returning Officer Ipswich Pre-Poll	3	50.00	3	50.00	0	6
87	Returning Officer Ipswich West Pre-Poll	0	0.00	0	0.00	0	0
88	Returning Officer Jordan Pre-Poll	7	63.64	4	36.36	0	11
89	Returning Officer Kawana Pre-Poll	2	100.00	0	0.00	0	2
90	Returning Officer Keppel Pre-Poll	0	0.00	1	100.00	0	1
91	Returning Officer Kurwongbah Pre-Poll	0	0.00	1	100.00	0	1
92	Returning Officer Lockyer Pre-Poll	1	33.33	2	66.67	0	3
93	Returning Officer Logan Pre-Poll	12	40.00	18	60.00	0	30
94	Returning Officer Lytton Pre-Poll	7	58.33	5	41.67	0	12
95	Returning Officer Macalister Pre-Poll	0	0.00	0	0.00	0	0
96	Returning Officer Mackay Pre-Poll	0	0.00	0	0.00	0	0
97	Returning Officer Maiwar Pre-Poll	1	20.00	4	80.00	0	5
98	Returning Officer Mansfield Pre-Poll	47	65.28	25	34.72	0	72
99	Returning Officer Maroochydore Pre-Poll	0	0.00	0	0.00	0	0
100	Returning Officer Maryborough Pre-Poll	0	0.00	0	0.00	0	0
101	Returning Officer Mcconnel Pre-Poll	5	62.50	3	37.50	0	8
102	Returning Officer Mermaid Beach Pre-Poll	6	75.00	2	25.00	0	8
103	Returning Officer Miller Pre-Poll	1	50.00	1	50.00	0	2
104	Returning Officer Mirani Pre-Poll	0	0.00	0	0.00	0	0
105	Returning Officer Moggill Pre-Poll	1	50.00	1	50.00	0	2
106	Returning Officer Morayfield Pre-Poll	0	0.00	0	0.00	0	0
107	Returning Officer Mount Ommaney Pre-	1	20.00	4	80.00	0	5
108	Returning Officer Mudgeeraba Pre-Poll	2	100.00	0	0.00	0	2
109	Returning Officer Mulgrave Pre-Poll	0	0.00	1	100.00	0	1
110	Returning Officer Mundingburra Pre-Poll	0	0.00	0	0.00	0	0
111	Returning Officer Murrumba Pre-Poll	2	100.00	0	0.00	0	2
112	Returning Officer Nanango Pre-Poll	1	100.00	0	0.00	0	1
113	Returning Officer Nicklin Pre-Poll	0	0.00	0	0.00	0	0
114	Returning Officer Ninderry Pre-Poll	0	0.00	0	0.00	0	0
115	Returning Officer Noosa Pre-Poll	0	0.00	0	0.00	0	0
116	Returning Officer Nudgee Pre-Poll	0	0.00	0	0.00	0	0
117	Returning Officer Oodgeroo Pre-Poll	0	0.00	0	0.00	0	0
118	Returning Officer Pine Rivers Pre-Poll	2	66.67	1	33.33	0	3
119	Returning Officer Pumicestone Pre-Poll	1	25.00	3	75.00	0	4
120	Returning Officer Redcliffe Pre-Poll	0	0.00	0	0.00	0	0

2017 State General Election

Two Candidate Preferred Results After Preferences By Booth

79. Springwood						35,319
		DE BRENNI, Mick ALP		TALTY, Julie LNP		Total Exhausted	Total Formal
No.	Polling Booth	Votes	%	Votes	%	Votes	Votes
121	Returning Officer Redlands Pre-Poll	183	38.53	292	61.47	0	475
122	Returning Officer Rockhampton Pre-Poll	0	0.00	2	100.00	0	2
123	Returning Officer Sandgate Pre-Poll	1	100.00	0	0.00	0	1
124	Returning Officer Scenic Rim Pre-Poll	3	100.00	0	0.00	0	3
125	Returning Officer South Brisbane Pre-Poll	3	60.00	2	40.00	0	5
126	Returning Officer Southern Downs Pre-	0	0.00	0	0.00	0	0
127	Returning Officer Southport Pre-Poll	0	0.00	0	0.00	0	0
128	Returning Officer Stafford Pre-Poll	2	100.00	0	0.00	0	2
129	Returning Officer Stretton Pre-Poll	47	75.81	15	24.19	0	62
130	Returning Officer Surfers Paradise Pre-	0	0.00	0	0.00	0	0
131	Returning Officer Theodore Pre-Poll	1	50.00	1	50.00	0	2
132	Returning Officer Thuringowa Pre-Poll	0	0.00	0	0.00	0	0
133	Returning Officer Toohey Pre-Poll	5	38.46	8	61.54	0	13
134	Returning Officer Toowoomba North Pre-	0	0.00	0	0.00	0	0
135	Returning Officer Toowoomba South Pre-	0	0.00	0	0.00	0	0
136	Returning Officer Townsville Pre-Poll	0	0.00	0	0.00	0	0
137	Returning Officer Traeger Pre-Poll	1	100.00	0	0.00	0	1
138	Returning Officer Warrego Pre-Poll	1	100.00	0	0.00	0	1
139	Returning Officer Waterford Pre-Poll	0	0.00	0	0.00	0	0
140	Returning Officer Whitsunday Pre-Poll	0	0.00	0	0.00	0	0
141	Returning Officer Woodridge Pre-Poll	26	54.17	22	45.83	0	48
	Polling Booth Totals	**13,316**	**54.03**	**11,328**	**45.97**	**0**	**24,644**
301	Postal, Special Postal, Unenrolled Votes	1,886	49.82	1,900	50.18	0	3,786
302	Pre-Poll (In Person) Absent Votes	55	49.11	57	50.89	0	112
303	Polling Day Absent Votes	770	56.20	600	43.80	0	1,370
305	Declared Institution Votes	33	50.77	32	49.23	0	65
306	Polling Day Declaration Votes	65	58.56	46	41.44	0	111
308	Uncertain Identity	0	0.00	0	0.00	0	0
	Declaration Vote Totals	**2,809**	**51.60**	**2,635**	**48.40**	**0**	**5,444**
	Total Final Preference Votes	**16,125**	**53.59**	**13,963**	**46.41**	**0**	**30,088**

2017 State General Election

Two Candidate Preferred Results After Preferences By Booth

80. Stafford						37,641
	LYNHAM, Anthony ALP		SANGJITPHUN, Ed LNP		Total Exhausted	Total Formal
No. Polling Booth	Votes	%	Votes	%	Votes	Votes
1 Alderley Kindergarten	453	59.92	303	40.08	0	756
2 Chermside	289	55.47	232	44.53	0	521
3 Chermside East	805	66.58	404	33.42	0	1,209
4 Chermside West	1,089	67.77	518	32.23	0	1,607
5 Everton Park East	306	65.67	160	34.33	0	466
6 Gordon Park	71	61.21	45	38.79	0	116
7 Grange	623	62.05	381	37.95	0	1,004
8 Gympie Road	737	65.63	386	34.37	0	1,123
9 Kedron	1,152	65.72	601	34.28	0	1,753
10 Kedron West	930	65.63	487	34.37	0	1,417
11 McDowall	191	60.06	127	39.94	0	318
12 Newmarket	663	67.65	317	32.35	0	980
13 Prince Charles	152	74.51	52	25.49	0	204
14 Somerset Hills	831	66.48	419	33.52	0	1,250
15 Stafford	1,097	66.08	563	33.92	0	1,660
16 Stafford Heights	1,014	63.14	592	36.86	0	1,606
17 Stafford West	759	65.37	402	34.63	0	1,161
18 Wavell	246	59.42	168	40.58	0	414
19 Wilston	1,398	56.51	1,076	43.49	0	2,474
20 Windsor	180	61.64	112	38.36	0	292
21 Brisbane CBD All-Districts Centre	64	62.75	38	37.25	0	102
22 Bundaberg All-Districts Centre	1	100.00	0	0.00	0	1
23 Burleigh All-Districts Centre	2	66.67	1	33.33	0	3
24 Cairns All-Districts Centre	6	75.00	2	25.00	0	8
25 East Brisbane All-Districts Centre	13	61.90	8	38.10	0	21
26 Hervey Bay All-Districts Centre	0	0.00	0	0.00	0	0
27 Mackay All-Districts Centre	0	0.00	1	100.00	0	1
28 Maroochydore All-Districts Centre	1	100.00	0	0.00	0	1
29 Morayfield All-Districts Centre	0	0.00	2	100.00	0	2
30 Noosa All-Districts Centre	3	42.86	4	57.14	0	7
31 Oodgeroo All-Districts Centre	0	0.00	0	0.00	0	0
32 Redcliffe All-Districts Centre	1	100.00	0	0.00	0	1
33 Southport All-Districts Centre	0	0.00	0	0.00	0	0
34 Telephone Voting	2	50.00	2	50.00	0	4
35 Townsville All-Districts Centre	2	100.00	0	0.00	0	2
36 Vulture Street All-Districts Centre	6	85.71	1	14.29	0	7
37 Woolloongabba All-Districts Centre	4	66.67	2	33.33	0	6
38 Brisbane CBD All-Districts Centre Pre-Poll	973	65.21	519	34.79	0	1,492
39 Bundaberg All-Districts Centre Pre-Poll	5	55.56	4	44.44	0	9
40 Burleigh All-Districts Centre Pre-Poll	13	61.90	8	38.10	0	21

2017 State General Election

Two Candidate Preferred Results After Preferences By Booth

80. Stafford						37,641
		LYNHAM, Anthony ALP		SANGJITPHUN, Ed LNP		Total Exhausted	Total Formal
No.	Polling Booth	Votes	%	Votes	%	Votes	Votes
41	Cairns All-Districts Centre Pre-Poll	5	62.50	3	37.50	0	8
42	Electoral Visit	74	50.68	72	49.32	0	146
43	Hervey Bay All-Districts Centre Pre-poll	2	50.00	2	50.00	0	4
44	Mackay All-Districts Centre Pre-Poll	4	100.00	0	0.00	0	4
45	Maroochydore All-Districts Centre Pre-	4	50.00	4	50.00	0	8
46	Morayfield All-Districts Centre Pre-poll	11	84.62	2	15.38	0	13
47	Noosa All-Districts Centre Pre-Poll	1	50.00	1	50.00	0	2
48	Oodgeroo All-Districts Centre Pre-Poll	3	75.00	1	25.00	0	4
49	Redcliffe All-Districts Centre Pre-Poll	18	52.94	16	47.06	0	34
50	Southport All-Districts Centre Pre-Poll	2	22.22	7	77.78	0	9
51	Telephone Voting - Pre-poll	7	63.64	4	36.36	0	11
52	Townsville All-Districts Centre Pre-Poll	3	60.00	2	40.00	0	5
53	eAssist - Coorparoo Pre-Poll	3	100.00	0	0.00	0	3
54	Returning Officer Stafford Pre-Poll	1,577	53.66	1,362	46.34	0	2,939
55	Returning Officer Algester Pre-Poll	0	0.00	0	0.00	0	0
56	Returning Officer Aspley Pre-Poll	134	52.96	119	47.04	0	253
57	Returning Officer Bancroft Pre-Poll	0	0.00	0	0.00	0	0
58	Returning Officer Barron River Pre-Poll	1	100.00	0	0.00	0	1
59	Returning Officer Bonney Pre-Poll	0	0.00	0	0.00	0	0
60	Returning Officer Broadwater Pre-Poll	1	33.33	2	66.67	0	3
61	Returning Officer Buderim Pre-Poll	0	0.00	0	0.00	0	0
62	Returning Officer Bulimba Pre-Poll	6	85.71	1	14.29	0	7
63	Returning Officer Bundaberg Pre-Poll	0	0.00	0	0.00	0	0
64	Returning Officer Bundamba Pre-Poll	0	0.00	1	100.00	0	1
65	Returning Officer Burdekin Pre-Poll	0	0.00	0	0.00	0	0
66	Returning Officer Burleigh Pre-Poll	0	0.00	0	0.00	0	0
67	Returning Officer Burnett Pre-Poll	0	0.00	0	0.00	0	0
68	Returning Officer Cairns Pre-Poll	0	0.00	0	0.00	0	0
69	Returning Officer Callide Pre-Poll	0	0.00	0	0.00	0	0
70	Returning Officer Caloundra Pre-Poll	7	58.33	5	41.67	0	12
71	Returning Officer Capalaba Pre-Poll	2	50.00	2	50.00	0	4
72	Returning Officer Chatsworth Pre-Poll	0	0.00	0	0.00	0	0
73	Returning Officer Clayfield Pre-Poll	22	40.74	32	59.26	0	54
74	Returning Officer Condamine Pre-Poll	0	0.00	2	100.00	0	2
75	Returning Officer Cook Pre-Poll	0	0.00	0	0.00	0	0
76	Returning Officer Coomera Pre-Poll	2	66.67	1	33.33	0	3
77	Returning Officer Cooper Pre-Poll	13	52.00	12	48.00	0	25
78	Returning Officer Currumbin Pre-Poll	5	83.33	1	16.67	0	6
79	Returning Officer Everton Pre-Poll	50	53.76	43	46.24	0	93
80	Returning Officer Ferny Grove Pre-Poll	18	51.43	17	48.57	0	35

2017 State General Election

Two Candidate Preferred Results After Preferences By Booth

80. Stafford						37,641
		LYNHAM, Anthony ALP		SANGJITPHUN, Ed LNP		Total Exhausted	Total Formal
No.	Polling Booth	Votes	%	Votes	%	Votes	Votes
81	Returning Officer Gaven Pre-Poll	1	100.00	0	0.00	0	1
82	Returning Officer Gladstone Pre-Poll	0	0.00	2	100.00	0	2
83	Returning Officer Glass House Pre-Poll	3	50.00	3	50.00	0	6
84	Returning Officer Greenslopes Pre-Poll	7	77.78	2	22.22	0	9
85	Returning Officer Gregory Pre-Poll	0	0.00	0	0.00	0	0
86	Returning Officer Gympie Pre-Poll	2	50.00	2	50.00	0	4
87	Returning Officer Hervey Bay Pre-Poll	0	0.00	0	0.00	0	0
88	Returning Officer Hill Pre-Poll	1	33.33	2	66.67	0	3
89	Returning Officer Hinchinbrook Pre-Poll	3	100.00	0	0.00	0	3
90	Returning Officer Inala Pre-Poll	2	50.00	2	50.00	0	4
91	Returning Officer Ipswich Pre-Poll	2	66.67	1	33.33	0	3
92	Returning Officer Ipswich West Pre-Poll	0	0.00	0	0.00	0	0
93	Returning Officer Jordan Pre-Poll	1	100.00	0	0.00	0	1
94	Returning Officer Kawana Pre-Poll	0	0.00	1	100.00	0	1
95	Returning Officer Keppel Pre-Poll	0	0.00	0	0.00	0	0
96	Returning Officer Kurwongbah Pre-Poll	0	0.00	1	100.00	0	1
97	Returning Officer Lockyer Pre-Poll	0	0.00	4	100.00	0	4
98	Returning Officer Logan Pre-Poll	0	0.00	0	0.00	0	0
99	Returning Officer Lytton Pre-Poll	4	66.67	2	33.33	0	6
100	Returning Officer Macalister Pre-Poll	0	0.00	0	0.00	0	0
101	Returning Officer Mackay Pre-Poll	0	0.00	0	0.00	0	0
102	Returning Officer Maiwar Pre-Poll	7	77.78	2	22.22	0	9
103	Returning Officer Mansfield Pre-Poll	4	80.00	1	20.00	0	5
104	Returning Officer Maroochydore Pre-Poll	0	0.00	0	0.00	0	0
105	Returning Officer Maryborough Pre-Poll	2	40.00	3	60.00	0	5
106	Returning Officer Mcconnel Pre-Poll	32	56.14	25	43.86	0	57
107	Returning Officer Mermaid Beach Pre-Poll	2	100.00	0	0.00	0	2
108	Returning Officer Miller Pre-Poll	4	50.00	4	50.00	0	8
109	Returning Officer Mirani Pre-Poll	0	0.00	0	0.00	0	0
110	Returning Officer Moggill Pre-Poll	3	50.00	3	50.00	0	6
111	Returning Officer Morayfield Pre-Poll	0	0.00	0	0.00	0	0
112	Returning Officer Mount Ommaney Pre-	1	100.00	0	0.00	0	1
113	Returning Officer Mudgeeraba Pre-Poll	0	0.00	3	100.00	0	3
114	Returning Officer Mulgrave Pre-Poll	0	0.00	0	0.00	0	0
115	Returning Officer Mundingburra Pre-Poll	0	0.00	0	0.00	0	0
116	Returning Officer Murrumba Pre-Poll	3	30.00	7	70.00	0	10
117	Returning Officer Nanango Pre-Poll	0	0.00	0	0.00	0	0
118	Returning Officer Nicklin Pre-Poll	1	33.33	2	66.67	0	3
119	Returning Officer Ninderry Pre-Poll	2	66.67	1	33.33	0	3
120	Returning Officer Noosa Pre-Poll	0	0.00	0	0.00	0	0

2017 State General Election

Two Candidate Preferred Results After Preferences By Booth

80. Stafford						37,641
		LYNHAM, Anthony ALP		SANGJITPHUN, Ed LNP		Total Exhausted	Total Formal
No.	Polling Booth	Votes	%	Votes	%	Votes	Votes
121	Returning Officer Nudgee Pre-Poll	17	50.00	17	50.00	0	34
122	Returning Officer Oodgeroo Pre-Poll	0	0.00	0	0.00	0	0
123	Returning Officer Pine Rivers Pre-Poll	11	47.83	12	52.17	0	23
124	Returning Officer Pumicestone Pre-Poll	0	0.00	2	100.00	0	2
125	Returning Officer Redcliffe Pre-Poll	0	0.00	0	0.00	0	0
126	Returning Officer Redlands Pre-Poll	1	100.00	0	0.00	0	1
127	Returning Officer Rockhampton Pre-Poll	1	100.00	0	0.00	0	1
128	Returning Officer Sandgate Pre-Poll	12	46.15	14	53.85	0	26
129	Returning Officer Scenic Rim Pre-Poll	0	0.00	1	100.00	0	1
130	Returning Officer South Brisbane Pre-Poll	8	50.00	8	50.00	0	16
131	Returning Officer Southern Downs Pre-	3	75.00	1	25.00	0	4
132	Returning Officer Southport Pre-Poll	0	0.00	0	0.00	0	0
133	Returning Officer Springwood Pre-Poll	4	80.00	1	20.00	0	5
134	Returning Officer Stretton Pre-Poll	1	33.33	2	66.67	0	3
135	Returning Officer Surfers Paradise Pre-	1	100.00	0	0.00	0	1
136	Returning Officer Theodore Pre-Poll	0	0.00	0	0.00	0	0
137	Returning Officer Thuringowa Pre-Poll	0	0.00	0	0.00	0	0
138	Returning Officer Toohey Pre-Poll	4	80.00	1	20.00	0	5
139	Returning Officer Toowoomba North Pre-	2	50.00	2	50.00	0	4
140	Returning Officer Toowoomba South Pre-	0	0.00	3	100.00	0	3
141	Returning Officer Townsville Pre-Poll	0	0.00	0	0.00	0	0
142	Returning Officer Traeger Pre-Poll	0	0.00	0	0.00	0	0
143	Returning Officer Warrego Pre-Poll	0	0.00	0	0.00	0	0
144	Returning Officer Waterford Pre-Poll	0	0.00	0	0.00	0	0
145	Returning Officer Whitsunday Pre-Poll	0	0.00	0	0.00	0	0
146	Returning Officer Woodridge Pre-Poll	1	50.00	1	50.00	0	2
	Polling Booth Totals	**16,210**	**62.35**	**9,789**	**37.65**	**0**	**25,999**
301	Postal, Special Postal, Unenrolled Votes	2,080	60.22	1,374	39.78	0	3,454
302	Pre-Poll (In Person) Absent Votes	44	57.89	32	42.11	0	76
303	Polling Day Absent Votes	1,398	62.44	841	37.56	0	2,239
305	Declared Institution Votes	32	56.14	25	43.86	0	57
306	Polling Day Declaration Votes	66	62.26	40	37.74	0	106
308	Uncertain Identity	0	0.00	0	0.00	0	0
	Declaration Vote Totals	**3,620**	**61.02**	**2,312**	**38.98**	**0**	**5,932**
	Total Final Preference Votes	**19,830**	**62.10**	**12,101**	**37.90**	**0**	**31,931**

2017 State General Election

Two Candidate Preferred Results After Preferences By Booth

81. Stretton **33,547**

No.	Polling Booth	PEGG, Duncan ALP Votes	%	OSTAPOVITCH, Freya LNP Votes	%	Total Exhausted Votes	Total Formal Votes
1	Algester	87	64.44	48	35.56	0	135
2	Calamvale	591	61.95	363	38.05	0	954
3	Coopers Plains	106	66.67	53	33.33	0	159
4	Eight Mile Plains	133	52.57	120	47.43	0	253
5	Kuraby	1,397	67.26	680	32.74	0	2,077
6	Macgregor Central	102	60.00	68	40.00	0	170
7	Runcorn	628	65.01	338	34.99	0	966
8	Runcorn Heights	1,510	65.77	786	34.23	0	2,296
9	Runcorn High	494	61.52	309	38.48	0	803
10	Stretton	2,099	63.22	1,221	36.78	0	3,320
11	Sunnybank	179	62.81	106	37.19	0	285
12	Sunnybank Hills	1,781	56.83	1,353	43.17	0	3,134
13	Warrigal Road	557	62.10	340	37.90	0	897
14	Brisbane CBD All-Districts Centre	30	55.56	24	44.44	0	54
15	Bundaberg All-Districts Centre	0	0.00	0	0.00	0	0
16	Burleigh All-Districts Centre	0	0.00	1	100.00	0	1
17	Cairns All-Districts Centre	0	0.00	0	0.00	0	0
18	East Brisbane All-Districts Centre	0	0.00	0	0.00	0	0
19	Hervey Bay All-Districts Centre	0	0.00	0	0.00	0	0
20	Mackay All-Districts Centre	0	0.00	0	0.00	0	0
21	Maroochydore All-Districts Centre	0	0.00	0	0.00	0	0
22	Morayfield All-Districts Centre	2	50.00	2	50.00	0	4
23	Noosa All-Districts Centre	2	100.00	0	0.00	0	2
24	Oodgeroo All-Districts Centre	1	50.00	1	50.00	0	2
25	Redcliffe All-Districts Centre	0	0.00	0	0.00	0	0
26	Southport All-Districts Centre	0	0.00	2	100.00	0	2
27	Telephone Voting	3	50.00	3	50.00	0	6
28	Townsville All-Districts Centre	0	0.00	0	0.00	0	0
29	Vulture Street All-Districts Centre	0	0.00	0	0.00	0	0
30	Woolloongabba All-Districts Centre	0	0.00	0	0.00	0	0
31	Brisbane CBD All-Districts Centre Pre-Poll	473	62.24	287	37.76	0	760
32	Bundaberg All-Districts Centre Pre-Poll	1	50.00	1	50.00	0	2
33	Burleigh All-Districts Centre Pre-Poll	6	40.00	9	60.00	0	15
34	Cairns All-Districts Centre Pre-Poll	1	50.00	1	50.00	0	2
35	Electoral Visit	74	45.12	90	54.88	0	164
36	Hervey Bay All-Districts Centre Pre-poll	1	50.00	1	50.00	0	2
37	Mackay All-Districts Centre Pre-Poll	3	75.00	1	25.00	0	4
38	Maroochydore All-Districts Centre Pre-	2	50.00	2	50.00	0	4
39	Morayfield All-Districts Centre Pre-poll	3	75.00	1	25.00	0	4
40	Noosa All-Districts Centre Pre-Poll	0	0.00	0	0.00	0	0

2017 State General Election

Two Candidate Preferred Results After Preferences By Booth

81. Stretton						33,547
		PEGG, Duncan ALP		OSTAPOVITCH, Freya LNP		Total Exhausted	Total Formal
No.	Polling Booth	Votes	%	Votes	%	Votes	Votes
41	Oodgeroo All-Districts Centre Pre-Poll	8	44.44	10	55.56	0	18
42	Redcliffe All-Districts Centre Pre-Poll	3	75.00	1	25.00	0	4
43	Southport All-Districts Centre Pre-Poll	11	84.62	2	15.38	0	13
44	Telephone Voting - Pre-poll	4	66.67	2	33.33	0	6
45	Townsville All-Districts Centre Pre-Poll	1	50.00	1	50.00	0	2
46	eAssist - Coorparoo Pre-Poll	3	42.86	4	57.14	0	7
47	Returning Officer Stretton Pre-Poll	2,865	55.35	2,311	44.65	0	5,176
48	Returning Officer Algester Pre-Poll	0	0.00	0	0.00	0	0
49	Returning Officer Aspley Pre-Poll	1	100.00	0	0.00	0	1
50	Returning Officer Bancroft Pre-Poll	0	0.00	0	0.00	0	0
51	Returning Officer Barron River Pre-Poll	1	100.00	0	0.00	0	1
52	Returning Officer Bonney Pre-Poll	0	0.00	0	0.00	0	0
53	Returning Officer Broadwater Pre-Poll	0	0.00	0	0.00	0	0
54	Returning Officer Buderim Pre-Poll	0	0.00	1	100.00	0	1
55	Returning Officer Bulimba Pre-Poll	3	75.00	1	25.00	0	4
56	Returning Officer Bundaberg Pre-Poll	0	0.00	0	0.00	0	0
57	Returning Officer Bundamba Pre-Poll	2	100.00	0	0.00	0	2
58	Returning Officer Burdekin Pre-Poll	0	0.00	0	0.00	0	0
59	Returning Officer Burleigh Pre-Poll	0	0.00	0	0.00	0	0
60	Returning Officer Burnett Pre-Poll	0	0.00	0	0.00	0	0
61	Returning Officer Cairns Pre-Poll	0	0.00	0	0.00	0	0
62	Returning Officer Callide Pre-Poll	0	0.00	0	0.00	0	0
63	Returning Officer Caloundra Pre-Poll	1	14.29	6	85.71	0	7
64	Returning Officer Capalaba Pre-Poll	0	0.00	3	100.00	0	3
65	Returning Officer Chatsworth Pre-Poll	1	20.00	4	80.00	0	5
66	Returning Officer Clayfield Pre-Poll	0	0.00	0	0.00	0	0
67	Returning Officer Condamine Pre-Poll	1	100.00	0	0.00	0	1
68	Returning Officer Cook Pre-Poll	0	0.00	0	0.00	0	0
69	Returning Officer Coomera Pre-Poll	0	0.00	1	100.00	0	1
70	Returning Officer Cooper Pre-Poll	2	66.67	1	33.33	0	3
71	Returning Officer Currumbin Pre-Poll	2	50.00	2	50.00	0	4
72	Returning Officer Everton Pre-Poll	1	100.00	0	0.00	0	1
73	Returning Officer Ferny Grove Pre-Poll	0	0.00	0	0.00	0	0
74	Returning Officer Gaven Pre-Poll	1	100.00	0	0.00	0	1
75	Returning Officer Gladstone Pre-Poll	1	100.00	0	0.00	0	1
76	Returning Officer Glass House Pre-Poll	0	0.00	0	0.00	0	0
77	Returning Officer Greenslopes Pre-Poll	9	60.00	6	40.00	0	15
78	Returning Officer Gregory Pre-Poll	0	0.00	0	0.00	0	0
79	Returning Officer Gympie Pre-Poll	0	0.00	0	0.00	0	0
80	Returning Officer Hervey Bay Pre-Poll	0	0.00	0	0.00	0	0

2017 State General Election

Two Candidate Preferred Results After Preferences By Booth

81. Stretton						33,547
		PEGG, Duncan ALP		OSTAPOVITCH, Freya LNP		Total Exhausted	Total Formal
No.	Polling Booth	Votes	%	Votes	%	Votes	Votes
81	Returning Officer Hill Pre-Poll	0	0.00	0	0.00	0	0
82	Returning Officer Hinchinbrook Pre-Poll	0	0.00	0	0.00	0	0
83	Returning Officer Inala Pre-Poll	6	50.00	6	50.00	0	12
84	Returning Officer Ipswich Pre-Poll	3	60.00	2	40.00	0	5
85	Returning Officer Ipswich West Pre-Poll	0	0.00	0	0.00	0	0
86	Returning Officer Jordan Pre-Poll	46	60.53	30	39.47	0	76
87	Returning Officer Kawana Pre-Poll	0	0.00	1	100.00	0	1
88	Returning Officer Keppel Pre-Poll	0	0.00	0	0.00	0	0
89	Returning Officer Kurwongbah Pre-Poll	0	0.00	1	100.00	0	1
90	Returning Officer Lockyer Pre-Poll	1	50.00	1	50.00	0	2
91	Returning Officer Logan Pre-Poll	7	50.00	7	50.00	0	14
92	Returning Officer Lytton Pre-Poll	1	12.50	7	87.50	0	8
93	Returning Officer Macalister Pre-Poll	0	0.00	0	0.00	0	0
94	Returning Officer Mackay Pre-Poll	0	0.00	0	0.00	0	0
95	Returning Officer Maiwar Pre-Poll	2	50.00	2	50.00	0	4
96	Returning Officer Mansfield Pre-Poll	32	50.00	32	50.00	0	64
97	Returning Officer Maroochydore Pre-Poll	0	0.00	0	0.00	0	0
98	Returning Officer Maryborough Pre-Poll	1	100.00	0	0.00	0	1
99	Returning Officer Mcconnel Pre-Poll	4	57.14	3	42.86	0	7
100	Returning Officer Mermaid Beach Pre-Poll	0	0.00	4	100.00	0	4
101	Returning Officer Miller Pre-Poll	8	50.00	8	50.00	0	16
102	Returning Officer Mirani Pre-Poll	0	0.00	0	0.00	0	0
103	Returning Officer Moggill Pre-Poll	3	60.00	2	40.00	0	5
104	Returning Officer Morayfield Pre-Poll	0	0.00	0	0.00	0	0
105	Returning Officer Mount Ommaney Pre-	4	100.00	0	0.00	0	4
106	Returning Officer Mudgeeraba Pre-Poll	0	0.00	0	0.00	0	0
107	Returning Officer Mulgrave Pre-Poll	0	0.00	0	0.00	0	0
108	Returning Officer Mundingburra Pre-Poll	0	0.00	0	0.00	0	0
109	Returning Officer Murrumba Pre-Poll	1	50.00	1	50.00	0	2
110	Returning Officer Nanango Pre-Poll	0	0.00	0	0.00	0	0
111	Returning Officer Nicklin Pre-Poll	0	0.00	0	0.00	0	0
112	Returning Officer Ninderry Pre-Poll	0	0.00	0	0.00	0	0
113	Returning Officer Noosa Pre-Poll	0	0.00	0	0.00	0	0
114	Returning Officer Nudgee Pre-Poll	0	0.00	3	100.00	0	3
115	Returning Officer Oodgeroo Pre-Poll	0	0.00	0	0.00	0	0
116	Returning Officer Pine Rivers Pre-Poll	1	100.00	0	0.00	0	1
117	Returning Officer Pumicestone Pre-Poll	0	0.00	0	0.00	0	0
118	Returning Officer Redcliffe Pre-Poll	0	0.00	0	0.00	0	0
119	Returning Officer Redlands Pre-Poll	1	50.00	1	50.00	0	2
120	Returning Officer Rockhampton Pre-Poll	2	100.00	0	0.00	0	2

2017 State General Election

Two Candidate Preferred Results After Preferences By Booth

81. Stretton						33,547
		PEGG, Duncan ALP		OSTAPOVITCH, Freya LNP		Total Exhausted	Total Formal
No.	Polling Booth	Votes	%	Votes	%	Votes	Votes
121	Returning Officer Sandgate Pre-Poll	4	100.00	0	0.00	0	4
122	Returning Officer Scenic Rim Pre-Poll	2	100.00	0	0.00	0	2
123	Returning Officer South Brisbane Pre-Poll	16	51.61	15	48.39	0	31
124	Returning Officer Southern Downs Pre-	0	0.00	0	0.00	0	0
125	Returning Officer Southport Pre-Poll	0	0.00	0	0.00	0	0
126	Returning Officer Springwood Pre-Poll	21	52.50	19	47.50	0	40
127	Returning Officer Stafford Pre-Poll	1	50.00	1	50.00	0	2
128	Returning Officer Surfers Paradise Pre-	1	100.00	0	0.00	0	1
129	Returning Officer Theodore Pre-Poll	0	0.00	1	100.00	0	1
130	Returning Officer Thuringowa Pre-Poll	0	0.00	0	0.00	0	0
131	Returning Officer Toohey Pre-Poll	87	58.00	63	42.00	0	150
132	Returning Officer Toowoomba North Pre-	1	100.00	0	0.00	0	1
133	Returning Officer Toowoomba South Pre-	0	0.00	1	100.00	0	1
134	Returning Officer Townsville Pre-Poll	0	0.00	0	0.00	0	0
135	Returning Officer Traeger Pre-Poll	0	0.00	3	100.00	0	3
136	Returning Officer Warrego Pre-Poll	0	0.00	0	0.00	0	0
137	Returning Officer Waterford Pre-Poll	0	0.00	0	0.00	0	0
138	Returning Officer Whitsunday Pre-Poll	0	0.00	0	0.00	0	0
139	Returning Officer Woodridge Pre-Poll	43	72.88	16	27.12	0	59
	Polling Booth Totals	**13,486**	**60.52**	**8,797**	**39.48**	**0**	**22,283**
301	Postal, Special Postal, Unenrolled Votes	2,169	55.66	1,728	44.34	0	3,897
302	Pre-Poll (In Person) Absent Votes	163	64.17	91	35.83	0	254
303	Polling Day Absent Votes	727	60.28	479	39.72	0	1,206
305	Declared Institution Votes	31	60.78	20	39.22	0	51
306	Polling Day Declaration Votes	64	67.37	31	32.63	0	95
308	Uncertain Identity	0	0.00	0	0.00	0	0
	Declaration Vote Totals	**3,154**	**57.31**	**2,349**	**42.69**	**0**	**5,503**
	Total Final Preference Votes	**16,640**	**59.89**	**11,146**	**40.11**	**0**	**27,786**

2017 State General Election

Two Candidate Preferred Results After Preferences By Booth

82. Surfers Paradise						33,354
	LANGBROEK, John-Paul LNP		WALKER, Tony ALP		Total Exhausted	Total Formal
No. Polling Booth	Votes	%	Votes	%	Votes	Votes
1 Benowa	975	70.65	405	29.35	0	1,380
2 Broadbeach	1,163	59.49	792	40.51	0	1,955
3 Carrara	198	71.74	78	28.26	0	276
4 Evandale	621	63.82	352	36.18	0	973
5 Isle of Capri	1,823	67.44	880	32.56	0	2,703
6 Main Beach	1,375	69.37	607	30.63	0	1,982
7 Mermaid Beach	89	68.46	41	31.54	0	130
8 Merrimac	230	69.28	102	30.72	0	332
9 Merrimac High	438	66.67	219	33.33	0	657
10 Moana Park	962	70.27	407	29.73	0	1,369
11 Robina	90	67.67	43	32.33	0	133
12 Robina North	756	72.55	286	27.45	0	1,042
13 Southport East	296	63.93	167	36.07	0	463
14 Brisbane CBD All-Districts Centre	11	61.11	7	38.89	0	18
15 Bundaberg All-Districts Centre	4	100.00	0	0.00	0	4
16 Burleigh All-Districts Centre	15	75.00	5	25.00	0	20
17 Cairns All-Districts Centre	0	0.00	1	100.00	0	1
18 East Brisbane All-Districts Centre	8	61.54	5	38.46	0	13
19 Hervey Bay All-Districts Centre	3	100.00	0	0.00	0	3
20 Mackay All-Districts Centre	0	0.00	0	0.00	0	0
21 Maroochydore All-Districts Centre	2	100.00	0	0.00	0	2
22 Morayfield All-Districts Centre	1	50.00	1	50.00	0	2
23 Noosa All-Districts Centre	2	100.00	0	0.00	0	2
24 Oodgeroo All-Districts Centre	0	0.00	1	100.00	0	1
25 Redcliffe All-Districts Centre	0	0.00	0	0.00	0	0
26 Southport All-Districts Centre	20	54.05	17	45.95	0	37
27 Telephone Voting	1	20.00	4	80.00	0	5
28 Townsville All-Districts Centre	3	75.00	1	25.00	0	4
29 Vulture Street All-Districts Centre	3	75.00	1	25.00	0	4
30 Woolloongabba All-Districts Centre	2	40.00	3	60.00	0	5
31 Brisbane CBD All-Districts Centre Pre-Poll	56	65.88	29	34.12	0	85
32 Bundaberg All-Districts Centre Pre-Poll	0	0.00	0	0.00	0	0
33 Burleigh All-Districts Centre Pre-Poll	466	68.43	215	31.57	0	681
34 Cairns All-Districts Centre Pre-Poll	7	87.50	1	12.50	0	8
35 Electoral Visit	34	73.91	12	26.09	0	46
36 Hervey Bay All-Districts Centre Pre-poll	3	100.00	0	0.00	0	3
37 Mackay All-Districts Centre Pre-Poll	5	83.33	1	16.67	0	6
38 Maroochydore All-Districts Centre Pre-	3	50.00	3	50.00	0	6
39 Morayfield All-Districts Centre Pre-poll	1	100.00	0	0.00	0	1
40 Noosa All-Districts Centre Pre-Poll	3	60.00	2	40.00	0	5

2017 State General Election

Two Candidate Preferred Results After Preferences By Booth

82. Surfers Paradise						33,354
	LANGBROEK, John-Paul LNP		WALKER, Tony ALP		Total Exhausted	Total Formal
No. Polling Booth	Votes	%	Votes	%	Votes	Votes
41 Oodgeroo All-Districts Centre Pre-Poll	0	0.00	3	100.00	0	3
42 Redcliffe All-Districts Centre Pre-Poll	3	42.86	4	57.14	0	7
43 Southport All-Districts Centre Pre-Poll	1,490	73.54	536	26.46	0	2,026
44 Telephone Voting - Pre-poll	5	71.43	2	28.57	0	7
45 Townsville All-Districts Centre Pre-Poll	3	75.00	1	25.00	0	4
46 eAssist - Coorparoo Pre-Poll	1	33.33	2	66.67	0	3
47 Returning Officer Surfers Paradise Pre-	1,619	78.29	449	21.71	0	2,068
48 Returning Officer Algester Pre-Poll	0	0.00	0	0.00	0	0
49 Returning Officer Aspley Pre-Poll	6	100.00	0	0.00	0	6
50 Returning Officer Bancroft Pre-Poll	0	0.00	0	0.00	0	0
51 Returning Officer Barron River Pre-Poll	1	33.33	2	66.67	0	3
52 Returning Officer Bonney Pre-Poll	24	68.57	11	31.43	0	35
53 Returning Officer Broadwater Pre-Poll	45	60.00	30	40.00	0	75
54 Returning Officer Buderim Pre-Poll	3	100.00	0	0.00	0	3
55 Returning Officer Bulimba Pre-Poll	3	100.00	0	0.00	0	3
56 Returning Officer Bundaberg Pre-Poll	0	0.00	0	0.00	0	0
57 Returning Officer Bundamba Pre-Poll	1	50.00	1	50.00	0	2
58 Returning Officer Burdekin Pre-Poll	0	0.00	0	0.00	0	0
59 Returning Officer Burleigh Pre-Poll	0	0.00	0	0.00	0	0
60 Returning Officer Burnett Pre-Poll	0	0.00	0	0.00	0	0
61 Returning Officer Cairns Pre-Poll	0	0.00	0	0.00	0	0
62 Returning Officer Callide Pre-Poll	0	0.00	0	0.00	0	0
63 Returning Officer Caloundra Pre-Poll	2	100.00	0	0.00	0	2
64 Returning Officer Capalaba Pre-Poll	1	50.00	1	50.00	0	2
65 Returning Officer Chatsworth Pre-Poll	0	0.00	0	0.00	0	0
66 Returning Officer Clayfield Pre-Poll	1	33.33	2	66.67	0	3
67 Returning Officer Condamine Pre-Poll	0	0.00	0	0.00	0	0
68 Returning Officer Cook Pre-Poll	0	0.00	0	0.00	0	0
69 Returning Officer Coomera Pre-Poll	11	84.62	2	15.38	0	13
70 Returning Officer Cooper Pre-Poll	2	100.00	0	0.00	0	2
71 Returning Officer Currumbin Pre-Poll	15	83.33	3	16.67	0	18
72 Returning Officer Everton Pre-Poll	0	0.00	0	0.00	0	0
73 Returning Officer Ferny Grove Pre-Poll	0	0.00	0	0.00	0	0
74 Returning Officer Gaven Pre-Poll	48	64.00	27	36.00	0	75
75 Returning Officer Gladstone Pre-Poll	0	0.00	1	100.00	0	1
76 Returning Officer Glass House Pre-Poll	0	0.00	0	0.00	0	0
77 Returning Officer Greenslopes Pre-Poll	6	66.67	3	33.33	0	9
78 Returning Officer Gregory Pre-Poll	0	0.00	0	0.00	0	0
79 Returning Officer Gympie Pre-Poll	0	0.00	0	0.00	0	0
80 Returning Officer Hervey Bay Pre-Poll	3	100.00	0	0.00	0	3

2017 State General Election

Two Candidate Preferred Results After Preferences By Booth

82. Surfers Paradise							33,354
		LANGBROEK, John-Paul LNP		WALKER, Tony ALP		Total Exhausted	Total Formal
No.	Polling Booth	Votes	%	Votes	%	Votes	Votes
81	Returning Officer Hill Pre-Poll	0	0.00	0	0.00	0	0
82	Returning Officer Hinchinbrook Pre-Poll	0	0.00	0	0.00	0	0
83	Returning Officer Inala Pre-Poll	0	0.00	0	0.00	0	0
84	Returning Officer Ipswich Pre-Poll	4	100.00	0	0.00	0	4
85	Returning Officer Ipswich West Pre-Poll	0	0.00	0	0.00	0	0
86	Returning Officer Jordan Pre-Poll	0	0.00	0	0.00	0	0
87	Returning Officer Kawana Pre-Poll	0	0.00	0	0.00	0	0
88	Returning Officer Keppel Pre-Poll	1	50.00	1	50.00	0	2
89	Returning Officer Kurwongbah Pre-Poll	2	100.00	0	0.00	0	2
90	Returning Officer Lockyer Pre-Poll	0	0.00	0	0.00	0	0
91	Returning Officer Logan Pre-Poll	1	50.00	1	50.00	0	2
92	Returning Officer Lytton Pre-Poll	2	66.67	1	33.33	0	3
93	Returning Officer Macalister Pre-Poll	0	0.00	0	0.00	0	0
94	Returning Officer Mackay Pre-Poll	0	0.00	0	0.00	0	0
95	Returning Officer Maiwar Pre-Poll	0	0.00	0	0.00	0	0
96	Returning Officer Mansfield Pre-Poll	3	100.00	0	0.00	0	3
97	Returning Officer Maroochydore Pre-Poll	0	0.00	0	0.00	0	0
98	Returning Officer Maryborough Pre-Poll	2	100.00	0	0.00	0	2
99	Returning Officer Mcconnel Pre-Poll	3	100.00	0	0.00	0	3
100	Returning Officer Mermaid Beach Pre-Poll	1,247	75.53	404	24.47	0	1,651
101	Returning Officer Miller Pre-Poll	1	100.00	0	0.00	0	1
102	Returning Officer Mirani Pre-Poll	0	0.00	0	0.00	0	0
103	Returning Officer Moggill Pre-Poll	1	100.00	0	0.00	0	1
104	Returning Officer Morayfield Pre-Poll	0	0.00	0	0.00	0	0
105	Returning Officer Mount Ommaney Pre-	0	0.00	0	0.00	0	0
106	Returning Officer Mudgeeraba Pre-Poll	67	80.72	16	19.28	0	83
107	Returning Officer Mulgrave Pre-Poll	0	0.00	0	0.00	0	0
108	Returning Officer Mundingburra Pre-Poll	0	0.00	0	0.00	0	0
109	Returning Officer Murrumba Pre-Poll	1	100.00	0	0.00	0	1
110	Returning Officer Nanango Pre-Poll	0	0.00	0	0.00	0	0
111	Returning Officer Nicklin Pre-Poll	0	0.00	1	100.00	0	1
112	Returning Officer Ninderry Pre-Poll	0	0.00	0	0.00	0	0
113	Returning Officer Noosa Pre-Poll	0	0.00	0	0.00	0	0
114	Returning Officer Nudgee Pre-Poll	1	50.00	1	50.00	0	2
115	Returning Officer Oodgeroo Pre-Poll	0	0.00	0	0.00	0	0
116	Returning Officer Pine Rivers Pre-Poll	0	0.00	1	100.00	0	1
117	Returning Officer Pumicestone Pre-Poll	1	100.00	0	0.00	0	1
118	Returning Officer Redcliffe Pre-Poll	0	0.00	0	0.00	0	0
119	Returning Officer Redlands Pre-Poll	2	66.67	1	33.33	0	3
120	Returning Officer Rockhampton Pre-Poll	1	20.00	4	80.00	0	5

2017 State General Election

Two Candidate Preferred Results After Preferences By Booth

82. Surfers Paradise							33,354
No.	Polling Booth	LANGBROEK, John-Paul LNP Votes	%	WALKER, Tony ALP Votes	%	Total Exhausted Votes	Total Formal Votes
121	Returning Officer Sandgate Pre-Poll	0	0.00	0	0.00	0	0
122	Returning Officer Scenic Rim Pre-Poll	2	66.67	1	33.33	0	3
123	Returning Officer South Brisbane Pre-Poll	3	50.00	3	50.00	0	6
124	Returning Officer Southern Downs Pre-	0	0.00	0	0.00	0	0
125	Returning Officer Southport Pre-Poll	0	0.00	0	0.00	0	0
126	Returning Officer Springwood Pre-Poll	6	54.55	5	45.45	0	11
127	Returning Officer Stafford Pre-Poll	1	33.33	2	66.67	0	3
128	Returning Officer Stretton Pre-Poll	0	0.00	0	0.00	0	0
129	Returning Officer Theodore Pre-Poll	7	63.64	4	36.36	0	11
130	Returning Officer Thuringowa Pre-Poll	0	0.00	0	0.00	0	0
131	Returning Officer Toohey Pre-Poll	0	0.00	2	100.00	0	2
132	Returning Officer Toowoomba North Pre-	2	100.00	0	0.00	0	2
133	Returning Officer Toowoomba South Pre-	0	0.00	0	0.00	0	0
134	Returning Officer Townsville Pre-Poll	0	0.00	0	0.00	0	0
135	Returning Officer Traeger Pre-Poll	3	75.00	1	25.00	0	4
136	Returning Officer Warrego Pre-Poll	1	100.00	0	0.00	0	1
137	Returning Officer Waterford Pre-Poll	0	0.00	0	0.00	0	0
138	Returning Officer Whitsunday Pre-Poll	3	50.00	3	50.00	0	6
139	Returning Officer Woodridge Pre-Poll	2	100.00	0	0.00	0	2
	Polling Booth Totals	**14,332**	**69.74**	**6,220**	**30.26**	**0**	**20,552**
301	Postal, Special Postal, Unenrolled Votes	2,389	76.06	752	23.94	0	3,141
302	Pre-Poll (In Person) Absent Votes	72	68.57	33	31.43	0	105
303	Polling Day Absent Votes	886	57.53	654	42.47	0	1,540
305	Declared Institution Votes	76	73.79	27	26.21	0	103
306	Polling Day Declaration Votes	44	67.69	21	32.31	0	65
308	Uncertain Identity	0	0.00	0	0.00	0	0
	Declaration Vote Totals	**3,467**	**69.98**	**1,487**	**30.02**	**0**	**4,954**
	Total Final Preference Votes	**17,799**	**69.78**	**7,707**	**30.22**	**0**	**25,506**

2017 State General Election

Two Candidate Preferred Results After Preferences By Booth

83. Theodore						33,243
		BOOTHMAN, Mark LNP		STANTON, Luz ALP		Total Exhausted	Total Formal
No.	Polling Booth	Votes	%	Votes	%	Votes	Votes
1	Coomera	409	46.48	471	53.52	0	880
2	Coomera Springs	107	55.15	87	44.85	0	194
3	Gaven	994	46.78	1,131	53.22	0	2,125
4	Helensvale	1,094	46.71	1,248	53.29	0	2,342
5	Helensvale North	862	49.45	881	50.55	0	1,743
6	Nerang West	92	48.42	98	51.58	0	190
7	Oxenford	1,459	55.77	1,157	44.23	0	2,616
8	Pacific Pines	932	47.12	1,046	52.88	0	1,978
9	Upper Coomera	1,201	60.17	795	39.83	0	1,996
10	Upper Coomera North	871	47.31	970	52.69	0	1,841
11	Brisbane CBD All-Districts Centre	5	41.67	7	58.33	0	12
12	Bundaberg All-Districts Centre	0	0.00	0	0.00	0	0
13	Burleigh All-Districts Centre	6	42.86	8	57.14	0	14
14	Cairns All-Districts Centre	0	0.00	0	0.00	0	0
15	East Brisbane All-Districts Centre	0	0.00	0	0.00	0	0
16	Hervey Bay All-Districts Centre	0	0.00	0	0.00	0	0
17	Mackay All-Districts Centre	0	0.00	0	0.00	0	0
18	Maroochydore All-Districts Centre	0	0.00	0	0.00	0	0
19	Morayfield All-Districts Centre	0	0.00	0	0.00	0	0
20	Noosa All-Districts Centre	0	0.00	0	0.00	0	0
21	Oodgeroo All-Districts Centre	0	0.00	0	0.00	0	0
22	Redcliffe All-Districts Centre	0	0.00	1	100.00	0	1
23	Southport All-Districts Centre	11	55.00	9	45.00	0	20
24	Telephone Voting	3	75.00	1	25.00	0	4
25	Townsville All-Districts Centre	0	0.00	0	0.00	0	0
26	Vulture Street All-Districts Centre	0	0.00	0	0.00	0	0
27	Woolloongabba All-Districts Centre	0	0.00	0	0.00	0	0
28	Brisbane CBD All-Districts Centre Pre-Poll	41	64.06	23	35.94	0	64
29	Bundaberg All-Districts Centre Pre-Poll	3	60.00	2	40.00	0	5
30	Burleigh All-Districts Centre Pre-Poll	69	60.00	46	40.00	0	115
31	Cairns All-Districts Centre Pre-Poll	0	0.00	1	100.00	0	1
32	Electoral Visit	52	69.33	23	30.67	0	75
33	Hervey Bay All-Districts Centre Pre-poll	0	0.00	0	0.00	0	0
34	Mackay All-Districts Centre Pre-Poll	0	0.00	4	100.00	0	4
35	Maroochydore All-Districts Centre Pre-	0	0.00	2	100.00	0	2
36	Morayfield All-Districts Centre Pre-poll	0	0.00	0	0.00	0	0
37	Noosa All-Districts Centre Pre-Poll	0	0.00	0	0.00	0	0
38	Oodgeroo All-Districts Centre Pre-Poll	6	100.00	0	0.00	0	6
39	Redcliffe All-Districts Centre Pre-Poll	2	50.00	2	50.00	0	4
40	Southport All-Districts Centre Pre-Poll	922	54.56	768	45.44	0	1,690

2017 State General Election

Two Candidate Preferred Results After Preferences By Booth

83. Theodore						33,243
		BOOTHMAN, Mark LNP		STANTON, Luz ALP		Total Exhausted	Total Formal
No.	Polling Booth	Votes	%	Votes	%	Votes	Votes
41	Telephone Voting - Pre-poll	4	100.00	0	0.00	0	4
42	Townsville All-Districts Centre Pre-Poll	2	40.00	3	60.00	0	5
43	eAssist - Coorparoo Pre-Poll	0	0.00	1	100.00	0	1
44	Returning Officer Theodore Pre-Poll	1,306	59.31	896	40.69	0	2,202
45	Returning Officer Algester Pre-Poll	0	0.00	0	0.00	0	0
46	Returning Officer Aspley Pre-Poll	0	0.00	0	0.00	0	0
47	Returning Officer Bancroft Pre-Poll	0	0.00	0	0.00	0	0
48	Returning Officer Barron River Pre-Poll	0	0.00	1	100.00	0	1
49	Returning Officer Bonney Pre-Poll	173	63.14	101	36.86	0	274
50	Returning Officer Broadwater Pre-Poll	304	64.14	170	35.86	0	474
51	Returning Officer Buderim Pre-Poll	0	0.00	1	100.00	0	1
52	Returning Officer Bulimba Pre-Poll	0	0.00	1	100.00	0	1
53	Returning Officer Bundaberg Pre-Poll	2	40.00	3	60.00	0	5
54	Returning Officer Bundamba Pre-Poll	0	0.00	2	100.00	0	2
55	Returning Officer Burdekin Pre-Poll	0	0.00	0	0.00	0	0
56	Returning Officer Burleigh Pre-Poll	0	0.00	0	0.00	0	0
57	Returning Officer Burnett Pre-Poll	0	0.00	0	0.00	0	0
58	Returning Officer Cairns Pre-Poll	0	0.00	0	0.00	0	0
59	Returning Officer Callide Pre-Poll	0	0.00	0	0.00	0	0
60	Returning Officer Caloundra Pre-Poll	0	0.00	0	0.00	0	0
61	Returning Officer Capalaba Pre-Poll	1	50.00	1	50.00	0	2
62	Returning Officer Chatsworth Pre-Poll	1	100.00	0	0.00	0	1
63	Returning Officer Clayfield Pre-Poll	2	100.00	0	0.00	0	2
64	Returning Officer Condamine Pre-Poll	0	0.00	0	0.00	0	0
65	Returning Officer Cook Pre-Poll	0	0.00	0	0.00	0	0
66	Returning Officer Coomera Pre-Poll	0	0.00	0	0.00	0	0
67	Returning Officer Cooper Pre-Poll	0	0.00	0	0.00	0	0
68	Returning Officer Currumbin Pre-Poll	7	53.85	6	46.15	0	13
69	Returning Officer Everton Pre-Poll	0	0.00	0	0.00	0	0
70	Returning Officer Ferny Grove Pre-Poll	0	0.00	0	0.00	0	0
71	Returning Officer Gaven Pre-Poll	293	63.70	167	36.30	0	460
72	Returning Officer Gladstone Pre-Poll	1	50.00	1	50.00	0	2
73	Returning Officer Glass House Pre-Poll	1	100.00	0	0.00	0	1
74	Returning Officer Greenslopes Pre-Poll	2	100.00	0	0.00	0	2
75	Returning Officer Gregory Pre-Poll	1	100.00	0	0.00	0	1
76	Returning Officer Gympie Pre-Poll	0	0.00	1	100.00	0	1
77	Returning Officer Hervey Bay Pre-Poll	4	40.00	6	60.00	0	10
78	Returning Officer Hill Pre-Poll	0	0.00	0	0.00	0	0
79	Returning Officer Hinchinbrook Pre-Poll	0	0.00	0	0.00	0	0
80	Returning Officer Inala Pre-Poll	0	0.00	1	100.00	0	1

2017 State General Election

Two Candidate Preferred Results After Preferences By Booth

83. Theodore						33,243
		BOOTHMAN, Mark LNP		STANTON, Luz ALP		Total Exhausted	Total Formal
No.	Polling Booth	Votes	%	Votes	%	Votes	Votes
81	Returning Officer Ipswich Pre-Poll	1	25.00	3	75.00	0	4
82	Returning Officer Ipswich West Pre-Poll	0	0.00	0	0.00	0	0
83	Returning Officer Jordan Pre-Poll	2	66.67	1	33.33	0	3
84	Returning Officer Kawana Pre-Poll	0	0.00	2	100.00	0	2
85	Returning Officer Keppel Pre-Poll	0	0.00	0	0.00	0	0
86	Returning Officer Kurwongbah Pre-Poll	0	0.00	0	0.00	0	0
87	Returning Officer Lockyer Pre-Poll	1	100.00	0	0.00	0	1
88	Returning Officer Logan Pre-Poll	2	50.00	2	50.00	0	4
89	Returning Officer Lytton Pre-Poll	0	0.00	2	100.00	0	2
90	Returning Officer Macalister Pre-Poll	0	0.00	0	0.00	0	0
91	Returning Officer Mackay Pre-Poll	2	50.00	2	50.00	0	4
92	Returning Officer Maiwar Pre-Poll	3	100.00	0	0.00	0	3
93	Returning Officer Mansfield Pre-Poll	2	50.00	2	50.00	0	4
94	Returning Officer Maroochydore Pre-Poll	0	0.00	0	0.00	0	0
95	Returning Officer Maryborough Pre-Poll	0	0.00	0	0.00	0	0
96	Returning Officer Mcconnel Pre-Poll	0	0.00	0	0.00	0	0
97	Returning Officer Mermaid Beach Pre-Poll	21	63.64	12	36.36	0	33
98	Returning Officer Miller Pre-Poll	0	0.00	2	100.00	0	2
99	Returning Officer Mirani Pre-Poll	0	0.00	0	0.00	0	0
100	Returning Officer Moggill Pre-Poll	0	0.00	1	100.00	0	1
101	Returning Officer Morayfield Pre-Poll	0	0.00	0	0.00	0	0
102	Returning Officer Mount Ommaney Pre-	0	0.00	0	0.00	0	0
103	Returning Officer Mudgeeraba Pre-Poll	12	66.67	6	33.33	0	18
104	Returning Officer Mulgrave Pre-Poll	0	0.00	0	0.00	0	0
105	Returning Officer Mundingburra Pre-Poll	0	0.00	0	0.00	0	0
106	Returning Officer Murrumba Pre-Poll	1	100.00	0	0.00	0	1
107	Returning Officer Nanango Pre-Poll	0	0.00	0	0.00	0	0
108	Returning Officer Nicklin Pre-Poll	0	0.00	0	0.00	0	0
109	Returning Officer Ninderry Pre-Poll	1	100.00	0	0.00	0	1
110	Returning Officer Noosa Pre-Poll	0	0.00	0	0.00	0	0
111	Returning Officer Nudgee Pre-Poll	2	100.00	0	0.00	0	2
112	Returning Officer Oodgeroo Pre-Poll	2	28.57	5	71.43	0	7
113	Returning Officer Pine Rivers Pre-Poll	0	0.00	0	0.00	0	0
114	Returning Officer Pumicestone Pre-Poll	1	100.00	0	0.00	0	1
115	Returning Officer Redcliffe Pre-Poll	0	0.00	0	0.00	0	0
116	Returning Officer Redlands Pre-Poll	2	66.67	1	33.33	0	3
117	Returning Officer Rockhampton Pre-Poll	3	75.00	1	25.00	0	4
118	Returning Officer Sandgate Pre-Poll	0	0.00	0	0.00	0	0
119	Returning Officer Scenic Rim Pre-Poll	1	14.29	6	85.71	0	7
120	Returning Officer South Brisbane Pre-Poll	6	50.00	6	50.00	0	12

2017 State General Election

Two Candidate Preferred Results After Preferences By Booth

83. Theodore						33,243
		BOOTHMAN, Mark LNP		STANTON, Luz ALP		Total Exhausted	Total Formal
No.	Polling Booth	Votes	%	Votes	%	Votes	Votes
121	Returning Officer Southern Downs Pre-	0	0.00	0	0.00	0	0
122	Returning Officer Southport Pre-Poll	0	0.00	0	0.00	0	0
123	Returning Officer Springwood Pre-Poll	9	56.25	7	43.75	0	16
124	Returning Officer Stafford Pre-Poll	0	0.00	2	100.00	0	2
125	Returning Officer Stretton Pre-Poll	1	33.33	2	66.67	0	3
126	Returning Officer Surfers Paradise Pre-	28	77.78	8	22.22	0	36
127	Returning Officer Thuringowa Pre-Poll	0	0.00	0	0.00	0	0
128	Returning Officer Toohey Pre-Poll	2	66.67	1	33.33	0	3
129	Returning Officer Toowoomba North Pre-	0	0.00	1	100.00	0	1
130	Returning Officer Toowoomba South Pre-	1	33.33	2	66.67	0	3
131	Returning Officer Townsville Pre-Poll	0	0.00	0	0.00	0	0
132	Returning Officer Traeger Pre-Poll	2	100.00	0	0.00	0	2
133	Returning Officer Warrego Pre-Poll	0	0.00	0	0.00	0	0
134	Returning Officer Waterford Pre-Poll	0	0.00	0	0.00	0	0
135	Returning Officer Whitsunday Pre-Poll	0	0.00	0	0.00	0	0
136	Returning Officer Woodridge Pre-Poll	0	0.00	0	0.00	0	0
	Polling Booth Totals	**11,353**	**52.63**	**10,220**	**47.37**	**0**	**21,573**
301	Postal, Special Postal, Unenrolled Votes	2,223	61.73	1,378	38.27	0	3,601
302	Pre-Poll (In Person) Absent Votes	37	51.39	35	48.61	0	72
303	Polling Day Absent Votes	756	50.77	733	49.23	0	1,489
305	Declared Institution Votes	35	55.56	28	44.44	0	63
306	Polling Day Declaration Votes	41	45.56	49	54.44	0	90
308	Uncertain Identity	0	0.00	0	0.00	0	0
	Declaration Vote Totals	**3,092**	**58.17**	**2,223**	**41.83**	**0**	**5,315**
	Total Final Preference Votes	**14,445**	**53.72**	**12,443**	**46.28**	**0**	**26,888**

2017 State General Election

Two Candidate Preferred Results After Preferences By Booth

84. Thuringowa						35,418
		HARPER, Aaron ALP		THORNTON, Mark ONP		Total Exhausted	Total Formal
No.	Polling Booth	Votes	%	Votes	%	Votes	Votes
1	Aitkenvale	98	59.76	66	40.24	0	164
2	Condon	1,203	54.68	997	45.32	0	2,200
3	Douglas	136	67.00	67	33.00	0	203
4	Heatley	1,077	57.29	803	42.71	0	1,880
5	Kelso	1,189	54.12	1,008	45.88	0	2,197
6	Kirwan	1,516	53.78	1,303	46.22	0	2,819
7	Kirwan High	1,021	57.23	763	42.77	0	1,784
8	Mount Louisa	82	52.23	75	47.77	0	157
9	Mundingburra	62	70.45	26	29.55	0	88
10	Northern Beaches	32	42.11	44	57.89	0	76
11	Rasmussen	1,137	56.37	880	43.63	0	2,017
12	Rupertswood	54	50.94	52	49.06	0	106
13	Vincent	131	53.04	116	46.96	0	247
14	Weir	677	55.81	536	44.19	0	1,213
15	Willows	1,377	58.20	989	41.80	0	2,366
16	Brisbane CBD All-Districts Centre	4	57.14	3	42.86	0	7
17	Bundaberg All-Districts Centre	4	80.00	1	20.00	0	5
18	Burleigh All-Districts Centre	0	0.00	0	0.00	0	0
19	Cairns All-Districts Centre	6	100.00	0	0.00	0	6
20	East Brisbane All-Districts Centre	3	75.00	1	25.00	0	4
21	Hervey Bay All-Districts Centre	0	0.00	1	100.00	0	1
22	Mackay All-Districts Centre	0	0.00	1	100.00	0	1
23	Maroochydore All-Districts Centre	0	0.00	0	0.00	0	0
24	Morayfield All-Districts Centre	1	50.00	1	50.00	0	2
25	Noosa All-Districts Centre	0	0.00	0	0.00	0	0
26	Oodgeroo All-Districts Centre	0	0.00	0	0.00	0	0
27	Redcliffe All-Districts Centre	0	0.00	0	0.00	0	0
28	Southport All-Districts Centre	0	0.00	0	0.00	0	0
29	Telephone Voting	0	0.00	0	0.00	0	0
30	Townsville All-Districts Centre	49	50.52	48	49.48	0	97
31	Vulture Street All-Districts Centre	0	0.00	0	0.00	0	0
32	Woolloongabba All-Districts Centre	0	0.00	0	0.00	0	0
33	Brisbane CBD All-Districts Centre Pre-Poll	15	65.22	8	34.78	0	23
34	Bundaberg All-Districts Centre Pre-Poll	0	0.00	0	0.00	0	0
35	Burleigh All-Districts Centre Pre-Poll	1	100.00	0	0.00	0	1
36	Cairns All-Districts Centre Pre-Poll	16	66.67	8	33.33	0	24
37	Electoral Visit	30	71.43	12	28.57	0	42
38	Hervey Bay All-Districts Centre Pre-poll	7	53.85	6	46.15	0	13
39	Mackay All-Districts Centre Pre-Poll	9	69.23	4	30.77	0	13
40	Maroochydore All-Districts Centre Pre-	6	54.55	5	45.45	0	11

2017 State General Election

Two Candidate Preferred Results After Preferences By Booth

84. Thuringowa						35,418
		HARPER, Aaron ALP		THORNTON, Mark ONP		Total Exhausted	Total Formal
No.	Polling Booth	Votes	%	Votes	%	Votes	Votes
41	Morayfield All-Districts Centre Pre-poll	2	50.00	2	50.00	0	4
42	Noosa All-Districts Centre Pre-Poll	2	40.00	3	60.00	0	5
43	Oodgeroo All-Districts Centre Pre-Poll	0	0.00	0	0.00	0	0
44	Redcliffe All-Districts Centre Pre-Poll	1	16.67	5	83.33	0	6
45	Southport All-Districts Centre Pre-Poll	0	0.00	1	100.00	0	1
46	Telephone Voting - Pre-poll	2	25.00	6	75.00	0	8
47	Townsville All-Districts Centre Pre-Poll	3,723	51.11	3,562	48.89	0	7,285
48	eAssist - Coorparoo Pre-Poll	0	0.00	0	0.00	0	0
49	Returning Officer Thuringowa Pre-Poll	0	0.00	0	0.00	0	0
50	Returning Officer Algester Pre-Poll	0	0.00	0	0.00	0	0
51	Returning Officer Aspley Pre-Poll	0	0.00	1	100.00	0	1
52	Returning Officer Bancroft Pre-Poll	0	0.00	0	0.00	0	0
53	Returning Officer Barron River Pre-Poll	1	100.00	0	0.00	0	1
54	Returning Officer Bonney Pre-Poll	1	50.00	1	50.00	0	2
55	Returning Officer Broadwater Pre-Poll	0	0.00	0	0.00	0	0
56	Returning Officer Buderim Pre-Poll	0	0.00	0	0.00	0	0
57	Returning Officer Bulimba Pre-Poll	0	0.00	0	0.00	0	0
58	Returning Officer Bundaberg Pre-Poll	0	0.00	0	0.00	0	0
59	Returning Officer Bundamba Pre-Poll	0	0.00	0	0.00	0	0
60	Returning Officer Burdekin Pre-Poll	2	40.00	3	60.00	0	5
61	Returning Officer Burleigh Pre-Poll	0	0.00	0	0.00	0	0
62	Returning Officer Burnett Pre-Poll	0	0.00	0	0.00	0	0
63	Returning Officer Cairns Pre-Poll	0	0.00	0	0.00	0	0
64	Returning Officer Callide Pre-Poll	0	0.00	0	0.00	0	0
65	Returning Officer Caloundra Pre-Poll	1	50.00	1	50.00	0	2
66	Returning Officer Capalaba Pre-Poll	1	100.00	0	0.00	0	1
67	Returning Officer Chatsworth Pre-Poll	0	0.00	0	0.00	0	0
68	Returning Officer Clayfield Pre-Poll	0	0.00	0	0.00	0	0
69	Returning Officer Condamine Pre-Poll	0	0.00	0	0.00	0	0
70	Returning Officer Cook Pre-Poll	1	25.00	3	75.00	0	4
71	Returning Officer Coomera Pre-Poll	0	0.00	0	0.00	0	0
72	Returning Officer Cooper Pre-Poll	0	0.00	0	0.00	0	0
73	Returning Officer Currumbin Pre-Poll	0	0.00	0	0.00	0	0
74	Returning Officer Everton Pre-Poll	0	0.00	0	0.00	0	0
75	Returning Officer Ferny Grove Pre-Poll	0	0.00	0	0.00	0	0
76	Returning Officer Gaven Pre-Poll	0	0.00	0	0.00	0	0
77	Returning Officer Gladstone Pre-Poll	2	66.67	1	33.33	0	3
78	Returning Officer Glass House Pre-Poll	0	0.00	0	0.00	0	0
79	Returning Officer Greenslopes Pre-Poll	0	0.00	0	0.00	0	0
80	Returning Officer Gregory Pre-Poll	0	0.00	0	0.00	0	0

2017 State General Election

Two Candidate Preferred Results After Preferences By Booth

84. Thuringowa						35,418
		HARPER, Aaron ALP		THORNTON, Mark ONP		Total Exhausted	Total Formal
No.	Polling Booth	Votes	%	Votes	%	Votes	Votes
81	Returning Officer Gympie Pre-Poll	1	100.00	0	0.00	0	1
82	Returning Officer Hervey Bay Pre-Poll	0	0.00	0	0.00	0	0
83	Returning Officer Hill Pre-Poll	4	30.77	9	69.23	0	13
84	Returning Officer Hinchinbrook Pre-Poll	5	29.41	12	70.59	0	17
85	Returning Officer Inala Pre-Poll	4	100.00	0	0.00	0	4
86	Returning Officer Ipswich Pre-Poll	1	50.00	1	50.00	0	2
87	Returning Officer Ipswich West Pre-Poll	0	0.00	0	0.00	0	0
88	Returning Officer Jordan Pre-Poll	0	0.00	0	0.00	0	0
89	Returning Officer Kawana Pre-Poll	1	50.00	1	50.00	0	2
90	Returning Officer Keppel Pre-Poll	0	0.00	0	0.00	0	0
91	Returning Officer Kurwongbah Pre-Poll	0	0.00	0	0.00	0	0
92	Returning Officer Lockyer Pre-Poll	1	33.33	2	66.67	0	3
93	Returning Officer Logan Pre-Poll	0	0.00	0	0.00	0	0
94	Returning Officer Lytton Pre-Poll	1	100.00	0	0.00	0	1
95	Returning Officer Macalister Pre-Poll	0	0.00	0	0.00	0	0
96	Returning Officer Mackay Pre-Poll	0	0.00	0	0.00	0	0
97	Returning Officer Maiwar Pre-Poll	0	0.00	0	0.00	0	0
98	Returning Officer Mansfield Pre-Poll	0	0.00	1	100.00	0	1
99	Returning Officer Maroochydore Pre-Poll	0	0.00	0	0.00	0	0
100	Returning Officer Maryborough Pre-Poll	0	0.00	1	100.00	0	1
101	Returning Officer Mcconnel Pre-Poll	2	100.00	0	0.00	0	2
102	Returning Officer Mermaid Beach Pre-Poll	0	0.00	0	0.00	0	0
103	Returning Officer Miller Pre-Poll	1	100.00	0	0.00	0	1
104	Returning Officer Mirani Pre-Poll	0	0.00	0	0.00	0	0
105	Returning Officer Moggill Pre-Poll	0	0.00	0	0.00	0	0
106	Returning Officer Morayfield Pre-Poll	0	0.00	0	0.00	0	0
107	Returning Officer Mount Ommaney Pre-	2	66.67	1	33.33	0	3
108	Returning Officer Mudgeeraba Pre-Poll	0	0.00	0	0.00	0	0
109	Returning Officer Mulgrave Pre-Poll	0	0.00	0	0.00	0	0
110	Returning Officer Mundingburra Pre-Poll	0	0.00	0	0.00	0	0
111	Returning Officer Murrumba Pre-Poll	1	50.00	1	50.00	0	2
112	Returning Officer Nanango Pre-Poll	0	0.00	0	0.00	0	0
113	Returning Officer Nicklin Pre-Poll	0	0.00	2	100.00	0	2
114	Returning Officer Ninderry Pre-Poll	0	0.00	0	0.00	0	0
115	Returning Officer Noosa Pre-Poll	0	0.00	0	0.00	0	0
116	Returning Officer Nudgee Pre-Poll	1	100.00	0	0.00	0	1
117	Returning Officer Oodgeroo Pre-Poll	0	0.00	0	0.00	0	0
118	Returning Officer Pine Rivers Pre-Poll	0	0.00	0	0.00	0	0
119	Returning Officer Pumicestone Pre-Poll	0	0.00	0	0.00	0	0
120	Returning Officer Redcliffe Pre-Poll	0	0.00	0	0.00	0	0

2017 State General Election

Two Candidate Preferred Results After Preferences By Booth

84. Thuringowa						35,418
		HARPER, Aaron ALP		THORNTON, Mark ONP		Total Exhausted	Total Formal
No.	Polling Booth	Votes	%	Votes	%	Votes	Votes
121	Returning Officer Redlands Pre-Poll	0	0.00	0	0.00	0	0
122	Returning Officer Rockhampton Pre-Poll	3	100.00	0	0.00	0	3
123	Returning Officer Sandgate Pre-Poll	2	66.67	1	33.33	0	3
124	Returning Officer Scenic Rim Pre-Poll	0	0.00	0	0.00	0	0
125	Returning Officer South Brisbane Pre-Poll	0	0.00	0	0.00	0	0
126	Returning Officer Southern Downs Pre-	1	100.00	0	0.00	0	1
127	Returning Officer Southport Pre-Poll	0	0.00	0	0.00	0	0
128	Returning Officer Springwood Pre-Poll	0	0.00	0	0.00	0	0
129	Returning Officer Stafford Pre-Poll	1	100.00	0	0.00	0	1
130	Returning Officer Stretton Pre-Poll	0	0.00	1	100.00	0	1
131	Returning Officer Surfers Paradise Pre-	0	0.00	0	0.00	0	0
132	Returning Officer Theodore Pre-Poll	0	0.00	0	0.00	0	0
133	Returning Officer Toohey Pre-Poll	0	0.00	2	100.00	0	2
134	Returning Officer Toowoomba North Pre-	4	66.67	2	33.33	0	6
135	Returning Officer Toowoomba South Pre-	0	0.00	0	0.00	0	0
136	Returning Officer Townsville Pre-Poll	0	0.00	0	0.00	0	0
137	Returning Officer Traeger Pre-Poll	4	21.05	15	78.95	0	19
138	Returning Officer Warrego Pre-Poll	1	100.00	0	0.00	0	1
139	Returning Officer Waterford Pre-Poll	0	0.00	0	0.00	0	0
140	Returning Officer Whitsunday Pre-Poll	3	100.00	0	0.00	0	3
141	Returning Officer Woodridge Pre-Poll	1	100.00	0	0.00	0	1
	Polling Booth Totals	**13,727**	**54.49**	**11,465**	**45.51**	**0**	**25,192**
301	Postal, Special Postal, Unenrolled Votes	1,067	48.86	1,117	51.14	0	2,184
302	Pre-Poll (In Person) Absent Votes	83	54.25	70	45.75	0	153
303	Polling Day Absent Votes	799	55.72	635	44.28	0	1,434
305	Declared Institution Votes	22	61.11	14	38.89	0	36
306	Polling Day Declaration Votes	97	57.06	73	42.94	0	170
308	Uncertain Identity	0	0.00	0	0.00	0	0
	Declaration Vote Totals	**2,068**	**52.00**	**1,909**	**48.00**	**0**	**3,977**
	Total Final Preference Votes	**15,795**	**54.15**	**13,374**	**45.85**	**0**	**29,169**

2017 State General Election

Two Candidate Preferred Results After Preferences By Booth

85. Toohey						33,588
		RUSSO, Peter ALP		SHORTEN, Anthony LNP		Total Exhausted	Total Formal
No.	Polling Booth	Votes	%	Votes	%	Votes	Votes
1	Coopers Plains	1,047	70.08	447	29.92	0	1,494
2	Eight Mile Plains	253	65.54	133	34.46	0	386
3	Macgregor	634	56.16	495	43.84	0	1,129
4	Macgregor Central	635	54.79	524	45.21	0	1,159
5	Moorooka	1,218	72.16	470	27.84	0	1,688
6	Moorooka West	480	70.59	200	29.41	0	680
7	Moorvale	227	65.42	120	34.58	0	347
8	Robertson	682	53.53	592	46.47	0	1,274
9	Rochedale	126	53.85	108	46.15	0	234
10	Rocklea	280	70.71	116	29.29	0	396
11	Runcorn	277	55.85	219	44.15	0	496
12	Runcorn Heights	24	48.98	25	51.02	0	49
13	Runcorn High	175	57.00	132	43.00	0	307
14	Salisbury	1,510	69.14	674	30.86	0	2,184
15	Sunnybank	743	57.51	549	42.49	0	1,292
16	Upper Mt Gravatt	367	57.70	269	42.30	0	636
17	Warrigal Road	1,357	54.41	1,137	45.59	0	2,494
18	Wellers Hill	94	71.21	38	28.79	0	132
19	Wishart	56	50.91	54	49.09	0	110
20	Brisbane CBD All-Districts Centre	44	67.69	21	32.31	0	65
21	Bundaberg All-Districts Centre	1	100.00	0	0.00	0	1
22	Burleigh All-Districts Centre	1	50.00	1	50.00	0	2
23	Cairns All-Districts Centre	0	0.00	0	0.00	0	0
24	East Brisbane All-Districts Centre	0	0.00	0	0.00	0	0
25	Hervey Bay All-Districts Centre	0	0.00	0	0.00	0	0
26	Mackay All-Districts Centre	0	0.00	0	0.00	0	0
27	Maroochydore All-Districts Centre	0	0.00	2	100.00	0	2
28	Morayfield All-Districts Centre	0	0.00	0	0.00	0	0
29	Noosa All-Districts Centre	0	0.00	1	100.00	0	1
30	Oodgeroo All-Districts Centre	2	100.00	0	0.00	0	2
31	Redcliffe All-Districts Centre	0	0.00	0	0.00	0	0
32	Southport All-Districts Centre	2	66.67	1	33.33	0	3
33	Telephone Voting	5	83.33	1	16.67	0	6
34	Townsville All-Districts Centre	0	0.00	0	0.00	0	0
35	Vulture Street All-Districts Centre	0	0.00	0	0.00	0	0
36	Woolloongabba All-Districts Centre	0	0.00	0	0.00	0	0
37	Brisbane CBD All-Districts Centre Pre-Poll	614	66.24	313	33.76	0	927
38	Bundaberg All-Districts Centre Pre-Poll	3	60.00	2	40.00	0	5
39	Burleigh All-Districts Centre Pre-Poll	3	30.00	7	70.00	0	10
40	Cairns All-Districts Centre Pre-Poll	4	80.00	1	20.00	0	5

2017 State General Election

Two Candidate Preferred Results After Preferences By Booth

85. Toohey						33,588
		RUSSO, Peter ALP		SHORTEN, Anthony LNP		Total Exhausted	Total Formal
No.	Polling Booth	Votes	%	Votes	%	Votes	Votes
41	Electoral Visit	76	56.72	58	43.28	0	134
42	Hervey Bay All-Districts Centre Pre-poll	2	66.67	1	33.33	0	3
43	Mackay All-Districts Centre Pre-Poll	1	50.00	1	50.00	0	2
44	Maroochydore All-Districts Centre Pre-	3	23.08	10	76.92	0	13
45	Morayfield All-Districts Centre Pre-poll	2	66.67	1	33.33	0	3
46	Noosa All-Districts Centre Pre-Poll	3	60.00	2	40.00	0	5
47	Oodgeroo All-Districts Centre Pre-Poll	16	61.54	10	38.46	0	26
48	Redcliffe All-Districts Centre Pre-Poll	6	100.00	0	0.00	0	6
49	Southport All-Districts Centre Pre-Poll	8	66.67	4	33.33	0	12
50	Telephone Voting - Pre-poll	4	36.36	7	63.64	0	11
51	Townsville All-Districts Centre Pre-Poll	3	50.00	3	50.00	0	6
52	eAssist - Coorparoo Pre-Poll	6	40.00	9	60.00	0	15
53	Returning Officer Toohey Pre-Poll	1,364	54.71	1,129	45.29	0	2,493
54	Returning Officer Algester Pre-Poll	0	0.00	0	0.00	0	0
55	Returning Officer Aspley Pre-Poll	4	80.00	1	20.00	0	5
56	Returning Officer Bancroft Pre-Poll	0	0.00	1	100.00	0	1
57	Returning Officer Barron River Pre-Poll	0	0.00	1	100.00	0	1
58	Returning Officer Bonney Pre-Poll	0	0.00	0	0.00	0	0
59	Returning Officer Broadwater Pre-Poll	0	0.00	0	0.00	0	0
60	Returning Officer Buderim Pre-Poll	0	0.00	2	100.00	0	2
61	Returning Officer Bulimba Pre-Poll	2	66.67	1	33.33	0	3
62	Returning Officer Bundaberg Pre-Poll	0	0.00	0	0.00	0	0
63	Returning Officer Bundamba Pre-Poll	0	0.00	0	0.00	0	0
64	Returning Officer Burdekin Pre-Poll	0	0.00	0	0.00	0	0
65	Returning Officer Burleigh Pre-Poll	0	0.00	0	0.00	0	0
66	Returning Officer Burnett Pre-Poll	0	0.00	0	0.00	0	0
67	Returning Officer Cairns Pre-Poll	0	0.00	0	0.00	0	0
68	Returning Officer Callide Pre-Poll	1	100.00	0	0.00	0	1
69	Returning Officer Caloundra Pre-Poll	0	0.00	2	100.00	0	2
70	Returning Officer Capalaba Pre-Poll	8	47.06	9	52.94	0	17
71	Returning Officer Chatsworth Pre-Poll	2	33.33	4	66.67	0	6
72	Returning Officer Clayfield Pre-Poll	4	66.67	2	33.33	0	6
73	Returning Officer Condamine Pre-Poll	0	0.00	0	0.00	0	0
74	Returning Officer Cook Pre-Poll	0	0.00	0	0.00	0	0
75	Returning Officer Coomera Pre-Poll	0	0.00	0	0.00	0	0
76	Returning Officer Cooper Pre-Poll	3	42.86	4	57.14	0	7
77	Returning Officer Currumbin Pre-Poll	1	33.33	2	66.67	0	3
78	Returning Officer Everton Pre-Poll	0	0.00	0	0.00	0	0
79	Returning Officer Ferny Grove Pre-Poll	3	100.00	0	0.00	0	3
80	Returning Officer Gaven Pre-Poll	1	100.00	0	0.00	0	1

2017 State General Election

Two Candidate Preferred Results After Preferences By Booth

85. Toohey						33,588
		RUSSO, Peter ALP		SHORTEN, Anthony LNP		Total Exhausted	Total Formal
No.	Polling Booth	Votes	%	Votes	%	Votes	Votes
81	Returning Officer Gladstone Pre-Poll	2	40.00	3	60.00	0	5
82	Returning Officer Glass House Pre-Poll	0	0.00	0	0.00	0	0
83	Returning Officer Greenslopes Pre-Poll	33	63.46	19	36.54	0	52
84	Returning Officer Gregory Pre-Poll	0	0.00	0	0.00	0	0
85	Returning Officer Gympie Pre-Poll	0	0.00	0	0.00	0	0
86	Returning Officer Hervey Bay Pre-Poll	0	0.00	0	0.00	0	0
87	Returning Officer Hill Pre-Poll	0	0.00	0	0.00	0	0
88	Returning Officer Hinchinbrook Pre-Poll	1	100.00	0	0.00	0	1
89	Returning Officer Inala Pre-Poll	9	81.82	2	18.18	0	11
90	Returning Officer Ipswich Pre-Poll	5	83.33	1	16.67	0	6
91	Returning Officer Ipswich West Pre-Poll	0	0.00	0	0.00	0	0
92	Returning Officer Jordan Pre-Poll	15	78.95	4	21.05	0	19
93	Returning Officer Kawana Pre-Poll	2	66.67	1	33.33	0	3
94	Returning Officer Keppel Pre-Poll	1	50.00	1	50.00	0	2
95	Returning Officer Kurwongbah Pre-Poll	0	0.00	0	0.00	0	0
96	Returning Officer Lockyer Pre-Poll	6	75.00	2	25.00	0	8
97	Returning Officer Logan Pre-Poll	1	50.00	1	50.00	0	2
98	Returning Officer Lytton Pre-Poll	8	80.00	2	20.00	0	10
99	Returning Officer Macalister Pre-Poll	0	0.00	0	0.00	0	0
100	Returning Officer Mackay Pre-Poll	0	0.00	0	0.00	0	0
101	Returning Officer Maiwar Pre-Poll	8	72.73	3	27.27	0	11
102	Returning Officer Mansfield Pre-Poll	151	44.28	190	55.72	0	341
103	Returning Officer Maroochydore Pre-Poll	0	0.00	0	0.00	0	0
104	Returning Officer Maryborough Pre-Poll	1	100.00	0	0.00	0	1
105	Returning Officer Mcconnel Pre-Poll	6	60.00	4	40.00	0	10
106	Returning Officer Mermaid Beach Pre-Poll	0	0.00	4	100.00	0	4
107	Returning Officer Miller Pre-Poll	173	66.54	87	33.46	0	260
108	Returning Officer Mirani Pre-Poll	0	0.00	0	0.00	0	0
109	Returning Officer Moggill Pre-Poll	1	25.00	3	75.00	0	4
110	Returning Officer Morayfield Pre-Poll	0	0.00	0	0.00	0	0
111	Returning Officer Mount Ommaney Pre-	2	50.00	2	50.00	0	4
112	Returning Officer Mudgeeraba Pre-Poll	0	0.00	0	0.00	0	0
113	Returning Officer Mulgrave Pre-Poll	0	0.00	0	0.00	0	0
114	Returning Officer Mundingburra Pre-Poll	0	0.00	0	0.00	0	0
115	Returning Officer Murrumba Pre-Poll	2	66.67	1	33.33	0	3
116	Returning Officer Nanango Pre-Poll	0	0.00	0	0.00	0	0
117	Returning Officer Nicklin Pre-Poll	0	0.00	0	0.00	0	0
118	Returning Officer Ninderry Pre-Poll	1	33.33	2	66.67	0	3
119	Returning Officer Noosa Pre-Poll	0	0.00	0	0.00	0	0
120	Returning Officer Nudgee Pre-Poll	1	50.00	1	50.00	0	2

2017 State General Election

Two Candidate Preferred Results After Preferences By Booth

85. Toohey						33,588
		RUSSO, Peter ALP		SHORTEN, Anthony LNP		Total Exhausted	Total Formal
No.	Polling Booth	Votes	%	Votes	%	Votes	Votes
121	Returning Officer Oodgeroo Pre-Poll	0	0.00	0	0.00	0	0
122	Returning Officer Pine Rivers Pre-Poll	1	50.00	1	50.00	0	2
123	Returning Officer Pumicestone Pre-Poll	0	0.00	0	0.00	0	0
124	Returning Officer Redcliffe Pre-Poll	0	0.00	0	0.00	0	0
125	Returning Officer Redlands Pre-Poll	1	16.67	5	83.33	0	6
126	Returning Officer Rockhampton Pre-Poll	0	0.00	1	100.00	0	1
127	Returning Officer Sandgate Pre-Poll	0	0.00	0	0.00	0	0
128	Returning Officer Scenic Rim Pre-Poll	0	0.00	0	0.00	0	0
129	Returning Officer South Brisbane Pre-Poll	32	65.31	17	34.69	0	49
130	Returning Officer Southern Downs Pre-	0	0.00	0	0.00	0	0
131	Returning Officer Southport Pre-Poll	0	0.00	0	0.00	0	0
132	Returning Officer Springwood Pre-Poll	12	35.29	22	64.71	0	34
133	Returning Officer Stafford Pre-Poll	4	66.67	2	33.33	0	6
134	Returning Officer Stretton Pre-Poll	393	52.61	354	47.39	0	747
135	Returning Officer Surfers Paradise Pre-	0	0.00	0	0.00	0	0
136	Returning Officer Theodore Pre-Poll	0	0.00	0	0.00	0	0
137	Returning Officer Thuringowa Pre-Poll	0	0.00	0	0.00	0	0
138	Returning Officer Toowoomba North Pre-	0	0.00	0	0.00	0	0
139	Returning Officer Toowoomba South Pre-	1	50.00	1	50.00	0	2
140	Returning Officer Townsville Pre-Poll	0	0.00	0	0.00	0	0
141	Returning Officer Traeger Pre-Poll	3	100.00	0	0.00	0	3
142	Returning Officer Warrego Pre-Poll	0	0.00	0	0.00	0	0
143	Returning Officer Waterford Pre-Poll	0	0.00	0	0.00	0	0
144	Returning Officer Whitsunday Pre-Poll	0	0.00	0	0.00	0	0
145	Returning Officer Woodridge Pre-Poll	11	78.57	3	21.43	0	14
	Polling Booth Totals	**13,274**	**60.53**	**8,655**	**39.47**	**0**	**21,929**
301	Postal, Special Postal, Unenrolled Votes	2,085	55.64	1,662	44.36	0	3,747
302	Pre-Poll (In Person) Absent Votes	72	68.57	33	31.43	0	105
303	Polling Day Absent Votes	1,016	63.18	592	36.82	0	1,608
305	Declared Institution Votes	36	51.43	34	48.57	0	70
306	Polling Day Declaration Votes	43	55.13	35	44.87	0	78
308	Uncertain Identity	0	0.00	0	0.00	0	0
	Declaration Vote Totals	**3,252**	**57.99**	**2,356**	**42.01**	**0**	**5,608**
	Total Final Preference Votes	**16,526**	**60.01**	**11,011**	**39.99**	**0**	**27,537**

2017 State General Election

Two Candidate Preferred Results After Preferences By Booth

86. Toowoomba North						36,602
		WATTS, Trevor LNP		SHINE, Kerry ALP		Total Exhausted	Total Formal
No.	Polling Booth	Votes	%	Votes	%	Votes	Votes
1	Centenary Heights	107	50.00	107	50.00	0	214
2	Fairview Heights	445	51.50	419	48.50	0	864
3	Harlaxton	704	51.13	673	48.87	0	1,377
4	Harlaxton North	134	40.61	196	59.39	0	330
5	Harristown	113	51.60	106	48.40	0	219
6	Highfields	1,227	63.94	692	36.06	0	1,919
7	Highfields West	1,098	62.32	664	37.68	0	1,762
8	Holy Name	369	45.84	436	54.16	0	805
9	Meringandan	127	68.28	59	31.72	0	186
10	Mount Lofty	547	49.46	559	50.54	0	1,106
11	Newtown	795	45.20	964	54.80	0	1,759
12	North Toowoomba	382	43.81	490	56.19	0	872
13	Rangeville	97	59.51	66	40.49	0	163
14	Rockville	513	47.46	568	52.54	0	1,081
15	St Josephs	129	52.87	115	47.13	0	244
16	The Range	629	70.59	262	29.41	0	891
17	Toowoomba	154	50.99	148	49.01	0	302
18	Toowoomba East	965	56.76	735	43.24	0	1,700
19	Tor Street	177	54.46	148	45.54	0	325
20	Tor Street North	772	49.94	774	50.06	0	1,546
21	Wilsonton	823	50.58	804	49.42	0	1,627
22	Brisbane CBD All-Districts Centre	7	63.64	4	36.36	0	11
23	Bundaberg All-Districts Centre	0	0.00	0	0.00	0	0
24	Burleigh All-Districts Centre	0	0.00	0	0.00	0	0
25	Cairns All-Districts Centre	0	0.00	0	0.00	0	0
26	East Brisbane All-Districts Centre	3	60.00	2	40.00	0	5
27	Hervey Bay All-Districts Centre	0	0.00	0	0.00	0	0
28	Mackay All-Districts Centre	0	0.00	0	0.00	0	0
29	Maroochydore All-Districts Centre	0	0.00	0	0.00	0	0
30	Morayfield All-Districts Centre	2	100.00	0	0.00	0	2
31	Noosa All-Districts Centre	0	0.00	1	100.00	0	1
32	Oodgeroo All-Districts Centre	1	100.00	0	0.00	0	1
33	Redcliffe All-Districts Centre	0	0.00	0	0.00	0	0
34	Southport All-Districts Centre	0	0.00	0	0.00	0	0
35	Telephone Voting	0	0.00	3	100.00	0	3
36	Townsville All-Districts Centre	1	50.00	1	50.00	0	2
37	Vulture Street All-Districts Centre	0	0.00	0	0.00	0	0
38	Woolloongabba All-Districts Centre	1	33.33	2	66.67	0	3
39	Brisbane CBD All-Districts Centre Pre-Poll	19	65.52	10	34.48	0	29
40	Bundaberg All-Districts Centre Pre-Poll	1	25.00	3	75.00	0	4

2017 State General Election

Two Candidate Preferred Results After Preferences By Booth

86. Toowoomba North						36,602
		WATTS, Trevor LNP		SHINE, Kerry ALP		Total Exhausted	Total Formal
No.	Polling Booth	Votes	%	Votes	%	Votes	Votes
41	Burleigh All-Districts Centre Pre-Poll	1	33.33	2	66.67	0	3
42	Cairns All-Districts Centre Pre-Poll	3	60.00	2	40.00	0	5
43	Electoral Visit	90	69.77	39	30.23	0	129
44	Hervey Bay All-Districts Centre Pre-poll	4	66.67	2	33.33	0	6
45	Mackay All-Districts Centre Pre-Poll	5	100.00	0	0.00	0	5
46	Maroochydore All-Districts Centre Pre-	5	55.56	4	44.44	0	9
47	Morayfield All-Districts Centre Pre-poll	0	0.00	1	100.00	0	1
48	Noosa All-Districts Centre Pre-Poll	0	0.00	1	100.00	0	1
49	Oodgeroo All-Districts Centre Pre-Poll	0	0.00	2	100.00	0	2
50	Redcliffe All-Districts Centre Pre-Poll	1	50.00	1	50.00	0	2
51	Southport All-Districts Centre Pre-Poll	4	57.14	3	42.86	0	7
52	Telephone Voting - Pre-poll	5	50.00	5	50.00	0	10
53	Townsville All-Districts Centre Pre-Poll	5	71.43	2	28.57	0	7
54	eAssist - Coorparoo Pre-Poll	0	0.00	0	0.00	0	0
55	Returning Officer Toowoomba North Pre-	2,805	58.06	2,026	41.94	0	4,831
56	Returning Officer Algester Pre-Poll	0	0.00	0	0.00	0	0
57	Returning Officer Aspley Pre-Poll	3	75.00	1	25.00	0	4
58	Returning Officer Bancroft Pre-Poll	0	0.00	0	0.00	0	0
59	Returning Officer Barron River Pre-Poll	0	0.00	0	0.00	0	0
60	Returning Officer Bonney Pre-Poll	0	0.00	0	0.00	0	0
61	Returning Officer Broadwater Pre-Poll	0	0.00	0	0.00	0	0
62	Returning Officer Buderim Pre-Poll	3	75.00	1	25.00	0	4
63	Returning Officer Bulimba Pre-Poll	0	0.00	0	0.00	0	0
64	Returning Officer Bundaberg Pre-Poll	0	0.00	0	0.00	0	0
65	Returning Officer Bundamba Pre-Poll	0	0.00	0	0.00	0	0
66	Returning Officer Burdekin Pre-Poll	0	0.00	1	100.00	0	1
67	Returning Officer Burleigh Pre-Poll	0	0.00	0	0.00	0	0
68	Returning Officer Burnett Pre-Poll	0	0.00	0	0.00	0	0
69	Returning Officer Cairns Pre-Poll	0	0.00	0	0.00	0	0
70	Returning Officer Callide Pre-Poll	1	100.00	0	0.00	0	1
71	Returning Officer Caloundra Pre-Poll	7	58.33	5	41.67	0	12
72	Returning Officer Capalaba Pre-Poll	0	0.00	0	0.00	0	0
73	Returning Officer Chatsworth Pre-Poll	0	0.00	0	0.00	0	0
74	Returning Officer Clayfield Pre-Poll	4	100.00	0	0.00	0	4
75	Returning Officer Condamine Pre-Poll	10	62.50	6	37.50	0	16
76	Returning Officer Cook Pre-Poll	0	0.00	0	0.00	0	0
77	Returning Officer Coomera Pre-Poll	0	0.00	0	0.00	0	0
78	Returning Officer Cooper Pre-Poll	0	0.00	1	100.00	0	1
79	Returning Officer Currumbin Pre-Poll	2	66.67	1	33.33	0	3
80	Returning Officer Everton Pre-Poll	1	100.00	0	0.00	0	1

2017 State General Election

Two Candidate Preferred Results After Preferences By Booth

86. Toowoomba North						36,602
		WATTS, Trevor LNP		SHINE, Kerry ALP		Total Exhausted	Total Formal
No.	Polling Booth	Votes	%	Votes	%	Votes	Votes
81	Returning Officer Ferny Grove Pre-Poll	1	33.33	2	66.67	0	3
82	Returning Officer Gaven Pre-Poll	1	100.00	0	0.00	0	1
83	Returning Officer Gladstone Pre-Poll	2	40.00	3	60.00	0	5
84	Returning Officer Glass House Pre-Poll	2	66.67	1	33.33	0	3
85	Returning Officer Greenslopes Pre-Poll	4	100.00	0	0.00	0	4
86	Returning Officer Gregory Pre-Poll	0	0.00	0	0.00	0	0
87	Returning Officer Gympie Pre-Poll	0	0.00	0	0.00	0	0
88	Returning Officer Hervey Bay Pre-Poll	0	0.00	0	0.00	0	0
89	Returning Officer Hill Pre-Poll	0	0.00	0	0.00	0	0
90	Returning Officer Hinchinbrook Pre-Poll	0	0.00	0	0.00	0	0
91	Returning Officer Inala Pre-Poll	1	100.00	0	0.00	0	1
92	Returning Officer Ipswich Pre-Poll	3	33.33	6	66.67	0	9
93	Returning Officer Ipswich West Pre-Poll	0	0.00	0	0.00	0	0
94	Returning Officer Jordan Pre-Poll	0	0.00	1	100.00	0	1
95	Returning Officer Kawana Pre-Poll	0	0.00	3	100.00	0	3
96	Returning Officer Keppel Pre-Poll	1	33.33	2	66.67	0	3
97	Returning Officer Kurwongbah Pre-Poll	0	0.00	1	100.00	0	1
98	Returning Officer Lockyer Pre-Poll	7	53.85	6	46.15	0	13
99	Returning Officer Logan Pre-Poll	0	0.00	0	0.00	0	0
100	Returning Officer Lytton Pre-Poll	1	50.00	1	50.00	0	2
101	Returning Officer Macalister Pre-Poll	0	0.00	0	0.00	0	0
102	Returning Officer Mackay Pre-Poll	0	0.00	0	0.00	0	0
103	Returning Officer Maiwar Pre-Poll	2	100.00	0	0.00	0	2
104	Returning Officer Mansfield Pre-Poll	0	0.00	0	0.00	0	0
105	Returning Officer Maroochydore Pre-Poll	0	0.00	0	0.00	0	0
106	Returning Officer Maryborough Pre-Poll	2	100.00	0	0.00	0	2
107	Returning Officer Mcconnel Pre-Poll	0	0.00	1	100.00	0	1
108	Returning Officer Mermaid Beach Pre-Poll	3	75.00	1	25.00	0	4
109	Returning Officer Miller Pre-Poll	1	100.00	0	0.00	0	1
110	Returning Officer Mirani Pre-Poll	1	100.00	0	0.00	0	1
111	Returning Officer Moggill Pre-Poll	0	0.00	0	0.00	0	0
112	Returning Officer Morayfield Pre-Poll	0	0.00	0	0.00	0	0
113	Returning Officer Mount Ommaney Pre-	0	0.00	2	100.00	0	2
114	Returning Officer Mudgeeraba Pre-Poll	0	0.00	0	0.00	0	0
115	Returning Officer Mulgrave Pre-Poll	0	0.00	0	0.00	0	0
116	Returning Officer Mundingburra Pre-Poll	0	0.00	0	0.00	0	0
117	Returning Officer Murrumba Pre-Poll	2	100.00	0	0.00	0	2
118	Returning Officer Nanango Pre-Poll	0	0.00	1	100.00	0	1
119	Returning Officer Nicklin Pre-Poll	0	0.00	4	100.00	0	4
120	Returning Officer Ninderry Pre-Poll	1	100.00	0	0.00	0	1

2017 State General Election

Two Candidate Preferred Results After Preferences By Booth

86. Toowoomba North						36,602
		WATTS, Trevor LNP		SHINE, Kerry ALP		Total Exhausted	Total Formal
No.	Polling Booth	Votes	%	Votes	%	Votes	Votes
121	Returning Officer Noosa Pre-Poll	0	0.00	0	0.00	0	0
122	Returning Officer Nudgee Pre-Poll	0	0.00	1	100.00	0	1
123	Returning Officer Oodgeroo Pre-Poll	0	0.00	0	0.00	0	0
124	Returning Officer Pine Rivers Pre-Poll	0	0.00	0	0.00	0	0
125	Returning Officer Pumicestone Pre-Poll	1	100.00	0	0.00	0	1
126	Returning Officer Redcliffe Pre-Poll	0	0.00	0	0.00	0	0
127	Returning Officer Redlands Pre-Poll	0	0.00	0	0.00	0	0
128	Returning Officer Rockhampton Pre-Poll	5	100.00	0	0.00	0	5
129	Returning Officer Sandgate Pre-Poll	0	0.00	0	0.00	0	0
130	Returning Officer Scenic Rim Pre-Poll	3	100.00	0	0.00	0	3
131	Returning Officer South Brisbane Pre-Poll	0	0.00	0	0.00	0	0
132	Returning Officer Southern Downs Pre-	4	66.67	2	33.33	0	6
133	Returning Officer Southport Pre-Poll	0	0.00	0	0.00	0	0
134	Returning Officer Springwood Pre-Poll	1	100.00	0	0.00	0	1
135	Returning Officer Stafford Pre-Poll	1	100.00	0	0.00	0	1
136	Returning Officer Stretton Pre-Poll	0	0.00	0	0.00	0	0
137	Returning Officer Surfers Paradise Pre-	1	100.00	0	0.00	0	1
138	Returning Officer Theodore Pre-Poll	0	0.00	0	0.00	0	0
139	Returning Officer Thuringowa Pre-Poll	0	0.00	0	0.00	0	0
140	Returning Officer Toohey Pre-Poll	0	0.00	0	0.00	0	0
141	Returning Officer Toowoomba South Pre-	391	55.46	314	44.54	0	705
142	Returning Officer Townsville Pre-Poll	0	0.00	0	0.00	0	0
143	Returning Officer Traeger Pre-Poll	1	100.00	0	0.00	0	1
144	Returning Officer Warrego Pre-Poll	7	77.78	2	22.22	0	9
145	Returning Officer Waterford Pre-Poll	0	0.00	0	0.00	0	0
146	Returning Officer Whitsunday Pre-Poll	1	100.00	0	0.00	0	1
147	Returning Officer Woodridge Pre-Poll	0	0.00	0	0.00	0	0
	Polling Booth Totals	**13,752**	**54.52**	**11,471**	**45.48**	**0**	**25,223**
301	Postal, Special Postal, Unenrolled Votes	2,580	62.27	1,563	37.73	0	4,143
302	Pre-Poll (In Person) Absent Votes	74	63.79	42	36.21	0	116
303	Polling Day Absent Votes	845	58.16	608	41.84	0	1,453
305	Declared Institution Votes	39	47.56	43	52.44	0	82
306	Polling Day Declaration Votes	47	48.45	50	51.55	0	97
308	Uncertain Identity	0	0.00	0	0.00	0	0
	Declaration Vote Totals	**3,585**	**60.86**	**2,306**	**39.14**	**0**	**5,891**
	Total Final Preference Votes	**17,337**	**55.72**	**13,777**	**44.28**	**0**	**31,114**

2017 State General Election

Two Candidate Preferred Results After Preferences By Booth

87. Toowoomba South						37,415
		JANETZKI, David LNP		KRAUSE, Susan ALP		Total Exhausted	Total Formal
No.	Polling Booth	Votes	%	Votes	%	Votes	Votes
1	Centenary Heights	1,408	53.60	1,219	46.40	0	2,627
2	Darling Heights	1,072	53.15	945	46.85	0	2,017
3	Drayton	183	55.12	149	44.88	0	332
4	Gabbinbar	1,093	67.72	521	32.28	0	1,614
5	Glenvale	726	53.30	636	46.70	0	1,362
6	Harristown	1,050	50.38	1,034	49.62	0	2,084
7	Hume Street South	542	58.41	386	41.59	0	928
8	Middle Ridge	1,596	62.98	938	37.02	0	2,534
9	Newtown	116	53.21	102	46.79	0	218
10	Rangeville	1,481	59.38	1,013	40.62	0	2,494
11	St Josephs	301	58.11	217	41.89	0	518
12	Toowoomba	110	48.67	116	51.33	0	226
13	Toowoomba East	71	51.45	67	48.55	0	138
14	Tor Street	455	56.31	353	43.69	0	808
15	West Street	468	57.56	345	42.44	0	813
16	Wilsonton	80	46.51	92	53.49	0	172
17	Brisbane CBD All-Districts Centre	8	61.54	5	38.46	0	13
18	Bundaberg All-Districts Centre	0	0.00	0	0.00	0	0
19	Burleigh All-Districts Centre	2	66.67	1	33.33	0	3
20	Cairns All-Districts Centre	3	50.00	3	50.00	0	6
21	East Brisbane All-Districts Centre	2	50.00	2	50.00	0	4
22	Hervey Bay All-Districts Centre	0	0.00	0	0.00	0	0
23	Mackay All-Districts Centre	0	0.00	0	0.00	0	0
24	Maroochydore All-Districts Centre	2	100.00	0	0.00	0	2
25	Morayfield All-Districts Centre	0	0.00	1	100.00	0	1
26	Noosa All-Districts Centre	3	75.00	1	25.00	0	4
27	Oodgeroo All-Districts Centre	0	0.00	0	0.00	0	0
28	Redcliffe All-Districts Centre	0	0.00	1	100.00	0	1
29	Southport All-Districts Centre	1	100.00	0	0.00	0	1
30	Telephone Voting	5	71.43	2	28.57	0	7
31	Townsville All-Districts Centre	2	66.67	1	33.33	0	3
32	Vulture Street All-Districts Centre	2	100.00	0	0.00	0	2
33	Woolloongabba All-Districts Centre	4	80.00	1	20.00	0	5
34	Brisbane CBD All-Districts Centre Pre-Poll	15	42.86	20	57.14	0	35
35	Bundaberg All-Districts Centre Pre-Poll	3	50.00	3	50.00	0	6
36	Burleigh All-Districts Centre Pre-Poll	3	50.00	3	50.00	0	6
37	Cairns All-Districts Centre Pre-Poll	0	0.00	0	0.00	0	0
38	Electoral Visit	332	69.46	146	30.54	0	478
39	Hervey Bay All-Districts Centre Pre-poll	5	62.50	3	37.50	0	8
40	Mackay All-Districts Centre Pre-Poll	0	0.00	2	100.00	0	2

2017 State General Election

Two Candidate Preferred Results After Preferences By Booth

87. Toowoomba South						37,415
		JANETZKI, David LNP		KRAUSE, Susan ALP		Total Exhausted	Total Formal
No.	Polling Booth	Votes	%	Votes	%	Votes	Votes
41	Maroochydore All-Districts Centre Pre-	6	85.71	1	14.29	0	7
42	Morayfield All-Districts Centre Pre-poll	4	100.00	0	0.00	0	4
43	Noosa All-Districts Centre Pre-Poll	1	100.00	0	0.00	0	1
44	Oodgeroo All-Districts Centre Pre-Poll	1	100.00	0	0.00	0	1
45	Redcliffe All-Districts Centre Pre-Poll	0	0.00	1	100.00	0	1
46	Southport All-Districts Centre Pre-Poll	2	33.33	4	66.67	0	6
47	Telephone Voting - Pre-poll	0	0.00	5	100.00	0	5
48	Townsville All-Districts Centre Pre-Poll	4	50.00	4	50.00	0	8
49	eAssist - Coorparoo Pre-Poll	0	0.00	0	0.00	0	0
50	Returning Officer Toowoomba South Pre-	2,998	63.56	1,719	36.44	0	4,717
51	Returning Officer Algester Pre-Poll	0	0.00	0	0.00	0	0
52	Returning Officer Aspley Pre-Poll	0	0.00	0	0.00	0	0
53	Returning Officer Bancroft Pre-Poll	0	0.00	0	0.00	0	0
54	Returning Officer Barron River Pre-Poll	0	0.00	2	100.00	0	2
55	Returning Officer Bonney Pre-Poll	0	0.00	1	100.00	0	1
56	Returning Officer Broadwater Pre-Poll	0	0.00	0	0.00	0	0
57	Returning Officer Buderim Pre-Poll	1	25.00	3	75.00	0	4
58	Returning Officer Bulimba Pre-Poll	2	100.00	0	0.00	0	2
59	Returning Officer Bundaberg Pre-Poll	3	50.00	3	50.00	0	6
60	Returning Officer Bundamba Pre-Poll	0	0.00	0	0.00	0	0
61	Returning Officer Burdekin Pre-Poll	0	0.00	0	0.00	0	0
62	Returning Officer Burleigh Pre-Poll	0	0.00	0	0.00	0	0
63	Returning Officer Burnett Pre-Poll	0	0.00	0	0.00	0	0
64	Returning Officer Cairns Pre-Poll	0	0.00	0	0.00	0	0
65	Returning Officer Callide Pre-Poll	0	0.00	0	0.00	0	0
66	Returning Officer Caloundra Pre-Poll	3	42.86	4	57.14	0	7
67	Returning Officer Capalaba Pre-Poll	1	100.00	0	0.00	0	1
68	Returning Officer Chatsworth Pre-Poll	0	0.00	0	0.00	0	0
69	Returning Officer Clayfield Pre-Poll	0	0.00	0	0.00	0	0
70	Returning Officer Condamine Pre-Poll	9	69.23	4	30.77	0	13
71	Returning Officer Cook Pre-Poll	0	0.00	0	0.00	0	0
72	Returning Officer Coomera Pre-Poll	0	0.00	1	100.00	0	1
73	Returning Officer Cooper Pre-Poll	1	50.00	1	50.00	0	2
74	Returning Officer Currumbin Pre-Poll	0	0.00	1	100.00	0	1
75	Returning Officer Everton Pre-Poll	0	0.00	1	100.00	0	1
76	Returning Officer Ferny Grove Pre-Poll	1	100.00	0	0.00	0	1
77	Returning Officer Gaven Pre-Poll	0	0.00	0	0.00	0	0
78	Returning Officer Gladstone Pre-Poll	0	0.00	1	100.00	0	1
79	Returning Officer Glass House Pre-Poll	1	100.00	0	0.00	0	1
80	Returning Officer Greenslopes Pre-Poll	2	100.00	0	0.00	0	2

2017 State General Election

Two Candidate Preferred Results After Preferences By Booth

87. Toowoomba South							37,415
		JANETZKI, David LNP		KRAUSE, Susan ALP		Total Exhausted	Total Formal
No.	Polling Booth	Votes	%	Votes	%	Votes	Votes
81	Returning Officer Gregory Pre-Poll	1	100.00	0	0.00	0	1
82	Returning Officer Gympie Pre-Poll	1	100.00	0	0.00	0	1
83	Returning Officer Hervey Bay Pre-Poll	0	0.00	0	0.00	0	0
84	Returning Officer Hill Pre-Poll	0	0.00	0	0.00	0	0
85	Returning Officer Hinchinbrook Pre-Poll	0	0.00	0	0.00	0	0
86	Returning Officer Inala Pre-Poll	1	50.00	1	50.00	0	2
87	Returning Officer Ipswich Pre-Poll	2	33.33	4	66.67	0	6
88	Returning Officer Ipswich West Pre-Poll	0	0.00	0	0.00	0	0
89	Returning Officer Jordan Pre-Poll	0	0.00	0	0.00	0	0
90	Returning Officer Kawana Pre-Poll	5	83.33	1	16.67	0	6
91	Returning Officer Keppel Pre-Poll	0	0.00	0	0.00	0	0
92	Returning Officer Kurwongbah Pre-Poll	0	0.00	0	0.00	0	0
93	Returning Officer Lockyer Pre-Poll	12	66.67	6	33.33	0	18
94	Returning Officer Logan Pre-Poll	1	100.00	0	0.00	0	1
95	Returning Officer Lytton Pre-Poll	2	66.67	1	33.33	0	3
96	Returning Officer Macalister Pre-Poll	0	0.00	0	0.00	0	0
97	Returning Officer Mackay Pre-Poll	0	0.00	0	0.00	0	0
98	Returning Officer Maiwar Pre-Poll	4	80.00	1	20.00	0	5
99	Returning Officer Mansfield Pre-Poll	1	100.00	0	0.00	0	1
100	Returning Officer Maroochydore Pre-Poll	0	0.00	0	0.00	0	0
101	Returning Officer Maryborough Pre-Poll	0	0.00	1	100.00	0	1
102	Returning Officer Mcconnel Pre-Poll	0	0.00	0	0.00	0	0
103	Returning Officer Mermaid Beach Pre-Poll	3	75.00	1	25.00	0	4
104	Returning Officer Miller Pre-Poll	0	0.00	0	0.00	0	0
105	Returning Officer Mirani Pre-Poll	0	0.00	0	0.00	0	0
106	Returning Officer Moggill Pre-Poll	0	0.00	0	0.00	0	0
107	Returning Officer Morayfield Pre-Poll	0	0.00	0	0.00	0	0
108	Returning Officer Mount Ommaney Pre-	0	0.00	1	100.00	0	1
109	Returning Officer Mudgeeraba Pre-Poll	0	0.00	0	0.00	0	0
110	Returning Officer Mulgrave Pre-Poll	0	0.00	0	0.00	0	0
111	Returning Officer Mundingburra Pre-Poll	0	0.00	0	0.00	0	0
112	Returning Officer Murrumba Pre-Poll	2	66.67	1	33.33	0	3
113	Returning Officer Nanango Pre-Poll	0	0.00	3	100.00	0	3
114	Returning Officer Nicklin Pre-Poll	0	0.00	0	0.00	0	0
115	Returning Officer Ninderry Pre-Poll	0	0.00	0	0.00	0	0
116	Returning Officer Noosa Pre-Poll	0	0.00	0	0.00	0	0
117	Returning Officer Nudgee Pre-Poll	0	0.00	0	0.00	0	0
118	Returning Officer Oodgeroo Pre-Poll	0	0.00	0	0.00	0	0
119	Returning Officer Pine Rivers Pre-Poll	1	100.00	0	0.00	0	1
120	Returning Officer Pumicestone Pre-Poll	2	66.67	1	33.33	0	3

2017 State General Election

Two Candidate Preferred Results After Preferences By Booth

87. Toowoomba South						37,415
		JANETZKI, David LNP		KRAUSE, Susan ALP		Total Exhausted	Total Formal
No.	Polling Booth	Votes	%	Votes	%	Votes	Votes
121	Returning Officer Redcliffe Pre-Poll	0	0.00	0	0.00	0	0
122	Returning Officer Redlands Pre-Poll	0	0.00	0	0.00	0	0
123	Returning Officer Rockhampton Pre-Poll	0	0.00	0	0.00	0	0
124	Returning Officer Sandgate Pre-Poll	1	100.00	0	0.00	0	1
125	Returning Officer Scenic Rim Pre-Poll	0	0.00	0	0.00	0	0
126	Returning Officer South Brisbane Pre-Poll	1	100.00	0	0.00	0	1
127	Returning Officer Southern Downs Pre-	5	45.45	6	54.55	0	11
128	Returning Officer Southport Pre-Poll	0	0.00	0	0.00	0	0
129	Returning Officer Springwood Pre-Poll	0	0.00	0	0.00	0	0
130	Returning Officer Stafford Pre-Poll	0	0.00	0	0.00	0	0
131	Returning Officer Stretton Pre-Poll	0	0.00	0	0.00	0	0
132	Returning Officer Surfers Paradise Pre-	1	33.33	2	66.67	0	3
133	Returning Officer Theodore Pre-Poll	1	50.00	1	50.00	0	2
134	Returning Officer Thuringowa Pre-Poll	0	0.00	0	0.00	0	0
135	Returning Officer Toohey Pre-Poll	0	0.00	0	0.00	0	0
136	Returning Officer Toowoomba North Pre-	1,197	64.60	656	35.40	0	1,853
137	Returning Officer Townsville Pre-Poll	0	0.00	0	0.00	0	0
138	Returning Officer Traeger Pre-Poll	0	0.00	0	0.00	0	0
139	Returning Officer Warrego Pre-Poll	5	55.56	4	44.44	0	9
140	Returning Officer Waterford Pre-Poll	0	0.00	0	0.00	0	0
141	Returning Officer Whitsunday Pre-Poll	1	50.00	1	50.00	0	2
142	Returning Officer Woodridge Pre-Poll	0	0.00	1	100.00	0	1
	Polling Booth Totals	**15,434**	**58.88**	**10,777**	**41.12**	**0**	**26,211**
301	Postal, Special Postal, Unenrolled Votes	2,948	67.54	1,417	32.46	0	4,365
302	Pre-Poll (In Person) Absent Votes	0	0.00	0	0.00	0	0
303	Polling Day Absent Votes	803	57.07	604	42.93	0	1,407
305	Declared Institution Votes	23	57.50	17	42.50	0	40
306	Polling Day Declaration Votes	0	0.00	0	0.00	0	0
308	Uncertain Identity	0	0.00	0	0.00	0	0
	Declaration Vote Totals	**3,774**	**64.93**	**2,038**	**35.07**	**0**	**5,812**
	Total Final Preference Votes	**19,208**	**59.98**	**12,815**	**40.02**	**0**	**32,023**

2017 State General Election

Two Candidate Preferred Results After Preferences By Booth

88. Townsville						34,926
		STEWART, Scott ALP		SCOTT, Casie LNP		Total Exhausted	Total Formal
No.	Polling Booth	Votes	%	Votes	%	Votes	Votes
1	Arcadia	283	58.84	198	41.16	0	481
2	Belgian Gardens	629	50.56	615	49.44	0	1,244
3	Currajong	402	55.60	321	44.40	0	723
4	Cutheringa	298	57.86	217	42.14	0	515
5	Douglas	93	58.86	65	41.14	0	158
6	Garbutt	572	55.86	452	44.14	0	1,024
7	Heatley	102	60.00	68	40.00	0	170
8	Hermit Park	731	57.15	548	42.85	0	1,279
9	Kirwan	201	50.63	196	49.37	0	397
10	Kirwan High	106	55.21	86	44.79	0	192
11	Mount Louisa	986	43.23	1,295	56.77	0	2,281
12	Mundingburra	185	58.36	132	41.64	0	317
13	Nelly Bay	421	58.88	294	41.12	0	715
14	North Ward	995	46.98	1,123	53.02	0	2,118
15	Oonoonba	70	50.36	69	49.64	0	139
16	Palm Island	320	73.56	115	26.44	0	435
17	Pimlico	426	58.84	298	41.16	0	724
18	Railway Estate	613	55.32	495	44.68	0	1,108
19	Rosslea	433	53.99	369	46.01	0	802
20	South Townsville	440	51.40	416	48.60	0	856
21	Townsville West	350	58.63	247	41.37	0	597
22	Brisbane CBD All-Districts Centre	10	41.67	14	58.33	0	24
23	Bundaberg All-Districts Centre	0	0.00	0	0.00	0	0
24	Burleigh All-Districts Centre	0	0.00	0	0.00	0	0
25	Cairns All-Districts Centre	7	70.00	3	30.00	0	10
26	East Brisbane All-Districts Centre	3	60.00	2	40.00	0	5
27	Hervey Bay All-Districts Centre	0	0.00	0	0.00	0	0
28	Mackay All-Districts Centre	1	100.00	0	0.00	0	1
29	Maroochydore All-Districts Centre	2	100.00	0	0.00	0	2
30	Morayfield All-Districts Centre	0	0.00	0	0.00	0	0
31	Noosa All-Districts Centre	0	0.00	0	0.00	0	0
32	Oodgeroo All-Districts Centre	0	0.00	0	0.00	0	0
33	Redcliffe All-Districts Centre	1	50.00	1	50.00	0	2
34	Southport All-Districts Centre	0	0.00	0	0.00	0	0
35	Telephone Voting	2	100.00	0	0.00	0	2
36	Townsville All-Districts Centre	122	45.69	145	54.31	0	267
37	Vulture Street All-Districts Centre	2	66.67	1	33.33	0	3
38	Woolloongabba All-Districts Centre	1	50.00	1	50.00	0	2
39	Brisbane CBD All-Districts Centre Pre-Poll	18	46.15	21	53.85	0	39
40	Bundaberg All-Districts Centre Pre-Poll	6	54.55	5	45.45	0	11

2017 State General Election

Two Candidate Preferred Results After Preferences By Booth

88. Townsville						34,926
		STEWART, Scott ALP		SCOTT, Casie LNP		Total Exhausted	Total Formal
No.	Polling Booth	Votes	%	Votes	%	Votes	Votes
41	Burleigh All-Districts Centre Pre-Poll	5	45.45	6	54.55	0	11
42	Cairns All-Districts Centre Pre-Poll	22	59.46	15	40.54	0	37
43	Electoral Visit	68	50.00	68	50.00	0	136
44	Hervey Bay All-Districts Centre Pre-poll	1	25.00	3	75.00	0	4
45	Mackay All-Districts Centre Pre-Poll	7	70.00	3	30.00	0	10
46	Maroochydore All-Districts Centre Pre-	6	42.86	8	57.14	0	14
47	Morayfield All-Districts Centre Pre-poll	0	0.00	2	100.00	0	2
48	Noosa All-Districts Centre Pre-Poll	0	0.00	4	100.00	0	4
49	Oodgeroo All-Districts Centre Pre-Poll	0	0.00	2	100.00	0	2
50	Redcliffe All-Districts Centre Pre-Poll	0	0.00	2	100.00	0	2
51	Southport All-Districts Centre Pre-Poll	3	50.00	3	50.00	0	6
52	Telephone Voting - Pre-poll	3	50.00	3	50.00	0	6
53	Townsville All-Districts Centre Pre-Poll	3,294	43.84	4,220	56.16	0	7,514
54	eAssist - Coorparoo Pre-Poll	0	0.00	0	0.00	0	0
55	Returning Officer Townsville Pre-Poll	0	0.00	0	0.00	0	0
56	Returning Officer Algester Pre-Poll	0	0.00	0	0.00	0	0
57	Returning Officer Aspley Pre-Poll	0	0.00	0	0.00	0	0
58	Returning Officer Bancroft Pre-Poll	1	100.00	0	0.00	0	1
59	Returning Officer Barron River Pre-Poll	1	100.00	0	0.00	0	1
60	Returning Officer Bonney Pre-Poll	0	0.00	0	0.00	0	0
61	Returning Officer Broadwater Pre-Poll	1	100.00	0	0.00	0	1
62	Returning Officer Buderim Pre-Poll	2	50.00	2	50.00	0	4
63	Returning Officer Bulimba Pre-Poll	0	0.00	0	0.00	0	0
64	Returning Officer Bundaberg Pre-Poll	0	0.00	0	0.00	0	0
65	Returning Officer Bundamba Pre-Poll	0	0.00	0	0.00	0	0
66	Returning Officer Burdekin Pre-Poll	1	33.33	2	66.67	0	3
67	Returning Officer Burleigh Pre-Poll	0	0.00	0	0.00	0	0
68	Returning Officer Burnett Pre-Poll	0	0.00	0	0.00	0	0
69	Returning Officer Cairns Pre-Poll	0	0.00	0	0.00	0	0
70	Returning Officer Callide Pre-Poll	0	0.00	0	0.00	0	0
71	Returning Officer Caloundra Pre-Poll	3	50.00	3	50.00	0	6
72	Returning Officer Capalaba Pre-Poll	0	0.00	0	0.00	0	0
73	Returning Officer Chatsworth Pre-Poll	0	0.00	0	0.00	0	0
74	Returning Officer Clayfield Pre-Poll	1	50.00	1	50.00	0	2
75	Returning Officer Condamine Pre-Poll	0	0.00	0	0.00	0	0
76	Returning Officer Cook Pre-Poll	4	80.00	1	20.00	0	5
77	Returning Officer Coomera Pre-Poll	0	0.00	1	100.00	0	1
78	Returning Officer Cooper Pre-Poll	0	0.00	1	100.00	0	1
79	Returning Officer Currumbin Pre-Poll	0	0.00	3	100.00	0	3
80	Returning Officer Everton Pre-Poll	1	100.00	0	0.00	0	1

2017 State General Election

Two Candidate Preferred Results After Preferences By Booth

88. Townsville						34,926
		STEWART, Scott ALP		SCOTT, Casie LNP		Total Exhausted	Total Formal
No.	Polling Booth	Votes	%	Votes	%	Votes	Votes
81	Returning Officer Ferny Grove Pre-Poll	0	0.00	0	0.00	0	0
82	Returning Officer Gaven Pre-Poll	2	66.67	1	33.33	0	3
83	Returning Officer Gladstone Pre-Poll	5	62.50	3	37.50	0	8
84	Returning Officer Glass House Pre-Poll	0	0.00	1	100.00	0	1
85	Returning Officer Greenslopes Pre-Poll	1	100.00	0	0.00	0	1
86	Returning Officer Gregory Pre-Poll	0	0.00	0	0.00	0	0
87	Returning Officer Gympie Pre-Poll	0	0.00	0	0.00	0	0
88	Returning Officer Hervey Bay Pre-Poll	0	0.00	0	0.00	0	0
89	Returning Officer Hill Pre-Poll	2	33.33	4	66.67	0	6
90	Returning Officer Hinchinbrook Pre-Poll	5	62.50	3	37.50	0	8
91	Returning Officer Inala Pre-Poll	0	0.00	0	0.00	0	0
92	Returning Officer Ipswich Pre-Poll	0	0.00	2	100.00	0	2
93	Returning Officer Ipswich West Pre-Poll	0	0.00	0	0.00	0	0
94	Returning Officer Jordan Pre-Poll	0	0.00	0	0.00	0	0
95	Returning Officer Kawana Pre-Poll	0	0.00	0	0.00	0	0
96	Returning Officer Keppel Pre-Poll	0	0.00	0	0.00	0	0
97	Returning Officer Kurwongbah Pre-Poll	0	0.00	0	0.00	0	0
98	Returning Officer Lockyer Pre-Poll	0	0.00	0	0.00	0	0
99	Returning Officer Logan Pre-Poll	0	0.00	0	0.00	0	0
100	Returning Officer Lytton Pre-Poll	1	50.00	1	50.00	0	2
101	Returning Officer Macalister Pre-Poll	0	0.00	0	0.00	0	0
102	Returning Officer Mackay Pre-Poll	0	0.00	0	0.00	0	0
103	Returning Officer Maiwar Pre-Poll	0	0.00	1	100.00	0	1
104	Returning Officer Mansfield Pre-Poll	1	100.00	0	0.00	0	1
105	Returning Officer Maroochydore Pre-Poll	0	0.00	0	0.00	0	0
106	Returning Officer Maryborough Pre-Poll	0	0.00	1	100.00	0	1
107	Returning Officer Mcconnel Pre-Poll	2	100.00	0	0.00	0	2
108	Returning Officer Mermaid Beach Pre-Poll	1	50.00	1	50.00	0	2
109	Returning Officer Miller Pre-Poll	0	0.00	0	0.00	0	0
110	Returning Officer Mirani Pre-Poll	0	0.00	0	0.00	0	0
111	Returning Officer Moggill Pre-Poll	0	0.00	0	0.00	0	0
112	Returning Officer Morayfield Pre-Poll	0	0.00	0	0.00	0	0
113	Returning Officer Mount Ommaney Pre-	0	0.00	2	100.00	0	2
114	Returning Officer Mudgeeraba Pre-Poll	1	100.00	0	0.00	0	1
115	Returning Officer Mulgrave Pre-Poll	1	100.00	0	0.00	0	1
116	Returning Officer Mundingburra Pre-Poll	0	0.00	0	0.00	0	0
117	Returning Officer Murrumba Pre-Poll	2	100.00	0	0.00	0	2
118	Returning Officer Nanango Pre-Poll	2	50.00	2	50.00	0	4
119	Returning Officer Nicklin Pre-Poll	1	33.33	2	66.67	0	3
120	Returning Officer Ninderry Pre-Poll	1	33.33	2	66.67	0	3

2017 State General Election

Two Candidate Preferred Results After Preferences By Booth

88. Townsville						34,926
		STEWART, Scott ALP		SCOTT, Casie LNP		Total Exhausted	Total Formal
No.	Polling Booth	Votes	%	Votes	%	Votes	Votes
121	Returning Officer Noosa Pre-Poll	0	0.00	0	0.00	0	0
122	Returning Officer Nudgee Pre-Poll	0	0.00	0	0.00	0	0
123	Returning Officer Oodgeroo Pre-Poll	0	0.00	0	0.00	0	0
124	Returning Officer Pine Rivers Pre-Poll	2	66.67	1	33.33	0	3
125	Returning Officer Pumicestone Pre-Poll	0	0.00	0	0.00	0	0
126	Returning Officer Redcliffe Pre-Poll	0	0.00	0	0.00	0	0
127	Returning Officer Redlands Pre-Poll	0	0.00	2	100.00	0	2
128	Returning Officer Rockhampton Pre-Poll	4	50.00	4	50.00	0	8
129	Returning Officer Sandgate Pre-Poll	0	0.00	0	0.00	0	0
130	Returning Officer Scenic Rim Pre-Poll	0	0.00	2	100.00	0	2
131	Returning Officer South Brisbane Pre-Poll	1	100.00	0	0.00	0	1
132	Returning Officer Southern Downs Pre-	0	0.00	3	100.00	0	3
133	Returning Officer Southport Pre-Poll	0	0.00	0	0.00	0	0
134	Returning Officer Springwood Pre-Poll	1	100.00	0	0.00	0	1
135	Returning Officer Stafford Pre-Poll	0	0.00	0	0.00	0	0
136	Returning Officer Stretton Pre-Poll	0	0.00	0	0.00	0	0
137	Returning Officer Surfers Paradise Pre-	0	0.00	0	0.00	0	0
138	Returning Officer Theodore Pre-Poll	0	0.00	0	0.00	0	0
139	Returning Officer Thuringowa Pre-Poll	0	0.00	0	0.00	0	0
140	Returning Officer Toohey Pre-Poll	2	100.00	0	0.00	0	2
141	Returning Officer Toowoomba North Pre-	0	0.00	1	100.00	0	1
142	Returning Officer Toowoomba South Pre-	0	0.00	1	100.00	0	1
143	Returning Officer Traeger Pre-Poll	6	100.00	0	0.00	0	6
144	Returning Officer Warrego Pre-Poll	0	0.00	0	0.00	0	0
145	Returning Officer Waterford Pre-Poll	0	0.00	0	0.00	0	0
146	Returning Officer Whitsunday Pre-Poll	1	25.00	3	75.00	0	4
147	Returning Officer Woodridge Pre-Poll	0	0.00	0	0.00	0	0
	Polling Booth Totals	**12,300**	**50.19**	**12,208**	**49.81**	**0**	**24,508**
301	Postal, Special Postal, Unenrolled Votes	864	47.39	959	52.61	0	1,823
302	Pre-Poll (In Person) Absent Votes	130	59.09	90	40.91	0	220
303	Polling Day Absent Votes	819	55.49	657	44.51	0	1,476
305	Declared Institution Votes	7	43.75	9	56.25	0	16
306	Polling Day Declaration Votes	69	57.02	52	42.98	0	121
308	Uncertain Identity	0	0.00	0	0.00	0	0
	Declaration Vote Totals	**1,889**	**51.67**	**1,767**	**48.33**	**0**	**3,656**
	Total Final Preference Votes	**14,189**	**50.38**	**13,975**	**49.62**	**0**	**28,164**

2017 State General Election

Two Candidate Preferred Results After Preferences By Booth

89. Traeger						26,132
		KATTER, Robbie KAP		SLADE, Danielle ALP		Total Exhausted	Total Formal
No.	Polling Booth	Votes	%	Votes	%	Votes	Votes
1	Barkly	442	71.87	173	28.13	0	615
2	Central	1,263	71.36	507	28.64	0	1,770
3	Charters Towers	865	78.56	236	21.44	0	1,101
4	Charters Towers Central	416	72.47	158	27.53	0	574
5	Charters Towers East	683	81.50	155	18.50	0	838
6	Charters Towers North	469	76.26	146	23.74	0	615
7	Cloncurry	510	82.39	109	17.61	0	619
8	Croydon	92	89.32	11	10.68	0	103
9	Dajarra	34	79.07	9	20.93	0	43
10	Doomadgee	310	85.16	54	14.84	0	364
11	Georgetown	128	86.49	20	13.51	0	148
12	Happy Valley	553	69.47	243	30.53	0	796
13	Healy	604	69.75	262	30.25	0	866
14	Hughenden	490	86.27	78	13.73	0	568
15	Julia Creek	205	94.47	12	5.53	0	217
16	Kalkadoon	290	71.08	118	28.92	0	408
17	Karumba	160	82.47	34	17.53	0	194
18	Mornington Island	209	67.86	99	32.14	0	308
19	Normanton	154	81.91	34	18.09	0	188
20	Pentland	105	84.00	20	16.00	0	125
21	Ravenswood	84	88.42	11	11.58	0	95
22	Richmond	254	89.44	30	10.56	0	284
23	Sunset	521	72.66	196	27.34	0	717
24	Townview	347	70.24	147	29.76	0	494
25	Brisbane CBD All-Districts Centre	7	63.64	4	36.36	0	11
26	Bundaberg All-Districts Centre	6	66.67	3	33.33	0	9
27	Burleigh All-Districts Centre	3	37.50	5	62.50	0	8
28	Cairns All-Districts Centre	2	50.00	2	50.00	0	4
29	East Brisbane All-Districts Centre	0	0.00	0	0.00	0	0
30	Hervey Bay All-Districts Centre	0	0.00	0	0.00	0	0
31	Mackay All-Districts Centre	4	80.00	1	20.00	0	5
32	Maroochydore All-Districts Centre	0	0.00	0	0.00	0	0
33	Morayfield All-Districts Centre	2	100.00	0	0.00	0	2
34	Noosa All-Districts Centre	0	0.00	0	0.00	0	0
35	Oodgeroo All-Districts Centre	0	0.00	0	0.00	0	0
36	Redcliffe All-Districts Centre	0	0.00	0	0.00	0	0
37	Southport All-Districts Centre	0	0.00	0	0.00	0	0
38	Telephone Voting	20	76.92	6	23.08	0	26
39	Townsville All-Districts Centre	3	100.00	0	0.00	0	3
40	Vulture Street All-Districts Centre	0	0.00	0	0.00	0	0

2017 State General Election

Two Candidate Preferred Results After Preferences By Booth

89. Traeger **26,132**

No.	Polling Booth	KATTER, Robbie KAP Votes	%	SLADE, Danielle ALP Votes	%	Total Exhausted Votes	Total Formal Votes
41	Woolloongabba All-Districts Centre	0	0.00	0	0.00	0	0
42	Brisbane CBD All-Districts Centre Pre-Poll	23	82.14	5	17.86	0	28
43	Bundaberg All-Districts Centre Pre-Poll	6	66.67	3	33.33	0	9
44	Burleigh All-Districts Centre Pre-Poll	3	37.50	5	62.50	0	8
45	Cairns All-Districts Centre Pre-Poll	17	70.83	7	29.17	0	24
46	Electoral Visit	118	81.94	26	18.06	0	144
47	Hervey Bay All-Districts Centre Pre-poll	3	60.00	2	40.00	0	5
48	Mackay All-Districts Centre Pre-Poll	5	83.33	1	16.67	0	6
49	Maroochydore All-Districts Centre Pre-	3	60.00	2	40.00	0	5
50	Morayfield All-Districts Centre Pre-poll	2	50.00	2	50.00	0	4
51	Noosa All-Districts Centre Pre-Poll	1	50.00	1	50.00	0	2
52	Oodgeroo All-Districts Centre Pre-Poll	0	0.00	1	100.00	0	1
53	Redcliffe All-Districts Centre Pre-Poll	1	100.00	0	0.00	0	1
54	Southport All-Districts Centre Pre-Poll	1	33.33	2	66.67	0	3
55	Telephone Voting - Pre-poll	22	78.57	6	21.43	0	28
56	Townsville All-Districts Centre Pre-Poll	162	83.94	31	16.06	0	193
57	eAssist - Coorparoo Pre-Poll	0	0.00	0	0.00	0	0
58	Camooweal Pre-poll	55	88.71	7	11.29	0	62
59	Charters Towers Pre-Poll	1,630	85.21	283	14.79	0	1,913
60	Cloncurry Pre-Poll	403	86.30	64	13.70	0	467
61	Normanton Pre-Poll	253	81.88	56	18.12	0	309
62	Returning Officer Traeger Pre-Poll	1,484	72.96	550	27.04	0	2,034
63	Returning Officer Algester Pre-Poll	0	0.00	0	0.00	0	0
64	Returning Officer Aspley Pre-Poll	1	100.00	0	0.00	0	1
65	Returning Officer Bancroft Pre-Poll	0	0.00	0	0.00	0	0
66	Returning Officer Barron River Pre-Poll	1	100.00	0	0.00	0	1
67	Returning Officer Bonney Pre-Poll	0	0.00	0	0.00	0	0
68	Returning Officer Broadwater Pre-Poll	0	0.00	0	0.00	0	0
69	Returning Officer Buderim Pre-Poll	0	0.00	0	0.00	0	0
70	Returning Officer Bulimba Pre-Poll	0	0.00	1	100.00	0	1
71	Returning Officer Bundaberg Pre-Poll	0	0.00	0	0.00	0	0
72	Returning Officer Bundamba Pre-Poll	2	66.67	1	33.33	0	3
73	Returning Officer Burdekin Pre-Poll	3	100.00	0	0.00	0	3
74	Returning Officer Burleigh Pre-Poll	0	0.00	0	0.00	0	0
75	Returning Officer Burnett Pre-Poll	0	0.00	0	0.00	0	0
76	Returning Officer Cairns Pre-Poll	0	0.00	0	0.00	0	0
77	Returning Officer Callide Pre-Poll	1	100.00	0	0.00	0	1
78	Returning Officer Caloundra Pre-Poll	1	50.00	1	50.00	0	2
79	Returning Officer Capalaba Pre-Poll	3	60.00	2	40.00	0	5
80	Returning Officer Chatsworth Pre-Poll	0	0.00	2	100.00	0	2

2017 State General Election

Two Candidate Preferred Results After Preferences By Booth

89. Traeger						26,132
		KATTER, Robbie KAP		SLADE, Danielle ALP		Total Exhausted	Total Formal
No.	Polling Booth	Votes	%	Votes	%	Votes	Votes
81	Returning Officer Clayfield Pre-Poll	0	0.00	0	0.00	0	0
82	Returning Officer Condamine Pre-Poll	0	0.00	0	0.00	0	0
83	Returning Officer Cook Pre-Poll	17	100.00	0	0.00	0	17
84	Returning Officer Coomera Pre-Poll	0	0.00	0	0.00	0	0
85	Returning Officer Cooper Pre-Poll	0	0.00	0	0.00	0	0
86	Returning Officer Currumbin Pre-Poll	0	0.00	0	0.00	0	0
87	Returning Officer Everton Pre-Poll	0	0.00	0	0.00	0	0
88	Returning Officer Ferny Grove Pre-Poll	0	0.00	0	0.00	0	0
89	Returning Officer Gaven Pre-Poll	1	100.00	0	0.00	0	1
90	Returning Officer Gladstone Pre-Poll	2	66.67	1	33.33	0	3
91	Returning Officer Glass House Pre-Poll	3	100.00	0	0.00	0	3
92	Returning Officer Greenslopes Pre-Poll	0	0.00	0	0.00	0	0
93	Returning Officer Gregory Pre-Poll	7	87.50	1	12.50	0	8
94	Returning Officer Gympie Pre-Poll	3	100.00	0	0.00	0	3
95	Returning Officer Hervey Bay Pre-Poll	0	0.00	0	0.00	0	0
96	Returning Officer Hill Pre-Poll	4	100.00	0	0.00	0	4
97	Returning Officer Hinchinbrook Pre-Poll	10	100.00	0	0.00	0	10
98	Returning Officer Inala Pre-Poll	0	0.00	0	0.00	0	0
99	Returning Officer Ipswich Pre-Poll	1	100.00	0	0.00	0	1
100	Returning Officer Ipswich West Pre-Poll	0	0.00	0	0.00	0	0
101	Returning Officer Jordan Pre-Poll	1	100.00	0	0.00	0	1
102	Returning Officer Kawana Pre-Poll	1	100.00	0	0.00	0	1
103	Returning Officer Keppel Pre-Poll	2	66.67	1	33.33	0	3
104	Returning Officer Kurwongbah Pre-Poll	0	0.00	2	100.00	0	2
105	Returning Officer Lockyer Pre-Poll	1	100.00	0	0.00	0	1
106	Returning Officer Logan Pre-Poll	1	100.00	0	0.00	0	1
107	Returning Officer Lytton Pre-Poll	4	57.14	3	42.86	0	7
108	Returning Officer Macalister Pre-Poll	0	0.00	0	0.00	0	0
109	Returning Officer Mackay Pre-Poll	0	0.00	0	0.00	0	0
110	Returning Officer Maiwar Pre-Poll	1	100.00	0	0.00	0	1
111	Returning Officer Mansfield Pre-Poll	1	100.00	0	0.00	0	1
112	Returning Officer Maroochydore Pre-Poll	0	0.00	0	0.00	0	0
113	Returning Officer Maryborough Pre-Poll	1	50.00	1	50.00	0	2
114	Returning Officer Mcconnel Pre-Poll	0	0.00	0	0.00	0	0
115	Returning Officer Mermaid Beach Pre-Poll	0	0.00	0	0.00	0	0
116	Returning Officer Miller Pre-Poll	0	0.00	0	0.00	0	0
117	Returning Officer Mirani Pre-Poll	0	0.00	0	0.00	0	0
118	Returning Officer Moggill Pre-Poll	0	0.00	0	0.00	0	0
119	Returning Officer Morayfield Pre-Poll	0	0.00	0	0.00	0	0
120	Returning Officer Mount Ommaney Pre-	0	0.00	0	0.00	0	0

2017 State General Election

Two Candidate Preferred Results After Preferences By Booth

89. Traeger						26,132
		KATTER, Robbie KAP		SLADE, Danielle ALP		Total Exhausted	Total Formal
No.	Polling Booth	Votes	%	Votes	%	Votes	Votes
121	Returning Officer Mudgeeraba Pre-Poll	0	0.00	0	0.00	0	0
122	Returning Officer Mulgrave Pre-Poll	1	100.00	0	0.00	0	1
123	Returning Officer Mundingburra Pre-Poll	0	0.00	0	0.00	0	0
124	Returning Officer Murrumba Pre-Poll	0	0.00	1	100.00	0	1
125	Returning Officer Nanango Pre-Poll	0	0.00	0	0.00	0	0
126	Returning Officer Nicklin Pre-Poll	1	100.00	0	0.00	0	1
127	Returning Officer Ninderry Pre-Poll	0	0.00	0	0.00	0	0
128	Returning Officer Noosa Pre-Poll	0	0.00	0	0.00	0	0
129	Returning Officer Nudgee Pre-Poll	1	100.00	0	0.00	0	1
130	Returning Officer Oodgeroo Pre-Poll	0	0.00	0	0.00	0	0
131	Returning Officer Pine Rivers Pre-Poll	0	0.00	0	0.00	0	0
132	Returning Officer Pumicestone Pre-Poll	0	0.00	0	0.00	0	0
133	Returning Officer Redcliffe Pre-Poll	0	0.00	0	0.00	0	0
134	Returning Officer Redlands Pre-Poll	1	100.00	0	0.00	0	1
135	Returning Officer Rockhampton Pre-Poll	5	100.00	0	0.00	0	5
136	Returning Officer Sandgate Pre-Poll	0	0.00	0	0.00	0	0
137	Returning Officer Scenic Rim Pre-Poll	8	100.00	0	0.00	0	8
138	Returning Officer South Brisbane Pre-Poll	1	100.00	0	0.00	0	1
139	Returning Officer Southern Downs Pre-	2	100.00	0	0.00	0	2
140	Returning Officer Southport Pre-Poll	0	0.00	0	0.00	0	0
141	Returning Officer Springwood Pre-Poll	3	100.00	0	0.00	0	3
142	Returning Officer Stafford Pre-Poll	1	100.00	0	0.00	0	1
143	Returning Officer Stretton Pre-Poll	2	100.00	0	0.00	0	2
144	Returning Officer Surfers Paradise Pre-	0	0.00	0	0.00	0	0
145	Returning Officer Theodore Pre-Poll	3	100.00	0	0.00	0	3
146	Returning Officer Thuringowa Pre-Poll	0	0.00	0	0.00	0	0
147	Returning Officer Toohey Pre-Poll	1	100.00	0	0.00	0	1
148	Returning Officer Toowoomba North Pre-	2	100.00	0	0.00	0	2
149	Returning Officer Toowoomba South Pre-	0	0.00	2	100.00	0	2
150	Returning Officer Townsville Pre-Poll	0	0.00	0	0.00	0	0
151	Returning Officer Warrego Pre-Poll	2	100.00	0	0.00	0	2
152	Returning Officer Waterford Pre-Poll	0	0.00	0	0.00	0	0
153	Returning Officer Whitsunday Pre-Poll	0	0.00	0	0.00	0	0
154	Returning Officer Woodridge Pre-Poll	0	0.00	1	100.00	0	1
	Polling Booth Totals	**13,534**	**77.38**	**3,957**	**22.62**	**0**	**17,491**
301	Postal, Special Postal, Unenrolled Votes	1,638	90.75	167	9.25	0	1,805
302	Pre-Poll (In Person) Absent Votes	171	79.91	43	20.09	0	214
303	Polling Day Absent Votes	761	76.02	240	23.98	0	1,001
305	Declared Institution Votes	20	86.96	3	13.04	0	23
306	Polling Day Declaration Votes	39	66.10	20	33.90	0	59

2017 State General Election

Two Candidate Preferred Results After Preferences By Booth

89. Traeger						26,132
	KATTER, Robbie KAP		SLADE, Danielle ALP		Total Exhausted	Total Formal
No. Polling Booth	Votes	%	Votes	%	Votes	Votes
308 Uncertain Identity	0	0.00	0	0.00	0	0
Declaration Vote Totals	**2,629**	**84.75**	**473**	**15.25**	**0**	**3,102**
Total Final Preference Votes	**16,163**	**78.49**	**4,430**	**21.51**	**0**	**20,593**

2017 State General Election

Two Candidate Preferred Results After Preferences By Booth

90. Warrego						29,615
		LEAHY, Ann LNP		LOUGHNAN, Rob KAP		Total Exhausted	Total Formal
No.	Polling Booth	Votes	%	Votes	%	Votes	Votes
1	Augathella	106	56.99	80	43.01	0	186
2	Bollon	65	69.15	29	30.85	0	94
3	Charleville	286	49.06	297	50.94	0	583
4	Charleville High	89	50.00	89	50.00	0	178
5	Condamine	87	63.04	51	36.96	0	138
6	Cunnamulla	166	54.97	136	45.03	0	302
7	Dalby	808	59.54	549	40.46	0	1,357
8	Dalby North	677	60.28	446	39.72	0	1,123
9	Dalby South	727	58.72	511	41.28	0	1,238
10	Dalby West	706	55.99	555	44.01	0	1,261
11	Dirranbandi	125	64.10	70	35.90	0	195
12	Dulacca	46	56.79	35	43.21	0	81
13	Eulo	11	55.00	9	45.00	0	20
14	Hebel	28	80.00	7	20.00	0	35
15	Inglestone	22	62.86	13	37.14	0	35
16	Injune	75	47.47	83	52.53	0	158
17	Kaimkillenbun	101	69.18	45	30.82	0	146
18	Kogan	35	33.98	68	66.02	0	103
19	Macalister	57	64.04	32	35.96	0	89
20	Meandarra	71	67.62	34	32.38	0	105
21	Mitchell	282	59.12	195	40.88	0	477
22	Moonie	42	66.67	21	33.33	0	63
23	Morven	66	60.55	43	39.45	0	109
24	Muckadilla	23	52.27	21	47.73	0	44
25	Mungallala	11	45.83	13	54.17	0	24
26	Mungindi	35	66.04	18	33.96	0	53
27	Quilpie	139	58.16	100	41.84	0	239
28	Roma	419	52.31	382	47.69	0	801
29	Roma School	751	50.57	734	49.43	0	1,485
30	St George	540	62.79	320	37.21	0	860
31	Surat	156	59.09	108	40.91	0	264
32	Tara	330	51.56	310	48.44	0	640
33	Thallon	45	66.18	23	33.82	0	68
34	Thargomindah	57	54.81	47	45.19	0	104
35	The Gums	52	73.24	19	26.76	0	71
36	Wallumbilla	167	71.37	67	28.63	0	234
37	Wyandra	9	69.23	4	30.77	0	13
38	Yuleba	93	64.58	51	35.42	0	144
39	Brisbane CBD All-Districts Centre	6	75.00	2	25.00	0	8
40	Bundaberg All-Districts Centre	0	0.00	1	100.00	0	1

2017 State General Election

Two Candidate Preferred Results After Preferences By Booth

90. Warrego						29,615
		LEAHY, Ann LNP		LOUGHNAN, Rob KAP		Total Exhausted	Total Formal
No.	Polling Booth	Votes	%	Votes	%	Votes	Votes
41	Burleigh All-Districts Centre	1	100.00	0	0.00	0	1
42	Cairns All-Districts Centre	0	0.00	0	0.00	0	0
43	East Brisbane All-Districts Centre	0	0.00	4	100.00	0	4
44	Hervey Bay All-Districts Centre	1	50.00	1	50.00	0	2
45	Mackay All-Districts Centre	0	0.00	0	0.00	0	0
46	Maroochydore All-Districts Centre	0	0.00	0	0.00	0	0
47	Morayfield All-Districts Centre	0	0.00	0	0.00	0	0
48	Noosa All-Districts Centre	1	100.00	0	0.00	0	1
49	Oodgeroo All-Districts Centre	0	0.00	0	0.00	0	0
50	Redcliffe All-Districts Centre	0	0.00	0	0.00	0	0
51	Southport All-Districts Centre	0	0.00	0	0.00	0	0
52	Telephone Voting	2	40.00	3	60.00	0	5
53	Townsville All-Districts Centre	0	0.00	0	0.00	0	0
54	Vulture Street All-Districts Centre	1	33.33	2	66.67	0	3
55	Woolloongabba All-Districts Centre	0	0.00	0	0.00	0	0
56	Brisbane CBD All-Districts Centre Pre-Poll	8	42.11	11	57.89	0	19
57	Bundaberg All-Districts Centre Pre-Poll	2	40.00	3	60.00	0	5
58	Burleigh All-Districts Centre Pre-Poll	7	100.00	0	0.00	0	7
59	Cairns All-Districts Centre Pre-Poll	1	25.00	3	75.00	0	4
60	Electoral Visit	153	63.49	88	36.51	0	241
61	Hervey Bay All-Districts Centre Pre-poll	2	28.57	5	71.43	0	7
62	Mackay All-Districts Centre Pre-Poll	1	33.33	2	66.67	0	3
63	Maroochydore All-Districts Centre Pre-	7	87.50	1	12.50	0	8
64	Morayfield All-Districts Centre Pre-poll	1	100.00	0	0.00	0	1
65	Noosa All-Districts Centre Pre-Poll	1	50.00	1	50.00	0	2
66	Oodgeroo All-Districts Centre Pre-Poll	1	33.33	2	66.67	0	3
67	Redcliffe All-Districts Centre Pre-Poll	2	50.00	2	50.00	0	4
68	Southport All-Districts Centre Pre-Poll	1	50.00	1	50.00	0	2
69	Telephone Voting - Pre-poll	6	66.67	3	33.33	0	9
70	Townsville All-Districts Centre Pre-Poll	3	37.50	5	62.50	0	8
71	eAssist - Coorparoo Pre-Poll	0	0.00	1	100.00	0	1
72	Charleville Pre-Poll	483	53.91	413	46.09	0	896
73	Cunnamulla Pre-Poll	126	56.25	98	43.75	0	224
74	Injune Pre-Poll	58	58.59	41	41.41	0	99
75	Roma Pre-Poll	726	57.76	531	42.24	0	1,257
76	St George Pre-Poll	284	61.34	179	38.66	0	463
77	Tara Pre-Poll	71	56.80	54	43.20	0	125
78	Returning Officer Warrego Pre-Poll	1,028	66.15	526	33.85	0	1,554
79	Returning Officer Algester Pre-Poll	0	0.00	0	0.00	0	0
80	Returning Officer Aspley Pre-Poll	0	0.00	0	0.00	0	0

2017 State General Election

Two Candidate Preferred Results After Preferences By Booth

90. Warrego						29,615
		LEAHY, Ann LNP		LOUGHNAN, Rob KAP		Total Exhausted	Total Formal
No.	Polling Booth	Votes	%	Votes	%	Votes	Votes
81	Returning Officer Bancroft Pre-Poll	0	0.00	0	0.00	0	0
82	Returning Officer Barron River Pre-Poll	0	0.00	2	100.00	0	2
83	Returning Officer Bonney Pre-Poll	0	0.00	0	0.00	0	0
84	Returning Officer Broadwater Pre-Poll	1	33.33	2	66.67	0	3
85	Returning Officer Buderim Pre-Poll	0	0.00	0	0.00	0	0
86	Returning Officer Bulimba Pre-Poll	0	0.00	0	0.00	0	0
87	Returning Officer Bundaberg Pre-Poll	0	0.00	0	0.00	0	0
88	Returning Officer Bundamba Pre-Poll	0	0.00	0	0.00	0	0
89	Returning Officer Burdekin Pre-Poll	0	0.00	0	0.00	0	0
90	Returning Officer Burleigh Pre-Poll	0	0.00	0	0.00	0	0
91	Returning Officer Burnett Pre-Poll	0	0.00	0	0.00	0	0
92	Returning Officer Cairns Pre-Poll	0	0.00	0	0.00	0	0
93	Returning Officer Callide Pre-Poll	0	0.00	0	0.00	0	0
94	Returning Officer Caloundra Pre-Poll	4	80.00	1	20.00	0	5
95	Returning Officer Capalaba Pre-Poll	0	0.00	1	100.00	0	1
96	Returning Officer Chatsworth Pre-Poll	0	0.00	0	0.00	0	0
97	Returning Officer Clayfield Pre-Poll	1	100.00	0	0.00	0	1
98	Returning Officer Condamine Pre-Poll	2	22.22	7	77.78	0	9
99	Returning Officer Cook Pre-Poll	1	100.00	0	0.00	0	1
100	Returning Officer Coomera Pre-Poll	0	0.00	0	0.00	0	0
101	Returning Officer Cooper Pre-Poll	1	50.00	1	50.00	0	2
102	Returning Officer Currumbin Pre-Poll	0	0.00	1	100.00	0	1
103	Returning Officer Everton Pre-Poll	0	0.00	0	0.00	0	0
104	Returning Officer Ferny Grove Pre-Poll	0	0.00	0	0.00	0	0
105	Returning Officer Gaven Pre-Poll	0	0.00	0	0.00	0	0
106	Returning Officer Gladstone Pre-Poll	3	100.00	0	0.00	0	3
107	Returning Officer Glass House Pre-Poll	4	80.00	1	20.00	0	5
108	Returning Officer Greenslopes Pre-Poll	0	0.00	0	0.00	0	0
109	Returning Officer Gregory Pre-Poll	2	100.00	0	0.00	0	2
110	Returning Officer Gympie Pre-Poll	2	50.00	2	50.00	0	4
111	Returning Officer Hervey Bay Pre-Poll	0	0.00	0	0.00	0	0
112	Returning Officer Hill Pre-Poll	0	0.00	0	0.00	0	0
113	Returning Officer Hinchinbrook Pre-Poll	1	100.00	0	0.00	0	1
114	Returning Officer Inala Pre-Poll	0	0.00	0	0.00	0	0
115	Returning Officer Ipswich Pre-Poll	2	66.67	1	33.33	0	3
116	Returning Officer Ipswich West Pre-Poll	0	0.00	0	0.00	0	0
117	Returning Officer Jordan Pre-Poll	0	0.00	0	0.00	0	0
118	Returning Officer Kawana Pre-Poll	3	42.86	4	57.14	0	7
119	Returning Officer Keppel Pre-Poll	0	0.00	0	0.00	0	0
120	Returning Officer Kurwongbah Pre-Poll	0	0.00	0	0.00	0	0

2017 State General Election

Two Candidate Preferred Results After Preferences By Booth

90. Warrego						29,615
		LEAHY, Ann LNP		LOUGHNAN, Rob KAP		Total Exhausted	Total Formal
No.	Polling Booth	Votes	%	Votes	%	Votes	Votes
121	Returning Officer Lockyer Pre-Poll	4	80.00	1	20.00	0	5
122	Returning Officer Logan Pre-Poll	0	0.00	0	0.00	0	0
123	Returning Officer Lytton Pre-Poll	2	66.67	1	33.33	0	3
124	Returning Officer Macalister Pre-Poll	0	0.00	0	0.00	0	0
125	Returning Officer Mackay Pre-Poll	0	0.00	0	0.00	0	0
126	Returning Officer Maiwar Pre-Poll	2	40.00	3	60.00	0	5
127	Returning Officer Mansfield Pre-Poll	1	100.00	0	0.00	0	1
128	Returning Officer Maroochydore Pre-Poll	0	0.00	0	0.00	0	0
129	Returning Officer Maryborough Pre-Poll	0	0.00	4	100.00	0	4
130	Returning Officer Mcconnel Pre-Poll	0	0.00	0	0.00	0	0
131	Returning Officer Mermaid Beach Pre-Poll	0	0.00	1	100.00	0	1
132	Returning Officer Miller Pre-Poll	0	0.00	1	100.00	0	1
133	Returning Officer Mirani Pre-Poll	0	0.00	0	0.00	0	0
134	Returning Officer Moggill Pre-Poll	1	100.00	0	0.00	0	1
135	Returning Officer Morayfield Pre-Poll	0	0.00	0	0.00	0	0
136	Returning Officer Mount Ommaney Pre-	0	0.00	4	100.00	0	4
137	Returning Officer Mudgeeraba Pre-Poll	0	0.00	0	0.00	0	0
138	Returning Officer Mulgrave Pre-Poll	0	0.00	0	0.00	0	0
139	Returning Officer Mundingburra Pre-Poll	0	0.00	0	0.00	0	0
140	Returning Officer Murrumba Pre-Poll	1	100.00	0	0.00	0	1
141	Returning Officer Nanango Pre-Poll	2	66.67	1	33.33	0	3
142	Returning Officer Nicklin Pre-Poll	2	100.00	0	0.00	0	2
143	Returning Officer Ninderry Pre-Poll	0	0.00	0	0.00	0	0
144	Returning Officer Noosa Pre-Poll	0	0.00	0	0.00	0	0
145	Returning Officer Nudgee Pre-Poll	0	0.00	0	0.00	0	0
146	Returning Officer Oodgeroo Pre-Poll	0	0.00	0	0.00	0	0
147	Returning Officer Pine Rivers Pre-Poll	1	50.00	1	50.00	0	2
148	Returning Officer Pumicestone Pre-Poll	0	0.00	0	0.00	0	0
149	Returning Officer Redcliffe Pre-Poll	0	0.00	0	0.00	0	0
150	Returning Officer Redlands Pre-Poll	0	0.00	1	100.00	0	1
151	Returning Officer Rockhampton Pre-Poll	1	25.00	3	75.00	0	4
152	Returning Officer Sandgate Pre-Poll	0	0.00	0	0.00	0	0
153	Returning Officer Scenic Rim Pre-Poll	0	0.00	0	0.00	0	0
154	Returning Officer South Brisbane Pre-Poll	0	0.00	0	0.00	0	0
155	Returning Officer Southern Downs Pre-	8	66.67	4	33.33	0	12
156	Returning Officer Southport Pre-Poll	0	0.00	0	0.00	0	0
157	Returning Officer Springwood Pre-Poll	3	75.00	1	25.00	0	4
158	Returning Officer Stafford Pre-Poll	0	0.00	0	0.00	0	0
159	Returning Officer Stretton Pre-Poll	1	100.00	0	0.00	0	1
160	Returning Officer Surfers Paradise Pre-	0	0.00	0	0.00	0	0

2017 State General Election

Two Candidate Preferred Results After Preferences By Booth

90. Warrego						29,615
		LEAHY, Ann LNP		LOUGHNAN, Rob KAP		Total Exhausted	Total Formal
No.	Polling Booth	Votes	%	Votes	%	Votes	Votes
161	Returning Officer Theodore Pre-Poll	1	100.00	0	0.00	0	1
162	Returning Officer Thuringowa Pre-Poll	0	0.00	0	0.00	0	0
163	Returning Officer Toohey Pre-Poll	0	0.00	0	0.00	0	0
164	Returning Officer Toowoomba North Pre-	33	75.00	11	25.00	0	44
165	Returning Officer Toowoomba South Pre-	12	63.16	7	36.84	0	19
166	Returning Officer Townsville Pre-Poll	0	0.00	0	0.00	0	0
167	Returning Officer Traeger Pre-Poll	0	0.00	0	0.00	0	0
168	Returning Officer Waterford Pre-Poll	0	0.00	0	0.00	0	0
169	Returning Officer Whitsunday Pre-Poll	0	0.00	1	100.00	0	1
170	Returning Officer Woodridge Pre-Poll	0	0.00	1	100.00	0	1
	Polling Booth Totals	**10,591**	**58.01**	**7,667**	**41.99**	**0**	**18,258**
301	Postal, Special Postal, Unenrolled Votes	3,335	64.72	1,818	35.28	0	5,153
302	Pre-Poll (In Person) Absent Votes	89	62.24	54	37.76	0	143
303	Polling Day Absent Votes	812	58.88	567	41.12	0	1,379
305	Declared Institution Votes	19	65.52	10	34.48	0	29
306	Polling Day Declaration Votes	71	55.91	56	44.09	0	127
308	Uncertain Identity	0	0.00	0	0.00	0	0
	Declaration Vote Totals	**4,326**	**63.33**	**2,505**	**36.67**	**0**	**6,831**
	Total Final Preference Votes	**14,917**	**59.46**	**10,172**	**40.54**	**0**	**25,089**

2017 State General Election

Two Candidate Preferred Results After Preferences By Booth

91. Waterford						33,029
		FENTIMAN, Shannon ALP		MILLER, Kim ONP		Total Exhausted	Total Formal
No.	Polling Booth	Votes	%	Votes	%	Votes	Votes
1	Beenleigh Central	53	58.89	37	41.11	0	90
2	Bethania	1,177	62.28	713	37.72	0	1,890
3	Daisy Hill	198	55.31	160	44.69	0	358
4	Edens Landing	54	52.94	48	47.06	0	102
5	Eight Mile Plains	603	66.34	306	33.66	0	909
6	Kingston	260	65.00	140	35.00	0	400
7	Kuraby	461	70.49	193	29.51	0	654
8	Logan Reserve	321	61.61	200	38.39	0	521
9	Loganholme	1,603	58.21	1,151	41.79	0	2,754
10	Loganlea	686	64.60	376	35.40	0	1,062
11	Mabel Park	984	66.31	500	33.69	0	1,484
12	Marsden	783	64.44	432	35.56	0	1,215
13	Meadowbrook	429	61.82	265	38.18	0	694
14	Shailer Park	189	67.02	93	32.98	0	282
15	Springwood Road	284	62.28	172	37.72	0	456
16	Waterford	218	63.37	126	36.63	0	344
17	Waterford West	1,029	59.48	701	40.52	0	1,730
18	Woodridge	164	67.49	79	32.51	0	243
19	Woodridge East	140	64.81	76	35.19	0	216
20	Woodridge North	99	73.33	36	26.67	0	135
21	Brisbane CBD All-Districts Centre	16	59.26	11	40.74	0	27
22	Bundaberg All-Districts Centre	0	0.00	0	0.00	0	0
23	Burleigh All-Districts Centre	2	50.00	2	50.00	0	4
24	Cairns All-Districts Centre	0	0.00	0	0.00	0	0
25	East Brisbane All-Districts Centre	14	87.50	2	12.50	0	16
26	Hervey Bay All-Districts Centre	0	0.00	0	0.00	0	0
27	Mackay All-Districts Centre	0	0.00	0	0.00	0	0
28	Maroochydore All-Districts Centre	1	100.00	0	0.00	0	1
29	Morayfield All-Districts Centre	1	50.00	1	50.00	0	2
30	Noosa All-Districts Centre	0	0.00	0	0.00	0	0
31	Oodgeroo All-Districts Centre	1	50.00	1	50.00	0	2
32	Redcliffe All-Districts Centre	0	0.00	0	0.00	0	0
33	Southport All-Districts Centre	2	100.00	0	0.00	0	2
34	Telephone Voting	1	50.00	1	50.00	0	2
35	Townsville All-Districts Centre	0	0.00	0	0.00	0	0
36	Vulture Street All-Districts Centre	0	0.00	0	0.00	0	0
37	Woolloongabba All-Districts Centre	0	0.00	0	0.00	0	0
38	Brisbane CBD All-Districts Centre Pre-Poll	180	85.31	31	14.69	0	211
39	Bundaberg All-Districts Centre Pre-Poll	0	0.00	1	100.00	0	1
40	Burleigh All-Districts Centre Pre-Poll	5	38.46	8	61.54	0	13

2017 State General Election

Two Candidate Preferred Results After Preferences By Booth

91. Waterford						33,029
		FENTIMAN, Shannon ALP		MILLER, Kim ONP		Total Exhausted	Total Formal
No.	Polling Booth	Votes	%	Votes	%	Votes	Votes
41	Cairns All-Districts Centre Pre-Poll	1	33.33	2	66.67	0	3
42	Electoral Visit	96	50.26	95	49.74	0	191
43	Hervey Bay All-Districts Centre Pre-poll	4	57.14	3	42.86	0	7
44	Mackay All-Districts Centre Pre-Poll	0	0.00	0	0.00	0	0
45	Maroochydore All-Districts Centre Pre-	2	66.67	1	33.33	0	3
46	Morayfield All-Districts Centre Pre-poll	2	66.67	1	33.33	0	3
47	Noosa All-Districts Centre Pre-Poll	0	0.00	0	0.00	0	0
48	Oodgeroo All-Districts Centre Pre-Poll	13	72.22	5	27.78	0	18
49	Redcliffe All-Districts Centre Pre-Poll	0	0.00	2	100.00	0	2
50	Southport All-Districts Centre Pre-Poll	13	68.42	6	31.58	0	19
51	Telephone Voting - Pre-poll	8	72.73	3	27.27	0	11
52	Townsville All-Districts Centre Pre-Poll	1	100.00	0	0.00	0	1
53	eAssist - Coorparoo Pre-Poll	5	62.50	3	37.50	0	8
54	Returning Officer Waterford Pre-Poll	2,016	51.81	1,875	48.19	0	3,891
55	Returning Officer Algester Pre-Poll	0	0.00	0	0.00	0	0
56	Returning Officer Aspley Pre-Poll	0	0.00	0	0.00	0	0
57	Returning Officer Bancroft Pre-Poll	0	0.00	0	0.00	0	0
58	Returning Officer Barron River Pre-Poll	0	0.00	0	0.00	0	0
59	Returning Officer Bonney Pre-Poll	4	100.00	0	0.00	0	4
60	Returning Officer Broadwater Pre-Poll	0	0.00	2	100.00	0	2
61	Returning Officer Buderim Pre-Poll	0	0.00	0	0.00	0	0
62	Returning Officer Bulimba Pre-Poll	5	62.50	3	37.50	0	8
63	Returning Officer Bundaberg Pre-Poll	1	100.00	0	0.00	0	1
64	Returning Officer Bundamba Pre-Poll	6	85.71	1	14.29	0	7
65	Returning Officer Burdekin Pre-Poll	0	0.00	0	0.00	0	0
66	Returning Officer Burleigh Pre-Poll	0	0.00	0	0.00	0	0
67	Returning Officer Burnett Pre-Poll	0	0.00	0	0.00	0	0
68	Returning Officer Cairns Pre-Poll	0	0.00	0	0.00	0	0
69	Returning Officer Callide Pre-Poll	0	0.00	0	0.00	0	0
70	Returning Officer Caloundra Pre-Poll	2	50.00	2	50.00	0	4
71	Returning Officer Capalaba Pre-Poll	8	61.54	5	38.46	0	13
72	Returning Officer Chatsworth Pre-Poll	1	33.33	2	66.67	0	3
73	Returning Officer Clayfield Pre-Poll	2	100.00	0	0.00	0	2
74	Returning Officer Condamine Pre-Poll	0	0.00	1	100.00	0	1
75	Returning Officer Cook Pre-Poll	2	66.67	1	33.33	0	3
76	Returning Officer Coomera Pre-Poll	2	50.00	2	50.00	0	4
77	Returning Officer Cooper Pre-Poll	3	100.00	0	0.00	0	3
78	Returning Officer Currumbin Pre-Poll	0	0.00	0	0.00	0	0
79	Returning Officer Everton Pre-Poll	1	100.00	0	0.00	0	1
80	Returning Officer Ferny Grove Pre-Poll	1	100.00	0	0.00	0	1

2017 State General Election

Two Candidate Preferred Results After Preferences By Booth

91. Waterford						33,029
		FENTIMAN, Shannon ALP		MILLER, Kim ONP		Total Exhausted	Total Formal
No.	Polling Booth	Votes	%	Votes	%	Votes	Votes
81	Returning Officer Gaven Pre-Poll	4	50.00	4	50.00	0	8
82	Returning Officer Gladstone Pre-Poll	1	14.29	6	85.71	0	7
83	Returning Officer Glass House Pre-Poll	0	0.00	0	0.00	0	0
84	Returning Officer Greenslopes Pre-Poll	8	61.54	5	38.46	0	13
85	Returning Officer Gregory Pre-Poll	2	66.67	1	33.33	0	3
86	Returning Officer Gympie Pre-Poll	2	40.00	3	60.00	0	5
87	Returning Officer Hervey Bay Pre-Poll	5	71.43	2	28.57	0	7
88	Returning Officer Hill Pre-Poll	1	100.00	0	0.00	0	1
89	Returning Officer Hinchinbrook Pre-Poll	0	0.00	0	0.00	0	0
90	Returning Officer Inala Pre-Poll	3	50.00	3	50.00	0	6
91	Returning Officer Ipswich Pre-Poll	3	60.00	2	40.00	0	5
92	Returning Officer Ipswich West Pre-Poll	0	0.00	0	0.00	0	0
93	Returning Officer Jordan Pre-Poll	8	50.00	8	50.00	0	16
94	Returning Officer Kawana Pre-Poll	0	0.00	4	100.00	0	4
95	Returning Officer Keppel Pre-Poll	0	0.00	1	100.00	0	1
96	Returning Officer Kurwongbah Pre-Poll	0	0.00	1	100.00	0	1
97	Returning Officer Lockyer Pre-Poll	3	100.00	0	0.00	0	3
98	Returning Officer Logan Pre-Poll	95	45.24	115	54.76	0	210
99	Returning Officer Lytton Pre-Poll	2	28.57	5	71.43	0	7
100	Returning Officer Macalister Pre-Poll	0	0.00	0	0.00	0	0
101	Returning Officer Mackay Pre-Poll	0	0.00	0	0.00	0	0
102	Returning Officer Maiwar Pre-Poll	1	100.00	0	0.00	0	1
103	Returning Officer Mansfield Pre-Poll	21	65.63	11	34.38	0	32
104	Returning Officer Maroochydore Pre-Poll	0	0.00	0	0.00	0	0
105	Returning Officer Maryborough Pre-Poll	0	0.00	2	100.00	0	2
106	Returning Officer Mcconnel Pre-Poll	8	100.00	0	0.00	0	8
107	Returning Officer Mermaid Beach Pre-Poll	0	0.00	1	100.00	0	1
108	Returning Officer Miller Pre-Poll	3	60.00	2	40.00	0	5
109	Returning Officer Mirani Pre-Poll	1	100.00	0	0.00	0	1
110	Returning Officer Moggill Pre-Poll	0	0.00	0	0.00	0	0
111	Returning Officer Morayfield Pre-Poll	0	0.00	0	0.00	0	0
112	Returning Officer Mount Ommaney Pre-	2	100.00	0	0.00	0	2
113	Returning Officer Mudgeeraba Pre-Poll	0	0.00	0	0.00	0	0
114	Returning Officer Mulgrave Pre-Poll	1	100.00	0	0.00	0	1
115	Returning Officer Mundingburra Pre-Poll	0	0.00	0	0.00	0	0
116	Returning Officer Murrumba Pre-Poll	0	0.00	1	100.00	0	1
117	Returning Officer Nanango Pre-Poll	0	0.00	2	100.00	0	2
118	Returning Officer Nicklin Pre-Poll	0	0.00	0	0.00	0	0
119	Returning Officer Ninderry Pre-Poll	0	0.00	0	0.00	0	0
120	Returning Officer Noosa Pre-Poll	0	0.00	0	0.00	0	0

2017 State General Election

Two Candidate Preferred Results After Preferences By Booth

91. Waterford						33,029
		FENTIMAN, Shannon ALP		MILLER, Kim ONP		Total Exhausted	Total Formal
No.	Polling Booth	Votes	%	Votes	%	Votes	Votes
121	Returning Officer Nudgee Pre-Poll	0	0.00	1	100.00	0	1
122	Returning Officer Oodgeroo Pre-Poll	0	0.00	0	0.00	0	0
123	Returning Officer Pine Rivers Pre-Poll	1	50.00	1	50.00	0	2
124	Returning Officer Pumicestone Pre-Poll	0	0.00	1	100.00	0	1
125	Returning Officer Redcliffe Pre-Poll	0	0.00	0	0.00	0	0
126	Returning Officer Redlands Pre-Poll	9	69.23	4	30.77	0	13
127	Returning Officer Rockhampton Pre-Poll	1	50.00	1	50.00	0	2
128	Returning Officer Sandgate Pre-Poll	1	33.33	2	66.67	0	3
129	Returning Officer Scenic Rim Pre-Poll	3	27.27	8	72.73	0	11
130	Returning Officer South Brisbane Pre-Poll	9	64.29	5	35.71	0	14
131	Returning Officer Southern Downs Pre-	2	40.00	3	60.00	0	5
132	Returning Officer Southport Pre-Poll	0	0.00	0	0.00	0	0
133	Returning Officer Springwood Pre-Poll	1	100.00	0	0.00	0	1
134	Returning Officer Stafford Pre-Poll	0	0.00	0	0.00	0	0
135	Returning Officer Stretton Pre-Poll	83	70.94	34	29.06	0	117
136	Returning Officer Surfers Paradise Pre-	8	80.00	2	20.00	0	10
137	Returning Officer Theodore Pre-Poll	1	50.00	1	50.00	0	2
138	Returning Officer Thuringowa Pre-Poll	0	0.00	0	0.00	0	0
139	Returning Officer Toohey Pre-Poll	7	87.50	1	12.50	0	8
140	Returning Officer Toowoomba North Pre-	3	60.00	2	40.00	0	5
141	Returning Officer Toowoomba South Pre-	1	33.33	2	66.67	0	3
142	Returning Officer Townsville Pre-Poll	1	100.00	0	0.00	0	1
143	Returning Officer Traeger Pre-Poll	1	50.00	1	50.00	0	2
144	Returning Officer Warrego Pre-Poll	1	50.00	1	50.00	0	2
145	Returning Officer Whitsunday Pre-Poll	0	0.00	0	0.00	0	0
146	Returning Officer Woodridge Pre-Poll	277	62.11	169	37.89	0	446
	Polling Booth Totals	**12,741**	**60.57**	**8,295**	**39.43**	**0**	**21,036**
301	Postal, Special Postal, Unenrolled Votes	2,189	61.33	1,380	38.67	0	3,569
302	Pre-Poll (In Person) Absent Votes	16	53.33	14	46.67	0	30
303	Polling Day Absent Votes	885	62.37	534	37.63	0	1,419
305	Declared Institution Votes	20	58.82	14	41.18	0	34
306	Polling Day Declaration Votes	67	58.26	48	41.74	0	115
308	Uncertain Identity	0	0.00	0	0.00	0	0
	Declaration Vote Totals	**3,177**	**61.49**	**1,990**	**38.51**	**0**	**5,167**
	Total Final Preference Votes	**15,918**	**60.75**	**10,285**	**39.25**	**0**	**26,203**

2017 State General Election

Two Candidate Preferred Results After Preferences By Booth

92. Whitsunday						32,939
		COSTIGAN, Jason LNP		TAHA, Bronwyn ALP		Total Exhausted	Total Formal
No.	Polling Booth	Votes	%	Votes	%	Votes	Votes
1	Beaconsfield	117	47.37	130	52.63	0	247
2	Bloomsbury	194	57.74	142	42.26	0	336
3	Bucasia	736	44.85	905	55.15	0	1,641
4	Calen	295	63.99	166	36.01	0	461
5	Cannonvale Beach	1,266	48.19	1,361	51.81	0	2,627
6	Coningsby	379	63.91	214	36.09	0	593
7	Dingo Beach	103	53.65	89	46.35	0	192
8	Eimeo	1,227	43.50	1,594	56.50	0	2,821
9	Emmanuel	150	53.96	128	46.04	0	278
10	Farleigh	171	53.61	148	46.39	0	319
11	Fitzgerald	56	51.38	53	48.62	0	109
12	Glenella	130	52.21	119	47.79	0	249
13	Habana	242	56.81	184	43.19	0	426
14	Hamilton Island	113	44.31	142	55.69	0	255
15	Kuttabul	265	49.63	269	50.37	0	534
16	Pioneer	48	39.67	73	60.33	0	121
17	Proserpine	623	50.90	601	49.10	0	1,224
18	Seaforth	331	50.00	331	50.00	0	662
19	Brisbane CBD All-Districts Centre	7	77.78	2	22.22	0	9
20	Bundaberg All-Districts Centre	0	0.00	0	0.00	0	0
21	Burleigh All-Districts Centre	0	0.00	0	0.00	0	0
22	Cairns All-Districts Centre	1	50.00	1	50.00	0	2
23	East Brisbane All-Districts Centre	0	0.00	1	100.00	0	1
24	Hervey Bay All-Districts Centre	0	0.00	0	0.00	0	0
25	Mackay All-Districts Centre	99	58.24	71	41.76	0	170
26	Maroochydore All-Districts Centre	1	50.00	1	50.00	0	2
27	Morayfield All-Districts Centre	0	0.00	0	0.00	0	0
28	Noosa All-Districts Centre	3	100.00	0	0.00	0	3
29	Oodgeroo All-Districts Centre	0	0.00	0	0.00	0	0
30	Redcliffe All-Districts Centre	0	0.00	0	0.00	0	0
31	Southport All-Districts Centre	0	0.00	1	100.00	0	1
32	Telephone Voting	2	50.00	2	50.00	0	4
33	Townsville All-Districts Centre	1	100.00	0	0.00	0	1
34	Vulture Street All-Districts Centre	0	0.00	0	0.00	0	0
35	Woolloongabba All-Districts Centre	0	0.00	0	0.00	0	0
36	Brisbane CBD All-Districts Centre Pre-Poll	10	45.45	12	54.55	0	22
37	Bundaberg All-Districts Centre Pre-Poll	5	45.45	6	54.55	0	11
38	Burleigh All-Districts Centre Pre-Poll	3	60.00	2	40.00	0	5
39	Cairns All-Districts Centre Pre-Poll	3	37.50	5	62.50	0	8
40	Electoral Visit	37	47.44	41	52.56	0	78

2017 State General Election

Two Candidate Preferred Results After Preferences By Booth

92. Whitsunday						32,939
		COSTIGAN, Jason LNP		TAHA, Bronwyn ALP		Total Exhausted	Total Formal
No.	Polling Booth	Votes	%	Votes	%	Votes	Votes
41	Hervey Bay All-Districts Centre Pre-poll	3	60.00	2	40.00	0	5
42	Mackay All-Districts Centre Pre-Poll	2,361	50.86	2,281	49.14	0	4,642
43	Maroochydore All-Districts Centre Pre-	6	75.00	2	25.00	0	8
44	Morayfield All-Districts Centre Pre-poll	3	75.00	1	25.00	0	4
45	Noosa All-Districts Centre Pre-Poll	3	60.00	2	40.00	0	5
46	Oodgeroo All-Districts Centre Pre-Poll	4	80.00	1	20.00	0	5
47	Redcliffe All-Districts Centre Pre-Poll	5	55.56	4	44.44	0	9
48	Southport All-Districts Centre Pre-Poll	4	80.00	1	20.00	0	5
49	Telephone Voting - Pre-poll	2	33.33	4	66.67	0	6
50	Townsville All-Districts Centre Pre-Poll	31	59.62	21	40.38	0	52
51	eAssist - Coorparoo Pre-Poll	0	0.00	0	0.00	0	0
52	Proserpine Pre-Poll	1,530	50.28	1,513	49.72	0	3,043
53	Returning Officer Whitsunday Pre-Poll	1,361	53.14	1,200	46.86	0	2,561
54	Returning Officer Algester Pre-Poll	0	0.00	0	0.00	0	0
55	Returning Officer Aspley Pre-Poll	0	0.00	0	0.00	0	0
56	Returning Officer Bancroft Pre-Poll	0	0.00	0	0.00	0	0
57	Returning Officer Barron River Pre-Poll	2	100.00	0	0.00	0	2
58	Returning Officer Bonney Pre-Poll	0	0.00	0	0.00	0	0
59	Returning Officer Broadwater Pre-Poll	4	80.00	1	20.00	0	5
60	Returning Officer Buderim Pre-Poll	1	100.00	0	0.00	0	1
61	Returning Officer Bulimba Pre-Poll	0	0.00	0	0.00	0	0
62	Returning Officer Bundaberg Pre-Poll	0	0.00	0	0.00	0	0
63	Returning Officer Bundamba Pre-Poll	0	0.00	1	100.00	0	1
64	Returning Officer Burdekin Pre-Poll	0	0.00	0	0.00	0	0
65	Returning Officer Burleigh Pre-Poll	0	0.00	0	0.00	0	0
66	Returning Officer Burnett Pre-Poll	0	0.00	0	0.00	0	0
67	Returning Officer Cairns Pre-Poll	0	0.00	0	0.00	0	0
68	Returning Officer Callide Pre-Poll	0	0.00	0	0.00	0	0
69	Returning Officer Caloundra Pre-Poll	3	75.00	1	25.00	0	4
70	Returning Officer Capalaba Pre-Poll	0	0.00	0	0.00	0	0
71	Returning Officer Chatsworth Pre-Poll	0	0.00	1	100.00	0	1
72	Returning Officer Clayfield Pre-Poll	0	0.00	2	100.00	0	2
73	Returning Officer Condamine Pre-Poll	0	0.00	0	0.00	0	0
74	Returning Officer Cook Pre-Poll	1	50.00	1	50.00	0	2
75	Returning Officer Coomera Pre-Poll	0	0.00	1	100.00	0	1
76	Returning Officer Cooper Pre-Poll	0	0.00	0	0.00	0	0
77	Returning Officer Currumbin Pre-Poll	0	0.00	1	100.00	0	1
78	Returning Officer Everton Pre-Poll	1	33.33	2	66.67	0	3
79	Returning Officer Ferny Grove Pre-Poll	0	0.00	0	0.00	0	0
80	Returning Officer Gaven Pre-Poll	1	50.00	1	50.00	0	2

2017 State General Election

Two Candidate Preferred Results After Preferences By Booth

92. Whitsunday						32,939
		COSTIGAN, Jason LNP		TAHA, Bronwyn ALP		Total Exhausted	Total Formal
No.	Polling Booth	Votes	%	Votes	%	Votes	Votes
81	Returning Officer Gladstone Pre-Poll	4	66.67	2	33.33	0	6
82	Returning Officer Glass House Pre-Poll	1	100.00	0	0.00	0	1
83	Returning Officer Greenslopes Pre-Poll	3	100.00	0	0.00	0	3
84	Returning Officer Gregory Pre-Poll	0	0.00	0	0.00	0	0
85	Returning Officer Gympie Pre-Poll	1	50.00	1	50.00	0	2
86	Returning Officer Hervey Bay Pre-Poll	0	0.00	0	0.00	0	0
87	Returning Officer Hill Pre-Poll	2	100.00	0	0.00	0	2
88	Returning Officer Hinchinbrook Pre-Poll	1	25.00	3	75.00	0	4
89	Returning Officer Inala Pre-Poll	0	0.00	0	0.00	0	0
90	Returning Officer Ipswich Pre-Poll	1	100.00	0	0.00	0	1
91	Returning Officer Ipswich West Pre-Poll	0	0.00	0	0.00	0	0
92	Returning Officer Jordan Pre-Poll	0	0.00	0	0.00	0	0
93	Returning Officer Kawana Pre-Poll	1	50.00	1	50.00	0	2
94	Returning Officer Keppel Pre-Poll	8	72.73	3	27.27	0	11
95	Returning Officer Kurwongbah Pre-Poll	0	0.00	0	0.00	0	0
96	Returning Officer Lockyer Pre-Poll	1	100.00	0	0.00	0	1
97	Returning Officer Logan Pre-Poll	0	0.00	1	100.00	0	1
98	Returning Officer Lytton Pre-Poll	0	0.00	1	100.00	0	1
99	Returning Officer Macalister Pre-Poll	0	0.00	0	0.00	0	0
100	Returning Officer Mackay Pre-Poll	0	0.00	0	0.00	0	0
101	Returning Officer Maiwar Pre-Poll	1	100.00	0	0.00	0	1
102	Returning Officer Mansfield Pre-Poll	1	50.00	1	50.00	0	2
103	Returning Officer Maroochydore Pre-Poll	0	0.00	0	0.00	0	0
104	Returning Officer Maryborough Pre-Poll	1	50.00	1	50.00	0	2
105	Returning Officer Mcconnel Pre-Poll	0	0.00	0	0.00	0	0
106	Returning Officer Mermaid Beach Pre-Poll	0	0.00	0	0.00	0	0
107	Returning Officer Miller Pre-Poll	0	0.00	2	100.00	0	2
108	Returning Officer Mirani Pre-Poll	0	0.00	0	0.00	0	0
109	Returning Officer Moggill Pre-Poll	1	100.00	0	0.00	0	1
110	Returning Officer Morayfield Pre-Poll	0	0.00	0	0.00	0	0
111	Returning Officer Mount Ommaney Pre-	1	50.00	1	50.00	0	2
112	Returning Officer Mudgeeraba Pre-Poll	1	25.00	3	75.00	0	4
113	Returning Officer Mulgrave Pre-Poll	0	0.00	1	100.00	0	1
114	Returning Officer Mundingburra Pre-Poll	0	0.00	0	0.00	0	0
115	Returning Officer Murrumba Pre-Poll	4	66.67	2	33.33	0	6
116	Returning Officer Nanango Pre-Poll	0	0.00	1	100.00	0	1
117	Returning Officer Nicklin Pre-Poll	3	100.00	0	0.00	0	3
118	Returning Officer Ninderry Pre-Poll	0	0.00	1	100.00	0	1
119	Returning Officer Noosa Pre-Poll	0	0.00	0	0.00	0	0
120	Returning Officer Nudgee Pre-Poll	0	0.00	0	0.00	0	0

2017 State General Election

Two Candidate Preferred Results After Preferences By Booth

92. Whitsunday						32,939
		COSTIGAN, Jason LNP		TAHA, Bronwyn ALP		Total Exhausted	Total Formal
No.	Polling Booth	Votes	%	Votes	%	Votes	Votes
121	Returning Officer Oodgeroo Pre-Poll	0	0.00	0	0.00	0	0
122	Returning Officer Pine Rivers Pre-Poll	4	100.00	0	0.00	0	4
123	Returning Officer Pumicestone Pre-Poll	2	100.00	0	0.00	0	2
124	Returning Officer Redcliffe Pre-Poll	0	0.00	0	0.00	0	0
125	Returning Officer Redlands Pre-Poll	1	50.00	1	50.00	0	2
126	Returning Officer Rockhampton Pre-Poll	4	40.00	6	60.00	0	10
127	Returning Officer Sandgate Pre-Poll	1	100.00	0	0.00	0	1
128	Returning Officer Scenic Rim Pre-Poll	1	100.00	0	0.00	0	1
129	Returning Officer South Brisbane Pre-Poll	0	0.00	0	0.00	0	0
130	Returning Officer Southern Downs Pre-	2	66.67	1	33.33	0	3
131	Returning Officer Southport Pre-Poll	0	0.00	0	0.00	0	0
132	Returning Officer Springwood Pre-Poll	2	66.67	1	33.33	0	3
133	Returning Officer Stafford Pre-Poll	2	66.67	1	33.33	0	3
134	Returning Officer Stretton Pre-Poll	0	0.00	0	0.00	0	0
135	Returning Officer Surfers Paradise Pre-	0	0.00	2	100.00	0	2
136	Returning Officer Theodore Pre-Poll	0	0.00	0	0.00	0	0
137	Returning Officer Thuringowa Pre-Poll	0	0.00	0	0.00	0	0
138	Returning Officer Toohey Pre-Poll	0	0.00	1	100.00	0	1
139	Returning Officer Toowoomba North Pre-	1	100.00	0	0.00	0	1
140	Returning Officer Toowoomba South Pre-	0	0.00	1	100.00	0	1
141	Returning Officer Townsville Pre-Poll	0	0.00	0	0.00	0	0
142	Returning Officer Traeger Pre-Poll	4	50.00	4	50.00	0	8
143	Returning Officer Warrego Pre-Poll	3	100.00	0	0.00	0	3
144	Returning Officer Waterford Pre-Poll	0	0.00	0	0.00	0	0
145	Returning Officer Woodridge Pre-Poll	1	100.00	0	0.00	0	1
	Polling Booth Totals	**12,008**	**50.27**	**11,881**	**49.73**	**0**	**23,889**
301	Postal, Special Postal, Unenrolled Votes	865	57.67	635	42.33	0	1,500
302	Pre-Poll (In Person) Absent Votes	170	49.85	171	50.15	0	341
303	Polling Day Absent Votes	704	50.47	691	49.53	0	1,395
305	Declared Institution Votes	29	58.00	21	42.00	0	50
306	Polling Day Declaration Votes	53	47.75	58	52.25	0	111
308	Uncertain Identity	0	0.00	0	0.00	0	0
	Declaration Vote Totals	**1,821**	**53.61**	**1,576**	**46.39**	**0**	**3,397**
	Total Final Preference Votes	**13,829**	**50.68**	**13,457**	**49.32**	**0**	**27,286**

2017 State General Election

Two Candidate Preferred Results After Preferences By Booth

93. Woodridge						36,286
		DICK, Cameron ALP		ROOMS, Michael LNP		Total Exhausted	Total Formal
No.	Polling Booth	Votes	%	Votes	%	Votes	Votes
1	Berrinba East	1,376	82.74	287	17.26	0	1,663
2	Browns Plains	783	73.80	278	26.20	0	1,061
3	Burrowes	1,948	79.28	509	20.72	0	2,457
4	Crestmead	1,843	79.85	465	20.15	0	2,308
5	Kingston	1,265	82.52	268	17.48	0	1,533
6	Kuraby	75	76.53	23	23.47	0	98
7	Marsden	932	79.32	243	20.68	0	1,175
8	Regents Park	601	68.22	280	31.78	0	881
9	Woodridge	1,152	78.96	307	21.04	0	1,459
10	Woodridge East	917	83.29	184	16.71	0	1,101
11	Woodridge North	1,242	79.06	329	20.94	0	1,571
12	Yugumbir	1,473	71.13	598	28.87	0	2,071
13	Brisbane CBD All-Districts Centre	11	91.67	1	8.33	0	12
14	Bundaberg All-Districts Centre	0	0.00	0	0.00	0	0
15	Burleigh All-Districts Centre	2	100.00	0	0.00	0	2
16	Cairns All-Districts Centre	0	0.00	0	0.00	0	0
17	East Brisbane All-Districts Centre	4	57.14	3	42.86	0	7
18	Hervey Bay All-Districts Centre	0	0.00	0	0.00	0	0
19	Mackay All-Districts Centre	0	0.00	0	0.00	0	0
20	Maroochydore All-Districts Centre	2	100.00	0	0.00	0	2
21	Morayfield All-Districts Centre	0	0.00	0	0.00	0	0
22	Noosa All-Districts Centre	0	0.00	1	100.00	0	1
23	Oodgeroo All-Districts Centre	0	0.00	0	0.00	0	0
24	Redcliffe All-Districts Centre	0	0.00	0	0.00	0	0
25	Southport All-Districts Centre	1	100.00	0	0.00	0	1
26	Telephone Voting	3	100.00	0	0.00	0	3
27	Townsville All-Districts Centre	0	0.00	0	0.00	0	0
28	Vulture Street All-Districts Centre	2	100.00	0	0.00	0	2
29	Woolloongabba All-Districts Centre	2	100.00	0	0.00	0	2
30	Brisbane CBD All-Districts Centre Pre-Poll	137	76.54	42	23.46	0	179
31	Bundaberg All-Districts Centre Pre-Poll	0	0.00	0	0.00	0	0
32	Burleigh All-Districts Centre Pre-Poll	3	75.00	1	25.00	0	4
33	Cairns All-Districts Centre Pre-Poll	3	75.00	1	25.00	0	4
34	Electoral Visit	51	69.86	22	30.14	0	73
35	Hervey Bay All-Districts Centre Pre-poll	5	100.00	0	0.00	0	5
36	Mackay All-Districts Centre Pre-Poll	1	100.00	0	0.00	0	1
37	Maroochydore All-Districts Centre Pre-	2	40.00	3	60.00	0	5
38	Morayfield All-Districts Centre Pre-poll	4	80.00	1	20.00	0	5
39	Noosa All-Districts Centre Pre-Poll	1	100.00	0	0.00	0	1
40	Oodgeroo All-Districts Centre Pre-Poll	7	70.00	3	30.00	0	10

2017 State General Election

Two Candidate Preferred Results After Preferences By Booth

93. Woodridge						36,286
		DICK, Cameron ALP		ROOMS, Michael LNP		Total Exhausted	Total Formal
No.	Polling Booth	Votes	%	Votes	%	Votes	Votes
41	Redcliffe All-Districts Centre Pre-Poll	1	50.00	1	50.00	0	2
42	Southport All-Districts Centre Pre-Poll	13	68.42	6	31.58	0	19
43	Telephone Voting - Pre-poll	7	70.00	3	30.00	0	10
44	Townsville All-Districts Centre Pre-Poll	0	0.00	0	0.00	0	0
45	eAssist - Coorparoo Pre-Poll	2	66.67	1	33.33	0	3
46	Returning Officer Woodridge Pre-Poll	3,068	74.11	1,072	25.89	0	4,140
47	Returning Officer Algester Pre-Poll	0	0.00	0	0.00	0	0
48	Returning Officer Aspley Pre-Poll	3	60.00	2	40.00	0	5
49	Returning Officer Bancroft Pre-Poll	2	100.00	0	0.00	0	2
50	Returning Officer Barron River Pre-Poll	0	0.00	0	0.00	0	0
51	Returning Officer Bonney Pre-Poll	1	50.00	1	50.00	0	2
52	Returning Officer Broadwater Pre-Poll	0	0.00	1	100.00	0	1
53	Returning Officer Buderim Pre-Poll	0	0.00	0	0.00	0	0
54	Returning Officer Bulimba Pre-Poll	1	100.00	0	0.00	0	1
55	Returning Officer Bundaberg Pre-Poll	0	0.00	0	0.00	0	0
56	Returning Officer Bundamba Pre-Poll	2	100.00	0	0.00	0	2
57	Returning Officer Burdekin Pre-Poll	0	0.00	0	0.00	0	0
58	Returning Officer Burleigh Pre-Poll	0	0.00	0	0.00	0	0
59	Returning Officer Burnett Pre-Poll	0	0.00	0	0.00	0	0
60	Returning Officer Cairns Pre-Poll	0	0.00	0	0.00	0	0
61	Returning Officer Callide Pre-Poll	0	0.00	0	0.00	0	0
62	Returning Officer Caloundra Pre-Poll	0	0.00	0	0.00	0	0
63	Returning Officer Capalaba Pre-Poll	8	100.00	0	0.00	0	8
64	Returning Officer Chatsworth Pre-Poll	2	100.00	0	0.00	0	2
65	Returning Officer Clayfield Pre-Poll	4	100.00	0	0.00	0	4
66	Returning Officer Condamine Pre-Poll	0	0.00	0	0.00	0	0
67	Returning Officer Cook Pre-Poll	1	100.00	0	0.00	0	1
68	Returning Officer Coomera Pre-Poll	1	33.33	2	66.67	0	3
69	Returning Officer Cooper Pre-Poll	3	100.00	0	0.00	0	3
70	Returning Officer Currumbin Pre-Poll	0	0.00	3	100.00	0	3
71	Returning Officer Everton Pre-Poll	1	100.00	0	0.00	0	1
72	Returning Officer Ferny Grove Pre-Poll	1	100.00	0	0.00	0	1
73	Returning Officer Gaven Pre-Poll	2	66.67	1	33.33	0	3
74	Returning Officer Gladstone Pre-Poll	2	66.67	1	33.33	0	3
75	Returning Officer Glass House Pre-Poll	2	100.00	0	0.00	0	2
76	Returning Officer Greenslopes Pre-Poll	2	50.00	2	50.00	0	4
77	Returning Officer Gregory Pre-Poll	1	50.00	1	50.00	0	2
78	Returning Officer Gympie Pre-Poll	1	100.00	0	0.00	0	1
79	Returning Officer Hervey Bay Pre-Poll	0	0.00	0	0.00	0	0
80	Returning Officer Hill Pre-Poll	0	0.00	0	0.00	0	0

2017 State General Election

Two Candidate Preferred Results After Preferences By Booth

93. Woodridge							36,286
		DICK, Cameron ALP		ROOMS, Michael LNP		Total Exhausted	Total Formal
No.	Polling Booth	Votes	%	Votes	%	Votes	Votes
81	Returning Officer Hinchinbrook Pre-Poll	0	0.00	0	0.00	0	0
82	Returning Officer Inala Pre-Poll	9	81.82	2	18.18	0	11
83	Returning Officer Ipswich Pre-Poll	3	60.00	2	40.00	0	5
84	Returning Officer Ipswich West Pre-Poll	0	0.00	0	0.00	0	0
85	Returning Officer Jordan Pre-Poll	53	66.25	27	33.75	0	80
86	Returning Officer Kawana Pre-Poll	1	100.00	0	0.00	0	1
87	Returning Officer Keppel Pre-Poll	0	0.00	1	100.00	0	1
88	Returning Officer Kurwongbah Pre-Poll	0	0.00	0	0.00	0	0
89	Returning Officer Lockyer Pre-Poll	0	0.00	0	0.00	0	0
90	Returning Officer Logan Pre-Poll	169	68.42	78	31.58	0	247
91	Returning Officer Lytton Pre-Poll	5	71.43	2	28.57	0	7
92	Returning Officer Macalister Pre-Poll	0	0.00	0	0.00	0	0
93	Returning Officer Mackay Pre-Poll	0	0.00	0	0.00	0	0
94	Returning Officer Maiwar Pre-Poll	1	50.00	1	50.00	0	2
95	Returning Officer Mansfield Pre-Poll	17	73.91	6	26.09	0	23
96	Returning Officer Maroochydore Pre-Poll	0	0.00	0	0.00	0	0
97	Returning Officer Maryborough Pre-Poll	1	100.00	0	0.00	0	1
98	Returning Officer Mcconnel Pre-Poll	3	100.00	0	0.00	0	3
99	Returning Officer Mermaid Beach Pre-Poll	1	33.33	2	66.67	0	3
100	Returning Officer Miller Pre-Poll	2	33.33	4	66.67	0	6
101	Returning Officer Mirani Pre-Poll	0	0.00	0	0.00	0	0
102	Returning Officer Moggill Pre-Poll	0	0.00	0	0.00	0	0
103	Returning Officer Morayfield Pre-Poll	0	0.00	0	0.00	0	0
104	Returning Officer Mount Ommaney Pre-	3	60.00	2	40.00	0	5
105	Returning Officer Mudgeeraba Pre-Poll	1	50.00	1	50.00	0	2
106	Returning Officer Mulgrave Pre-Poll	0	0.00	0	0.00	0	0
107	Returning Officer Mundingburra Pre-Poll	0	0.00	0	0.00	0	0
108	Returning Officer Murrumba Pre-Poll	5	100.00	0	0.00	0	5
109	Returning Officer Nanango Pre-Poll	0	0.00	0	0.00	0	0
110	Returning Officer Nicklin Pre-Poll	0	0.00	0	0.00	0	0
111	Returning Officer Ninderry Pre-Poll	0	0.00	0	0.00	0	0
112	Returning Officer Noosa Pre-Poll	0	0.00	0	0.00	0	0
113	Returning Officer Nudgee Pre-Poll	2	50.00	2	50.00	0	4
114	Returning Officer Oodgeroo Pre-Poll	0	0.00	0	0.00	0	0
115	Returning Officer Pine Rivers Pre-Poll	0	0.00	1	100.00	0	1
116	Returning Officer Pumicestone Pre-Poll	0	0.00	0	0.00	0	0
117	Returning Officer Redcliffe Pre-Poll	0	0.00	0	0.00	0	0
118	Returning Officer Redlands Pre-Poll	0	0.00	0	0.00	0	0
119	Returning Officer Rockhampton Pre-Poll	1	100.00	0	0.00	0	1
120	Returning Officer Sandgate Pre-Poll	0	0.00	0	0.00	0	0

2017 State General Election

Two Candidate Preferred Results After Preferences By Booth

93. Woodridge							36,286
		DICK, Cameron ALP		ROOMS, Michael LNP		Total Exhausted	Total Formal
No.	Polling Booth	Votes	%	Votes	%	Votes	Votes
121	Returning Officer Scenic Rim Pre-Poll	5	83.33	1	16.67	0	6
122	Returning Officer South Brisbane Pre-Poll	1	50.00	1	50.00	0	2
123	Returning Officer Southern Downs Pre-	1	100.00	0	0.00	0	1
124	Returning Officer Southport Pre-Poll	0	0.00	0	0.00	0	0
125	Returning Officer Springwood Pre-Poll	267	71.01	109	28.99	0	376
126	Returning Officer Stafford Pre-Poll	1	50.00	1	50.00	0	2
127	Returning Officer Stretton Pre-Poll	35	58.33	25	41.67	0	60
128	Returning Officer Surfers Paradise Pre-	1	100.00	0	0.00	0	1
129	Returning Officer Theodore Pre-Poll	0	0.00	0	0.00	0	0
130	Returning Officer Thuringowa Pre-Poll	0	0.00	0	0.00	0	0
131	Returning Officer Toohey Pre-Poll	9	50.00	9	50.00	0	18
132	Returning Officer Toowoomba North Pre-	0	0.00	0	0.00	0	0
133	Returning Officer Toowoomba South Pre-	0	0.00	1	100.00	0	1
134	Returning Officer Townsville Pre-Poll	0	0.00	0	0.00	0	0
135	Returning Officer Traeger Pre-Poll	1	50.00	1	50.00	0	2
136	Returning Officer Warrego Pre-Poll	1	100.00	0	0.00	0	1
137	Returning Officer Waterford Pre-Poll	0	0.00	0	0.00	0	0
138	Returning Officer Whitsunday Pre-Poll	0	0.00	1	100.00	0	1
	Polling Booth Totals	**17,578**	**77.08**	**5,226**	**22.92**	**0**	**22,804**
301	Postal, Special Postal, Unenrolled Votes	2,052	72.87	764	27.13	0	2,816
302	Pre-Poll (In Person) Absent Votes	47	66.20	24	33.80	0	71
303	Polling Day Absent Votes	1,083	72.59	409	27.41	0	1,492
305	Declared Institution Votes	49	77.78	14	22.22	0	63
306	Polling Day Declaration Votes	128	75.29	42	24.71	0	170
308	Uncertain Identity	0	0.00	0	0.00	0	0
	Declaration Vote Totals	**3,359**	**72.83**	**1,253**	**27.17**	**0**	**4,612**
	Total Final Preference Votes	**20,937**	**76.37**	**6,479**	**23.63**	**0**	**27,416**

District Profiles

Electoral District Profiles - 2017 State General Election held on 25/11/2017

Electoral District of Algester

Summary Statistics 2015 - 2017

Seat Status: Safe (Australian Labor Party)
Won On: Primary
Change: 2017 - Safe (ALP)
2015 - Fairly Safe (ALP)

	2015	2017	Change
Close of Roll	32,147	33,643	4.65%
Candidates	4	4	0
Informal	2.33%	5.24%	2.91%
Turnout	90.55%	87.14%	-3.41%

Geography
Area: 66 km2

History
First Proclaimed: 1999
Previously Held: ALP (2001 - 2012)
LNP (2012 - 2015)
ALP (2015 -)

Current Member ENOCH, Leeanne
Australian Labor Party

Electoral District of Aspley

Summary Statistics 2015 - 2017

Seat Status: Marginal (Australian Labor Party)
Won On: Preferences (5th Count)
Change: 2017 - Marginal (ALP)
2015 - Marginal (LNP)

	2015	2017	Change
Close of Roll	31,391	36,873	17.46%
Candidates	3	7	4
Informal	1.72%	3.83%	2.11%
Turnout	91.95%	90.54%	-1.41%

Geography
Area: 36 km2

History
First Proclaimed: 1959
Previously Held: Liberal (1960 - 1983)
National (1983 - 1989)
Liberal (1989 - 2001)
ALP (2001 - 2009)
LNP (2009 - 2017)
ALP (2017 -)

Current Member MELLISH, Bart
Australian Labor Party

Electoral District of Bancroft

Summary Statistics 2015 - 2017

Seat Status: Fairly Safe (Australian Labor Party)
Won On: Preferences (3rd Count)
Change: 2017 - Fairly Safe (ALP)

	2015	2017	Change
Close of Roll		34,056	
Candidates	0	5	5
Informal	0.00%	4.26%	4.26%
Turnout	0.00%	87.47%	87.47%

Geography
Area: 74 km2

History
First Proclaimed: 2017
Previously Held:

Current Member WHITING, Chris
Australian Labor Party

Electoral District of Barron River

Summary Statistics 2015 - 2017

Seat Status: Marginal (Australian Labor Party)
Won On: Preferences (4th Count)
Change: No Change - Marginal (ALP)

	2015	2017	Change
Close of Roll	38,470	35,423	-7.92%
Candidates	4	6	2
Informal	2.09%	4.64%	2.55%
Turnout	88.49%	83.95%	-4.54%

Geography
Area: 568 km2

History
First Proclaimed: 1971
Previously Held: ALP (1972 - 1974)
National (1974 - 1989)
ALP (1989 - 1995)
Liberal (1995 - 1998)
ALP (1998 - 2012)
LNP (2012 - 2015)
ALP (2015 -)

Current Member CRAWFORD, Craig
Australian Labor Party

*** Geographical Area reported as approximate land area in Square Kilometers for each Electoral District**

Electoral District Profiles - 2017 State General Election held on 25/11/2017

Electoral District of Bonney

Summary Statistics 2015 - 2017

Seat Status: Marginal (LNP)
Won On: Preferences (3rd Count)
Change: 2017 - Marginal (LNP)

	2015	2017	Change
Close of Roll		33,230	
Candidates	0	5	5
Informal	0.00%	5.91%	5.91%
Turnout	0.00%	83.15%	83.15%

Geography
Area: 29 km2

History
First Proclaimed: 2017
Previously Held:

Current Member O'CONNOR, Sam
LNP

Electoral District of Buderim

Summary Statistics 2015 - 2017

Seat Status: Safe (LNP)
Won On: Preferences (2nd Count)
Change: No Change - Safe (LNP)

	2015	2017	Change
Close of Roll	33,086	34,822	5.25%
Candidates	4	4	0
Informal	2.10%	3.56%	1.46%
Turnout	89.75%	88.10%	-1.65%

Geography
Area: 67 km2

History
First Proclaimed: 2008
Previously Held: LNP (2009 -)

Current Member MICKELBERG, Brent
LNP

Electoral District of Broadwater

Summary Statistics 2015 - 2017

Seat Status: Safe (LNP)
Won On: Preferences (1st Count)
Change: 2017 - Safe (LNP)
2015 - Fairly Safe (LNP)

	2015	2017	Change
Close of Roll	33,794	33,511	-0.84%
Candidates	7	4	-3
Informal	2.56%	3.80%	1.24%
Turnout	86.62%	86.37%	-0.25%

Geography
Area: 130 km2

History
First Proclaimed: 1991
Previously Held: National (1992 - 2001)
ALP (2001 - 2012)
LNP (2012 -)

Current Member CRISAFULLI, David
LNP

Electoral District of Bulimba

Summary Statistics 2015 - 2017

Seat Status: Safe (Australian Labor Party)
Won On: Preferences (3rd Count)
Change: 2017 - Safe (ALP)
2015 - Fairly Safe (ALP)

	2015	2017	Change
Close of Roll	34,284	37,824	10.33%
Candidates	3	5	2
Informal	1.46%	3.43%	1.97%
Turnout	90.18%	87.83%	-2.35%

Geography
Area: 29 km2

History
First Proclaimed: 1873
Previously Held: Independent Ministerialist (1892 - 1901)
Ministerialist (1901 - 1915)
ALP (1915 - 1918)
Ministerialist (1918 - 1923)
ALP (1923 - 1929)
Progressive National (1929 - 1932)
ALP (1932 - 2012)
LNP (2012 - 2015)
ALP (2015 -)

Current Member FARMER, Di
Australian Labor Party

*** Geographical Area reported as approximate land area in Square Kilometers for each Electoral District**

Electoral District Profiles - 2017 State General Election held on 25/11/2017

Electoral District of Bundaberg

Summary Statistics 2015 - 2017

Seat Status: Marginal (LNP)
Won On: Preferences (5th Count)
Change: 2017 - Marginal (LNP)
2015 - Marginal (ALP)

	2015	2017	Change
Close of Roll	29,945	34,757	16.07%
Candidates	5	7	2
Informal	2.19%	4.72%	2.53%
Turnout	91.67%	89.94%	-1.73%

Geography
Area: 108 km2

History
First Proclaimed: 1887
Previously Held: ALP (1892 - 1893)
Ministerialist (1893 - 1896)
ALP (1896 - 1941)
IND Labor (1941 - 1950)
QLD Labor (1950 - 1969)
ALP (1969 - 2006)
National (2006 - 2009)
LNP (2009 - 2015)
ALP (2015 - 2017)
LNP (2017 -)

Current Member BATT, David
LNP

Electoral District of Burdekin

Summary Statistics 2015 - 2017

Seat Status: Marginal (LNP)
Won On: Preferences (2nd Count)
Change: No Change - Marginal (LNP)

	2015	2017	Change
Close of Roll	31,622	34,295	8.45%
Candidates	7	4	-3
Informal	1.97%	3.29%	1.32%
Turnout	90.90%	88.24%	-2.66%

Geography
Area: 78681 km2

History
First Proclaimed: 1949
Previously Held: IND (1950 - 1969)
Country-National (1969 - 1983)
National (1983 - 1998)
Pauline Hanson's One Nation (1998 - 1999)
IND (1999 - 1999)
Country Party Qld (1999 - 2000)
City Country Alliance, Qld (2000 - 2001)
ALP (2001 - 2004)
National (2004 - 2009)
LNP (2009 -)

Current Member LAST, Dale
LNP

Electoral District of Bundamba

Summary Statistics 2015 - 2017

Seat Status: Safe (Australian Labor Party)
Won On: Primary
Change: No Change - Safe (ALP)

	2015	2017	Change
Close of Roll	38,435	33,639	-12.48%
Candidates	4	6	2
Informal	2.29%	8.24%	5.95%
Turnout	88.82%	84.31%	-4.51%

Geography
Area: 150 km2

History
First Proclaimed: 1872
Previously Held: IND (1873 - 1888)
ALP (1888 - 1893)
Ministerialist (1893 - 1912)
ALP (1992 -)

Current Member MILLER, Jo-Ann
Australian Labor Party

Electoral District of Burleigh

Summary Statistics 2015 - 2017

Seat Status: Marginal (LNP)
Won On: Preferences (1st Count)
Change: 2017 - Marginal (LNP)
2015 - Fairly Safe (LNP)

	2015	2017	Change
Close of Roll	34,845	34,812	-0.09%
Candidates	5	3	-2
Informal	2.58%	5.56%	2.98%
Turnout	87.00%	83.91%	-3.09%

Geography
Area: 30 km2

History
First Proclaimed: 1991
Previously Held: National (1992 - 2001)
ALP (2001 - 2012)
LNP (2012 -)

Current Member HART, Michael
LNP

*** Geographical Area reported as approximate land area in Square Kilometers for each Electoral District**

Electoral District Profiles - 2017 State General Election held on 25/11/2017

Electoral District of Burnett

Summary Statistics 2015 - 2017

Seat Status: Safe (LNP)
Won On: Preferences (2nd Count)
Change: 2017 - Safe (LNP)
2015 - Fairly Safe (LNP)

	2015	2017	Change
Close of Roll	34,006	34,015	0.03%
Candidates	5	4	-1
Informal	2.43%	3.91%	1.48%
Turnout	92.19%	90.60%	-1.59%

Geography
Area: 7687 km2

History
First Proclaimed: 1859
Previously Held: Ministerialist (1896 - 1898)
ALP (1898 - 1899)
IND (1899 - 1904)
ALP (1909 - 1912)
Ministerialist (1912 - 1928)
Country-National (1928 - 1932)
Country-National (1960 - 1986)
National (1986 - 2001)
ALP (2001 - 2004)
National (2004 - 2009)
LNP (2009 - 2010)
IND (2010 - 2012)
LNP (2012 -)

Current Member BENNETT, Stephen
LNP

Electoral District of Cairns

Summary Statistics 2015 - 2017

Seat Status: Marginal (Australian Labor Party)
Won On: Preferences (3rd Count)
Change: 2017 - Marginal (ALP)
2015 - Fairly Safe (ALP)

	2015	2017	Change
Close of Roll	36,290	36,569	0.77%
Candidates	5	5	0
Informal	2.39%	4.07%	1.68%
Turnout	85.24%	80.98%	-4.26%

Geography
Area: 60 km2

History
First Proclaimed: 1887
Previously Held: Ministerialist (1893 - 1899)
ALP (1899 - 1902)
IND (1902 - 1904)
ALP (1904 - 1942)
IND (1942 - 1947)
ALP (1947 - 2012)
LNP (2012 - 2015)
ALP (2015 -)

Current Member HEALY, Michael
Australian Labor Party

Electoral District of Callide

Summary Statistics 2015 - 2017

Seat Status: Fairly Safe (LNP)
Won On: Preferences (4th Count)
Change: No Change - Fairly Safe (LNP)

	2015	2017	Change
Close of Roll	30,449	33,540	10.15%
Candidates	7	6	-1
Informal	1.60%	3.63%	2.03%
Turnout	91.98%	89.43%	-2.55%

Geography
Area: 74199 km2

History
First Proclaimed: 1949
Previously Held: Country Party Qld (1950 - 1972)
Country/National (1972 - 1981)
IND (1981 - 1986)
National (1986 - 2009)
LNP (2009 -)

Current Member BOYCE, Colin
LNP

*** Geographical Area reported as approximate land area in Square Kilometers for each Electoral District**

Electoral District Profiles - 2017 State General Election held on 25/11/2017

Electoral District of Caloundra

Summary Statistics 2015 - 2017

Seat Status: Marginal (LNP)
Won On: Preferences (2nd Count)
Change: No Change - Marginal (LNP)

	2015	2017	Change
Close of Roll	33,483	34,268	2.34%
Candidates	5	4	-1
Informal	2.25%	4.07%	1.82%
Turnout	90.76%	88.49%	-2.27%

Geography
Area: 227 km2

History
First Proclaimed: 1991
Previously Held: Liberal (1992 - 2009)
LNP (2009 -)

Current Member MCARDLE, Mark
LNP

Electoral District of Capalaba

Summary Statistics 2015 - 2017

Seat Status: Fairly Safe (Australian Labor Party)
Won On: Preferences (3rd Count)
Change: No Change - Fairly Safe (ALP)

	2015	2017	Change
Close of Roll	32,766	35,913	9.60%
Candidates	3	5	2
Informal	2.60%	4.32%	1.72%
Turnout	91.80%	90.28%	-1.52%

Geography
Area: 45 km2

History
First Proclaimed: 1991
Previously Held: ALP (1992 - 2012)
LNP (2012 - 2015)
ALP (2015 -)

Current Member BROWN, Don
Australian Labor Party

Electoral District of Chatsworth

Summary Statistics 2015 - 2017

Seat Status: Marginal (LNP)
Won On: Preferences (1st Count)
Change: No Change - Marginal (LNP)

	2015	2017	Change
Close of Roll	34,653	34,815	0.47%
Candidates	4	3	-1
Informal	1.67%	4.08%	2.41%
Turnout	91.26%	90.10%	-1.16%

Geography
Area: 57 km2

History
First Proclaimed: 1959
Previously Held: Liberal (1960 - 1977)
ALP (1977 - 2005)
Liberal (2005 - 2006)
ALP (2006 - 2012)
LNP (2012 -)

Current Member MINNIKIN, Steve
LNP

Electoral District of Clayfield

Summary Statistics 2015 - 2017

Seat Status: Marginal (LNP)
Won On: Preferences (1st Count)
Change: 2017 - Marginal (LNP)
2015 - Fairly Safe (LNP)

	2015	2017	Change
Close of Roll	34,641	38,454	11.01%
Candidates	4	3	-1
Informal	1.61%	3.76%	2.15%
Turnout	89.38%	86.76%	-2.62%

Geography
Area: 71 km2

History
First Proclaimed: 1949
Previously Held: Liberal (1950 - 1977)
Liberal (1992 - 2001)
ALP (2001 - 2006)
Liberal (2006 - 2009)
LNP (2009 -)

Current Member NICHOLLS, Tim
LNP

*** Geographical Area reported as approximate land area in Square Kilometers for each Electoral District**

Electoral District Profiles - 2017 State General Election held on 25/11/2017

Electoral District of Condamine

Summary Statistics 2015 - 2017

Seat Status: Fairly Safe (LNP)
Won On: Preferences (3rd Count)
Change: 2017 - Fairly Safe (LNP)
2015 - Safe (LNP)

	2015	2017	Change
Close of Roll	36,667	36,525	-0.39%
Candidates	6	5	-1
Informal	2.09%	3.33%	1.24%
Turnout	92.67%	91.82%	-0.85%

Geography
Area: 6563 km2

History
First Proclaimed: 1949
Previously Held: Country Party Qld (1950 - 1953)
ALP (1953 - 1960)
Country Party Qld (1960 - 1974)
National (1974 - 1992)
LNP (2009 -)

Current Member WEIR, Pat
LNP

Electoral District of Cook

Summary Statistics 2015 - 2017

Seat Status: Marginal (Australian Labor Party)
Won On: Preferences (3rd Count)
Change: 2017 - Marginal (ALP)
2015 - Fairly Safe (ALP)

	2015	2017	Change
Close of Roll	29,613	32,394	9.39%
Candidates	6	5	-1
Informal	1.95%	4.27%	2.32%
Turnout	86.24%	81.26%	-4.98%

Geography
Area: 196836 km2

History
First Proclaimed: 1875
Previously Held: IND (1876 - 1883)
Ministerialist (1883 - 1915)
ALP (1915 - 1929)
Country-National (1929 - 1935)
ALP (1935 - 1950)
Country Party Qld (1950 - 1953)
ALP/QLD Labor/IND (1953 - 1969)
ALP (1969 - 1974)
National (1974 - 1977)
ALP (1977 - 2012)
LNP (2012 - 2015)
ALP (2015 -)

Current Member LUI, Cynthia
Australian Labor Party

Electoral District of Coomera

Summary Statistics 2015 - 2017

Seat Status: Marginal (LNP)
Won On: Preferences (2nd Count)
Change: 2017 - Marginal (LNP)
2015 - Fairly Safe (LNP)

	2015	2017	Change
Close of Roll	39,110	37,009	-5.37%
Candidates	5	4	-1
Informal	2.59%	5.80%	3.21%
Turnout	87.87%	84.08%	-3.79%

Geography
Area: 340 km2

History
First Proclaimed: 2008
Previously Held: LNP (2009 -)

Current Member CRANDON, Michael
LNP

Electoral District of Cooper

Summary Statistics 2015 - 2017

Seat Status: Safe (Australian Labor Party)
Won On: Preferences (2nd Count)
Change: 2017 - Safe (ALP)
2015 - Marginal (ALP)

	2015	2017	Change
Close of Roll	33,278	36,850	10.73%
Candidates	5	4	-1
Informal	1.03%	2.44%	1.41%
Turnout	91.34%	89.96%	-1.38%

Geography
Area: 63 km2

History
First Proclaimed: 1959
Previously Held: Liberal (1960 - 1983)
ALP (1983 - 1986)
Liberal (1986 - 1989)
ALP (1989 - 2012)
LNP (2012 - 2015)
ALP (2015 -)

Current Member JONES, Kate
Australian Labor Party

*** Geographical Area reported as approximate land area in Square Kilometers for each Electoral District**

Electoral District Profiles - 2017 State General Election held on 25/11/2017

Electoral District of Currumbin

Summary Statistics 2015 - 2017

Seat Status: Marginal (LNP)
Won On: Preferences (1st Count)
Change: No Change - Marginal (LNP)

	2015	2017	Change
Close of Roll	34,548	34,409	-0.40%
Candidates	6	4	-2
Informal	2.41%	4.65%	2.24%
Turnout	87.49%	84.47%	-3.02%

Geography
Area: 137 km2

History
First Proclaimed: 1986
Previously Held: National (1986 - 1989)
Liberal (1989 - 1992)
ALP (1992 - 2006)
Liberal (2006 - 2009)
LNP (2009 -)

Current Member STUCKEY, Jann
LNP

Electoral District of Ferny Grove

Summary Statistics 2015 - 2017

Seat Status: Marginal (Australian Labor Party)
Won On: Preferences (2nd Count)
Change: No Change - Marginal (ALP)

	2015	2017	Change
Close of Roll	32,479	35,461	9.18%
Candidates	5	4	-1
Informal	1.53%	3.05%	1.52%
Turnout	92.66%	90.36%	-2.30%

Geography
Area: 49 km2

History
First Proclaimed: 1991
Previously Held: ALP (1992 - 2012)
LNP (2012 - 2015)
ALP (2015 -)

Current Member FURNER, Mark
Australian Labor Party

Electoral District of Everton

Summary Statistics 2015 - 2017

Seat Status: Marginal (LNP)
Won On: Primary
Change: No Change - Marginal (LNP)

	2015	2017	Change
Close of Roll	32,587	36,833	13.03%
Candidates	3	3	0
Informal	1.69%	3.78%	2.09%
Turnout	92.38%	91.34%	-1.04%

Geography
Area: 48 km2

History
First Proclaimed: 1971
Previously Held: ALP (1972 - 1974)
Liberal (1974 - 1977)
ALP (1977 - 2012)
LNP (2012 -)

Current Member MANDER, Tim
LNP

Electoral District of Gaven

Summary Statistics 2015 - 2017

Seat Status: Marginal (Australian Labor Party)
Won On: Preferences (1st Count)
Change: 2017 - Marginal (ALP)
2015 - Marginal (LNP)

	2015	2017	Change
Close of Roll	35,345	32,785	-7.24%
Candidates	7	3	-4
Informal	3.14%	6.52%	3.38%
Turnout	88.39%	86.41%	-1.98%

Geography
Area: 77 km2

History
First Proclaimed: 1999
Previously Held: ALP (2001 - 2006)
National (2006 - 2006)
ALP (2006 - 2009)
LNP (2009 - 2017)
ALP (2017 -)

Current Member SCANLON, Meaghan
Australian Labor Party

*** Geographical Area reported as approximate land area in Square Kilometers for each Electoral District**

Electoral District Profiles - 2017 State General Election held on 25/11/2017

Electoral District of Gladstone

Summary Statistics 2015 - 2017

Seat Status: Safe (Australian Labor Party)
Won On: Primary
Change: No Change - Safe (ALP)

	2015	2017	Change
Close of Roll	35,381	32,216	-8.95%
Candidates	4	4	0
Informal	1.82%	3.34%	1.52%
Turnout	90.67%	86.43%	-4.24%

Geography
Area: 2814 km2

History
First Proclaimed: 1991
Previously Held: ALP (1992 - 1995)
IND (1995 - 2015)
ALP (2015 -)

Current Member BUTCHER, Glenn
Australian Labor Party

Electoral District of Glass House

Summary Statistics 2015 - 2017

Seat Status: Marginal (LNP)
Won On: Preferences (3rd Count)
Change: No Change - Marginal (LNP)

	2015	2017	Change
Close of Roll	35,425	33,365	-5.82%
Candidates	4	5	1
Informal	2.18%	3.58%	1.40%
Turnout	90.60%	89.44%	-1.16%

Geography
Area: 1768 km2

History
First Proclaimed: 1986
Previously Held: National (1986 - 1989)
ALP (1989 - 1992)
ALP (2001 - 2009)
LNP (2009 -)

Current Member POWELL, Andrew
LNP

Electoral District of Greenslopes

Summary Statistics 2015 - 2017

Seat Status: Safe (Australian Labor Party)
Won On: Preferences (1st Count)
Change: 2017 - Safe (ALP)
2015 - Marginal (ALP)

	2015	2017	Change
Close of Roll	31,871	35,771	12.24%
Candidates	4	3	-1
Informal	1.58%	3.52%	1.94%
Turnout	90.75%	88.49%	-2.26%

Geography
Area: 18 km2

History
First Proclaimed: 1959
Previously Held: Liberal (1960 - 1983)
National (1983 - 1989)
ALP (1989 - 1995)
Liberal (1995 - 1998)
ALP (1998 - 2012)
LNP (2012 - 2015)
ALP (2015 -)

Current Member KELLY, Joe
Australian Labor Party

Electoral District of Gregory

Summary Statistics 2015 - 2017

Seat Status: Safe (LNP)
Won On: Preferences (3rd Count)
Change: No Change - Safe (LNP)

	2015	2017	Change
Close of Roll	26,529	24,862	-6.28%
Candidates	6	5	-1
Informal	1.79%	3.22%	1.43%
Turnout	90.92%	87.74%	-3.18%

Geography
Area: 459681 km2

History
First Proclaimed: 1878
Previously Held: ALP (1899 - 1939)
IND (1939 - 1941)
ALP/QLD Labor (1941 - 1957)
Country-National (1957 - 1974)
National (1974 - 2009)
LNP (2009 -)

Current Member MILLAR, Lachlan
LNP

*** Geographical Area reported as approximate land area in Square Kilometers for each Electoral District**

Electoral District Profiles - 2017 State General Election held on 25/11/2017

Electoral District of Gympie

Summary Statistics 2015 - 2017

Seat Status: Fairly Safe (LNP)
Won On: Preferences (3rd Count)
Change: No Change - Fairly Safe (LNP)

	2015	2017	Change
Close of Roll	33,448	36,955	10.48%
Candidates	5	5	0
Informal	2.20%	4.20%	2.00%
Turnout	91.52%	89.72%	-1.80%

Geography
Area: 4628 km2

History
First Proclaimed: 1872
Previously Held: Ministerialist (1912 - 1915)
ALP (1915 - 1929)
Country-National (1929 - 1935)
ALP (1935 - 1950)
National (1960 - 2001)
One Nation (2001 - 2002)
IND (2002 - 2006)
National (2006 - 2009)
LNP (2009 -)

Current Member PERRETT, Tony
LNP

Electoral District of Hervey Bay

Summary Statistics 2015 - 2017

Seat Status: Fairly Safe (LNP)
Won On: Preferences (3rd Count)
Change: No Change - Fairly Safe (LNP)

	2015	2017	Change
Close of Roll	36,284	37,620	3.68%
Candidates	6	5	-1
Informal	2.35%	4.04%	1.69%
Turnout	90.13%	88.49%	-1.64%

Geography
Area: 1809 km2

History
First Proclaimed: 1991
Previously Held: ALP (1992 - 1998)
Pauline Hanson's One Nation (1998 - 1999)
City Country Alliance, Qld (1999 - 2001)
ALP (2001 - 2009)
LNP (2009 -)

Current Member SORENSEN, Ted
LNP

Electoral District of Hill

Summary Statistics 2015 - 2017

Seat Status: Safe (Katter's Australian Party)
Won On: Preferences (2nd Count)
Change: 2017 - Safe (KAP)

	2015	2017	Change
Close of Roll		36,893	
Candidates	0	6	6
Informal	0.00%	3.56%	3.56%
Turnout	0.00%	87.90%	87.90%

Geography
Area: 19752 km2

History
First Proclaimed: 2017
Previously Held:

Current Member KNUTH, Shane
Katter's Australian Party

Electoral District of Hinchinbrook

Summary Statistics 2015 - 2017

Seat Status: Fairly Safe (Katter's Australian Party)
Won On: Preferences (4th Count)
Change: 2017 - Fairly Safe (KAP)
2015 - Fairly Safe (LNP)

	2015	2017	Change
Close of Roll	33,562	33,488	-0.22%
Candidates	6	6	0
Informal	1.71%	4.09%	2.38%
Turnout	90.61%	88.12%	-2.49%

Geography
Area: 6497 km2

History
First Proclaimed: 1949
Previously Held: ALP (1950 - 1960)
Country Party Qld (1960 - 1972)
Country/National (1972 - 1989)
National (1989 - 2009)
LNP (2009 - 2017)
KAP (2017 -)

Current Member DAMETTO, Nick
Katter's Australian Party

*** Geographical Area reported as approximate land area in Square Kilometers for each Electoral District**

Electoral District Profiles - 2017 State General Election held on 25/11/2017

Electoral District of Inala

Summary Statistics 2015 - 2017

Seat Status: Safe (Australian Labor Party)
Won On: Primary
Change: No Change - Safe (ALP)

	2015	2017	Change
Close of Roll	31,518	33,970	7.78%
Candidates	3	3	0
Informal	2.24%	7.16%	4.92%
Turnout	89.67%	86.58%	-3.09%

Geography
Area: 52 km2

History
First Proclaimed: 1991
Previously Held: ALP (1992 -)

Current Member PALASZCZUK, Annastacia
Australian Labor Party

Electoral District of Ipswich

Summary Statistics 2015 - 2017

Seat Status: Safe (Australian Labor Party)
Won On: Preferences (2nd Count)
Change: No Change - Safe (ALP)

	2015	2017	Change
Close of Roll	33,371	31,774	-4.79%
Candidates	5	5	0
Informal	2.06%	5.23%	3.17%
Turnout	91.42%	88.70%	-2.72%

Geography
Area: 86 km2

History
First Proclaimed: 1859
Previously Held: IND/Ministerialist/Opposition/ALP (1860 - 1912)
Ministerialist (1912 - 1915)
ALP (1915 - 1929)
Country-National (1929 - 1932)
ALP (1932 - 1960)
ALP (1960 - 1972)
Liberal (1972 - 1983)
ALP (1983 - 2012)
LNP (2012 - 2015)
ALP (2015 -)

Current Member HOWARD, Jennifer
Australian Labor Party

Electoral District of Ipswich West

Summary Statistics 2015 - 2017

Seat Status: Fairly Safe (Australian Labor Party)
Won On: Preferences (1st Count)
Change: No Change - Fairly Safe (ALP)

	2015	2017	Change
Close of Roll	34,418	33,898	-1.51%
Candidates	5	4	-1
Informal	2.02%	4.74%	2.72%
Turnout	91.09%	88.84%	-2.25%

Geography
Area: 365 km2

History
First Proclaimed: 1959
Previously Held: ALP (1960 - 1974)
National (1974 - 1977)
ALP (1977 - 1998)
Pauline Hanson's One Nation (1998 - 1999)
City Country Alliance, Qld (1999 - 2001)
ALP (2001 - 2012)
LNP (2012 - 2015)
ALP (2015 -)

Current Member MADDEN, Jim
Australian Labor Party

Electoral District of Jordan

Summary Statistics 2015 - 2017

Seat Status: Fairly Safe (Australian Labor Party)
Won On: Preferences (4th Count)
Change: 2017 - Fairly Safe (ALP)

	2015	2017	Change
Close of Roll		33,336	
Candidates	0	7	7
Informal	0.00%	6.26%	6.26%
Turnout	0.00%	89.04%	89.04%

Geography
Area: 314 km2

History
First Proclaimed: 2017
Previously Held:

Current Member MULLEN, Charis
Australian Labor Party

*** Geographical Area reported as approximate land area in Square Kilometers for each Electoral District**

Electoral District Profiles - 2017 State General Election held on 25/11/2017

Electoral District of Kawana

Summary Statistics 2015 - 2017

Seat Status: Safe (LNP)
Won On: Primary
Change: No Change - Safe (LNP)

	2015	2017	Change
Close of Roll	35,998	34,844	-3.21%
Candidates	6	5	-1
Informal	2.29%	4.90%	2.61%
Turnout	89.75%	87.82%	-1.93%

Geography
Area: 47 km2

History
First Proclaimed: 1999
Previously Held: ALP (2001 - 2006)
Liberal (2006 - 2009)
LNP (2009 -)

Current Member BLEIJIE, Jarrod
LNP

Electoral District of Kurwongbah

Summary Statistics 2015 - 2017

Seat Status: Fairly Safe (Australian Labor Party)
Won On: Preferences (3rd Count)
Change: 2017 - Fairly Safe (ALP)

	2015	2017	Change
Close of Roll		34,780	
Candidates	0	5	5
Informal	0.00%	4.43%	4.43%
Turnout	0.00%	89.08%	89.08%

Geography
Area: 125 km2

History
First Proclaimed: 1991
Previously Held: ALP (1992 - 2009)

Current Member KING, Shane
Australian Labor Party

Electoral District of Keppel

Summary Statistics 2015 - 2017

Seat Status: Marginal (Australian Labor Party)
Won On: Preferences (2nd Count)
Change: No Change - Marginal (ALP)

	2015	2017	Change
Close of Roll	35,625	35,307	-0.89%
Candidates	5	4	-1
Informal	1.68%	3.43%	1.75%
Turnout	92.56%	90.63%	-1.93%

Geography
Area: 3763 km2

History
First Proclaimed: 1910
Previously Held: ALP (1912 - 1929)
Country Party Qld (1929 - 1944)
ALP (1944 - 1952)
ALP/QLD Labor (1952 - 1957)
ALP (1957 - 1960)
National (1992 - 2004)
ALP (2004 - 2012)
LNP (2012 - 2015)
ALP (2015 -)

Current Member LAUGA, Brittany
Australian Labor Party

Electoral District of Lockyer

Summary Statistics 2015 - 2017

Seat Status: Marginal (LNP)
Won On: Preferences (3rd Count)
Change: No Change - Marginal (LNP)

	2015	2017	Change
Close of Roll	33,523	33,559	0.11%
Candidates	6	5	-1
Informal	1.54%	3.90%	2.36%
Turnout	92.14%	89.84%	-2.30%

Geography
Area: 2568 km2

History
First Proclaimed: 1887
Previously Held: Ministerialist (1893 - 1918)
ALP (1918 - 1920)
Country-National (1920 - 1929)
IND (1929 - 1932)
Liberal (1950 - 1980)
National (1980 - 1998)
Pauline Hanson's One Nation (1998 - 1999)
City Country Alliance, Qld (1999 - 2001)
One Nation (2001 - 2004)
National (2004 - 2009)
LNP (2009 -)

Current Member MCDONALD, Jim
LNP

*** Geographical Area reported as approximate land area in Square Kilometers for each Electoral District**

Electoral District Profiles - 2017 State General Election held on 25/11/2017

Electoral District of Logan

Summary Statistics 2015 - 2017

Seat Status: Fairly Safe (Australian Labor Party)
Won On: Preferences (4th Count)
Change: 2017 - Fairly Safe (ALP)
2015 - Safe (ALP)

	2015	2017	Change
Close of Roll	30,724	33,002	7.41%
Candidates	6	6	0
Informal	3.11%	5.69%	2.58%
Turnout	89.94%	87.22%	-2.72%

Geography
Area: 356 km2

History
First Proclaimed: 1872
Previously Held: IND (1883 - 1896)
Ministerialist (1896 - 1918)
ALP (1918 - 1920)
Country-National/Country (1920 - 1935)
ALP (1935 - 1944)
Liberal (1944 - 1950)
Country Party Qld (1960 - 1969)
ALP (1969 - 1972)
ALP (1986 - 2012)
LNP (2012 - 2015)
ALP (2015 -)

Current Member POWER, Linus
Australian Labor Party

Electoral District of Lytton

Summary Statistics 2015 - 2017

Seat Status: Safe (Australian Labor Party)
Won On: Preferences (1st Count)
Change: 2017 - Safe (ALP)
2015 - Fairly Safe (ALP)

	2015	2017	Change
Close of Roll	32,733	36,237	10.70%
Candidates	5	4	-1
Informal	1.89%	3.25%	1.36%
Turnout	91.30%	89.86%	-1.44%

Geography
Area: 65 km2

History
First Proclaimed: 1971
Previously Held: ALP (1972 - 2012)
LNP (2012 - 2015)
ALP (2015 -)

Current Member PEASE, Joan
Australian Labor Party

Electoral District of Macalister

Summary Statistics 2015 - 2017

Seat Status: Fairly Safe (Australian Labor Party)
Won On: Preferences (5th Count)
Change: 2017 - Fairly Safe (ALP)

	2015	2017	Change
Close of Roll		34,898	
Candidates	0	7	7
Informal	0.00%	6.62%	6.62%
Turnout	0.00%	85.45%	85.45%

Geography
Area: 91 km2

History
First Proclaimed: 2017
Previously Held:

Current Member MCMAHON, Melissa
Australian Labor Party

Electoral District of McConnel

Summary Statistics 2015 - 2017

Seat Status: Fairly Safe (Australian Labor Party)
Won On: Preferences (4th Count)
Change: 2017 - Fairly Safe (ALP)
2015 - Marginal (ALP)

	2015	2017	Change
Close of Roll	34,465	35,013	1.59%
Candidates	4	6	2
Informal	1.64%	3.95%	2.31%
Turnout	84.96%	81.57%	-3.39%

Geography
Area: 13 km2

History
First Proclaimed: 1977
Previously Held: ALP (1977 - 2012)
LNP (2012 - 2015)
ALP (2015 -)

Current Member GRACE, Grace
Australian Labor Party

*** Geographical Area reported as approximate land area in Square Kilometers for each Electoral District**

Electoral District Profiles - 2017 State General Election held on 25/11/2017

Electoral District of Mackay

Summary Statistics 2015 - 2017

Seat Status: Fairly Safe (Australian Labor Party)
Won On: Preferences (3rd Count)
Change: 2017 - Fairly Safe (ALP)
2015 - Safe (ALP)

	2015	2017	Change
Close of Roll	29,674	37,259	25.56%
Candidates	5	5	0
Informal	2.46%	4.46%	2.00%
Turnout	89.44%	86.94%	-2.50%

Geography
Area: 80 km2

History
First Proclaimed: 1878
Previously Held: Ministerialist (1888 - 1904)
ALP (1904 - 1907)
Oppositionist (1907 - 1912)
Ministerialist (1912 - 1915)
ALP (1915 -)

Current Member GILBERT, Julieanne
Australian Labor Party

Electoral District of Mansfield

Summary Statistics 2015 - 2017

Seat Status: Marginal (Australian Labor Party)
Won On: Preferences (2nd Count)
Change: 2017 - Marginal (ALP)
2015 - Marginal (LNP)

	2015	2017	Change
Close of Roll	30,114	33,859	12.44%
Candidates	4	4	0
Informal	1.69%	4.13%	2.44%
Turnout	90.59%	88.96%	-1.63%

Geography
Area: 70 km2

History
First Proclaimed: 1971
Previously Held: Liberal (1972 - 1983)
National (1983 - 1989)
ALP (1989 - 1995)
Liberal (1995 - 1998)
ALP (1998 - 2012)
LNP (2012 - 2017)
ALP (2017 -)

Current Member MCMILLAN, Corrine
Australian Labor Party

Electoral District of Maiwar

Summary Statistics 2015 - 2017

Seat Status: Marginal (The Greens)
Won On: Preferences (2nd Count)
Change: 2017 - Marginal (GRN)
2015 - Marginal (ALP)

	2015	2017	Change
Close of Roll	31,760	37,608	18.41%
Candidates	4	4	0
Informal	1.25%	2.40%	1.15%
Turnout	87.64%	86.81%	-0.83%

Geography
Area: 38 km2

History
First Proclaimed: 1949
Previously Held: Liberal (1950 - 1989)
ALP (1989 - 2012)
LNP (2012 - 2015)
ALP (2015 - 2017)
GRN (2017 -)

Current Member BERKMAN, Michael
The Greens

Electoral District of Maroochydore

Summary Statistics 2015 - 2017

Seat Status: Fairly Safe (LNP)
Won On: Preferences (2nd Count)
Change: No Change - Fairly Safe (LNP)

	2015	2017	Change
Close of Roll	36,649	34,346	-6.28%
Candidates	4	4	0
Informal	2.07%	3.74%	1.67%
Turnout	87.78%	85.74%	-2.04%

Geography
Area: 45 km2

History
First Proclaimed: 1991
Previously Held: National (1992 - 2009)
LNP (2009 -)

Current Member SIMPSON, Fiona
LNP

*** Geographical Area reported as approximate land area in Square Kilometers for each Electoral District**

Electoral District Profiles - 2017 State General Election held on 25/11/2017

Electoral District of Maryborough

Summary Statistics 2015 - 2017

Seat Status: Marginal (Australian Labor Party)
Won On: Preferences (3rd Count)
Change: No Change - Marginal (ALP)

	2015	2017	Change
Close of Roll	35,190	36,130	2.67%
Candidates	7	5	-2
Informal	1.95%	3.78%	1.83%
Turnout	92.02%	90.46%	-1.56%

Geography
Area: 4705 km2

History
First Proclaimed: 1864
Previously Held: Ministerialist (1909 - 1915)
ALP (1915 - 1929)
Country-National (1929 - 1932)
ALP (1932 - 1971)
Liberal (1971 - 1977)
ALP (1977 - 1983)
National (1983 - 1989)
ALP (1989 - 1998)
Pauline Hanson's One Nation (1998 - 1999)
IND (1999 - 2012)
LNP (2012 - 2015)
ALP (2015 -)

Current Member SAUNDERS, Bruce
Australian Labor Party

Electoral District of Mermaid Beach

Summary Statistics 2015 - 2017

Seat Status: Fairly Safe (LNP)
Won On: Preferences (5th Count)
Change: 2017 - Fairly Safe (LNP)
2015 - Safe (LNP)

	2015	2017	Change
Close of Roll	35,102	34,479	-1.77%
Candidates	5	7	2
Informal	2.83%	6.64%	3.81%
Turnout	85.62%	83.43%	-2.19%

Geography
Area: 23 km2

History
First Proclaimed: 2008
Previously Held: LNP (2009 -)

Current Member STEVENS, Ray
LNP

Electoral District of Miller

Summary Statistics 2015 - 2017

Seat Status: Fairly Safe (Australian Labor Party)
Won On: Preferences (2nd Count)
Change: 2017 - Fairly Safe (ALP)
2015 - Safe (ALP)

	2015	2017	Change
Close of Roll	34,353	34,567	0.62%
Candidates	5	4	-1
Informal	1.63%	2.65%	1.02%
Turnout	90.33%	89.07%	-1.26%

Geography
Area: 27 km2

History
First Proclaimed: 1999
Previously Held: ALP (2001 - 2012)
LNP (2012 - 2015)
ALP (2015 -)

Current Member BAILEY, Mark
Australian Labor Party

Electoral District of Mirani

Summary Statistics 2015 - 2017

Seat Status: Marginal (Pauline Hanson's One Nation)
Won On: Preferences (2nd Count)
Change: 2017 - Marginal (ONP)
2015 - Marginal (ALP)

	2015	2017	Change
Close of Roll	34,105	32,764	-3.93%
Candidates	4	4	0
Informal	2.01%	3.46%	1.45%
Turnout	92.28%	91.13%	-1.15%

Geography
Area: 25976 km2

History
First Proclaimed: 1911
Previously Held: Country-National (1912 - 1935)
ALP (1935 - 1947)
Country Party Qld (1947 - 1965)
Country/National (1965 - 1980)
National (1980 - 2009)
LNP (2009 - 2015)
ALP (2015 - 2017)
ONP (2017 -)

Current Member ANDREW, Stephen
Pauline Hanson's One Nation

*** Geographical Area reported as approximate land area in Square Kilometers for each Electoral District**

Electoral District Profiles - 2017 State General Election held on 25/11/2017

Electoral District of Moggill

Summary Statistics 2015 - 2017

Seat Status: Marginal (LNP)
Won On: Preferences (1st Count)
Change: 2017 - Marginal (LNP)
2015 - Fairly Safe (LNP)

	2015	2017	Change
Close of Roll	33,250	34,904	4.97%
Candidates	5	4	-1
Informal	1.49%	2.74%	1.25%
Turnout	91.93%	91.29%	-0.64%

Geography
Area: 307 km2

History
First Proclaimed: 1986
Previously Held: Liberal (1986 - 2009)
LNP (2009 -)

Current Member ROWAN, Christian
LNP

Electoral District of Morayfield

Summary Statistics 2015 - 2017

Seat Status: Fairly Safe (Australian Labor Party)
Won On: Preferences (2nd Count)
Change: 2017 - Fairly Safe (ALP)
2015 - Safe (ALP)

	2015	2017	Change
Close of Roll	33,340	34,615	3.82%
Candidates	7	5	-2
Informal	2.48%	4.45%	1.97%
Turnout	90.80%	86.57%	-4.23%

Geography
Area: 69 km2

History
First Proclaimed: 2008
Previously Held: ALP (2009 - 2012)
LNP (2012 - 2015)
ALP (2015 -)

Current Member RYAN, Mark
Australian Labor Party

Electoral District of Mount Ommaney

Summary Statistics 2015 - 2017

Seat Status: Marginal (Australian Labor Party)
Won On: Preferences (2nd Count)
Change: 2017 - Marginal (ALP)
2015 - Marginal (LNP)

	2015	2017	Change
Close of Roll	31,682	35,305	11.44%
Candidates	4	4	0
Informal	1.84%	3.40%	1.56%
Turnout	92.22%	90.74%	-1.48%

Geography
Area: 31 km2

History
First Proclaimed: 1991
Previously Held: ALP (1992 - 1995)
Liberal (1995 - 1998)
ALP (1998 - 2012)
LNP (2012 - 2017)
ALP (2017 -)

Current Member PUGH, Jess
Australian Labor Party

Electoral District of Mudgeeraba

Summary Statistics 2015 - 2017

Seat Status: Fairly Safe (LNP)
Won On: Preferences (4th Count)
Change: 2017 - Fairly Safe (LNP)
2015 - Safe (LNP)

	2015	2017	Change
Close of Roll	34,117	36,268	6.30%
Candidates	6	6	0
Informal	2.71%	5.12%	2.41%
Turnout	88.43%	86.41%	-2.02%

Geography
Area: 402 km2

History
First Proclaimed: 1999
Previously Held: ALP (2001 - 2009)
LNP (2009 -)

Current Member BATES, Ros
LNP

*** Geographical Area reported as approximate land area in Square Kilometers for each Electoral District**

Electoral District Profiles - 2017 State General Election held on 25/11/2017

Electoral District of Mulgrave

Summary Statistics 2015 - 2017

Seat Status: Safe (Australian Labor Party)
Won On: Preferences (1st Count)
Change: No Change - Safe (ALP)

	2015	2017	Change
Close of Roll	30,754	34,190	11.17%
Candidates	5	4	-1
Informal	2.27%	4.89%	2.62%
Turnout	88.66%	84.74%	-3.92%

Geography
Area: 819 km2

History
First Proclaimed: 1872
Previously Held: Ministerialist (1878 - 1886)
IND (1886 - 1888)
Country Party Qld (1950 - 1953)
ALP (1953 - 1957)
QLD Labor (1957 - 1957)
Country/National (1957 - 1989)
ALP (1989 - 1995)
National (1995 - 1998)
Pauline Hanson's One Nation (1998 - 1998)
ALP (1998 -)

Current Member PITT, Curtis
Australian Labor Party

Electoral District of Mundingburra

Summary Statistics 2015 - 2017

Seat Status: Marginal (Australian Labor Party)
Won On: Preferences (6th Count)
Change: No Change - Marginal (ALP)

	2015	2017	Change
Close of Roll	30,174	33,801	12.02%
Candidates	4	8	4
Informal	2.24%	4.85%	2.61%
Turnout	89.60%	86.77%	-2.83%

Geography
Area: 122 km2

History
First Proclaimed: 1911
Previously Held: ALP (1912 - 1944)
North QLD Labor (1944 - 1960)
ALP (1992 - 1996)
Liberal (1996 - 1998)
ALP (1998 - 2012)
LNP (2012 - 2015)
ALP (2015 -)

Current Member O'ROURKE, Coralee
Australian Labor Party

Electoral District of Murrumba

Summary Statistics 2015 - 2017

Seat Status: Fairly Safe (Australian Labor Party)
Won On: Preferences (1st Count)
Change: No Change - Fairly Safe (ALP)

	2015	2017	Change
Close of Roll	39,133	37,050	-5.32%
Candidates	4	4	0
Informal	2.18%	4.44%	2.26%
Turnout	89.80%	87.30%	-2.50%

Geography
Area: 63 km2

History
First Proclaimed: 1911
Previously Held: Ministerialist (1912 - 1918)
Country-National (1918 - 1932)
Country Party Qld (1932 - 1977)
ALP (1977 - 2012)
LNP (2012 - 2015)
ALP (2015 -)

Current Member MILES, Steven
Australian Labor Party

Electoral District of Nanango

Summary Statistics 2015 - 2017

Seat Status: Safe (LNP)
Won On: Preferences (2nd Count)
Change: No Change - Safe (LNP)

	2015	2017	Change
Close of Roll	34,615	36,217	4.63%
Candidates	6	4	-2
Informal	1.91%	3.36%	1.45%
Turnout	91.89%	89.60%	-2.29%

Geography
Area: 18122 km2

History
First Proclaimed: 1911
Previously Held: Qld Farmers Union (1912 - 1920)
Country Party Qld (1920 - 1950)
IND (2001 - 2012)
LNP (2012 -)

Current Member FRECKLINGTON, Deb
LNP

*** Geographical Area reported as approximate land area in Square Kilometers for each Electoral District**

Electoral District Profiles - 2017 State General Election held on 25/11/2017

Electoral District of Nicklin

Summary Statistics 2015 - 2017

Seat Status: Marginal (LNP)
Won On: Preferences (5th Count)
Change: 2017 - Marginal (LNP)
2015 - Safe (IND)

	2015	2017	Change
Close of Roll	34,129	32,813	-3.86%
Candidates	4	7	3
Informal	2.22%	4.43%	2.21%
Turnout	90.59%	87.84%	-2.75%

Geography
Area: 686 km2

History
First Proclaimed: 1986
Previously Held: National (1986 - 1989)
Liberal (1989 - 1990)
National (1990 - 1998)
IND (1998 - 2017)
LNP (2017 -)

Current Member HUNT, Marty
LNP

Electoral District of Noosa

Summary Statistics 2015 - 2017

Seat Status: Safe (Independent)
Won On: Preferences (5th Count)
Change: 2017 - Safe (IND)
2015 - Fairly Safe (LNP)

	2015	2017	Change
Close of Roll	35,872	35,759	-0.32%
Candidates	4	7	3
Informal	2.10%	3.73%	1.63%
Turnout	90.47%	87.71%	-2.76%

Geography
Area: 728 km2

History
First Proclaimed: 1991
Previously Held: Liberal (1992 - 2001)
ALP (2001 - 2006)
Liberal (2006 - 2009)
LNP (2009 - 2017)
IND (2017 -)

Current Member BOLTON, Sandy

Electoral District of Ninderry

Summary Statistics 2015 - 2017

Seat Status: Fairly Safe (LNP)
Won On: Preferences (4th Count)
Change: 2017 - Fairly Safe (LNP)

	2015	2017	Change
Close of Roll		35,706	
Candidates	0	6	6
Informal	0.00%	4.96%	4.96%
Turnout	0.00%	87.33%	87.33%

Geography
Area: 301 km2

History
First Proclaimed: 2017
Previously Held:

Current Member PURDIE, Dan
LNP

Electoral District of Nudgee

Summary Statistics 2015 - 2017

Seat Status: Safe (Australian Labor Party)
Won On: Primary
Change: No Change - Safe (ALP)

	2015	2017	Change
Close of Roll	35,099	36,606	4.29%
Candidates	5	4	-1
Informal	1.76%	3.96%	2.20%
Turnout	90.30%	88.17%	-2.13%

Geography
Area: 42 km2

History
First Proclaimed: 1959
Previously Held: ALP (1960 - 2012)
LNP (2012 - 2015)
ALP (2015 -)

Current Member LINARD, Leanne
Australian Labor Party

*** Geographical Area reported as approximate land area in Square Kilometers for each Electoral District**

Electoral District Profiles - 2017 State General Election held on 25/11/2017

Electoral District of Oodgeroo

Summary Statistics 2015 - 2017

Seat Status: Fairly Safe (LNP)
Won On: Primary
Change: 2017 - Fairly Safe (LNP)
2015 - Marginal (LNP)

	2015	2017	Change
Close of Roll	34,947	32,116	-8.10%
Candidates	3	3	0
Informal	1.85%	4.42%	2.57%
Turnout	91.88%	90.40%	-1.48%

Geography
Area: 308 km2

History
First Proclaimed: 1991
Previously Held: ALP (1992 - 2009)
LNP (2009 -)

Current Member ROBINSON, Mark
LNP

Electoral District of Pumicestone

Summary Statistics 2015 - 2017

Seat Status: Marginal (LNP)
Won On: Preferences (4th Count)
Change: 2017 - Marginal (LNP)
2015 - Marginal (ALP)

	2015	2017	Change
Close of Roll	37,587	35,004	-6.87%
Candidates	6	6	0
Informal	2.21%	4.18%	1.97%
Turnout	90.24%	88.05%	-2.19%

Geography
Area: 337 km2

History
First Proclaimed: 1999
Previously Held: ALP (2001 - 2012)
LNP (2012 - 2015)
ALP (2015 - 2017)
LNP (2017 -)

Current Member WILSON, Simone
LNP

Electoral District of Pine Rivers

Summary Statistics 2015 - 2017

Seat Status: Fairly Safe (Australian Labor Party)
Won On: Preferences (4th Count)
Change: No Change - Fairly Safe (ALP)

	2015	2017	Change
Close of Roll	33,663	37,031	10.01%
Candidates	4	7	3
Informal	2.09%	3.89%	1.80%
Turnout	92.34%	91.28%	-1.06%

Geography
Area: 539 km2

History
First Proclaimed: 1971
Previously Held: ALP (1972 - 1974)
Liberal (1974 - 1983)
National (1983 - 1989)
ALP (1989 - 1992)
ALP (2009 - 2012)
LNP (2012 - 2015)
ALP (2015 -)

Current Member BOYD, Nikki
Australian Labor Party

Electoral District of Redcliffe

Summary Statistics 2015 - 2017

Seat Status: Marginal (Australian Labor Party)
Won On: Preferences (4th Count)
Change: 2017 - Marginal (ALP)
2015 - Fairly Safe (ALP)

	2015	2017	Change
Close of Roll	34,185	36,684	7.31%
Candidates	6	6	0
Informal	1.99%	4.66%	2.67%
Turnout	90.98%	87.62%	-3.36%

Geography
Area: 200 km2

History
First Proclaimed: 1959
Previously Held: Liberal/IND/National (1960 - 1979)
Liberal (1979 - 1989)
ALP (1989 - 2005)
Liberal (2005 - 2006)
ALP (2006 - 2012)
LNP (2012 - 2014)
ALP (2014 -)

Current Member D'ATH, Yvette
Australian Labor Party

*** Geographical Area reported as approximate land area in Square Kilometers for each Electoral District**

Electoral District Profiles - 2017 State General Election held on 25/11/2017

Electoral District of Redlands

Summary Statistics 2015 - 2017

Seat Status: Marginal (Australian Labor Party)
Won On: Preferences (3rd Count)
Change: 2017 - Marginal (ALP)
2015 - Marginal (LNP)

	2015	2017	Change
Close of Roll	34,028	34,632	1.78%
Candidates	6	5	-1
Informal	2.33%	4.02%	1.69%
Turnout	91.52%	89.36%	-2.16%

Geography
Area: 121 km2

History
First Proclaimed: 1971
Previously Held: ALP (1972 - 1974)
National (1974 - 1989)
ALP (1989 - 1995)
National (1995 - 2001)
ALP (2001 - 2009)
LNP (2009 - 2017)
ALP (2017 -)

Current Member RICHARDS, Kim
Australian Labor Party

Electoral District of Sandgate

Summary Statistics 2015 - 2017

Seat Status: Safe (Australian Labor Party)
Won On: Preferences (1st Count)
Change: No Change - Safe (ALP)

	2015	2017	Change
Close of Roll	33,014	36,123	9.42%
Candidates	4	4	0
Informal	1.91%	3.53%	1.62%
Turnout	91.90%	90.26%	-1.64%

Geography
Area: 35 km2

History
First Proclaimed: 1923
Previously Held: United/Country (1923 - 1935)
ALP (1935 - 1941)
Country/Qld Peoples Party/Liberal (1941 - 1953)
ALP/QLD Labor (1953 - 1957)
Liberal (1957 - 1960)
ALP (1960 - 2012)
LNP (2012 - 2015)
ALP (2015 -)

Current Member HINCHLIFFE, Stirling
Australian Labor Party

Electoral District of Rockhampton

Summary Statistics 2015 - 2017

Seat Status: Marginal (Australian Labor Party)
Won On: Preferences (3rd Count)
Change: 2017 - Marginal (ALP)
2015 - Safe (ALP)

	2015	2017	Change
Close of Roll	32,696	35,801	9.50%
Candidates	5	5	0
Informal	2.73%	4.28%	1.55%
Turnout	91.76%	88.96%	-2.80%

Geography
Area: 174 km2

History
First Proclaimed: 1864
Previously Held: IND (1888 - 1902)
ALP (1902 - 1929)
IND (1929 - 1932)
ALP (1932 - 1957)
QLD Labor (1957 - 1960)
ALP (1960 -)

Current Member O'ROURKE, Barry
Australian Labor Party

Electoral District of Scenic Rim

Summary Statistics 2015 - 2017

Seat Status: Safe (LNP)
Won On: Preferences (2nd Count)
Change: 2017 - Safe (LNP)
2015 - Fairly Safe (LNP)

	2015	2017	Change
Close of Roll	35,644	36,245	1.69%
Candidates	6	4	-2
Informal	2.31%	3.88%	1.57%
Turnout	91.28%	90.12%	-1.16%

Geography
Area: 4809 km2

History
First Proclaimed: 1991
Previously Held: National (1992 - 2009)
LNP (2009 - 2010)
IND (2010 - 2012)
LNP (2012 -)

Current Member KRAUSE, Jon
LNP

*** Geographical Area reported as approximate land area in Square Kilometers for each Electoral District**

Electoral District Profiles - 2017 State General Election held on 25/11/2017

Electoral District of South Brisbane

Summary Statistics 2015 - 2017

Seat Status: Marginal (Australian Labor Party)
Won On: Preferences (5th Count)
Change: 2017 - Marginal (ALP)
2015 - Safe (ALP)

	2015	2017	Change
Close of Roll	33,902	34,460	1.65%
Candidates	4	7	3
Informal	1.65%	3.65%	2.00%
Turnout	86.75%	83.72%	-3.03%

Geography
Area: 12 km2

History
First Proclaimed: 1912
Previously Held: Ministerialist (1912 - 1915)
ALP (1915 - 1929)
Country-National (1929 - 1932)
ALP/QLD Labor (1932 - 1960)
ALP (1960 - 1974)
Liberal (1974 - 1977)
ALP (1977 -)

Current Member TRAD, Jackie
Australian Labor Party

Electoral District of Southern Downs

Summary Statistics 2015 - 2017

Seat Status: Safe (LNP)
Won On: Preferences (4th Count)
Change: No Change - Safe (LNP)

	2015	2017	Change
Close of Roll	33,875	35,622	5.16%
Candidates	4	6	2
Informal	1.99%	3.66%	1.67%
Turnout	92.46%	90.49%	-1.97%

Geography
Area: 30951 km2

History
First Proclaimed: 1999
Previously Held: National (2001 - 2009)
LNP (2009 -)

Current Member LISTER, James
LNP

Electoral District of Southport

Summary Statistics 2015 - 2017

Seat Status: Fairly Safe (LNP)
Won On: Preferences (2nd Count)
Change: 2017 - Fairly Safe (LNP)
2015 - Marginal (LNP)

	2015	2017	Change
Close of Roll	34,899	34,005	-2.56%
Candidates	5	5	0
Informal	2.81%	5.21%	2.40%
Turnout	85.30%	82.36%	-2.94%

Geography
Area: 33 km2

History
First Proclaimed: 1949
Previously Held: Country Party Qld (1950 - 1960)
Liberal (1977 - 1980)
National (1980 - 2001)
ALP (2001 - 2012)
LNP (2012 -)

Current Member MOLHOEK, Rob
LNP

Electoral District of Springwood

Summary Statistics 2015 - 2017

Seat Status: Marginal (Australian Labor Party)
Won On: Preferences (2nd Count)
Change: No Change - Marginal (ALP)

	2015	2017	Change
Close of Roll	33,396	35,319	5.76%
Candidates	5	4	-1
Informal	1.87%	4.72%	2.85%
Turnout	90.97%	89.41%	-1.56%

Geography
Area: 99 km2

History
First Proclaimed: 1986
Previously Held: National (1986 - 1989)
ALP (1989 - 1995)
Liberal (1995 - 1998)
ALP (1998 - 2012)
LNP (2012 - 2015)
ALP (2015 -)

Current Member DE BRENNI, Mick
Australian Labor Party

*** Geographical Area reported as approximate land area in Square Kilometers for each Electoral District**

Electoral District Profiles - 2017 State General Election held on 25/11/2017

Electoral District of Stafford

Summary Statistics 2015 - 2017

Seat Status: Safe (Australian Labor Party)
Won On: Preferences (1st Count)
Change: 2017 - Safe (ALP)
2015 - Fairly Safe (ALP)

	2015	2017	Change
Close of Roll	32,027	37,641	17.53%
Candidates	3	3	0
Informal	1.65%	3.90%	2.25%
Turnout	91.16%	88.27%	-2.89%

Geography
Area: 21 km2

History
First Proclaimed: 1971
Previously Held: ALP (1972 - 1974)
Liberal (1974 - 1983)
ALP (1983 - 1984)
Liberal (1984 - 1989)
ALP (1989 - 1992)
ALP (2001 - 2012)
LNP (2012 - 2014)
ALP (2014 -)

Current Member LYNHAM, Anthony
Australian Labor Party

Electoral District of Stretton

Summary Statistics 2015 - 2017

Seat Status: Fairly Safe (Australian Labor Party)
Won On: Primary
Change: 2017 - Fairly Safe (ALP)
2015 - Marginal (ALP)

	2015	2017	Change
Close of Roll	33,062	33,547	1.47%
Candidates	4	5	1
Informal	2.01%	4.97%	2.96%
Turnout	88.56%	87.16%	-1.40%

Geography
Area: 41 km2

History
First Proclaimed: 1999
Previously Held: ALP (2001 - 2012)
LNP (2012 - 2015)
ALP (2015 -)

Current Member PEGG, Duncan
Australian Labor Party

Electoral District of Surfers Paradise

Summary Statistics 2015 - 2017

Seat Status: Safe (LNP)
Won On: Primary
Change: No Change - Safe (LNP)

	2015	2017	Change
Close of Roll	34,925	33,354	-4.50%
Candidates	5	5	0
Informal	2.06%	5.54%	3.48%
Turnout	84.12%	80.96%	-3.16%

Geography
Area: 24 km2

History
First Proclaimed: 1971
Previously Held: Country-National (1972 - 1977)
Liberal (1977 - 1980)
National (1980 - 2001)
IND (2001 - 2004)
Liberal (2004 - 2009)
LNP (2009 -)

Current Member LANGBROEK, John-Paul
LNP

Electoral District of Theodore

Summary Statistics 2015 - 2017

Seat Status: Marginal (LNP)
Won On: Preferences (2nd Count)
Change: No Change - Marginal (LNP)

	2015	2017	Change
Close of Roll	36,716	33,243	-9.46%
Candidates	5	4	-1
Informal	2.79%	5.37%	2.58%
Turnout	88.33%	85.47%	-2.86%

Geography
Area: 106 km2

History
First Proclaimed: 1887
Previously Held: Ministerialist (1888 - 1899)
Oppositionist (1899 - 1908)
Country-National/Country (1908 - 1969)
Liberal (1970 - 1971)
ALP (1972 - 1974)
National (1974 - 1989)
ALP (1989 - 1995)
National (1995 - 2001)
ALP (2001 - 2012)
LNP (2012 -)

Current Member BOOTHMAN, Mark
LNP

*** Geographical Area reported as approximate land area in Square Kilometers for each Electoral District**

Electoral District Profiles - 2017 State General Election held on 25/11/2017

Electoral District of Thuringowa

Summary Statistics 2015 - 2017

Seat Status: Marginal (Australian Labor Party)
Won On: Preferences (4th Count)
Change: No Change - Marginal (ALP)

	2015	2017	Change
Close of Roll	33,650	35,418	5.25%
Candidates	7	6	-1
Informal	2.63%	5.11%	2.48%
Turnout	89.49%	86.79%	-2.70%

Geography
Area: 261 km2

History
First Proclaimed: 1986
Previously Held: ALP (1986 - 1998)
Pauline Hanson's One Nation (1998 - 1999)
IND (1999 - 2001)
ALP (2001 - 2012)
LNP (2012 - 2015)
ALP (2015 -)

Current Member HARPER, Aaron
Australian Labor Party

Electoral District of Toowoomba North

Summary Statistics 2015 - 2017

Seat Status: Marginal (LNP)
Won On: Preferences (3rd Count)
Change: No Change - Marginal (LNP)

	2015	2017	Change
Close of Roll	35,143	36,602	4.15%
Candidates	7	5	-2
Informal	1.89%	3.61%	1.72%
Turnout	91.00%	88.19%	-2.81%

Geography
Area: 111 km2

History
First Proclaimed: 1971
Previously Held: ALP (1972 - 1974)
Liberal (1974 - 1983)
National (1983 - 1989)
ALP (1989 - 1992)
National (1992 - 2001)
ALP (2001 - 2012)
LNP (2012 -)

Current Member WATTS, Trevor
LNP

Electoral District of Toohey

Summary Statistics 2015 - 2017

Seat Status: Safe (Australian Labor Party)
Won On: Preferences (2nd Count)
Change: 2017 - Safe (ALP)
2015 - Fairly Safe (ALP)

	2015	2017	Change
Close of Roll	30,791	33,588	9.08%
Candidates	3	4	1
Informal	2.32%	4.83%	2.51%
Turnout	87.67%	86.15%	-1.52%

Geography
Area: 36 km2

History
First Proclaimed: 1991
Previously Held: ALP (1992 - 2001)
ALP (2009 - 2012)
LNP (2012 - 2015)
ALP (2015 -)

Current Member RUSSO, Peter
Australian Labor Party

Electoral District of Toowoomba South

Summary Statistics 2015 - 2017

Seat Status: Fairly Safe (LNP)
Won On: Preferences (3rd Count)
Change: No Change - Fairly Safe (LNP)

	2015	2017	Change
Close of Roll	34,314	37,415	9.04%
Candidates	3	5	2
Informal	2.46%	3.74%	1.28%
Turnout	90.99%	88.91%	-2.08%

Geography
Area: 44 km2

History
First Proclaimed: 1971
Previously Held: ALP (1972 - 1974)
National (1974 - 2009)
LNP (2009 -)

Current Member JANETZKI, David
LNP

*** Geographical Area reported as approximate land area in Square Kilometers for each Electoral District**

Electoral District Profiles - 2017 State General Election held on 25/11/2017

Electoral District of Townsville

Summary Statistics 2015 - 2017

Seat Status: Marginal (Australian Labor Party)
Won On: Preferences (3rd Count)
Change: No Change - Marginal (ALP)

	2015	2017	Change
Close of Roll	32,985	34,926	5.88%
Candidates	6	5	-1
Informal	2.13%	3.93%	1.80%
Turnout	87.12%	83.94%	-3.18%

Geography
Area: 251 km2

History
First Proclaimed: 1878
Previously Held: Ministerialist (1888 - 1915)
ALP (1915 - 1920)
Northern Country (1920 - 1923)
ALP (1923 - 1960)
Liberal (1972 - 1983)
ALP (1983 - 1986)
National (1986 - 1989)
ALP (1989 - 2012)
LNP (2012 - 2015)
ALP (2015 -)

Current Member STEWART, Scott
Australian Labor Party

Electoral District of Traeger

Summary Statistics 2015 - 2017

Seat Status: Safe (Katter's Australian Party)
Won On: Primary
Change: No Change - Safe (KAP)

	2015	2017	Change
Close of Roll	19,419	26,132	34.57%
Candidates	5	6	1
Informal	1.63%	3.95%	2.32%
Turnout	83.59%	82.05%	-1.54%

Geography
Area: 428911 km2

History
First Proclaimed: 1971
Previously Held: ALP (1972 - 1974)
National (1974 - 1983)
ALP (1983 - 1986)
Liberal (1986 - 1989)
ALP (1989 - 2012)
KAP (2012 -)

Current Member KATTER, Robbie
Katter's Australian Party

Electoral District of Warrego

Summary Statistics 2015 - 2017

Seat Status: Fairly Safe (LNP)
Won On: Preferences (3rd Count)
Change: 2017 - Fairly Safe (LNP)
2015 - Safe (LNP)

	2015	2017	Change
Close of Roll	26,992	29,615	9.72%
Candidates	5	6	1
Informal	2.07%	4.20%	2.13%
Turnout	91.45%	88.43%	-3.02%

Geography
Area: 337812 km2

History
First Proclaimed: 1864
Previously Held: Ministerialist (1893 - 1899)
ALP (1899 - 1902)
Ministerialist (1902 - 1907)
ALP (1907 - 1907)
Ministerialist (1907 - 1908)
ALP (1908 - 1974)
National (1974 - 2009)
LNP (2009 -)

Current Member LEAHY, Ann
LNP

Electoral District of Waterford

Summary Statistics 2015 - 2017

Seat Status: Safe (Australian Labor Party)
Won On: Preferences (2nd Count)
Change: No Change - Safe (ALP)

	2015	2017	Change
Close of Roll	35,400	33,029	-6.70%
Candidates	5	5	0
Informal	3.05%	6.03%	2.98%
Turnout	87.00%	84.42%	-2.58%

Geography
Area: 56 km2

History
First Proclaimed: 1991
Previously Held: ALP (1992 - 2012)
LNP (2012 - 2015)
ALP (2015 -)

Current Member FENTIMAN, Shannon
Australian Labor Party

*** Geographical Area reported as approximate land area in Square Kilometers for each Electoral District**

Electoral District Profiles - 2017 State General Election held on 25/11/2017

Electoral District of Whitsunday

Summary Statistics 2015 - 2017

Seat Status: Marginal (LNP)
Won On: Preferences (4th Count)
Change: No Change - Marginal (LNP)

	2015	2017	Change
Close of Roll	36,809	32,939	-10.51%
Candidates	5	6	1
Informal	2.11%	4.03%	1.92%
Turnout	89.54%	86.32%	-3.22%

Geography
Area: 4898 km2

History
First Proclaimed: 1949
Previously Held: Country/National (1950 - 1989)
ALP (1989 - 1998)
Pauline Hanson's One Nation (1998 - 1999)
City Country Alliance, Qld (1999 - 2001)
ALP (2001 - 2012)
LNP (2012 -)

Current Member COSTIGAN, Jason
LNP

Electoral District of Woodridge

Summary Statistics 2015 - 2017

Seat Status: Safe (Australian Labor Party)
Won On: Primary
Change: No Change - Safe (ALP)

	2015	2017	Change
Close of Roll	31,270	36,286	16.04%
Candidates	5	4	-1
Informal	3.51%	7.86%	4.35%
Turnout	86.54%	82.00%	-4.54%

Geography
Area: 39 km2

History
First Proclaimed: 1977
Previously Held: ALP (1977 -)

Current Member DICK, Cameron
Australian Labor Party

*** Geographical Area reported as approximate land area in Square Kilometers for each Electoral District**

Electoral District Maps

Statistical Reports

© Electoral Commission of Queensland 2017 © The State of Queensland (Department of Natural Resources and Mines) 2017 © 2017 Pitney Bowes Software Pty Ltd. All rights Reserved

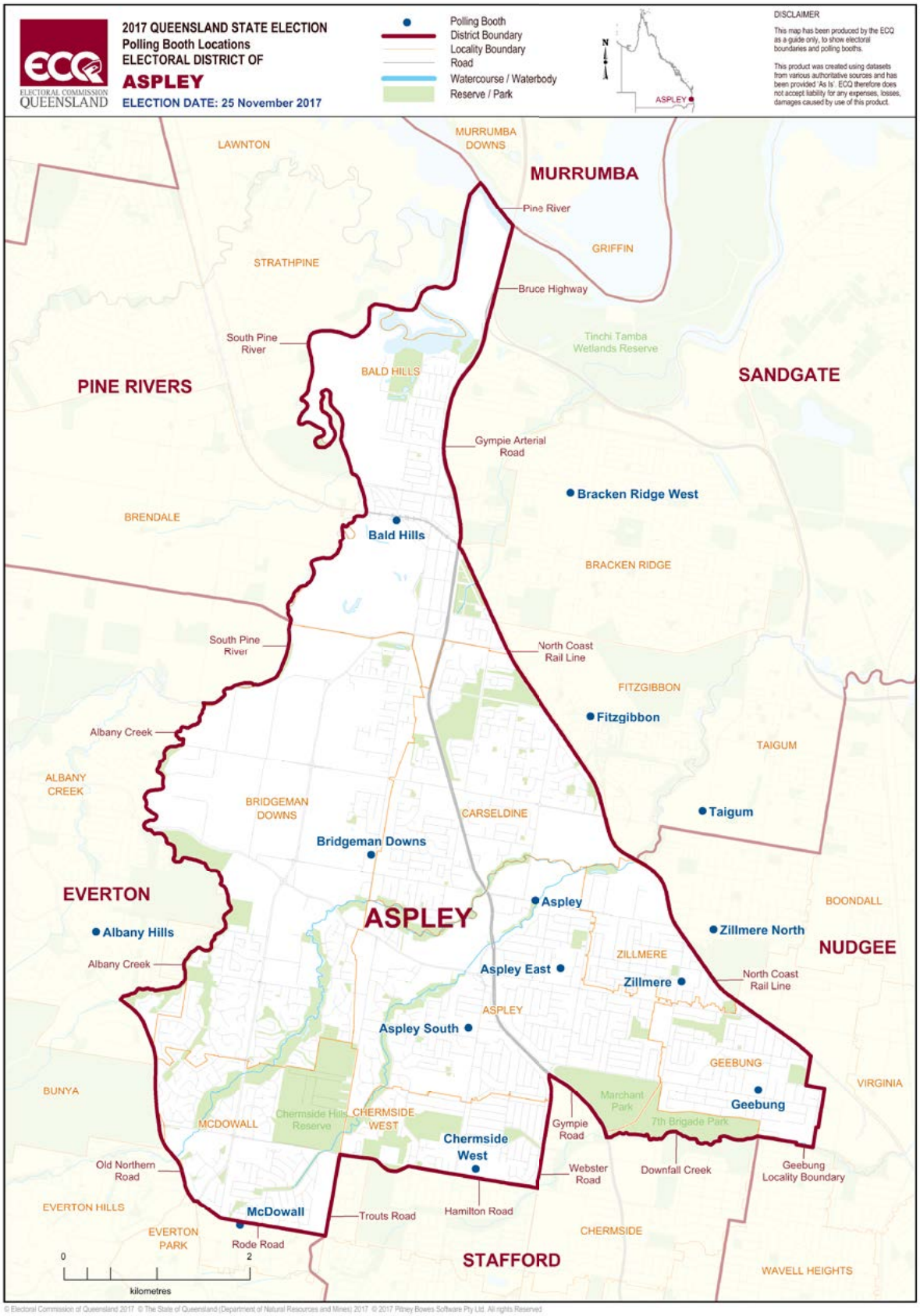

© Electoral Commission of Queensland 2017 © The State of Queensland (Department of Natural Resources and Mines) 2017 © 2017 Pitney Bowes Software Pty Ltd. All rights Reserved

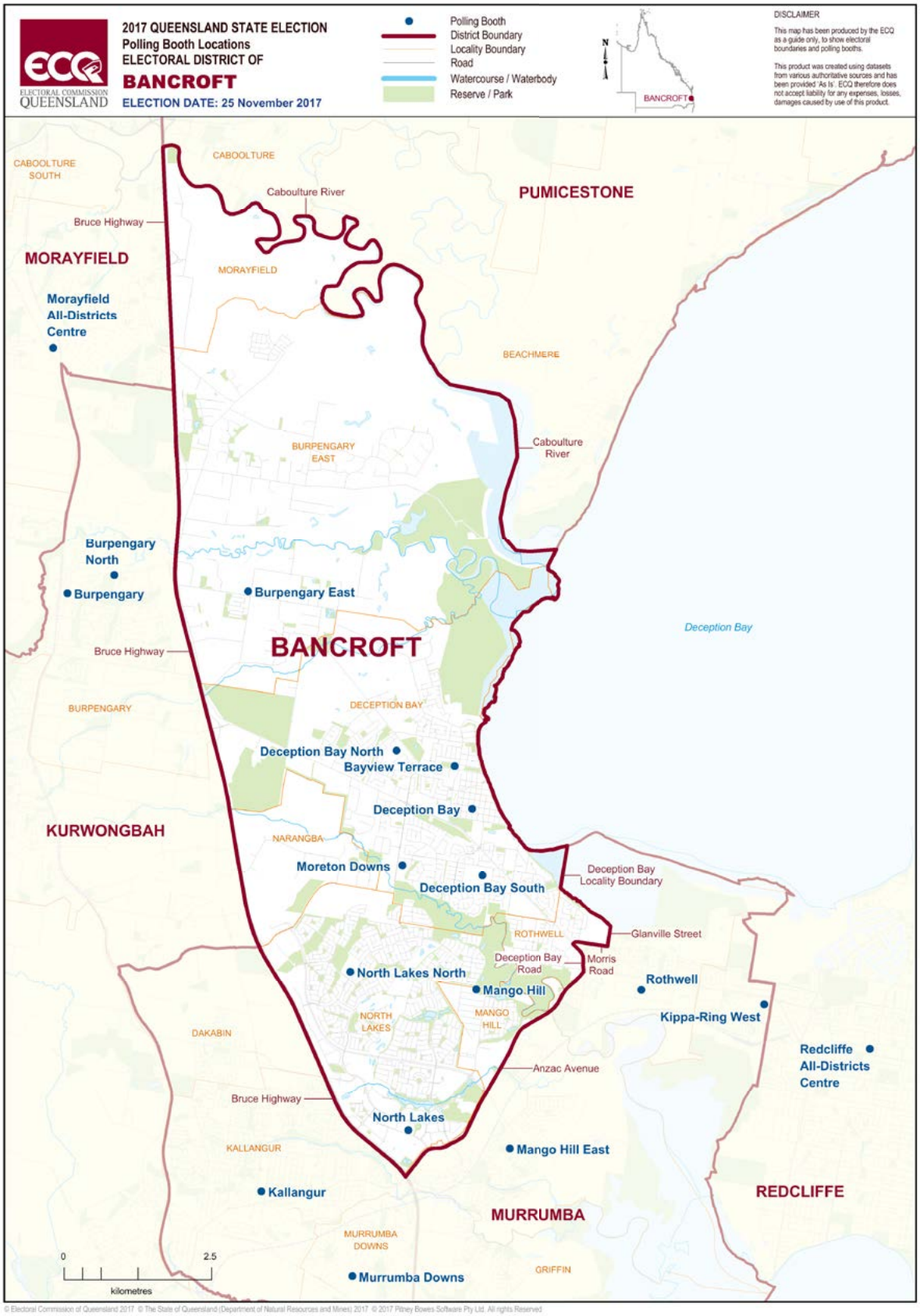

© Electoral Commission of Queensland 2017 © The State of Queensland (Department of Natural Resources and Mines) 2017 © 2017 Pitney Bowes Software Pty Ltd. All rights Reserved

ECQ
ELECTORAL COMMISSION QUEENSLAND
2017 QUEENSLAND STATE ELECTION
Polling Booth Locations
ELECTORAL DISTRICT OF
BARRON RIVER
ELECTION DATE: 25 November 2017
Polling Booth
District Boundary
Locality Boundary
Road
Watercourse / Waterbody
Reserve / Park
N
BARRON RIVER
DISCLAIMER
This map has been produced by the ECQ as a guide only, to show electoral boundaries and polling booths.
This product was created using datasets from various authoritative sources and has been provided 'As Is'. ECQ therefore does not accept liability for any expenses, losses, damages caused by use of this product.
INSET
BARRON RIVER OVERVIEW
Coral Sea
CAIRNS
BARRON RIVER
MULGRAVE
SEE INSET
Twin Bridges Road
Mareeba Shire Council Boundary
Cairns Regional Council Boundary
Black Mountain Road
Mona Mona Road
Koah Road
MACALISTER RANGE
ELLIS BEACH
MONA MONA
PALM COVE
Mona Mona Road
Coral Sea
CLIFTON BEACH
Clifton Beach
Armstrong Road
KEWARRA BEACH
Kewarra Beach
TRINITY BEACH
Trinity Beach
Kuranda Locality Boundary
Barron River
TRINITY PARK
Smithfield
Yorkeys Knob
KURANDA
Kuranda
YORKEYS KNOB
SMITHFIELD
Holloways Beach
HOLLOWAYS BEACH
Machans Beach
BARRON RIVER
Caravonica
MACHANS BEACH
BARRON
Barron River
Stratford
Captain Cook Highway
KAMERUNGA
AEROGLEN
Freshwater
Aeroglen Drive
FRESHWATER
Brindsmead Road
Red Lynch Bypass Road
CAIRNS
SPEEWAH
Edge Hill
KOAH
Davies Creek
Redlynch
Whitfield
Cairns City
Redlynch Locality Boundary
REDLYNCH
Cairns All-Districts Centre
Clohesy River
MOOROOBOOL
Shoteel Creek
EARLVILLE
BAYVIEW HEIGHTS
Lake Morris
MOUNT SHERIDAN
COOK
LAMB RANGE
Cairns Regional Council Boundary
Lamb Range Locality Boundary
EDMONTON
Dinden National Park
MULGRAVE
0
5
kilometres
© Electoral Commission of Queensland 2017 © The State of Queensland (Department of Natural Resources and Mines) 2017 © 2017 Pitney Bowes Software Pty Ltd. All rights Reserved

© Electoral Commission of Queensland 2017 © The State of Queensland (Department of Natural Resources and Mines) 2017 © 2017 Pitney Bowes Software Pty Ltd. All rights Reserved

ECQ
ELECTORAL COMMISSION QUEENSLAND
2017 QUEENSLAND STATE ELECTION
Polling Booth Locations
ELECTORAL DISTRICT OF
BROADWATER
ELECTION DATE: 25 November 2017
Polling Booth
District Boundary
Locality Boundary
Road
Watercourse / Waterbody
Reserve / Park
N
BROADWATER
DISCLAIMER
This map has been produced by the ECQ as a guide only, to show electoral boundaries and polling booths.
This product was created using datasets from various authoritative sources and has been provided 'As Is'. ECQ therefore does not accept liability for any expenses, losses, damages caused by use of this product.
REDLANDS
Naree Budjong Djara National Park
OODGEROO
NORTH STRADBROKE ISLAND
WOONGOOLBA
Gold Coast City Council Boundary
STEIGLITZ
Canaipa Passage
Southern Moreton Bay Islands Locality Boundary
SOUTHERN MORETON BAY ISLANDS
JACOBS WELL
COOMERA
Southern Moreton Bay Islands National Park
Pimpama River
PIMPAMA
SOUTH STRADBROKE
CORAL SEA
Southern Moreton Bay Islands Locality Boundary
COOMERA
South Stradbroke Island Conservation Park
Coomera River
BROADWATER
HOPE ISLAND
Coomera
Hope Island
PARADISE POINT
Gold Coast Line
HELENSVALE
Paradise Point
HOLLYWELL
Coombabah
Helensvale North
Paradise Lakes
THEODORE
COOMBABAH
Coombabah Road
Runaway Bay
Coombabah Creek
Rain Tree Glen
Harbour Quays Drive
RUNAWAY BAY
Biggera Waters
Coombabah High
Gold Coast Highway
Biggera Creek
Brisbane Road
Unnamed Canal
Harley Park
SURFERS PARADISE
ARUNDEL
BONNEY
Labrador
MAIN BEACH
LABRADOR
0
5
kilometres
© Electoral Commission of Queensland 2017 © The State of Queensland (Department of Natural Resources and Mines) 2017 © 2017 Pitney Bowes Software Pty Ltd. All rights Reserved

© Electoral Commission of Queensland 2017 © The State of Queensland (Department of Natural Resources and Mines) 2017 © 2017 Pitney Bowes Software Pty Ltd. All rights Reserved

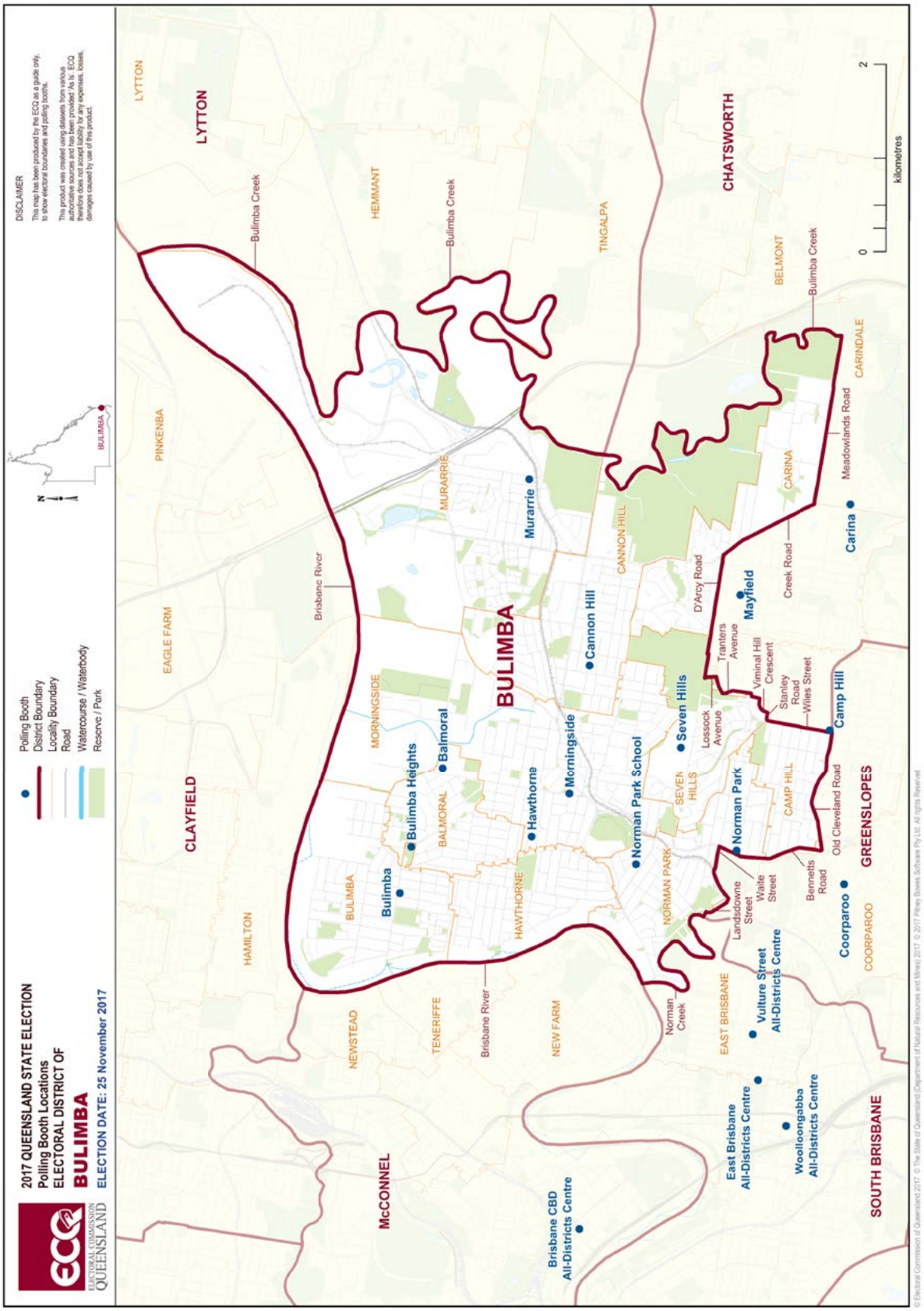
ECQ
ELECTORAL COMMISSION QUEENSLAND
2017 QUEENSLAND STATE ELECTION
Polling Booth Locations
ELECTORAL DISTRICT OF
BULIMBA
ELECTION DATE: 25 November 2017
Polling Booth
District Boundary
Locality Boundary
Road
Watercourse / Waterbody
Reserve / Park
DISCLAIMER
This map has been produced by the ECQ as a guide only, to show electoral boundaries and polling booths.
This product was created using datasets from various authoritative sources and has been provided 'As Is'. ECQ therefore does not accept liability for any expenses, losses, damages caused by use of this product.
BULIMBA
N
LYTTON
PINKENBA
EAGLE FARM
CLAYFIELD
HAMILTON
McCONNEL
NEWSTEAD
TENERIFFE
NEW FARM
MORNINGSIDE
BULIMBA
BALMORAL
HAWTHORNE
NORMAN PARK
SEVEN HILLS
EAST BRISBANE
MURARRIE
HEMMANT
CANNON HILL
TINGALPA
CHATSWORTH
BELMONT
CARINA
CARINDALE
COORPAROO
GREENSLOPES
SOUTH BRISBANE
Bulimba Creek
Brisbane River
Norman Creek
Bulimba
Bulimba Heights
Balmoral
Hawthorne
Morningside
Murarrie
Cannon Hill
Norman Park School
Seven Hills
Norman Park
Mayfield
Carina
Camp Hill
Coorparoo
Brisbane CBD All-Districts Centre
East Brisbane All-Districts Centre
Woolloongabba All-Districts Centre
Vulture Street All-Districts Centre
Lossock Avenue
Landsdowne Street
Waite Street
Bennetts Road
Old Cleveland Road
Tranters Avenue
Viminal Hill Crescent
Stanley Road
Wiles Street
D'Arcy Road
Creek Road
Meadowlands Road
0
2
kilometres
© Electoral Commission of Queensland 2017 © The State of Queensland (Department of Natural Resources and Mines) 2017 © 2017 Pitney Bowes Software Pty Ltd. All rights Reserved.

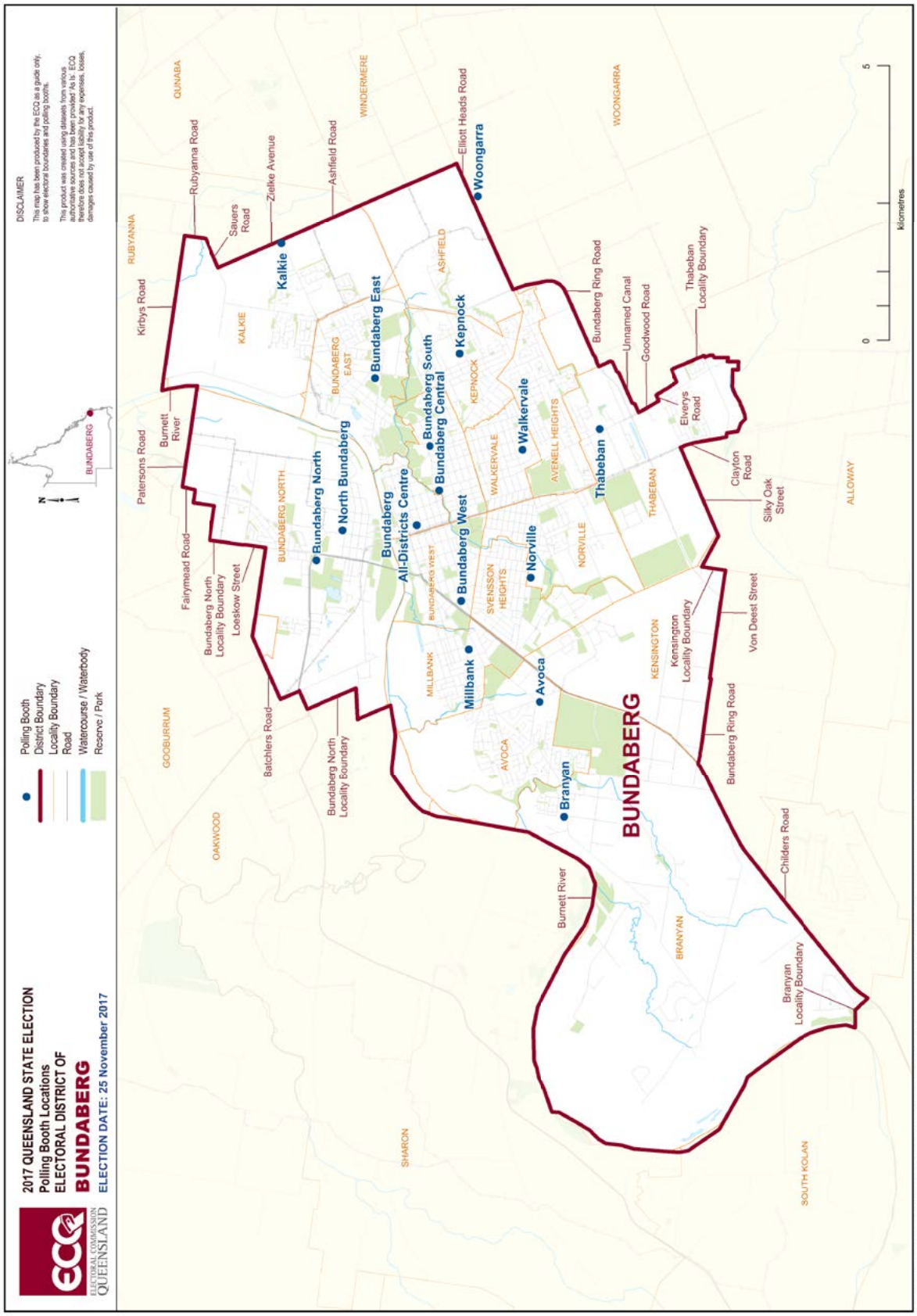
ECQ
ELECTORAL COMMISSION QUEENSLAND
2017 QUEENSLAND STATE ELECTION
Polling Booth Locations
ELECTORAL DISTRICT OF
BUNDABERG
ELECTION DATE: 25 November 2017
Polling Booth
District Boundary
Locality Boundary
Road
Watercourse / Waterbody
Reserve / Park
BUNDABERG
N
DISCLAIMER
This map has been produced by the ECQ as a guide only, to show electoral boundaries and polling booths.
This product was created using datasets from various authoritative sources and has been provided 'As is'. ECQ therefore does not guarantee its accuracy, or accept any expenses, losses, damages caused by use of this product.
Kalkie
Bundaberg East
Bundaberg North
North Bundaberg
Bundaberg All-Districts Centre
Bundaberg South
Bundaberg Central
Bundaberg West
Kepnock
Walkervale
Norville
Thabeban
Millbank
Avoca
Branyan
Woongarra
BUNDABERG
Rubyanna Road
Sauers Road
Zielke Avenue
Ashfield Road
Elliott Heads Road
Kirbys Road
Patersons Road
Burnett River
Fairymead Road
Bundaberg North Locality Boundary
Loeskow Street
Batchlers Road
Bundaberg Ring Road
Unnamed Canal
Goodwood Road
Thabeban Locality Boundary
Elverys Road
Clayton Road
Silky Oak Street
Von Deest Street
Kensington Locality Boundary
Childers Road
Branyan Locality Boundary
QUNABA
RUBYANNA
KALKIE
WINDERMERE
BUNDABERG EAST
ASHFIELD
KEPNOCK
WOONGARRA
BUNDABERG NORTH
WALKERVALE
AVENELL HEIGHTS
THABEBAN
ALLOWAY
GOOBURRUM
OAKWOOD
BUNDABERG WEST
SVENSSON HEIGHTS
NORVILLE
MILLBANK
AVOCA
KENSINGTON
BRANYAN
SHARON
SOUTH KOLAN
0
5
kilometres
© Electoral Commission of Queensland 2017 © The State of Queensland (Department of Natural Resources and Mines) 2017 © 2017 Pitney Bowes Software Pty Ltd. All rights Reserved.

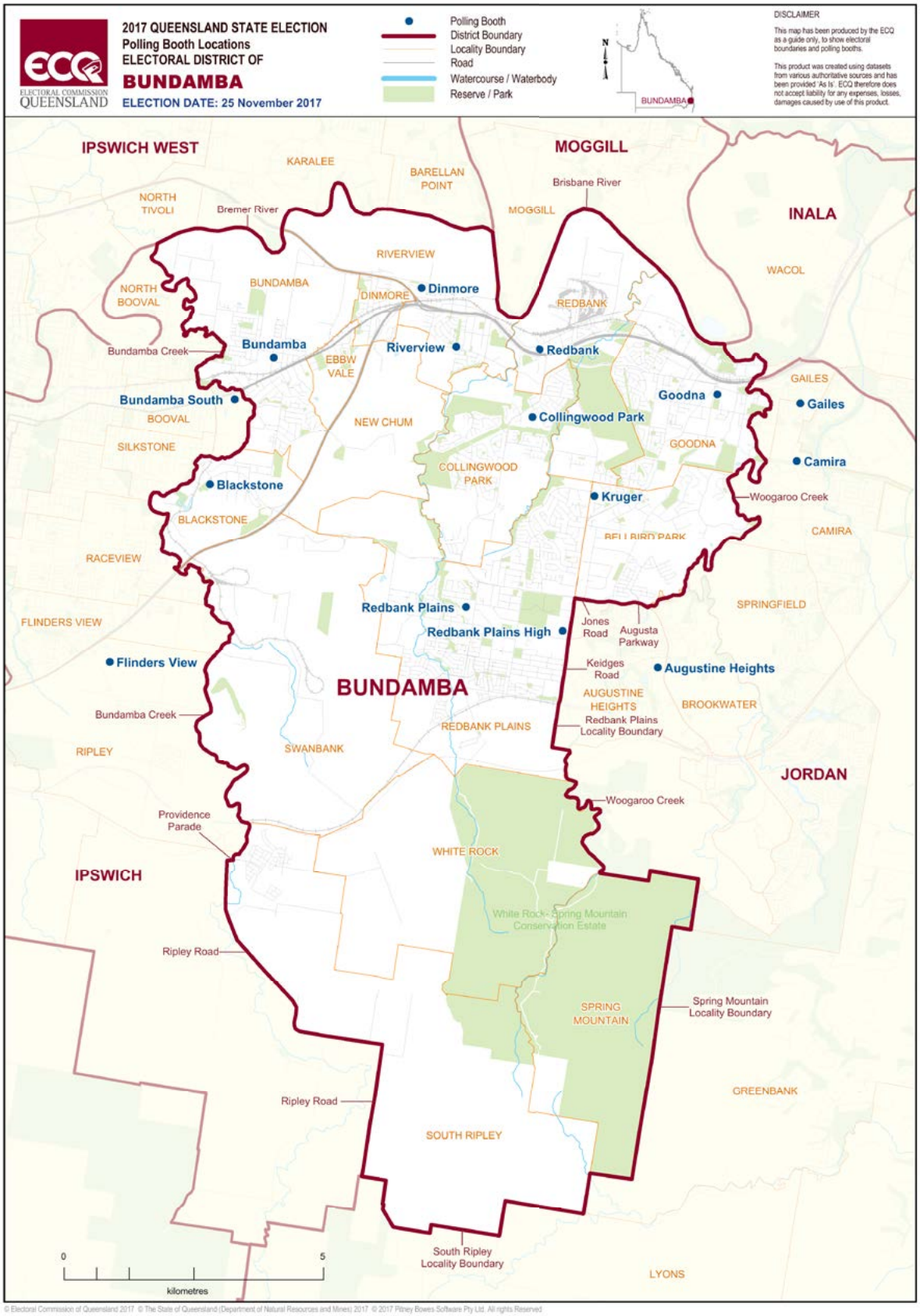
ECQ
ELECTORAL COMMISSION QUEENSLAND
2017 QUEENSLAND STATE ELECTION
Polling Booth Locations
ELECTORAL DISTRICT OF
BUNDAMBA
ELECTION DATE: 25 November 2017
Polling Booth
District Boundary
Locality Boundary
Road
Watercourse / Waterbody
Reserve / Park
N
BUNDAMBA
DISCLAIMER
This map has been produced by the ECQ as a guide only, to show electoral boundaries and polling booths.
This product was created using datasets from various authoritative sources and has been provided 'As Is'. ECQ therefore does not accept liability for any expenses, losses, damages caused by use of this product.
IPSWICH WEST
KARALEE
BARELLAN POINT
MOGGILL
Brisbane River
NORTH TIVOLI
Bremer River
MOGGILL
INALA
RIVERVIEW
WACOL
NORTH BOOVAL
BUNDAMBA
DINMORE
Dinmore
REDBANK
Bundamba Creek
Bundamba
EBBW VALE
Riverview
Redbank
GAILES
Bundamba South
Goodna
Gailes
BOOVAL
NEW CHUM
Collingwood Park
SILKSTONE
GOODNA
Camira
COLLINGWOOD PARK
Blackstone
Kruger
Woogaroo Creek
BLACKSTONE
CAMIRA
BELLBIRD PARK
RACEVIEW
SPRINGFIELD
Redbank Plains
FLINDERS VIEW
Redbank Plains High
Jones Road
Augusta Parkway
Flinders View
Keidges Road
Augustine Heights
BUNDAMBA
AUGUSTINE HEIGHTS
BROOKWATER
Bundamba Creek
REDBANK PLAINS
Redbank Plains Locality Boundary
RIPLEY
SWANBANK
JORDAN
Woogaroo Creek
Providence Parade
WHITE ROCK
IPSWICH
White Rock - Spring Mountain Conservation Estate
Ripley Road
SPRING MOUNTAIN
Spring Mountain Locality Boundary
GREENBANK
Ripley Road
SOUTH RIPLEY
South Ripley Locality Boundary
LYONS
0
5
kilometres
© Electoral Commission of Queensland 2017 © The State of Queensland (Department of Natural Resources and Mines) 2017 © 2017 Pitney Bowes Software Pty Ltd. All rights Reserved

Statistical Reports

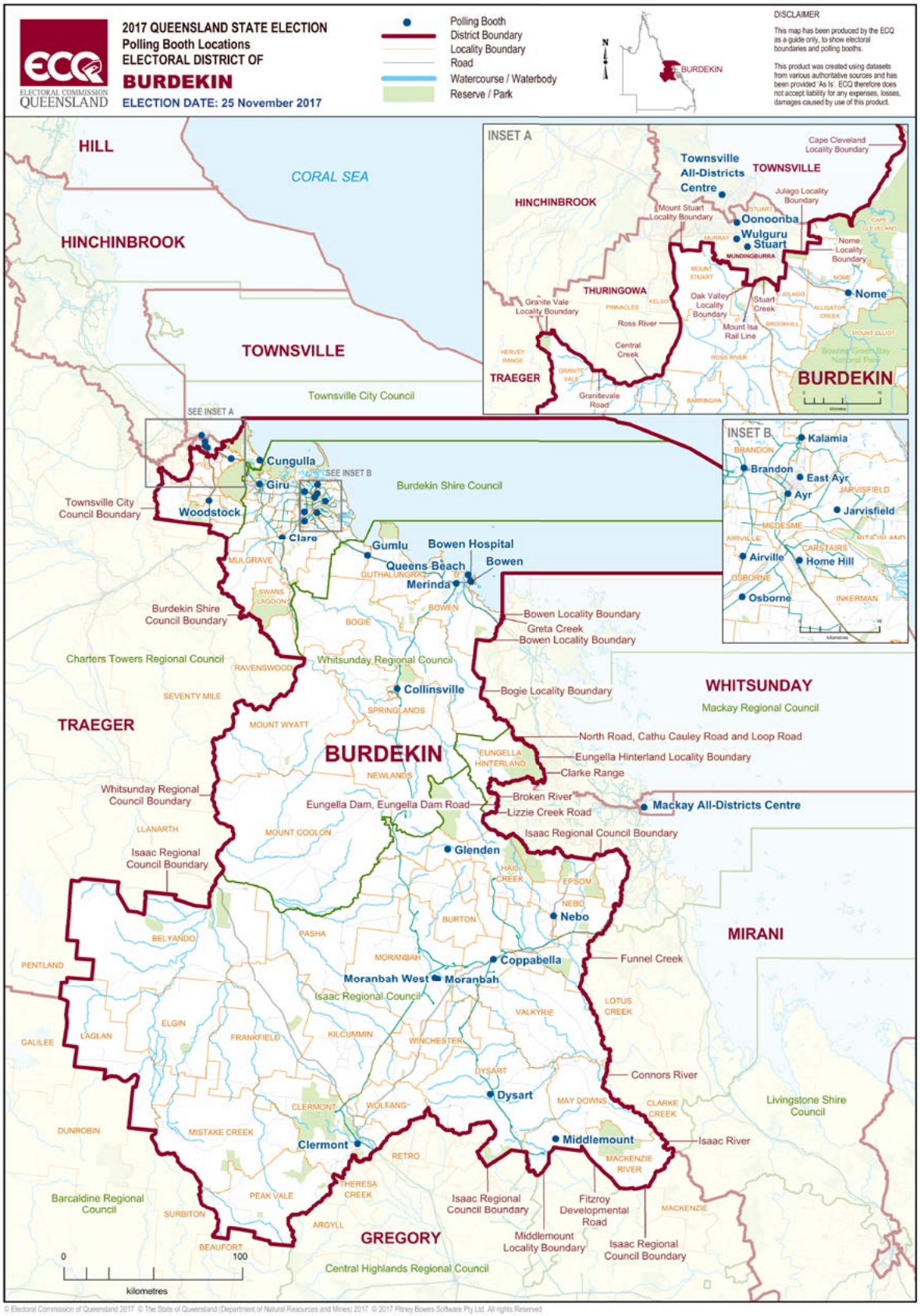

© Electoral Commission of Queensland 2017 © The State of Queensland (Department of Natural Resources and Mines) 2017 © 2017 Pitney Bowes Software Pty Ltd. All rights Reserved

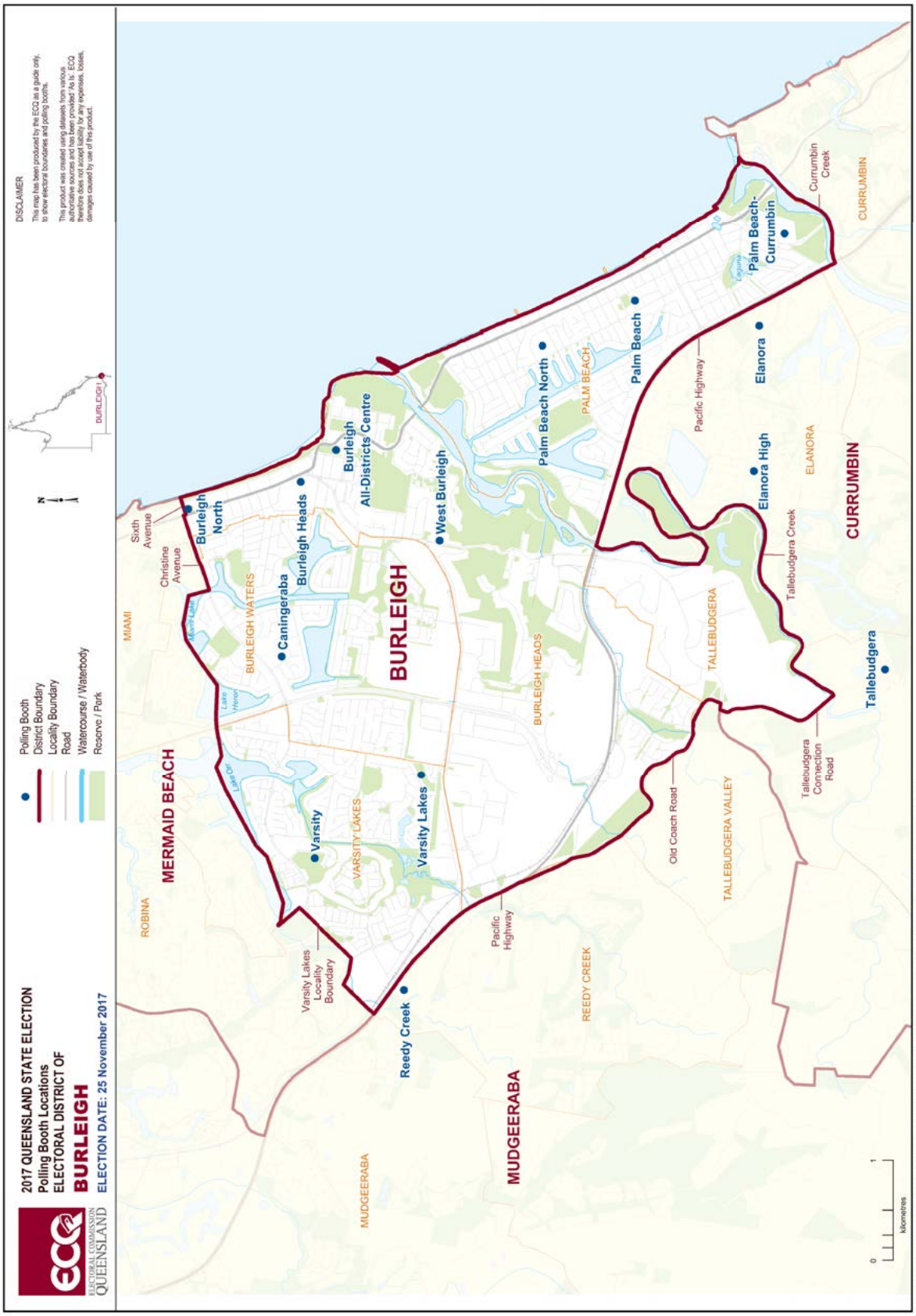
2017 QUEENSLAND STATE ELECTION
Polling Booth Locations
ELECTORAL DISTRICT OF
BURLEIGH
ELECTION DATE: 25 November 2017
ELECTORAL COMMISSION QUEENSLAND
DISCLAIMER
This map has been produced by the ECQ as a guide only, to show electoral boundaries and polling booths.
This product was created using datasets from various authoritative sources and has been provided 'As Is'. ECQ therefore does not accept liability for any expenses, losses, damages caused by use of this product.
Polling Booth
District Boundary
Locality Boundary
Road
Watercourse / Waterbody
Reserve / Park
BURLEIGH
MERMAID BEACH
MUDGEERABA
CURRUMBIN
Burleigh North
Burleigh Heads
Burleigh All-Districts Centre
West Burleigh
Caningeraba
Varsity
Varsity Lakes
Reedy Creek
Palm Beach North
Palm Beach
Palm Beach-Currumbin
Elanora
Elanora High
Tallebudgera
Sixth Avenue
Christine Avenue
Varsity Lakes Locality Boundary
Pacific Highway
Old Coach Road
Tallebudgera Creek
Tallebudgera Connection Road
Currumbin Creek
BURLEIGH WATERS
BURLEIGH HEADS
PALM BEACH
ELANORA
TALLEBUDGERA
TALLEBUDGERA VALLEY
VARSITY LAKES
REEDY CREEK
MIAMI
ROBINA
MUDGEERABA
kilometres

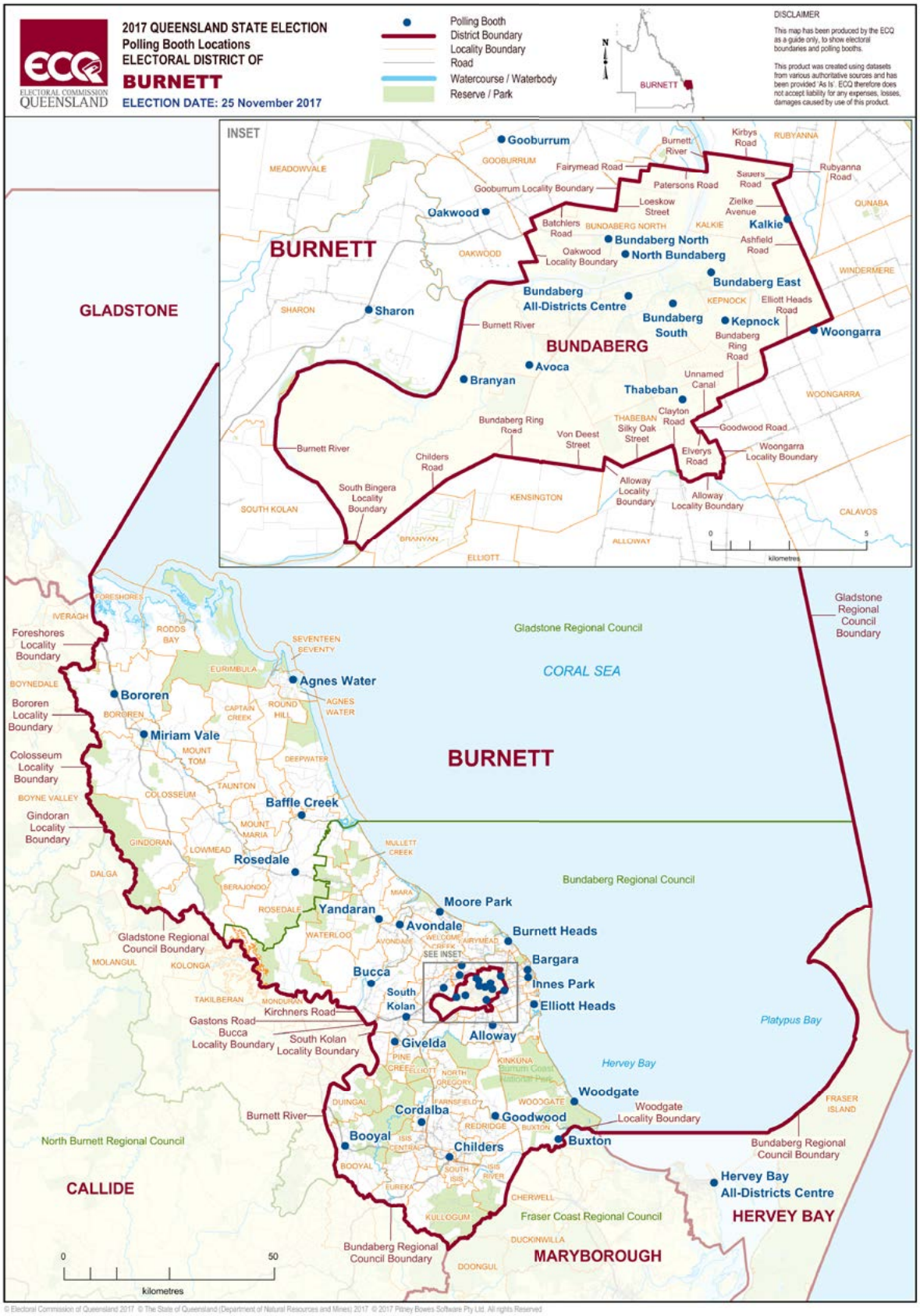

© Electoral Commission of Queensland 2017 © The State of Queensland (Department of Natural Resources and Mines) 2017 © 2017 Pitney Bowes Software Pty Ltd. All rights Reserved

© Electoral Commission of Queensland 2017 © The State of Queensland (Department of Natural Resources and Mines) 2017 © 2017 Pitney Bowes Software Pty Ltd. All rights Reserved

Statistical Reports

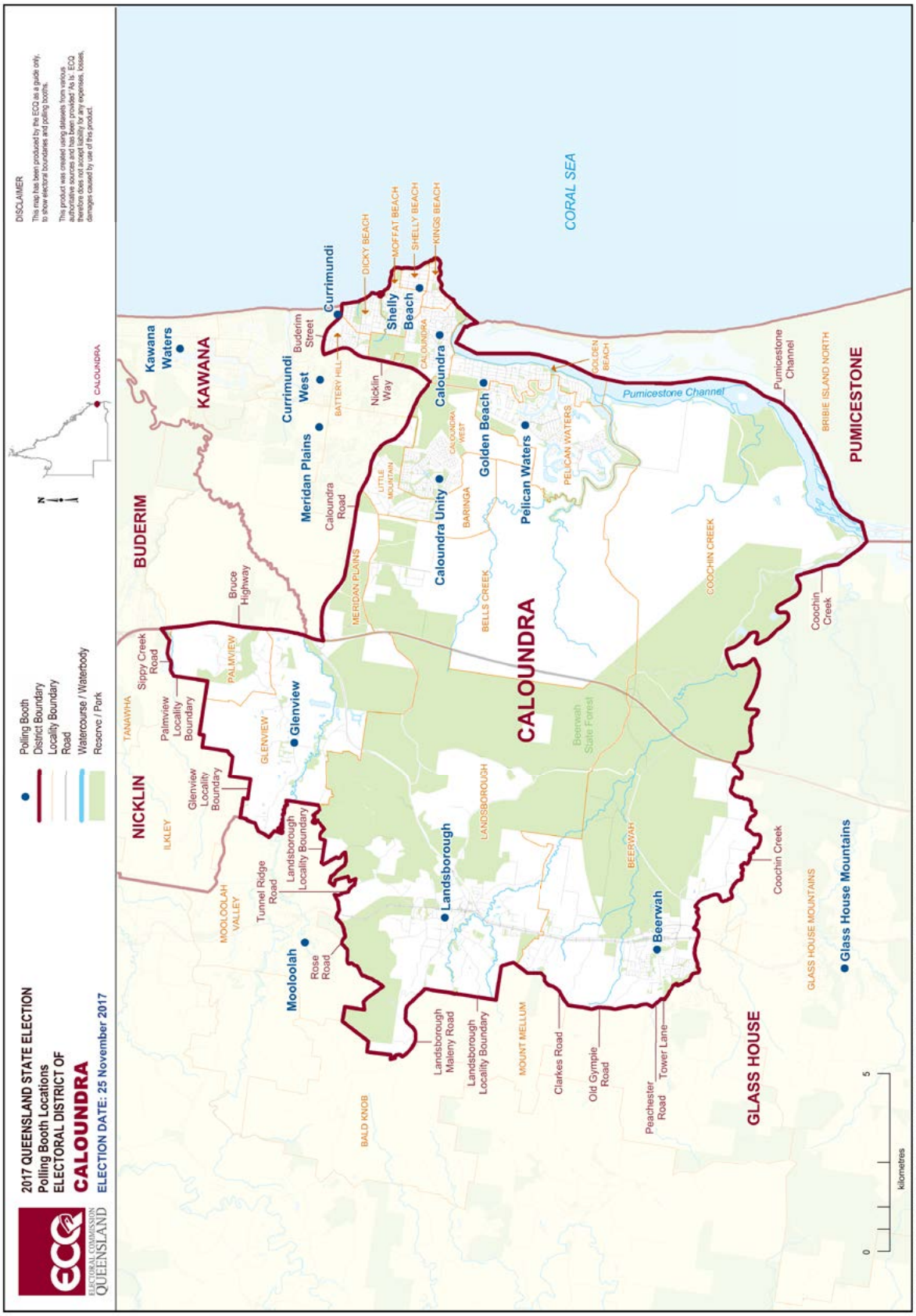
2017 QUEENSLAND STATE ELECTION
Polling Booth Locations
ELECTORAL DISTRICT OF
CALOUNDRA
ELECTION DATE: 25 November 2017
ELECTORAL COMMISSION QUEENSLAND
Polling Booth
District Boundary
Locality Boundary
Road
Watercourse / Waterbody
Reserve / Park
DISCLAIMER
This map has been produced by the ECQ as a guide only, to show electoral boundaries and polling booths.
This product was created using datasets from various authoritative sources and has been provided 'As Is'. ECQ therefore does not accept liability for any expenses, losses, damages caused by use of this product.
CORAL SEA
KAWANA
BUDERIM
NICKLIN
CALOUNDRA
PUMICESTONE
GLASS HOUSE
Kawana Waters
Currimundi
Currimundi West
Meridan Plains
Shelly Beach
Caloundra
Golden Beach
Pelican Waters
Caloundra Unity
Glenview
Landsborough
Beerwah
Mooloolah
Glass House Mountains
Pumicestone Channel
Buderim Street
Nicklin Way
Caloundra Road
Bruce Highway
Sippy Creek Road
Palmview Locality Boundary
Glenview Locality Boundary
Landsborough Locality Boundary
Tunnel Ridge Road
Rose Road
Landsborough Maleny Road
Landsborough Locality Boundary
Clarkes Road
Old Gympie Road
Peachester Road
Tower Lane
Coochin Creek
Pumicestone Channel
Beerwah State Forest
CALOUNDRA
BATTERY HILL
DICKY BEACH
MOFFAT BEACH
SHELLY BEACH
KINGS BEACH
GOLDEN BEACH
PELICAN WATERS
BARINGA
LITTLE MOUNTAIN
MERIDAN PLAINS
BELLS CREEK
COOCHIN CREEK
BRIBIE ISLAND NORTH
TANAWHA
PALMVIEW
GLENVIEW
ILKLEY
MOOLOOLAH VALLEY
LANDSBOROUGH
BEERWAH
MOUNT MELLUM
BALD KNOB
GLASS HOUSE MOUNTAINS
kilometres
0
5

ECQ
ELECTORAL COMMISSION QUEENSLAND
2017 QUEENSLAND STATE ELECTION
Polling Booth Locations
ELECTORAL DISTRICT OF
CAPALABA
ELECTION DATE: 25 November 2017
Polling Booth
District Boundary
Locality Boundary
Road
Watercourse / Waterbody
Reserve / Park
N
CAPALABA
DISCLAIMER
This map has been produced by the ECQ as a guide only, to show electoral boundaries and polling booths.
This product was created using datasets from various authoritative sources and has been provided 'As Is'. ECQ therefore does not accept liability for any expenses, losses, damages caused by use of this product.
LYTTON
LOTA
Redland City Council boundary
Waterloo Bay
Moreton Bay
MORETON BAY
Lota Creek
Thorneside
Tingalpa Creek
OODGEROO
Agnes Street
Tingalpa Creek
THORNESIDE
Birkdale Road
Wellington Point High
RANSOME
Birkdale
Estelle Street
GUMDALE
Tingalpa Creek
Wellington Point
Spoonbill Street
CHATSWORTH
BIRKDALE
Sunnybay Drive
Birkdale South
Old Cleveland Road East
Tingalpa Creek Reserve
WELLINGTON POINT
Wellington Point Locality Boundary
CHANDLER
Ormiston
Alexandra Hills
Tingalpa Creek
ORMISTON
Windemere Road
Vienna Woods
CAPALABA
ALEXANDRA HILLS
Tingalpa Reservoir
Capalaba
Capalaba Senior
CLEVELAND
CAPALABA
Hilliard
Redland City Council boundary
Coolnwynpin
Alexandra Hills Locality Boundary
MANSFIELD
REDLANDS
Redland Bay Road
BURBANK
Mount Cotton Road
THORNLANDS
SHELDON
Duncan Road
SPRINGWOOD
0
2
kilometres
© Electoral Commission of Queensland 2017 © The State of Queensland (Department of Natural Resources and Mines) 2017 © 2017 Pitney Bowes Software Pty Ltd. All rights Reserved

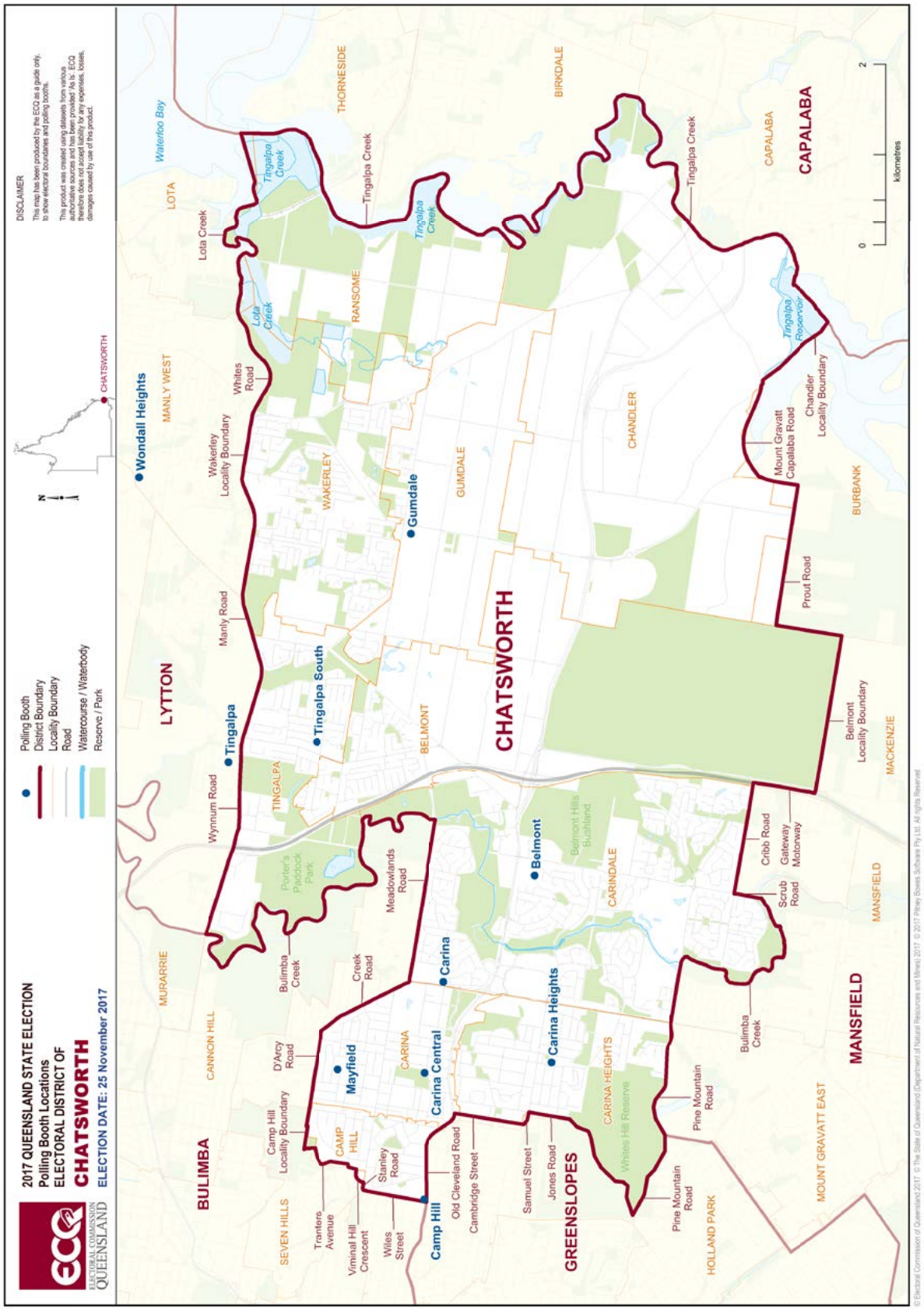
ECQ
ELECTORAL COMMISSION QUEENSLAND
2017 QUEENSLAND STATE ELECTION
Polling Booth Locations
ELECTORAL DISTRICT OF
CHATSWORTH
ELECTION DATE: 25 November 2017
Polling Booth
District Boundary
Locality Boundary
Road
Watercourse / Waterbody
Reserve / Park
N
CHATSWORTH
DISCLAIMER
This map has been produced by the ECQ as a guide only, to show electoral boundaries and polling booths.
This product was created using datasets from various authoritative sources and has been provided 'As is'. ECQ makes no warranties or representations, express or implied, and accepts no liability for any expenses, losses, damages caused by use of this product.
Wondall Heights
Waterloo Bay
LOTA
MANLY WEST
THORNESIDE
BIRKDALE
CAPALABA
CAPALABA
LYTTON
Lota Creek
Tingalpa Creek
Tingalpa Creek
Tingalpa Creek
Tingalpa Creek
Tingalpa Reservoir
Whites Road
RANSOME
Wakerley Locality Boundary
WAKERLEY
Gumdale
GUMDALE
CHANDLER
Mount Gravatt Capalaba Road
Chandler Locality Boundary
BURBANK
Manly Road
Tingalpa
Tingalpa South
BELMONT
CHATSWORTH
Prout Road
Belmont Locality Boundary
MACKENZIE
Wynnum Road
TINGALPA
Porter's Paddock Park
Meadowlands Road
Belmont
Belmont Hills Bushland
CARINDALE
Cribb Road
Gateway Motorway
Scrub Road
MANSFIELD
MURARRIE
Bulimba Creek
Creek Road
Carina
Carina Heights
CARINA HEIGHTS
Whites Hill Reserve
Bulimba Creek
MANSFIELD
CANNON HILL
D'Arcy Road
Mayfield
CARINA
Carina Central
Pine Mountain Road
MOUNT GRAVATT EAST
BULIMBA
Camp Hill Locality Boundary
CAMP HILL
Stanley Road
Old Cleveland Road
Cambridge Street
Samuel Street
Jones Road
GREENSLOPES
Pine Mountain Road
HOLLAND PARK
SEVEN HILLS
Tranters Avenue
Viminal Hill Crescent
Wiles Street
Camp Hill
0
2
kilometres
© Electoral Commission of Queensland 2017 © The State of Queensland (Department of Natural Resources and Mines) 2017 © 2017 Pitney Bowes Software Pty Ltd. All rights Reserved.

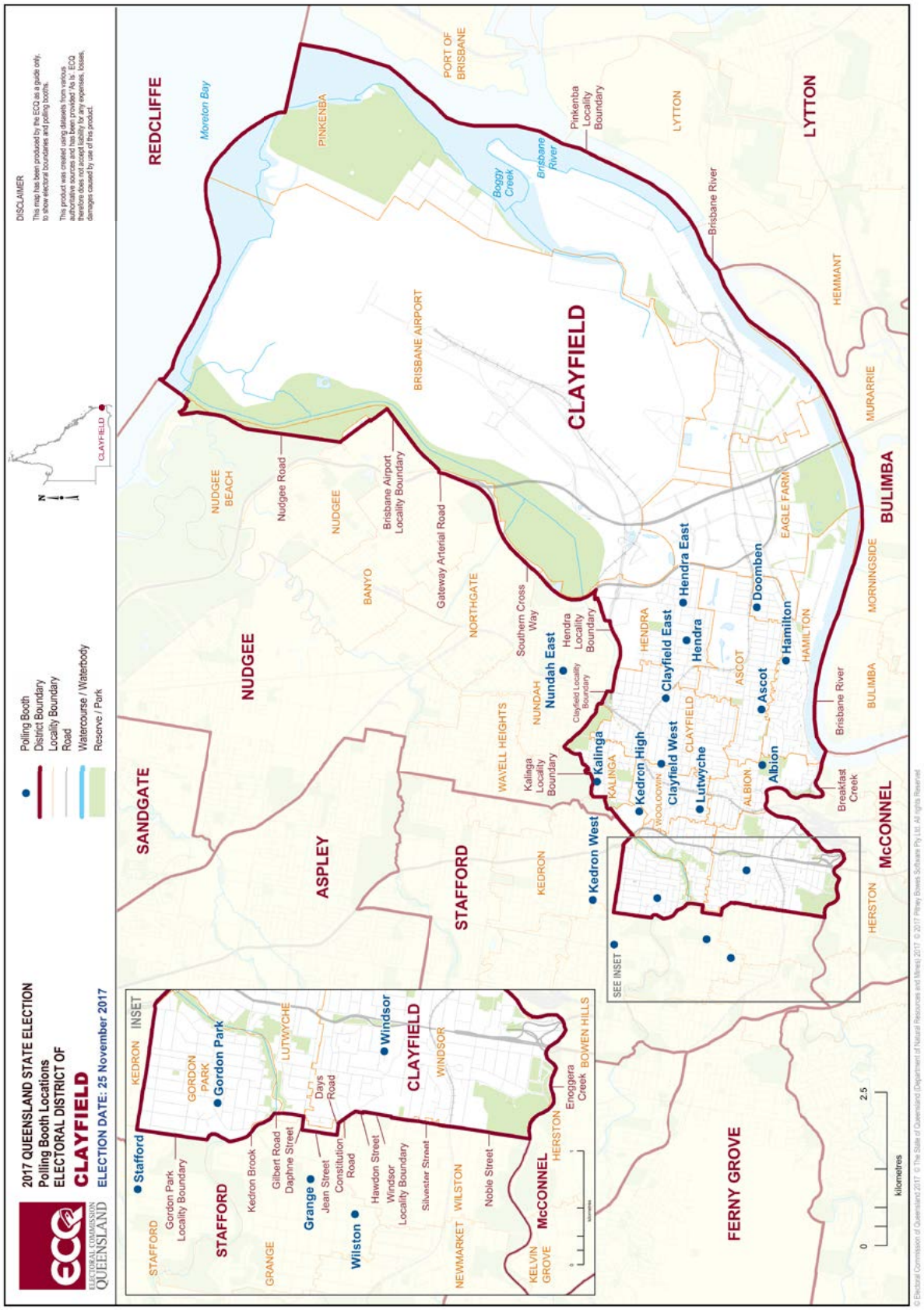
ECQ
ELECTORAL COMMISSION QUEENSLAND
2017 QUEENSLAND STATE ELECTION
Polling Booth Locations
ELECTORAL DISTRICT OF
CLAYFIELD
ELECTION DATE: 25 November 2017
Polling Booth
District Boundary
Locality Boundary
Road
Watercourse / Waterbody
Reserve / Park
DISCLAIMER
This map has been produced by the EQ as a guide only, to show electoral boundaries and polling booths.
This product was created using datasets from various authoritative sources and has been provided 'As is'. ECQ therefore does not guarantee its accuracy, any expenses, losses, damages caused by use of this product.
CLAYFIELD
REDCLIFFE
Moreton Bay
PINKENBA
PORT OF BRISBANE
Pinkenba Locality Boundary
LYTTON
Brisbane River
Boggy Creek
BRISBANE AIRPORT
CLAYFIELD
HEMMANT
MURARRIE
BULIMBA
MORNINGSIDE
EAGLE FARM
NUDGEE BEACH
Nudgee Road
NUDGEE
Brisbane Airport Locality Boundary
Gateway Arterial Road
BANYO
NORTHGATE
Southern Cross Way
Hendra Locality Boundary
Nundah East
Clayfield Locality Boundary
NUNDAH
WAYELL HEIGHTS
Kalinga Locality Boundary
Kalinga
KALINGA
Kedron West
KEDRON
Kedron High
HYDOLOWYN
Clayfield West
Clayfield East
Hendra East
Hendra
HENDRA
CLAYFIELD
Lutwyche
ASCOT
Doomben
Ascot
Hamilton
HAMILTON
ALBION
Albion
Breakfast Creek
SEE INSET
SANDGATE
NUDGEE
ASPLEY
STAFFORD
FERNY GROVE
McCONNEL
HERSTON
kilometres
0
2.5
INSET
KEDRON
GORDON PARK
Gordon Park
LUTWYCHE
Windsor
CLAYFIELD
WINDSOR
Stafford
Gordon Park Locality Boundary
STAFFORD
Kedron Brook
Gilbert Road
Daphne Street
Days Road
Grange
Jean Street
Constitution Road
Wilston
Hawdon Street
Windsor Locality Boundary
Silvester Street
Noble Street
GRANGE
NEWMARKET
WILSTON
KELVIN GROVE
McCONNEL
HERSTON
Enoggera Creek
BOWEN HILLS
© Electoral Commission of Queensland 2017 © The State of Queensland (Department of Natural Resources and Mines) 2017 © 2017 Pitney Bowes Software Pty Ltd. All rights Reserved

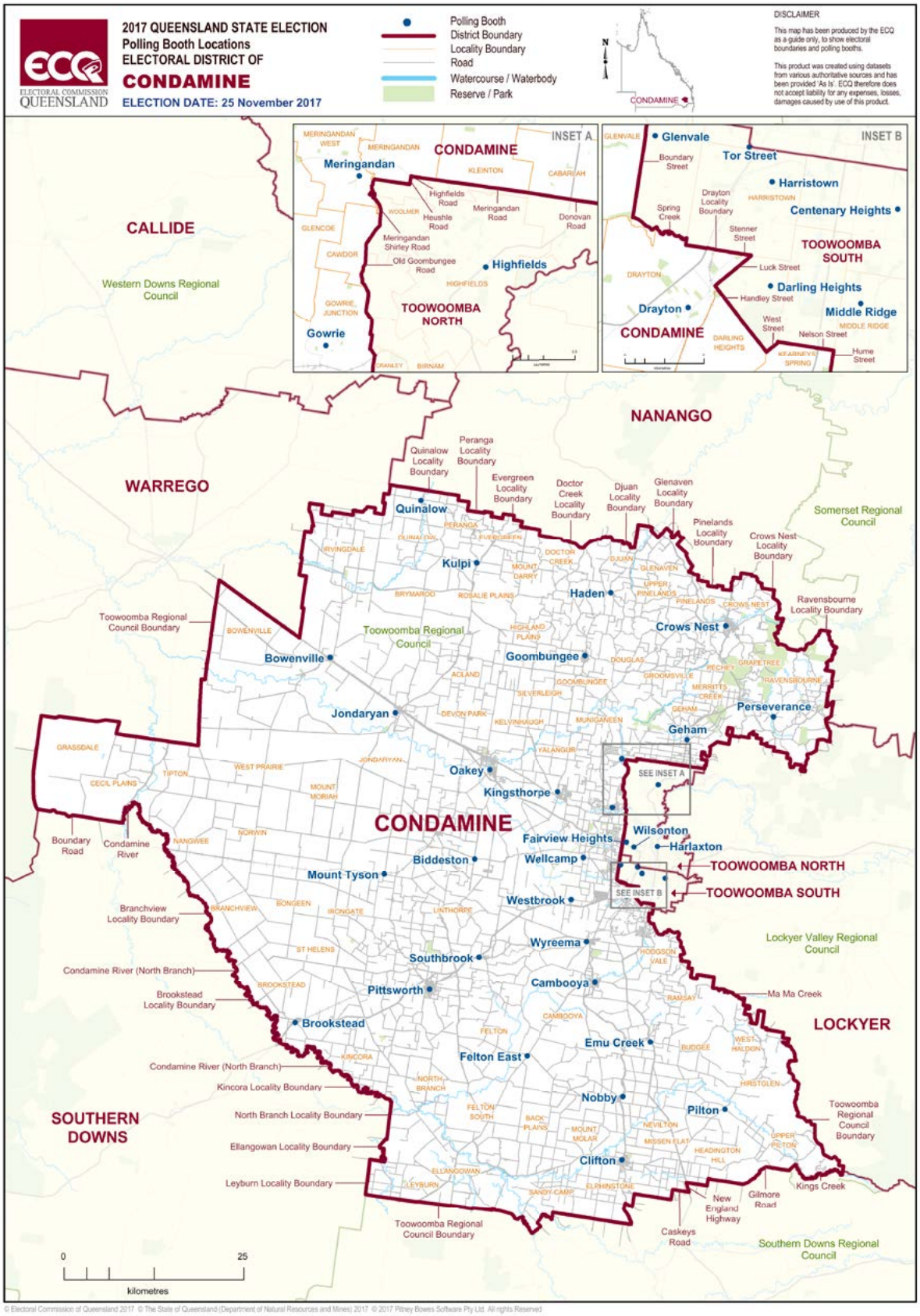

© Electoral Commission of Queensland 2017 © The State of Queensland (Department of Natural Resources and Mines) 2017 © 2017 Pitney Bowes Software Pty Ltd. All rights Reserved

2017 QUEENSLAND STATE ELECTION
Polling Booth Locations
ELECTORAL DISTRICT OF
COOK
ELECTION DATE: 25 November 2017
ECQ
ELECTORAL COMMISSION QUEENSLAND
Polling Booth
District Boundary
Locality Boundary
Road
Watercourse / Waterbody
Reserve / Park
COOK
DISCLAIMER
This map has been produced by the ECQ as a guide only, to show electoral boundaries and polling booths.
This product was created using datasets from various authoritative sources and has been provided 'As Is'. ECQ therefore does not accept liability for any expenses, losses, damages caused by use of this product.
INSET
Twin Bridges Road
Black Mountain Road
Douglas Shire Council
Trinity Bay
Kuranda National Park
Koah Road
Douglas Shire Council boundary
Mona Mona Road
Armstrong Road
Mona Mona Locality Boundary
BARRON RIVER
Barron River
Mareeba Shire Council
Cairns Regional Council
Bilwon State Forest
Clohesy River
Davies Creek
Shoteel Creek
Biboohra
Cairns All-Districts Centre
Mareeba West
Mareeba Hospital
Mareeba
Bare Hill Conservation Park
Torres Strait Island Regional Council
Tamwoy Town
Thursday Island
Horn Island
Torres Shire Council Boundary
Torres Shire Council
Bamaga
Northern Peninsula Area Regional Council
Jardine River National Park
Mapoon Aboriginal Shire Council
Napranum Aboriginal Shire Council
Weipa Town Council
Weipa North
Napranum
Lockhart River
Cook Shire Council Boundary
Lockhart River Aboriginal Shire Council
Aurukun
Aurukun Shire Council
Cook Shire Council Boundary
Coen
COOK
Pormpuraaw Aboriginal Shire Council
Pormpuraaw
Cook Shire Council
Hope Vale Aboriginal Shire Council
Hope Vale
Kowanyama Aboriginal Shire Council
Kowanyama
Olkola (Kennumbah) Resources Reserve 1
Laura
Cooktown
Wujal Wujal Aboriginal Shire Council
Wujal Wujal
Douglas Shire Council Boundary
Douglas Shire Council
Daintree
Alexandra Bay
Wonga
Miallo
Mossman
Port Douglas
Julatten
Mount Molloy
SEE INSET
TRAEGER
Staaten River National Park
Mareeba Shire Council
MULGRAVE
Dimbulah
Chillagoe
Carpentaria Shire Council
Mungana Branch Rail Line
HILL
Mareeba Shire Council Boundary
Etheridge Rail Line
0
200
kilometres
© Electoral Commission of Queensland 2017 © The State of Queensland (Department of Natural Resources and Mines) 2017 © 2017 Pitney Bowes Software Pty Ltd. All rights Reserved

ECQ
ELECTORAL COMMISSION QUEENSLAND
2017 QUEENSLAND STATE ELECTION
Polling Booth Locations
ELECTORAL DISTRICT OF
COOMERA
ELECTION DATE: 25 November 2017
Polling Booth
District Boundary
Locality Boundary
Road
Watercourse / Waterbody
Reserve / Park
N
COOMERA
DISCLAIMER
This map has been produced by the ECQ as a guide only, to show electoral boundaries and polling booths.
This product was created using datasets from various authoritative sources and has been provided 'As Is'. ECQ therefore does not accept liability for any expenses, losses, damages caused by use of this product.
MACALISTER
CARBROOK
REDLANDS
RUSSELL ISLAND
REDLAND BAY
MORETON BAY
EAGLEBY
Alberton
Logan River
ALBERTON
BEENLEIGH
Albert River
Beenleigh Central
Beenleigh
Mt Warren Park
Windaroo
MOUNT WARREN PARK
STAPYLTON
WOONGOOLBA
STEIGLITZ
Moreton Bay
Windaroo Valley
GILBERTON
Woongoolba
BAHRS SCRUB
YATALA
SOUTHERN MORETON BAY ISLANDS
BELIVAH
Norfolk Village
Ormeau Woods
ORMEAU
NORWELL
Jacobs Well
WOLFFDENE
LOGAN
LUSCOMBE
COOMERA
JACOBS WELL
ORMEAU HILLS
Ormeau
Albert River
PIMPAMA
Pimpama
CEDAR CREEK
KINGSHOLME
Cedar Creek
COOMERA
Cedar Creek
WILLOW VALE
CEDAR CREEK
Coomera Springs
Coomera East
Foxwell Road
Gold Coast Rail Line
Coomera River
Yaun Creek
Pacific Highway
Willow Vale Locality Boundary
Coomera
HOPE ISLAND
Old Coach Road
Upper Coomera North
Reserve Road
WONGAWALLAN
TAMBORINE
UPPER COOMERA
BROADWATER
Upper Coomera
Wongawallan Locality Boundary
Helensvale North
Oxenford
Gold Coast City Council Boundary
Wongawallan Creek
Tamborine Creek
Tamborine Oxenford Road
HELENSVALE
TAMBORINE MOUNTAIN
MAUDSLAND
SCENIC RIM
THEODORE
0
5
kilometres
© Electoral Commission of Queensland 2017 © The State of Queensland (Department of Natural Resources and Mines) 2017 © 2017 Pitney Bowes Software Pty Ltd. All rights Reserved

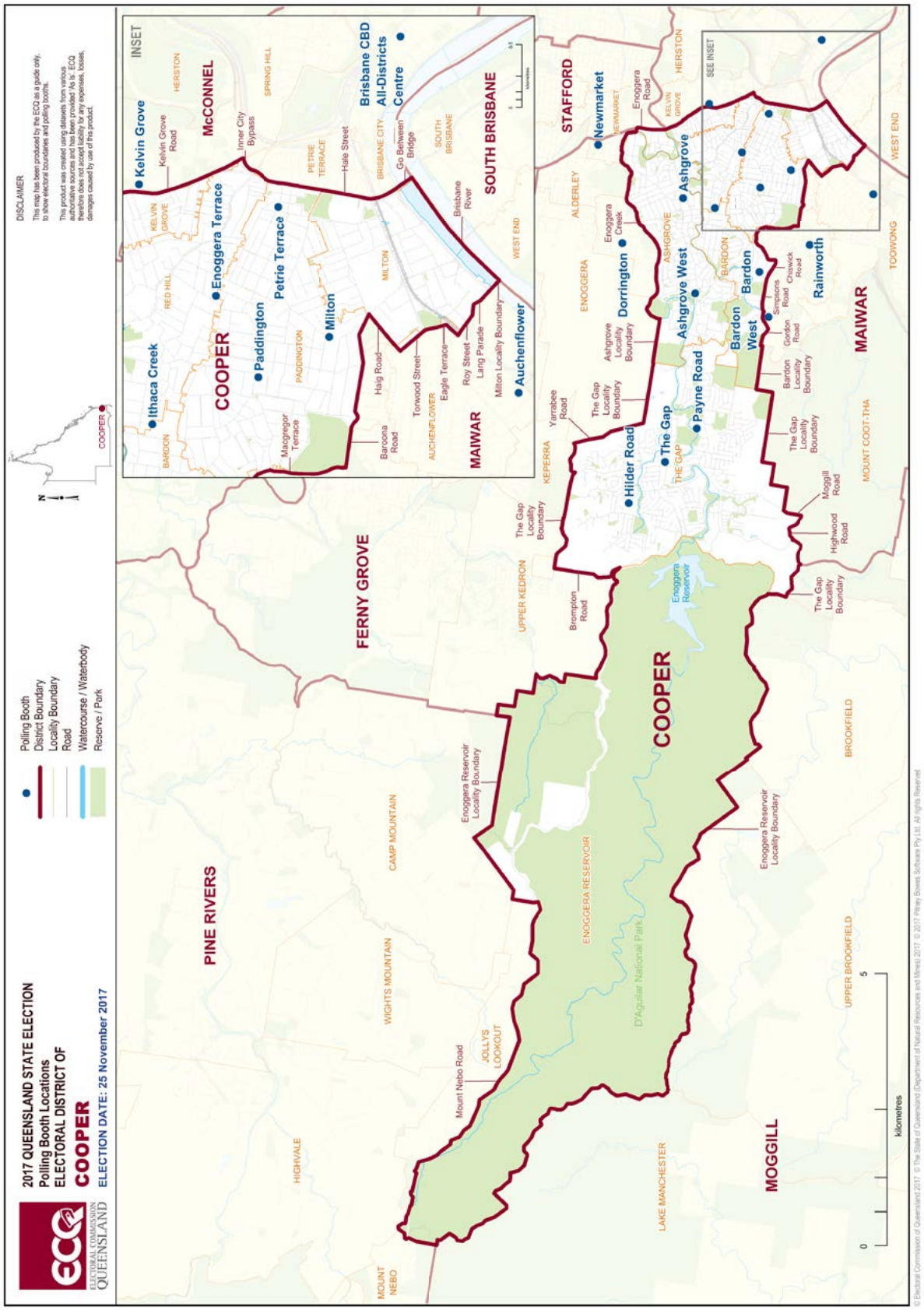
ECQ
ELECTORAL COMMISSION QUEENSLAND
2017 QUEENSLAND STATE ELECTION
Polling Booth Locations
ELECTORAL DISTRICT OF
COOPER
ELECTION DATE: 25 November 2017
Polling Booth
District Boundary
Locality Boundary
Road
Watercourse / Waterbody
Reserve / Park
DISCLAIMER
This map has been produced by the ECQ as a guide only, to show electoral boundaries and polling booths.
This product was created using datasets from various authoritative sources and has been provided 'As is.' ECQ makes no warranties, express or implied, nor accepts liability for any expenses, losses, damages caused by use of this product.
COOPER
INSET
Kelvin Grove
Ithaca Creek
Enoggera Terrace
Paddington
Petrie Terrace
Milton
Auchenflower
Brisbane CBD All-Districts Centre
McCONNEL
SOUTH BRISBANE
MAIWAR
STAFFORD
Newmarket
Dorrington
Ashgrove
Ashgrove West
Bardon
Bardon West
Rainworth
Payne Road
The Gap
Hilder Road
FERNY GROVE
PINE RIVERS
MOGGILL
Enoggera Reservoir
Kelvin Grove Road
Inner City Bypass
Hale Street
Go Between Bridge
Brisbane River
Haig Road
Toowood Street
Eagle Terrace
Roy Street
Lang Parade
Milton Locality Boundary
Baroona Road
Macgregor Terrace
Yarrabee Road
The Gap Locality Boundary
Ashgrove Locality Boundary
Enoggera Creek
Enoggera Road
Brompton Road
Moggill Road
Highwood Road
Simpsons Road
Gordon Road
Chermside Road
Bardon Locality Boundary
Enoggera Reservoir Locality Boundary
Mount Nebo Road
SEE INSET
kilometres
0
5
© Electoral Commission of Queensland 2017 © The State of Queensland (Department of Natural Resources and Mines) 2017 © 2017 Pitney Bowes Software Pty Ltd. All rights Reserved

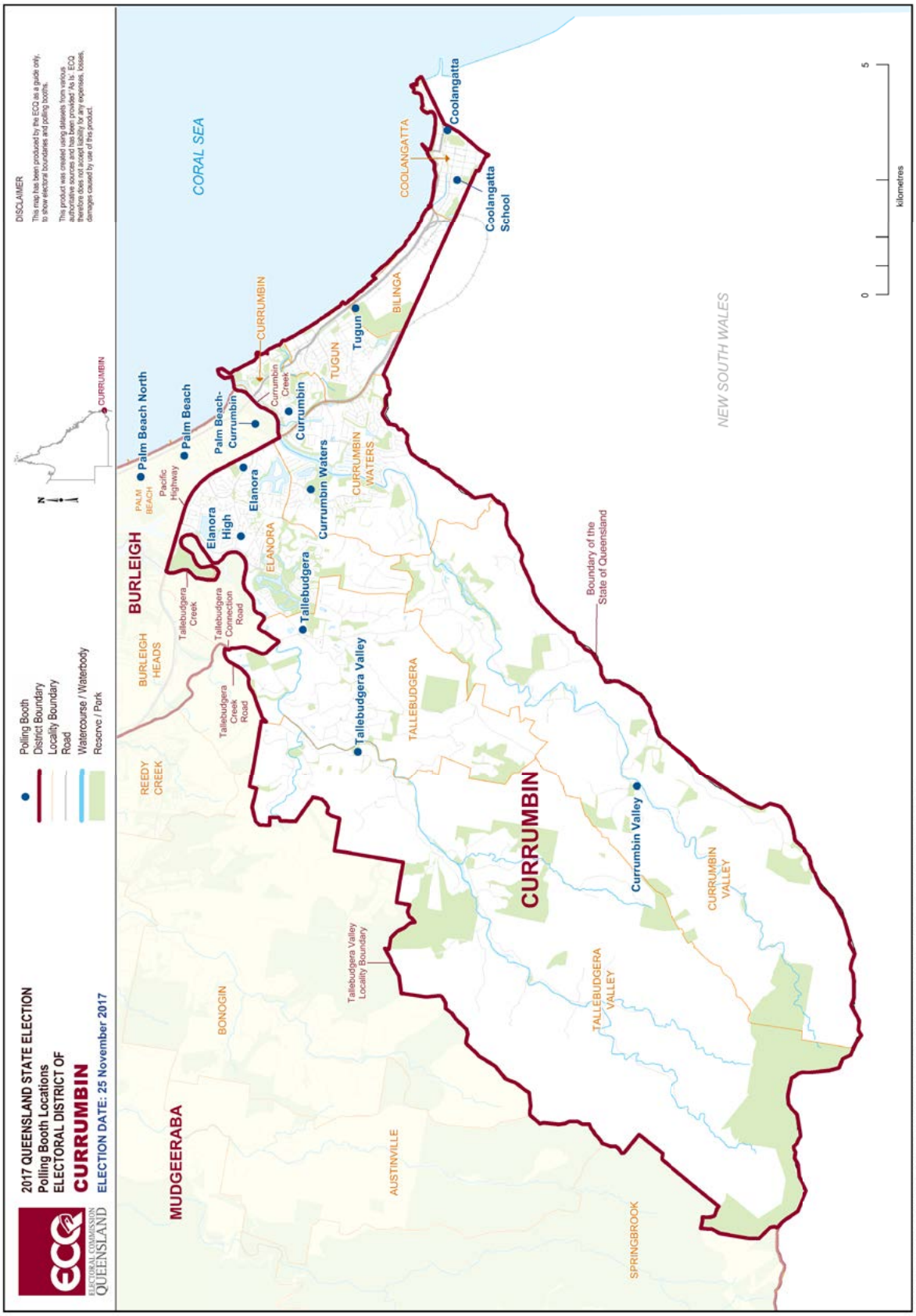
ECQ
ELECTORAL COMMISSION QUEENSLAND
2017 QUEENSLAND STATE ELECTION
Polling Booth Locations
ELECTORAL DISTRICT OF
CURRUMBIN
ELECTION DATE: 25 November 2017
Polling Booth
District Boundary
Locality Boundary
Road
Watercourse / Waterbody
Reserve / Park
N
CURRUMBIN
DISCLAIMER
This map has been produced by the ECQ as a guide only, to show electoral boundaries and polling booths.
This product was created using datasets from various authoritative sources and has been provided 'As is'. ECQ therefore does not accept liability for any expenses, losses, damages caused by use of this product.
CORAL SEA
NEW SOUTH WALES
MUDGEERABA
BURLEIGH
CURRUMBIN
Palm Beach North
Palm Beach
Palm Beach-Currumbin
Elanora
Elanora High
Currumbin
Currumbin Creek
Currumbin Waters
Tallebudgera
Tallebudgera Valley
Currumbin Valley
Tugun
Coolangatta
Coolangatta School
PALM BEACH
Pacific Highway
BURLEIGH HEADS
Tallebudgera Creek
Tallebudgera Connection Road
Tallebudgera Creek Road
REEDY CREEK
BONOGIN
AUSTINVILLE
SPRINGBROOK
ELANORA
CURRUMBIN WATERS
TUGUN
BILINGA
COOLANGATTA
TALLEBUDGERA
TALLEBUDGERA VALLEY
CURRUMBIN VALLEY
Tallebudgera Valley Locality Boundary
Boundary of the State of Queensland
0
5
kilometres
© Electoral Commission of Queensland 2017 © The State of Queensland (Department of Natural Resources and Mines) 2017 © 2017 Pitney Bowes Software Pty Ltd. All rights Reserved

ECQ
ELECTORAL COMMISSION QUEENSLAND
2017 QUEENSLAND STATE ELECTION
Polling Booth Locations
ELECTORAL DISTRICT OF
EVERTON
ELECTION DATE: 25 November 2017
Polling Booth
District Boundary
Locality Boundary
Road
Watercourse / Waterbody
Reserve / Park
N
EVERTON
DISCLAIMER
This map has been produced by the ECQ as a guide only, to show electoral boundaries and polling booths.
This product was created using datasets from various authoritative sources and has been provided 'As Is'. ECQ therefore does not accept liability for any expenses, losses, damages caused by use of this product.
CASHMERE
PINE RIVERS
Warner Road West
Warner Road
South Pine Road
Linkfield Connection Road
Lilley Road
WARNER
Eatons Crossing Road
BALD HILLS
CLEAR MOUNTAIN
BRENDALE
South Pine River
South Pine
Eatons Hill
EATONS HILL
BRIDGEMAN DOWNS
Albany Creek
Cedar Creek
South Pine River
ALBANY CREEK
Bridgeman Downs
Bunya Road
Albany Creek High
Albany Creek
Albany Hills
DRAPER
BUNYA
EVERTON
ASPLEY
Old Northern Road
Bunya
ARANA HILLS
Bunya Road
Rode Road
FERNY HILLS
McDowall
EVERTON HILLS
MCDOWALL
South Pine Road
Bunyaville
STAFFORD HEIGHTS
Patricks Road
Arana
Trouts Road
Everton Park North
Dawson Parade
EVERTON PARK
Grovely
MITCHELTON
STAFFORD
FERNY GROVE
Everton Park
Oxford Park
STAFFORD
Everton Park East
Mitchelton
Everton Park Locality Boundary
GAYTHORNE
Enoggera Locality Boundary
Mitchelton South
Ferny Grove Rail Line
Alderley Locality Boundary
ENOGGERA
Shand Street
Gaythorne
Enoggera
KEPERRA
Sicklefield Road
South Pine Road
Alderley Kindergarten
ALDERLEY
0
2
kilometres
© Electoral Commission of Queensland 2017 © The State of Queensland (Department of Natural Resources and Mines) 2017 © 2017 Pitney Bowes Software Pty Ltd. All rights Reserved

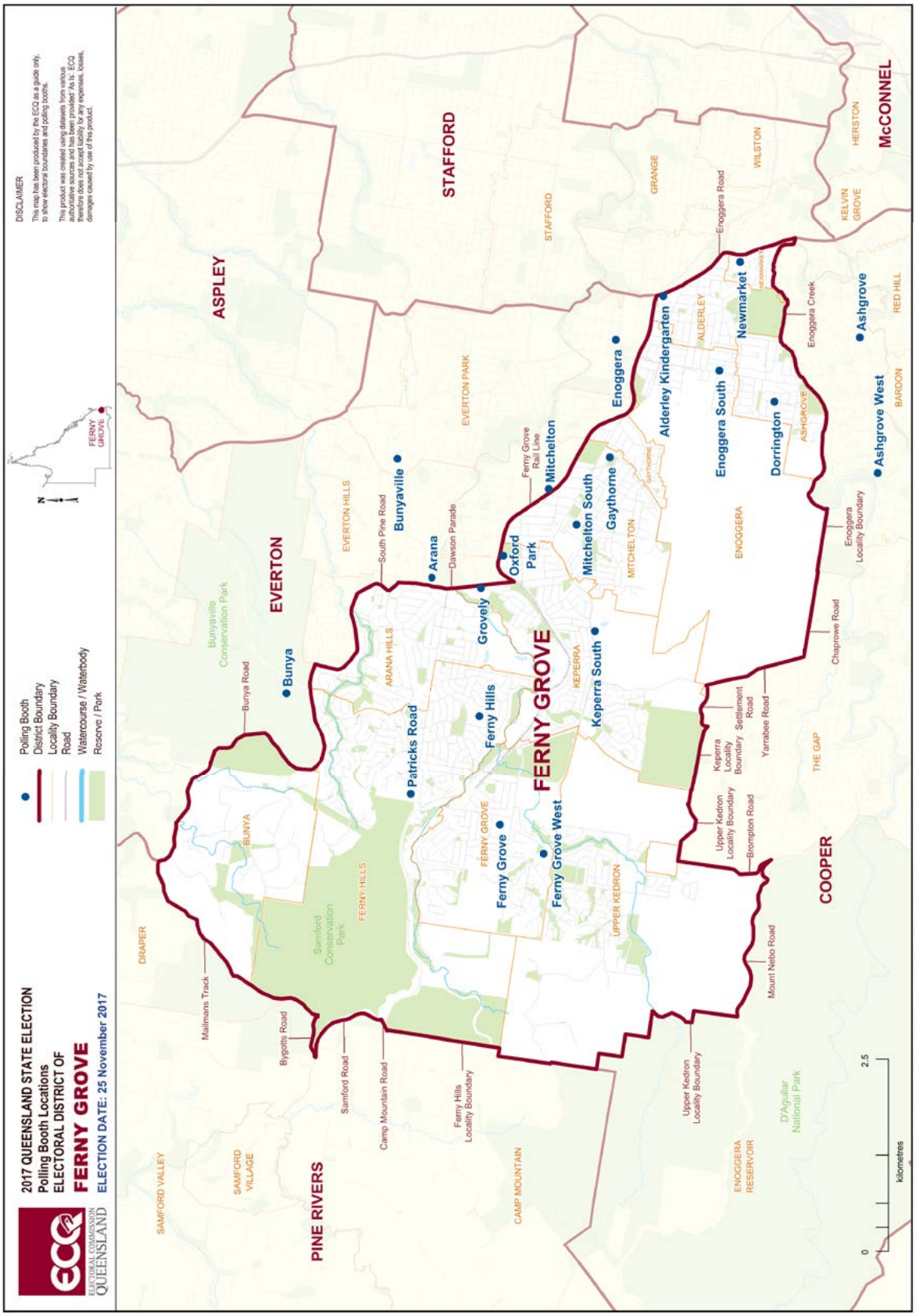
2017 QUEENSLAND STATE ELECTION
Polling Booth Locations
ELECTORAL DISTRICT OF
FERNY GROVE
ELECTION DATE: 25 November 2017
ELECTORAL COMMISSION QUEENSLAND
Polling Booth
District Boundary
Locality Boundary
Road
Watercourse / Waterbody
Reserve / Park
DISCLAIMER
This map has been produced by the ECQ as a guide only, to show electoral boundaries and polling booths.
This product was created using datasets from various authoritative sources and has been provided 'As Is'. ECQ therefore does not accept liability for any expenses, losses, damages caused by use of this product.
FERNY GROVE
ASPLEY
STAFFORD
EVERTON
McCONNEL
COOPER
PINE RIVERS
FERNY GROVE
Bunya
Bunyaville
Arana
Grovely
Oxford Park
Mitchelton
Mitchelton South
Gaythorne
Enoggera
Alderley Kindergarten
Enoggera South
Newmarket
Dorrington
Ashgrove
Ashgrove West
Patricks Road
Ferny Hills
Keperra South
Ferny Grove
Ferny Grove West
Bunya Road
South Pine Road
Dawson Parade
Ferny Grove Rail Line
Enoggera Road
Enoggera Creek
Enoggera Locality Boundary
Chaprowe Road
Settlement Road
Yarrabee Road
Keperra Locality Boundary
Upper Kedron Locality Boundary
Brompton Road
Mount Nebo Road
Upper Kedron Locality Boundary
Mailmans Track
Bygotts Road
Samford Road
Camp Mountain Road
Ferny Hills Locality Boundary
Bunyaville Conservation Park
Samford Conservation Park
D'Aguilar National Park
SAMFORD VALLEY
SAMFORD VILLAGE
CAMP MOUNTAIN
ENOGGERA RESERVOIR
DRAPER
BUNYA
FERNY HILLS
ARANA HILLS
EVERTON HILLS
EVERTON PARK
STAFFORD
GRANGE
WILSTON
HERSTON
KELVIN GROVE
ALDERLEY
ASHGROVE
RED HILL
BARDON
ENOGGERA
MITCHELTON
KEPERRA
UPPER KEDRON
THE GAP
0
2.5
kilometres
© Electoral Commission of Queensland 2017 © The State of Queensland (Department of Natural Resources and Mines) 2017 © 2017 Pitney Bowes Software Pty Ltd. All rights Reserved

ECQ
ELECTORAL COMMISSION QUEENSLAND
2017 QUEENSLAND STATE ELECTION
Polling Booth Locations
ELECTORAL DISTRICT OF
GAVEN
ELECTION DATE: 25 November 2017
Polling Booth
District Boundary
Locality Boundary
Road
Watercourse / Waterbody
Reserve / Park
N
GAVEN
DISCLAIMER
This map has been produced by the ECQ as a guide only, to show electoral boundaries and polling booths. It is not an official electoral boundary map.
This product was created using datasets from various authoritative sources and has been provided 'As Is'. ECQ therefore does not accept liability for any expenses, losses, damages caused by use of this product.
COOMERA
BROADWATER
Oxenford
OXENFORD
Coombabah Lakes Conservation Area
HELENSVALE
Gaven
THEODORE
Binstead Way
Pitcairn Way
PACIFIC PINES
GUANABA
MAUDSLAND
ARUNDEL
Pacific Pines
BONNEY
Brockman Way
Nerang Locality Boundary
Pacific Highway
PARKWOOD
GAVEN
Nerang National Park
Beaudesert Nerang Road
NERANG
SOUTHPORT
GAVEN
MOLENDINAR
Coomera River
Southport All-Districts Centre
MOUNT NATHAN
Nerang Primary
ASHMORE
Earle Haven
Nerang River
Clagiraba Creek
Mount Nathan Locality Boundary
Nerang Locality Boundary
Nerang West
Nerang PYC
CLAGIRABA
Nerang River
BENOWA
Belliss Road
Clagiraba Road
Nerang Murwillumbah Road
William Duncan
Fyfes Road
CARRARA
HIGHLAND PARK
Carrara
Gilston Road
Carrara Road
Worley Drive
Worongary
Nerang Broadbeach Road
Nielsens Road
ADVANCETOWN
Highland Park Locality Boundary
GILSTON
WORONGARY
Gold Coast Rail Line
SURFERS PARADISE
MUDGEERABA
MERRIMAC
0
2.5
kilometres
© Electoral Commission of Queensland 2017 © The State of Queensland (Department of Natural Resources and Mines) 2017 © 2017 Pitney Bowes Software Pty Ltd. All rights Reserved

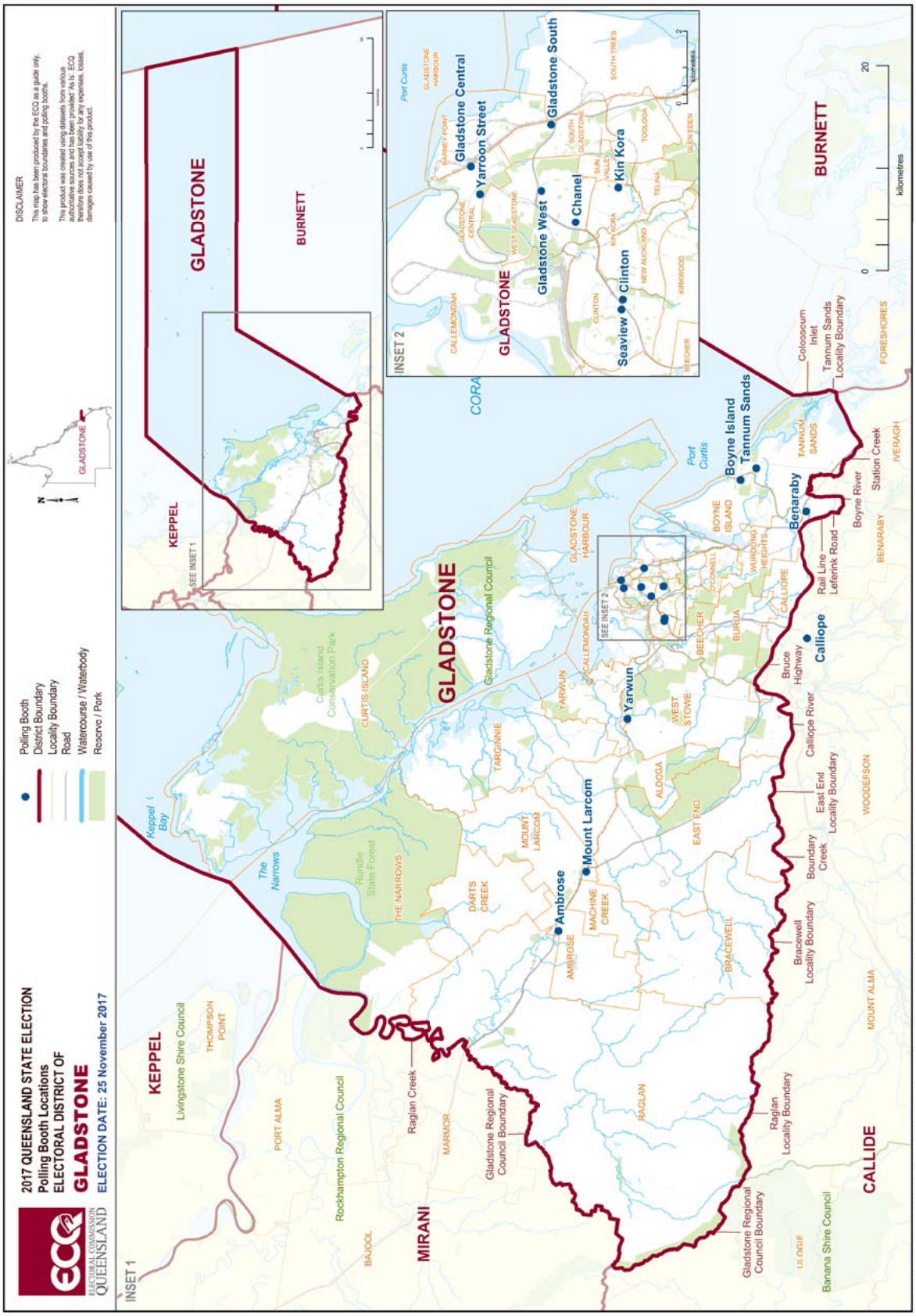

© Electoral Commission of Queensland 2017 © The State of Queensland (Department of Natural Resources and Mines) 2017 © 2017 Pitney Bowes Software Pty Ltd. All rights Reserved.

Statistical Reports

ECQ
ELECTORAL COMMISSION QUEENSLAND
2017 QUEENSLAND STATE ELECTION
Polling Booth Locations
ELECTORAL DISTRICT OF
GREENSLOPES
ELECTION DATE: 25 November 2017
Polling Booth
District Boundary
Locality Boundary
Road
Watercourse / Waterbody
Reserve / Park
N
GREENSLOPES
DISCLAIMER
This map has been produced by the ECQ as a guide only, to show electoral boundaries and polling booths.
This product was created using datasets from various authoritative sources and has been provided 'As Is'. ECQ therefore does not accept liability for any expenses, losses, damages caused by use of this product.
SOUTH BRISBANE
EAST BRISBANE
Cleveland Rail Line
Waite Street
Rome Street
SEVEN HILLS
BULIMBA
NORMAN PARK
Norman Park
Landsdowne Street
East Brisbane All-Districts Centre
Vulture Street All-Districts Centre
Bennetts Road
Norman Creek
CHATSWORTH
Woolloongabba All-Districts Centre
Old Cleveland Road
Camp Hill
CARINA
WOOLLOONGABBA
Coorparoo
O'Keefe Street
Stones Corner
COORPAROO
CAMP HILL
Junction Street
Cornwall Street
West Coorparoo
Coorparoo South
Cambridge Street
Samuel Street
GREENSLOPES
Jones Road
Greenslopes
South Coorparoo
Whites Hill Reserve
GREENSLOPES
Camp Hill Locality Boundary
ANNERLEY
CARINA HEIGHTS
Holland Park Locality Boundary
St Matthews
Cavendish Road
HOLLAND PARK
Bassett Street
Pacific Motorway
Seville Road
Marshall Road
Nursery Road
MILLER
HOLLAND PARK WEST
TARRAGINDI
MANSFIELD
Logan Road
MOUNT GRAVATT EAST
Mt Gravatt
MOUNT GRAVATT
Shire Road
NATHAN
Holland Park West Locality Boundary
Mount Gravatt Locality Boundary
TOOHEY
Mt Gravatt West
0
1
kilometres
© Electoral Commission of Queensland 2017 © The State of Queensland (Department of Natural Resources and Mines) 2017 © 2017 Pitney Bowes Software Pty Ltd. All rights Reserved

Statistical Reports

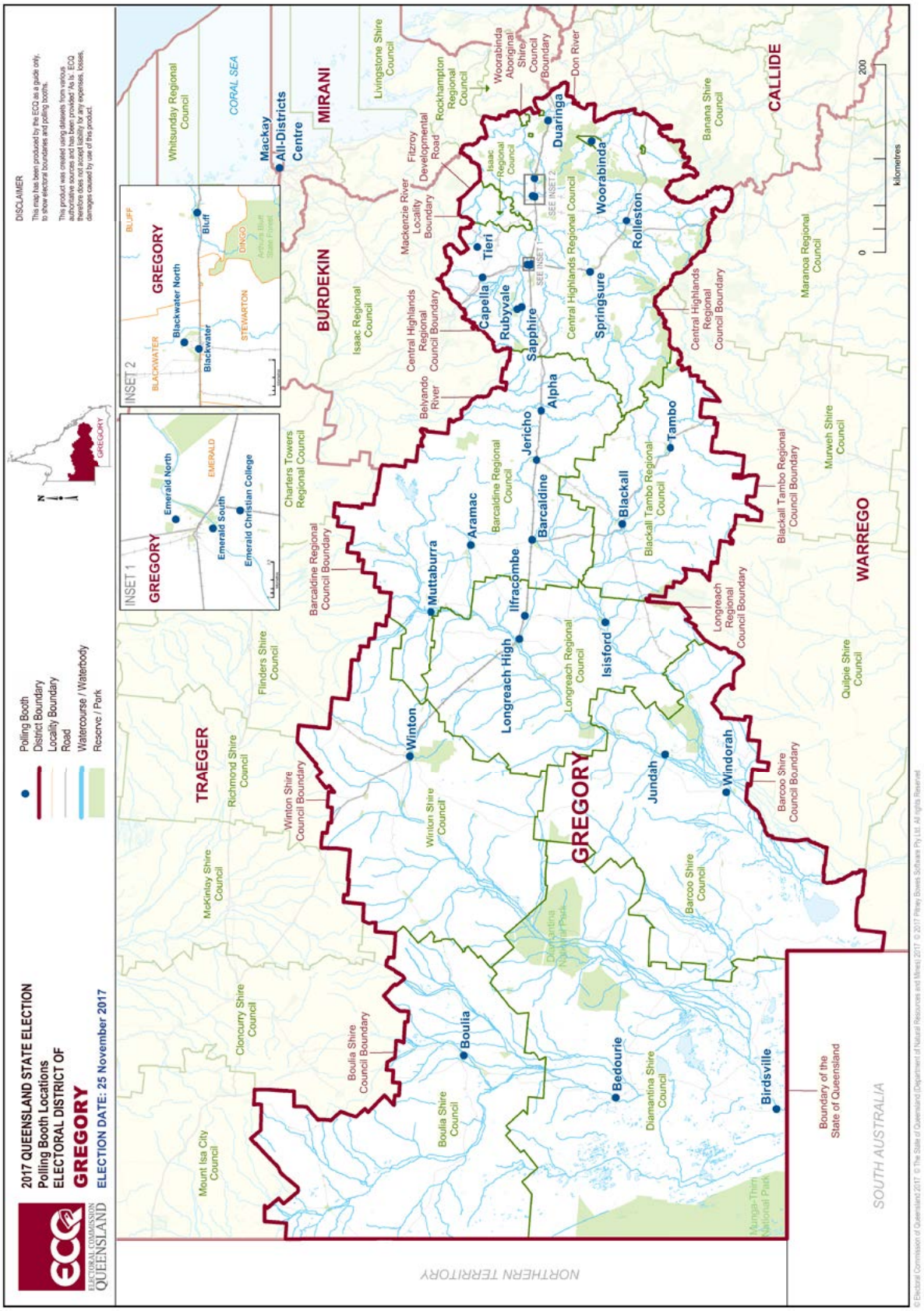

© Electoral Commission of Queensland 2017 © The State of Queensland (Department of Natural Resources and Mines) 2017 © 2017 Pitney Bowes Software Pty Ltd. All rights Reserved

2017 QUEENSLAND STATE ELECTION
Polling Booth Locations
ELECTORAL DISTRICT OF
HERVEY BAY
ELECTION DATE: 25 November 2017
ECQ
ELECTORAL COMMISSION QUEENSLAND
Polling Booth
District Boundary
Locality Boundary
Road
Watercourse / Waterbody
Reserve / Park
N
HERVEY BAY
DISCLAIMER
This map has been produced by the ECQ as a guide only, to show electoral boundaries and polling booths.
This product was created using datasets from various authoritative sources and has been provided 'As Is'. ECQ therefore does not accept liability for any expenses, losses, damages caused by use of this product.
INSET
BURNETT
Hervey Bay
BURNETT
Bundaberg Regional Council
Hervey Bay
Great Sandy National Park
Fraser Coast Regional Council Boundary
SEE INSET
HERVEY BAY
MARYBOROUGH
Fraser Coast Regional Council
CORAL SEA
Great Sandy Strait
GYMPIE
Gympie Regional Council
POINT VERNON
Eli Waters Locality Boundary
ELI WATERS
PIALBA
Grinsteads Road
Pialba North
Hervey Bay All-Districts Centre
Pialba Burrum Heads Road
Pialba
Torquay
Yarrilee
DUNDOWRAN
URRAWEEN
SCARNESS
TORQUAY
Urangan
Maryborough Hervey Bay Road
Urraween
Kawungan
KAWUNGAN
Urangan West
Baycrest
Christensen Street West
WONDUNNA
URANGAN
Great Sandy Strait
HERVEY BAY
Main Street
NIKENBAH
BOORAL
Bunya Creek
BUNYA CREEK
RIVER HEADS
SUSAN RIVER
MARYBOROUGH
River Heads
Susan River
Great Sandy Strait
FRASER ISLAND
Mary River
Great Sandy National Park
GREAT SANDY STRAIT
0
5
kilometres
© Electoral Commission of Queensland 2017 © The State of Queensland (Department of Natural Resources and Mines) 2017 © 2017 Pitney Bowes Software Pty Ltd. All rights Reserved

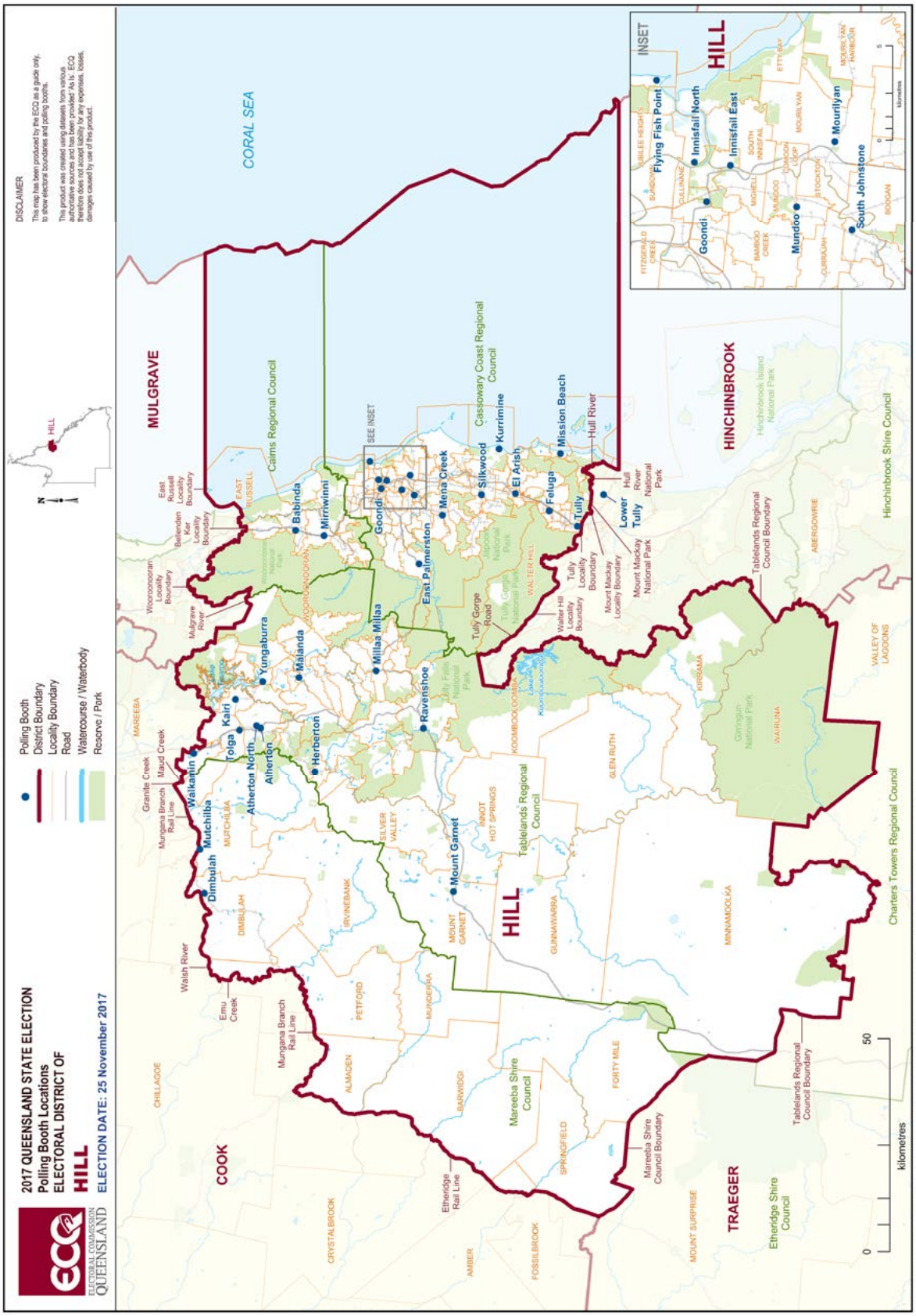
ECQ
ELECTORAL COMMISSION QUEENSLAND
2017 QUEENSLAND STATE ELECTION
Polling Booth Locations
ELECTORAL DISTRICT OF
HILL
ELECTION DATE: 25 November 2017
Polling Booth
District Boundary
Locality Boundary
Road
Watercourse / Waterbody
Reserve / Park
DISCLAIMER
This map has been produced by the ECQ as a guide only, to show electoral boundaries and polling booths.
This product was created using datasets from various authoritative sources and has been provided 'As Is'. ECQ therefore does not accept liability for any expenses, losses, damages caused by use of this product.
CORAL SEA
MULGRAVE
COOK
TRAEGER
HINCHINBROOK
HILL
INSET
Cairns Regional Council
Cassowary Coast Regional Council
Tablelands Regional Council
Mareeba Shire Council
Etheridge Shire Council
Hinchinbrook Shire Council
Charters Towers Regional Council
Walkamin
Mutchilba
Dimbulah
Kairi
Tolga
Atherton North
Atherton
Yungaburra
Malanda
Herberton
Millaa Millaa
Ravenshoe
Mount Garnet
Babinda
Mirriwinni
Goondi
East Palmerston
Mena Creek
Silkwood
Kurrimine
El Arish
Feluga
Mission Beach
Tully
Lower Tully
Flying Fish Point
Innisfail North
Innisfail East
Mourilyan
South Johnstone
Mundoo
kilometres
0
50
© Electoral Commission of Queensland 2017 © The State of Queensland (Department of Natural Resources and Mines) 2017 © 2017 Pitney Bowes Software Pty Ltd. All rights Reserved.

© Electoral Commission of Queensland 2017 © The State of Queensland (Department of Natural Resources and Mines) 2017 © 2017 Pitney Bowes Software Pty Ltd. All rights Reserved

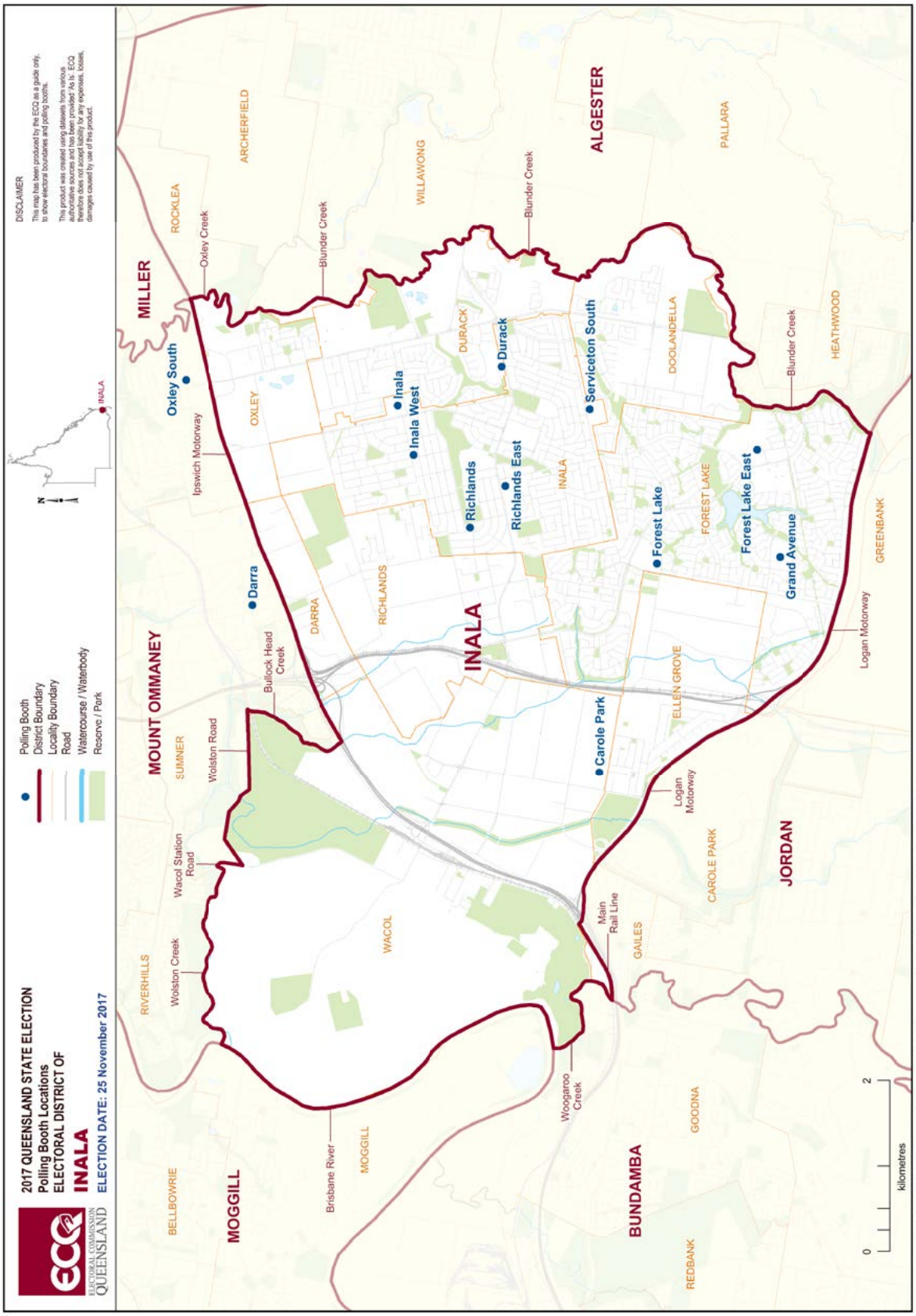

© Electoral Commission of Queensland 2017 © The State of Queensland (Department of Natural Resources and Mines) 2017 © 2017 Pitney Bowes Software Pty Ltd. All rights Reserved

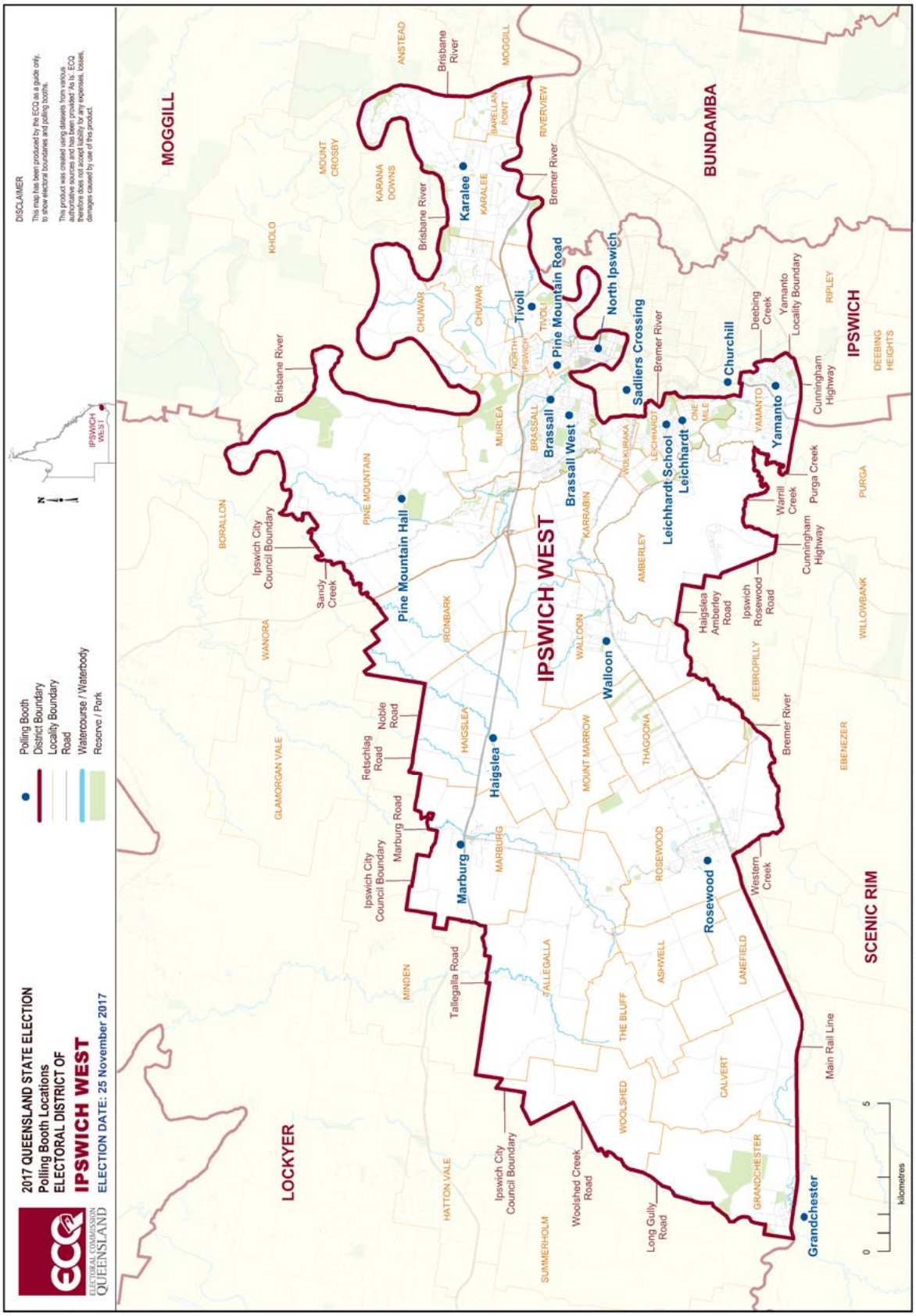
ECQ
ELECTORAL COMMISSION QUEENSLAND
2017 QUEENSLAND STATE ELECTION
Polling Booth Locations
ELECTORAL DISTRICT OF
IPSWICH WEST
ELECTION DATE: 25 November 2017
Polling Booth
District Boundary
Locality Boundary
Road
Watercourse / Waterbody
Reserve / Park
DISCLAIMER
This map has been produced by the ECQ as a guide only, to show electoral boundaries and polling booths.
This product was created using datasets from various authoritative sources and has been provided 'As is'. ECQ makes no warranties, or accepts liability for any expenses, losses, damages caused by use of this product.
IPSWICH WEST
MOGGILL
BUNDAMBA
IPSWICH
SCENIC RIM
LOCKYER
Karalee
Tivoli
Pine Mountain Road
North Ipswich
Sadliers Crossing
Churchill
Yamanto
Brassall
Brassall West
Leichhardt School
Leichhardt
Pine Mountain Hall
Walloon
Haigslea
Marburg
Rosewood
Grandchester
Brisbane River
Bremer River
Ipswich City Council Boundary
Sandy Creek
Retschlag Road
Noble Road
Marburg Road
Tallegalla Road
Woolshed Creek Road
Long Gully Road
Main Rail Line
Western Creek
Haigslea Amberley Road
Ipswich Rosewood Road
Warrill Creek
Purga Creek
Cunningham Highway
Deebing Creek
Yamanto Locality Boundary
ANSTEAD
MOUNT CROSBY
KARANA DOWNS
KARALEE
BARELLAN POINT
RIVERVIEW
KHOLO
CHUWAR
NORTH IPSWICH
TIVOLI
MUIRLEA
BRASSALL
WOLKURAKA
LEICHHARDT
ONE MILE
YAMANTO
RIPLEY
DEEBING HEIGHTS
BORALLON
PINE MOUNTAIN
IRONBARK
KARRABIN
AMBERLEY
WILLOWBANK
PURGA
WANORA
WALLOON
JEEBROPILLY
EBENEZER
GLAMORGAN VALE
HAIGSLEA
MOUNT MARROW
THAGOONA
MARBURG
ROSEWOOD
MINDEN
TALLEGALLA
ASHWELL
LANEFIELD
THE BLUFF
CALVERT
WOOLSHED
GRANDCHESTER
HATTON VALE
SUMMERHOLM
0
5
kilometres
© Electoral Commission of Queensland 2017. © The State of Queensland (Department of Natural Resources and Mines) 2017. © 2017 Pitney Bowes Software Pty Ltd. All rights Reserved.

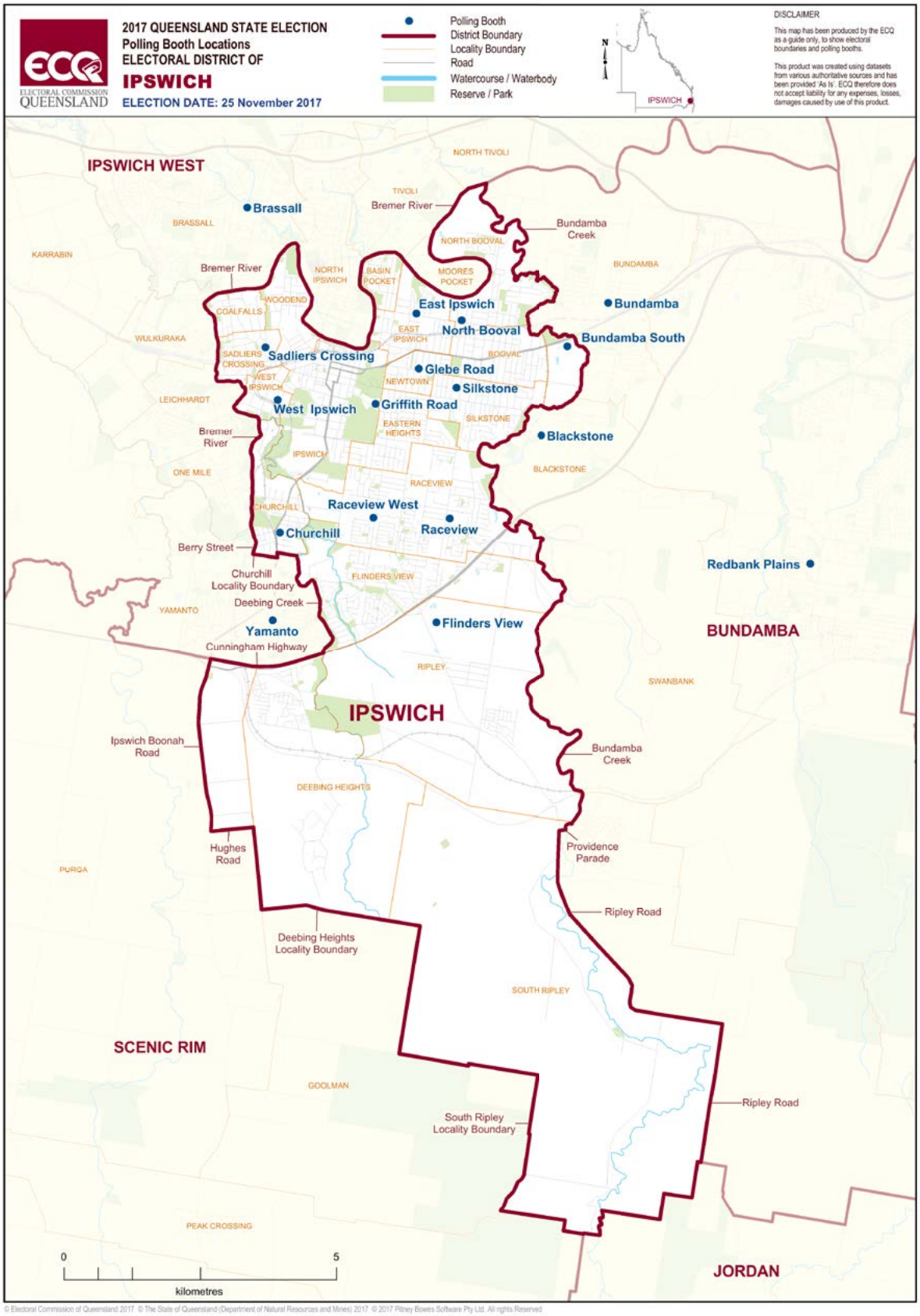

© Electoral Commission of Queensland 2017 © The State of Queensland (Department of Natural Resources and Mines) 2017 © 2017 Pitney Bowes Software Pty Ltd. All rights Reserved

© Electoral Commission of Queensland 2017 © The State of Queensland (Department of Natural Resources and Mines) 2017 © 2017 Pitney Bowes Software Pty Ltd. All rights Reserved

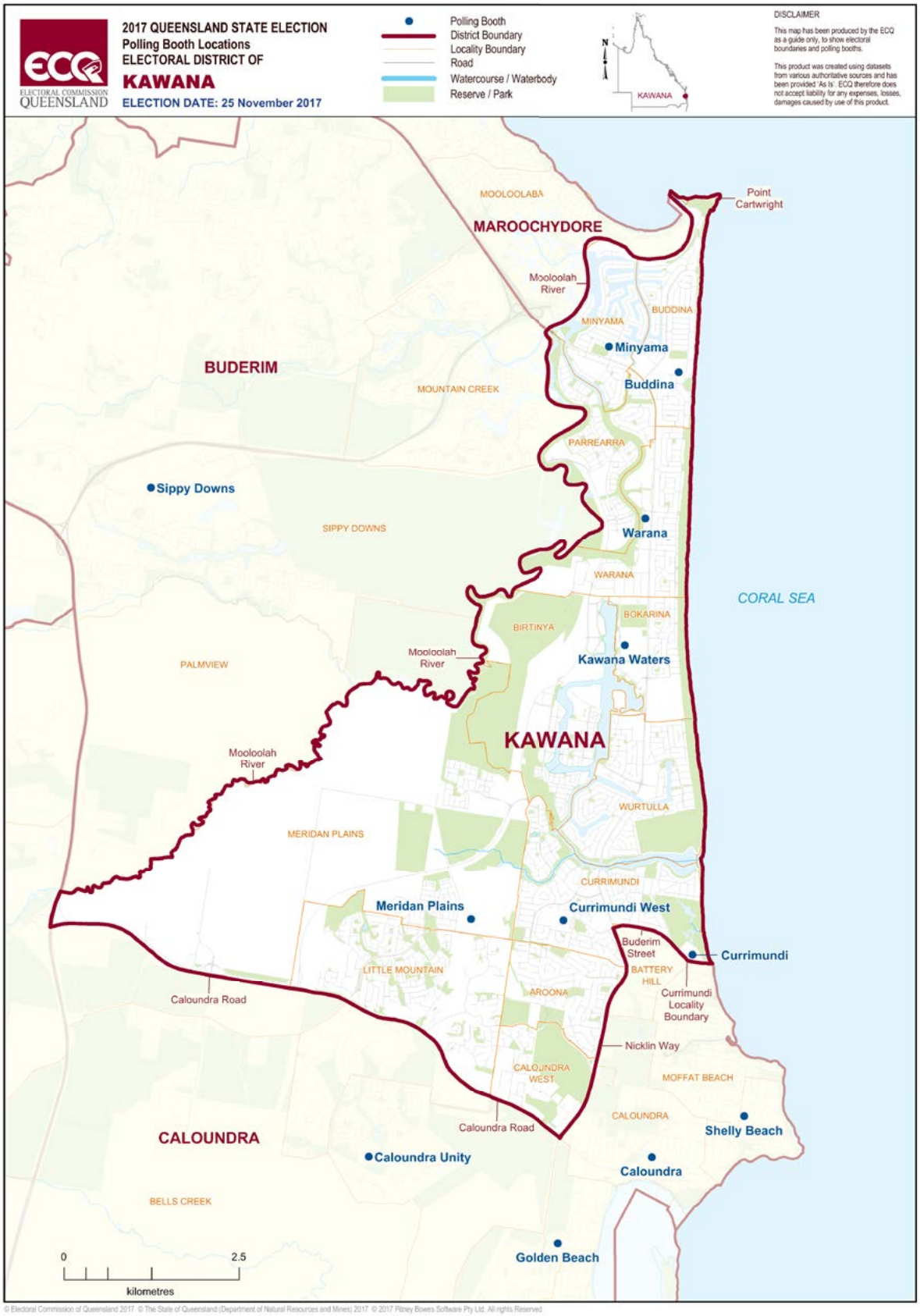

© Electoral Commission of Queensland 2017 © The State of Queensland (Department of Natural Resources and Mines) 2017 © 2017 Pitney Bowes Software Pty Ltd. All rights Reserved

© Electoral Commission of Queensland 2017 © The State of Queensland (Department of Natural Resources and Mines) 2017 © 2017 Pitney Bowes Software Pty Ltd. All rights Reserved

ECQ
ELECTORAL COMMISSION QUEENSLAND
2017 QUEENSLAND STATE ELECTION
Polling Booth Locations
ELECTORAL DISTRICT OF
KURWONGBAH
ELECTION DATE: 25 November 2017
Polling Booth
District Boundary
Locality Boundary
Road
Watercourse / Waterbody
Reserve / Park
N
KURWONGBAH
DISCLAIMER
This map has been produced by the ECQ as a guide only, to show electoral boundaries and polling booths.
This product was created using datasets from various authoritative sources and has been provided 'As Is'. ECQ therefore does not accept liability for any expenses, losses, damages caused by use of this product.
Morayfield East
Morayfield All-Districts Centre
Burpengary Locality Boundary
GLASS HOUSE
BANCROFT
MORAYFIELD
North Coast Rail Line
MOORINA
MORAYFIELD
BURPENGARY EAST
Burpengary North
Burpengary
Burpengary Meadows
Narangba Locality Boundary
BURPENGARY
Bruce Highway
Burpengary Creek
Burpengary Creek
Narangba Valley
Burpengary South
NARANGBA
DECEPTION BAY
Narangba Locality Boundary
RUSH CREEK
KURWONGBAH
Narangba
Kurwongbah Locality Boundary
Boundary Road
Dayboro Road
DAKABIN
KURWONGBAH
North Coast Rail Line
SAMSONVALE
Lake Kurwongbah
MURRUMBA
Kallangur East
Kallangur
KALLANGUR
PINE RIVERS
Kurwongbah
Yebri Street
Yebri Creek
Lake Samsonvale
PETRIE
Eastern Shore of Lake Samsonvale
JOYNER
Petrie
North Pine River
LAWNTON
Lawnton
Forgan Road
North Coast Rail Line
BRAY PARK
Warner
Baker Street
Bray Park
CASHMERE
Samsonvale Road
Strathpine
0
5
kilometres
WARNER
Bray Park High
STRATHPINE
© Electoral Commission of Queensland 2017 © The State of Queensland (Department of Natural Resources and Mines) 2017 © 2017 Pitney Bowes Software Pty Ltd. All rights Reserved

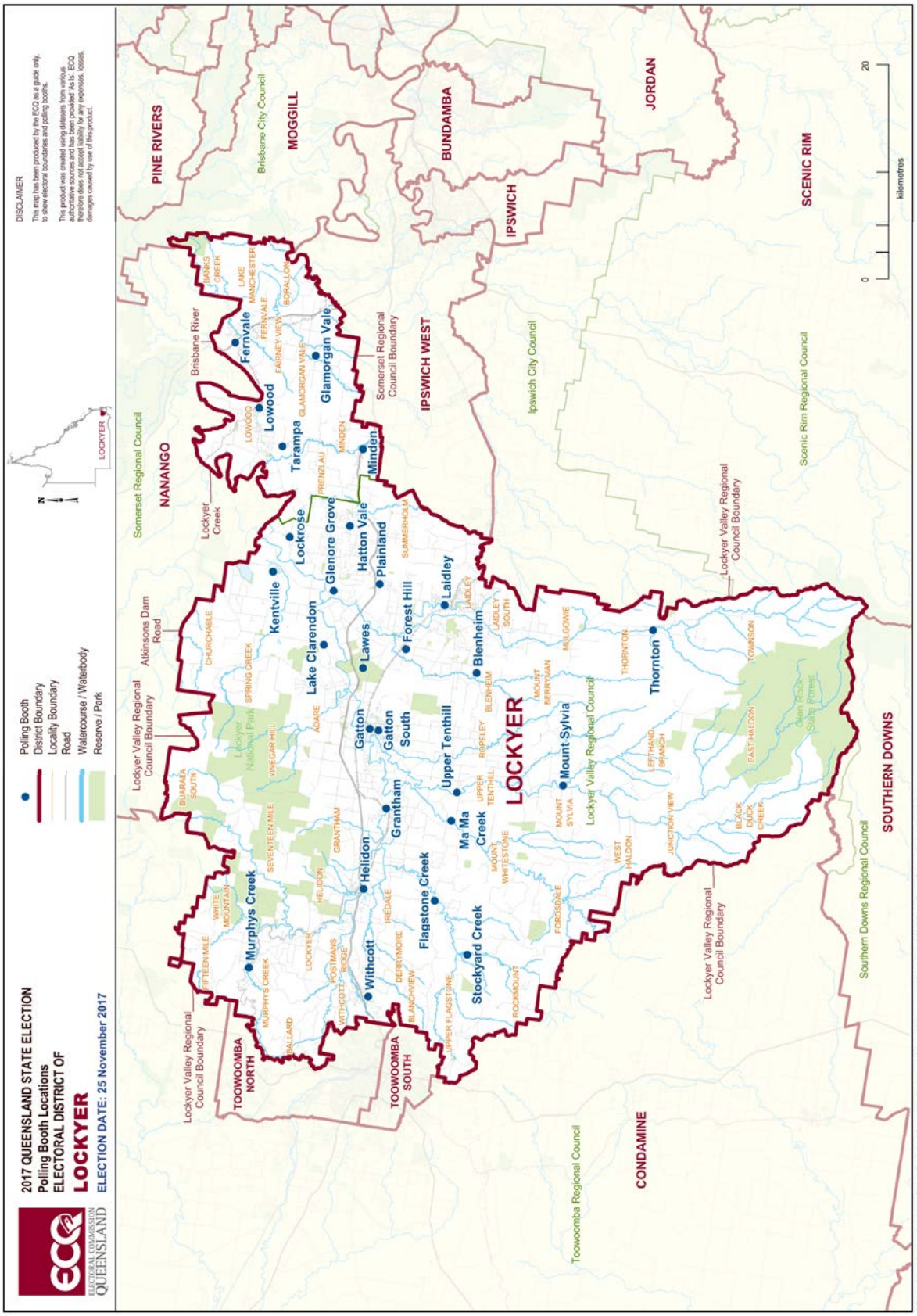
ECQ
ELECTORAL COMMISSION QUEENSLAND
2017 QUEENSLAND STATE ELECTION
Polling Booth Locations
ELECTORAL DISTRICT OF
LOCKYER
ELECTION DATE: 25 November 2017
Polling Booth
District Boundary
Locality Boundary
Road
Watercourse / Waterbody
Reserve / Park
LOCKYER
DISCLAIMER
This map has been produced by the ECQ as a guide only, to show electoral boundaries and polling booths.
This product was created using datasets from various authoritative sources and has been provided 'As Is'. ECQ therefore cannot guarantee its accuracy, or be responsible for any expenses, losses, damages caused by use of this product.
PINE RIVERS
MOGGILL
BUNDAMBA
JORDAN
IPSWICH
SCENIC RIM
NANANGO
IPSWICH WEST
SOUTHERN DOWNS
CONDAMINE
TOOWOOMBA NORTH
TOOWOOMBA SOUTH
LOCKYER
Brisbane City Council
Somerset Regional Council
Ipswich City Council
Scenic Rim Regional Council
Lockyer Valley Regional Council
Southern Downs Regional Council
Toowoomba Regional Council
Lockyer Valley Regional Council Boundary
Somerset Regional Council Boundary
Brisbane River
Lockyer Creek
Alkinsons Dam Road
Lockyer National Park
Fernvale
Lowood
Glamorgan Vale
Tarampa
Minden
Lockrose
Glenore Grove
Hatton Vale
Plainland
Kentville
Lake Clarendon
Laidley
Forest Hill
Lawes
Blenheim
Gatton
Gatton South
Upper Tenthill
Mount Sylvia
Thornton
Grantham
Ma Ma Creek
Helidon
Flagstone Creek
Murphys Creek
Withcott
Stockyard Creek
0
20
kilometres
© Electoral Commission of Queensland 2017. © The State of Queensland (Department of Natural Resources and Mines) 2017. © 2017 Pitney Bowes Software Pty Ltd. All rights Reserved.

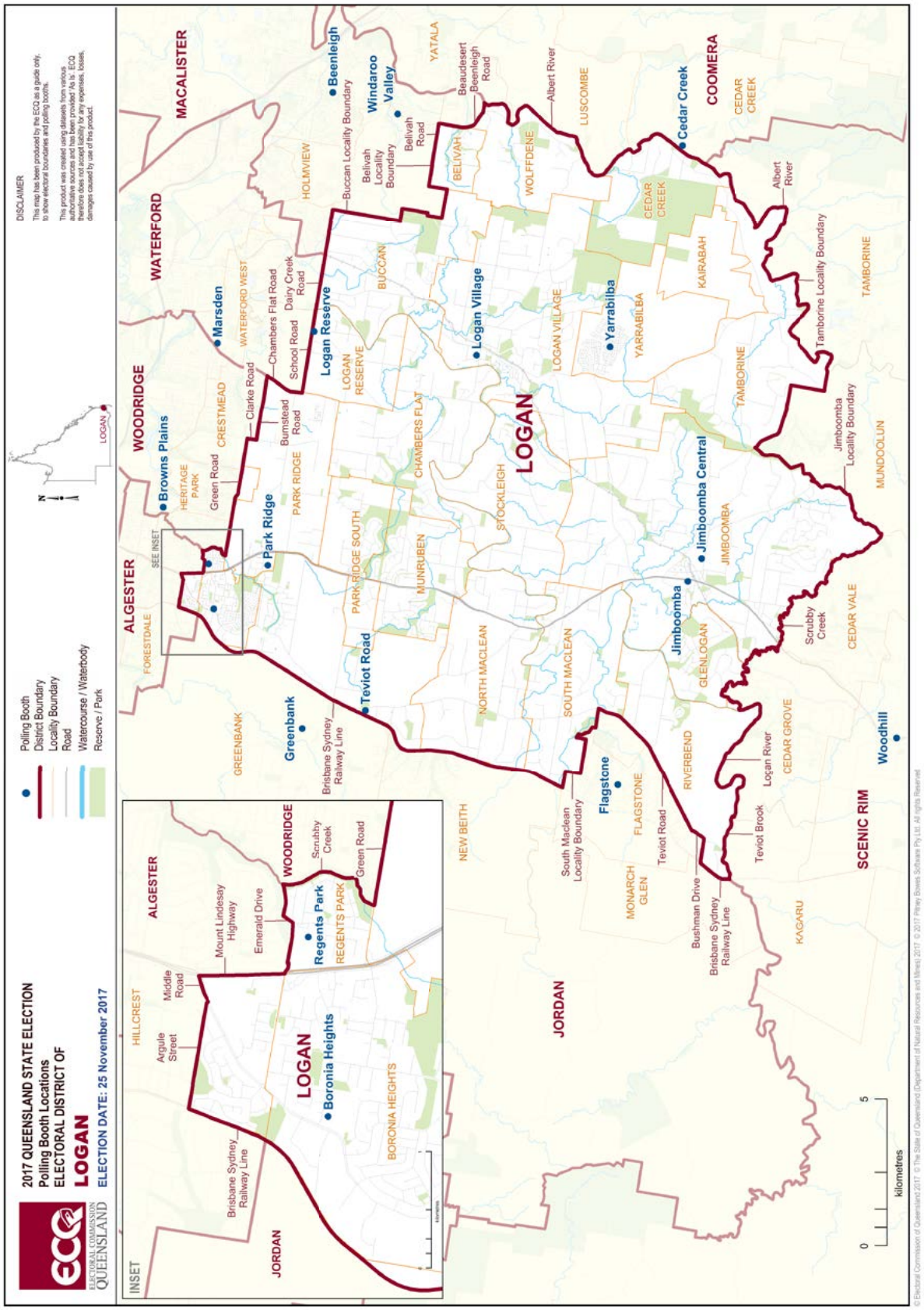
2017 QUEENSLAND STATE ELECTION
Polling Booth Locations
ELECTORAL DISTRICT OF
LOGAN
ELECTION DATE: 25 November 2017
ELECTORAL COMMISSION QUEENSLAND
Polling Booth
District Boundary
Locality Boundary
Road
Watercourse / Waterbody
Reserve / Park
DISCLAIMER
This map has been produced by the ECQ as a guide only, to show electoral boundaries and polling booths.
This product was created using datasets from various authoritative sources and has been provided 'As Is'. ECQ therefore does not accept liability for any expenses, losses, damages caused by use of this product.
INSET
ALGESTER
WOODRIDGE
WATERFORD
MACALISTER
COOMERA
SCENIC RIM
JORDAN
LOGAN
Beenleigh
Windaroo Valley
Cedar Creek
Marsden
Logan Reserve
Logan Village
Yarrabilba
Browns Plains
Park Ridge
Jimboomba Central
Jimboomba
Teviot Road
Greenbank
Flagstone
Woodhill
Boronia Heights
Regents Park
Buccan Locality Boundary
Belivah Locality Boundary
Belivah Road
Beaudesert Beenleigh Road
Albert River
Tamborine Locality Boundary
Jimboomba Locality Boundary
Scrubby Creek
Logan River
Teviot Brook
Bushman Drive
Brisbane Sydney Railway Line
South Maclean Locality Boundary
Clarke Road
Chambers Flat Road
Dairy Creek Road
School Road
Bumstead Road
Green Road
Argule Street
Middle Road
Mount Lindesay Highway
Emerald Drive
Scrubby Creek
Green Road
HOLMVIEW
YATALA
BELIVAH
WOLFFDENE
LUSCOMBE
CEDAR CREEK
KAIRABAH
YARRABILBA
LOGAN VILLAGE
TAMBORINE
MUNDOOLUN
BUCCAN
LOGAN RESERVE
CHAMBERS FLAT
STOCKLEIGH
JIMBOOMBA
GLENLOGAN
CEDAR VALE
CEDAR GROVE
RIVERBEND
FLAGSTONE
MONARCH GLEN
KAGARU
NORTH MACLEAN
SOUTH MACLEAN
MUNRUBEN
PARK RIDGE SOUTH
PARK RIDGE
CRESTMEAD
WATERFORD WEST
HERITAGE PARK
FORESTDALE
GREENBANK
NEW BEITH
HILLCREST
REGENTS PARK
BORONIA HEIGHTS
SEE INSET
kilometres
0
5

ECQ
ELECTORAL COMMISSION QUEENSLAND
2017 QUEENSLAND STATE ELECTION
Polling Booth Locations
ELECTORAL DISTRICT OF
LYTTON
ELECTION DATE: 25 November 2017
Polling Booth
District Boundary
Locality Boundary
Road
Watercourse / Waterbody
Reserve / Park
N
LYTTON
DISCLAIMER
This map has been produced by the ECQ as a guide only, to show electoral boundaries and polling booths.
This product was created using datasets from various authoritative sources and has been provided 'As Is'. ECQ therefore does not accept liability for any expenses, losses, damages caused by use of this product.
REDCLIFFE
MORETON BAY
PINKENBA
CLAYFIELD
PORT OF BRISBANE
Moreton Bay
Brisbane River
LYTTON
LYTTON
WYNNUM
Wynnum
Wynnum Central
WYNNUM WEST
Wynnum South
MURARRIE
Hemmant
Bulimba Creek
HEMMANT
Wynnum West
MANLY
Preston Road
Lindum
Manly
BULIMBA
MANLY WEST
Waterloo Bay
LOTA
Wondall Heights
TINGALPA
Lota
Bayside
Manly West
Tingalpa
Lota Locality Boundary
OODGEROO
Wynnum Road
Manly Road
Whites Road
Lota Creek
Tingalpa South
WAKERLEY
RANSOME
THORNESIDE
Gumdale
BELMONT
GUMDALE
CAPALABA
CHATSWORTH
0
5
kilometres
© Electoral Commission of Queensland 2017 © The State of Queensland (Department of Natural Resources and Mines) 2017 © 2017 Pitney Bowes Software Pty Ltd. All rights Reserved

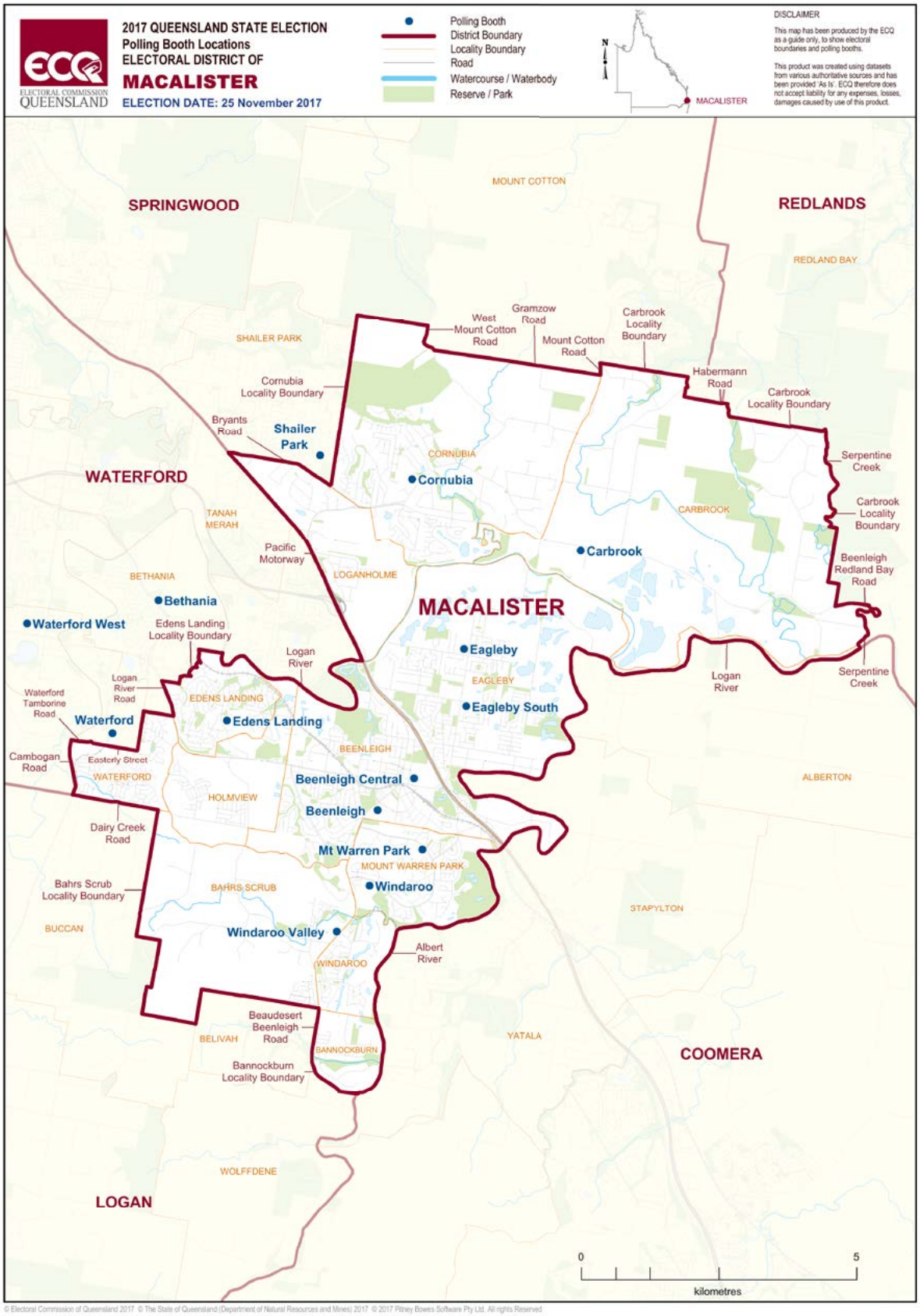

© Electoral Commission of Queensland 2017 © The State of Queensland (Department of Natural Resources and Mines) 2017 © 2017 Pitney Bowes Software Pty Ltd. All rights Reserved

© Electoral Commission of Queensland 2017 © The State of Queensland (Department of Natural Resources and Mines) 2017 © 2017 Pitney Bowes Software Pty Ltd. All rights Reserved

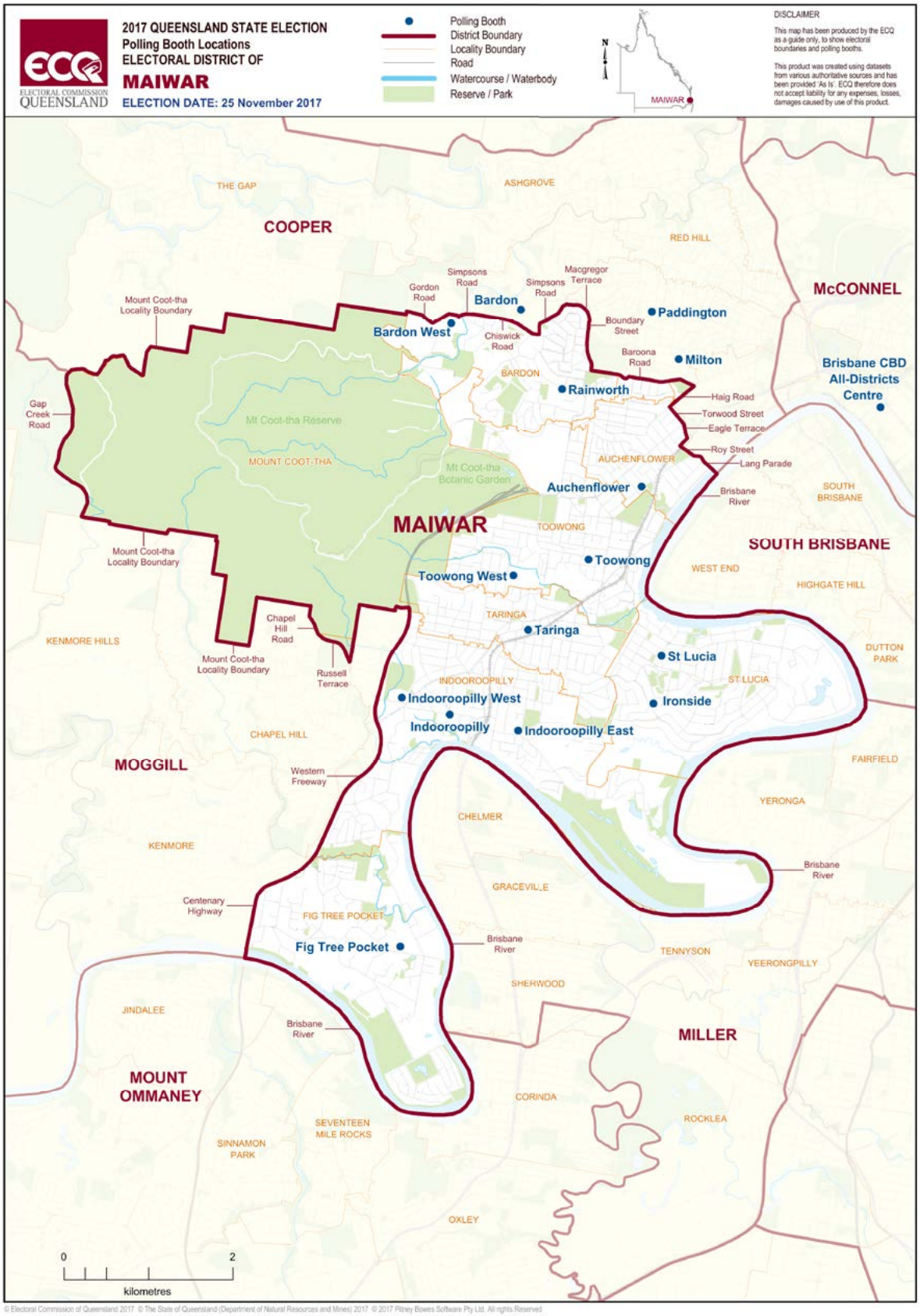
ECQ
ELECTORAL COMMISSION QUEENSLAND
2017 QUEENSLAND STATE ELECTION
Polling Booth Locations
ELECTORAL DISTRICT OF
MAIWAR
ELECTION DATE: 25 November 2017
Polling Booth
District Boundary
Locality Boundary
Road
Watercourse / Waterbody
Reserve / Park
N
MAIWAR
DISCLAIMER
This map has been produced by the ECQ as a guide only, to show electoral boundaries and polling booths.
This product was created using datasets from various authoritative sources and has been provided 'As Is'. ECQ therefore does not accept liability for any expenses, losses, damages caused by use of this product.
THE GAP
ASHGROVE
COOPER
RED HILL
McCONNEL
Simpsons Road
Macgregor Terrace
Gordon Road
Simpsons Road
Bardon
Paddington
Mount Coot-tha Locality Boundary
Bardon West
Chiswick Road
Boundary Street
Baroona Road
Milton
BARDON
Rainworth
Brisbane CBD All-Districts Centre
Gap Creek Road
Haig Road
Torwood Street
Eagle Terrace
Mt Coot-tha Reserve
Roy Street
Lang Parade
MOUNT COOT-THA
AUCHENFLOWER
Mt Coot-tha Botanic Garden
Auchenflower
Brisbane River
SOUTH BRISBANE
MAIWAR
TOOWONG
SOUTH BRISBANE
Mount Coot-tha Locality Boundary
Toowong
WEST END
Toowong West
HIGHGATE HILL
TARINGA
Chapel Hill Road
Taringa
KENMORE HILLS
DUTTON PARK
St Lucia
Mount Coot-tha Locality Boundary
Russell Terrace
INDOOROOPILLY
ST LUCIA
Indooroopilly West
Ironside
Indooroopilly
Indooroopilly East
CHAPEL HILL
FAIRFIELD
MOGGILL
Western Freeway
YERONGA
CHELMER
KENMORE
Brisbane River
GRACEVILLE
Centenary Highway
FIG TREE POCKET
Brisbane River
Fig Tree Pocket
TENNYSON
YEERONGPILLY
SHERWOOD
JINDALEE
Brisbane River
MILLER
MOUNT OMMANEY
CORINDA
ROCKLEA
SEVENTEEN MILE ROCKS
SINNAMON PARK
OXLEY
0
2
kilometres
© Electoral Commission of Queensland 2017 © The State of Queensland (Department of Natural Resources and Mines) 2017 © 2017 Pitney Bowes Software Pty Ltd. All rights Reserved

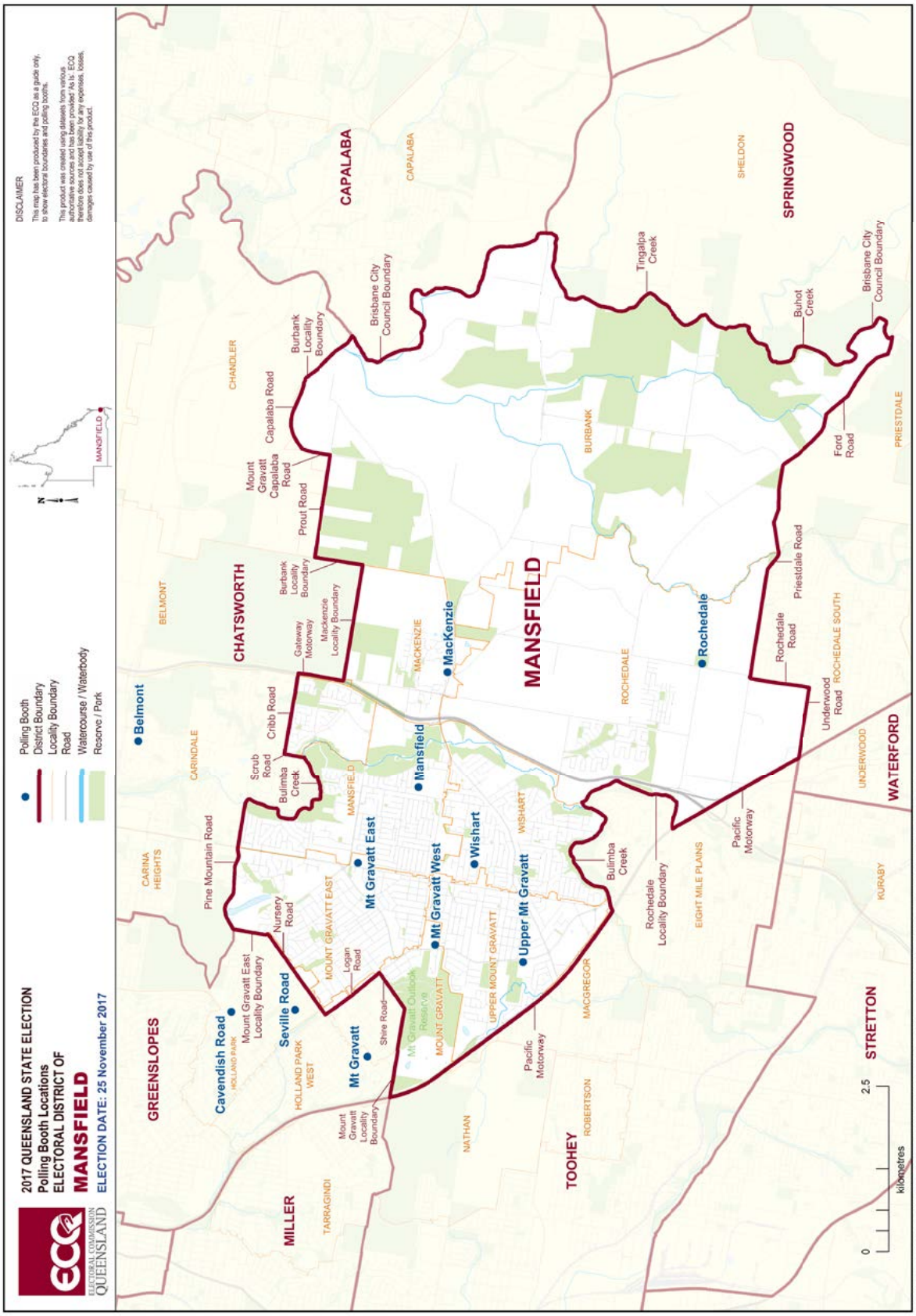
ECQ
ELECTORAL COMMISSION QUEENSLAND
2017 QUEENSLAND STATE ELECTION
Polling Booth Locations
ELECTORAL DISTRICT OF
MANSFIELD
ELECTION DATE: 25 November 2017
Polling Booth
District Boundary
Locality Boundary
Road
Watercourse / Waterbody
Reserve / Park
DISCLAIMER
This map has been produced by the ECQ as a guide only, to show electoral boundaries and polling booths.
This product was created using datasets from various authoritative sources and has been provided 'As is'. ECQ therefore does not guarantee its accuracy, any expenses, losses, damages caused by use of this product.
MANSFIELD
GREENSLOPES
MILLER
CHATSWORTH
CAPALABA
SPRINGWOOD
TOOHEY
STRETTON
WATERFORD
Belmont
Cavendish Road
Seville Road
Mt Gravatt
Mt Gravatt East
Mt Gravatt West
Mansfield
Wishart
Upper Mt Gravatt
MacKenzie
Rochedale
Pine Mountain Road
Nursery Road
Cribb Road
Scrub Road
Bulimba Creek
Logan Road
Shire Road
Mount Gravatt East Locality Boundary
Mount Gravatt Locality Boundary
Burbank Locality Boundary
Gateway Motorway
Mackenzie Locality Boundary
Capalaba Road
Mount Gravatt Capalaba Road
Prout Road
Brisbane City Council Boundary
Tingalpa Creek
Buhot Creek
Ford Road
Priestdale Road
Rochedale Road
Underwood Road
Rochedale Locality Boundary
Pacific Motorway
CARINA HEIGHTS
CARINDALE
BELMONT
CHANDLER
CAPALABA
SHELDON
BURBANK
ROCHEDALE
ROCHEDALE SOUTH
PRIESTDALE
UNDERWOOD
KURABY
EIGHT MILE PLAINS
MACGREGOR
ROBERTSON
NATHAN
TARRAGINDI
HOLLAND PARK
HOLLAND PARK WEST
MOUNT GRAVATT EAST
MOUNT GRAVATT
UPPER MOUNT GRAVATT
WISHART
MACKENZIE
MANSFIELD
Mt Gravatt Outlook Reserve
0
2.5
kilometres
© Electoral Commission of Queensland 2017 © The State of Queensland (Department of Natural Resources and Mines) 2017 © 2017 Pitney Bowes Software Pty Ltd. All rights Reserved.

ECQ
ELECTORAL COMMISSION QUEENSLAND
2017 QUEENSLAND STATE ELECTION
Polling Booth Locations
ELECTORAL DISTRICT OF
MAROOCHYDORE
ELECTION DATE: 25 November 2017
Polling Booth
District Boundary
Locality Boundary
Road
Watercourse / Waterbody
Reserve / Park
N
MAROOCHYDORE
DISCLAIMER
This map has been produced by the ECQ as a guide only, to show electoral boundaries and polling booths.
This product was created using datasets from various authoritative sources and has been provided 'As Is'. ECQ therefore does not accept liability for any expenses, losses, damages caused by use of this product.
Coolum Beach North
Coolum Beach
Point Arkwright Locality Boundary
Yaroomba Locality Boundary
Grandview Drive
Centenary Heights Road
Jenyor Street
POINT ARKWRIGHT
YAROOMBA
Warrack Street
COOLUM BEACH
Mt Coolum
MOUNT COOLUM
MAROOCHY RIVER
Sunshine Motorway
NINDERRY
Mount Coolum National Park
MARCOOLA
CORAL SEA
Pacific Paradise
PACIFIC PARADISE
MUDJIMBA
Mudjimba
BLI BLI
Maroochy River
MAROOCHYDORE
TWIN WATERS
DIDDILLIBAH
Maroochy River
Maroochydore All-Districts Centre
Maroochydore High
Maroochydore
Maroochydore Central
KULUIN
Kuluin
MAROOCHYDORE
Alexandra Headland
ALEXANDRA HEADLAND
BUDERIM
Sunshine Motorway
Mooloolaba
MOOLOOLABA
BUDERIM
Mooloolah River
MINYAMA
MOUNTAIN CREEK
KAWANA
Buddina
0
2.5
kilometres
© Electoral Commission of Queensland 2017 © The State of Queensland (Department of Natural Resources and Mines) 2017 © 2017 Pitney Bowes Software Pty Ltd. All rights Reserved

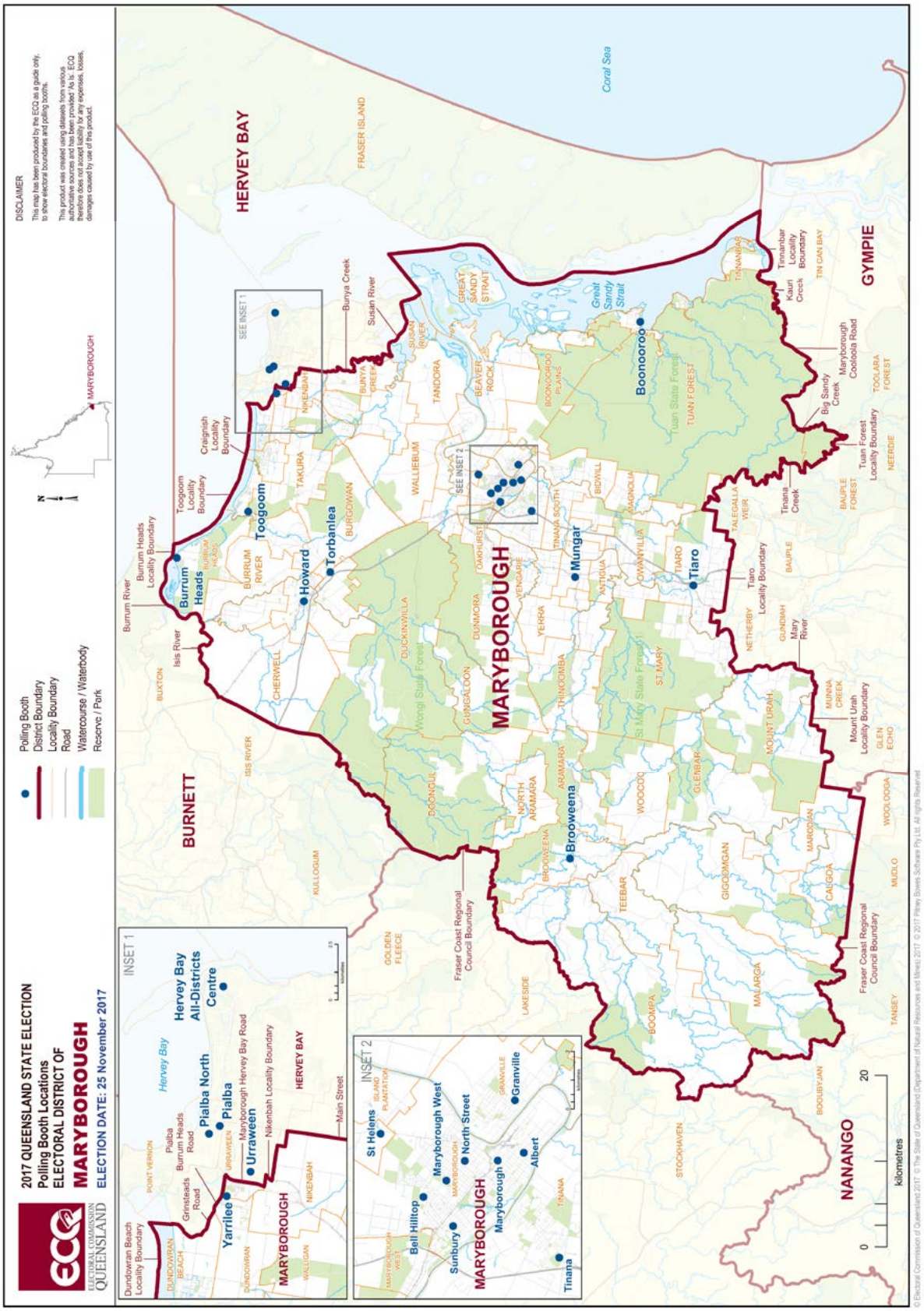

© Electoral Commission of Queensland 2017 © The State of Queensland (Department of Natural Resources and Mines) 2017 © 2017 Pitney Bowes Software Pty Ltd. All rights Reserved

ECQ
ELECTORAL COMMISSION QUEENSLAND
2017 QUEENSLAND STATE ELECTION
Polling Booth Locations
ELECTORAL DISTRICT OF
MCCONNEL
ELECTION DATE: 25 November 2017
Polling Booth
District Boundary
Locality Boundary
Road
Watercourse / Waterbody
Reserve / Park
N
McCONNEL
DISCLAIMER
This map has been produced by the ECQ as a guide only, to show electoral boundaries and polling booths.
This product was created using datasets from various authoritative sources and has been provided 'As Is'. ECQ therefore does not accept liability for any expenses, losses, damages caused by use of this product.
STAFFORD
CLAYFIELD
ALBION
NEWMARKET
WILSTON
Windsor
WINDSOR
HAMILTON
Breakfast Creek
Enoggera Creek
Enoggera Creek
BULIMBA
BULIMBA
Ballymore
Kelvin Grove Road
HERSTON
Herston
NEWSTEAD
KELVIN GROVE
Kelvin Grove
BOWEN HILLS
Brisbane River
RED HILL
Fortitude Valley
FORTITUDE VALLEY
TENERIFFE
COOPER
McCONNEL
St Pauls Terrace
SPRING HILL
New Farm School
HAWTHORNE
Petrie Terrace
Hale Street
PETRIE TERRACE
NEW FARM
New Farm
Boomerang Street
Brisbane CBD All-Districts Centre
Merthyr
Go Between Bridge
MILTON
Brisbane River
Brisbane River
BRISBANE CITY
NORMAN PARK
SOUTH BRISBANE
EAST BRISBANE
KANGAROO POINT
SOUTH BRISBANE
East Brisbane All-Districts Centre
Vulture Street All-Districts Centre
Woolloongabba All-Districts Centre
0
1
kilometres
© Electoral Commission of Queensland 2017 © The State of Queensland (Department of Natural Resources and Mines) 2017 © 2017 Pitney Bowes Software Pty Ltd. All rights Reserved

ECQ
ELECTORAL COMMISSION QUEENSLAND
2017 QUEENSLAND STATE ELECTION
Polling Booth Locations
ELECTORAL DISTRICT OF
MERMAID BEACH
ELECTION DATE: 25 November 2017
Polling Booth
District Boundary
Locality Boundary
Road
Watercourse / Waterbody
Reserve / Park
DISCLAIMER
This map has been produced by the ECQ as a guide only, to show electoral boundaries and polling booths.
This product was created using datasets from various authoritative sources and has been provided 'As is'. ECQ therefore does not accept liability for any expenses, losses, damages caused by use of this product.
MERMAID BEACH
Coral Sea
Margaret Avenue
Broadbeach
Mermaid Beach
MERMAID BEACH
Miami East
MIAMI
Miami Lake
Burleigh North
Sixth Avenue
Christine Avenue
Burleigh Heads
Burleigh All-Districts Centre
BURLEIGH WATERS
Caningeraba
BURLEIGH
Varsity Lakes
Varsity
Varsity Central
Lake Heron
Hooker Boulevard
Merrimac High
MERMAID WATERS
Miami West
MERMAID BEACH
ROBINA
Robina
VARSITY LAKES
Robina Locality Boundary
Robina North
Bermuda Street
SURFERS PARADISE
CLEAR ISLAND WATERS
Markeri Street
Robina Parkway
Merrimac
MERRIMAC
MUDGEERABA
Robina Town
Robina Parkway
Pacific Highway
MUDGEERABA
0
2
kilometres
© Electoral Commission of Queensland 2017. © The State of Queensland (Department of Natural Resources and Mines) 2017. © 2017 Pitney Bowes Software Pty Ltd. All rights Reserved.

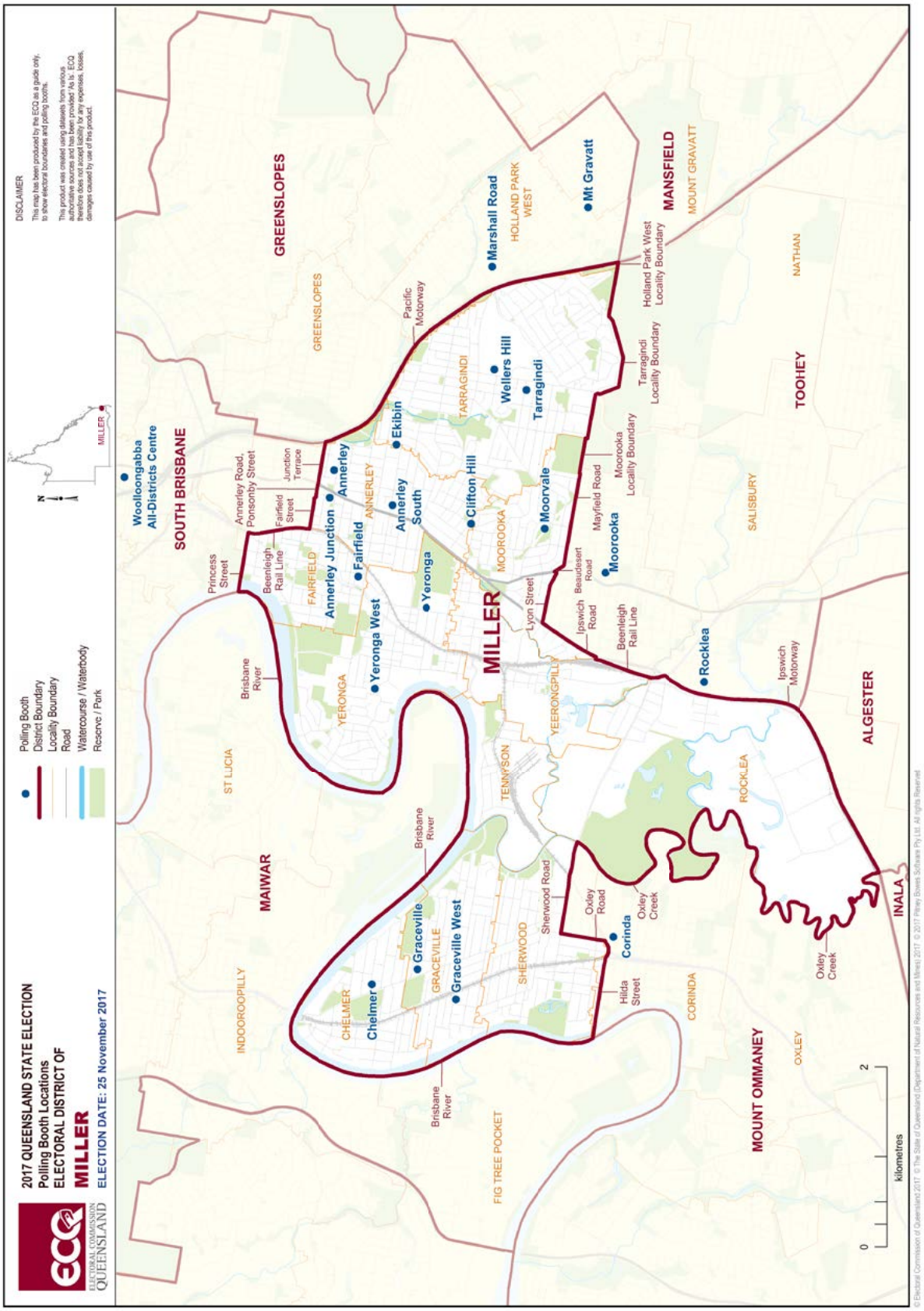
ECQ
ELECTORAL COMMISSION QUEENSLAND
2017 QUEENSLAND STATE ELECTION
Polling Booth Locations
ELECTORAL DISTRICT OF
MILLER
ELECTION DATE: 25 November 2017
Polling Booth
District Boundary
Locality Boundary
Road
Watercourse / Waterbody
Reserve / Park
DISCLAIMER
This map has been produced by the ECQ as a guide only, to show electoral boundaries and polling booths.
This product was created using datasets from various authoritative sources and has been provided 'As is'. ECQ therefore does not accept liability for any expenses, losses, damages caused by use of this product.
MILLER
Woolloongabba All-Districts Centre
SOUTH BRISBANE
GREENSLOPES
Annerley Road, Ponsonby Street
Junction Terrace
Fairfield Street
Princess Street
Beenleigh Rail Line
FAIRFIELD
Annerley Junction
Annerley
Fairfield
ANNERLEY
Annerley South
Ekibin
Pacific Motorway
Marshall Road
HOLLAND PARK WEST
Mt Gravatt
MANSFIELD
MOUNT GRAVATT
Holland Park West Locality Boundary
Wellers Hill
Tarragindi
TARRAGINDI
Tarragindi Locality Boundary
NATHAN
TOOHEY
Clifton Hill
MOOROOKA
Moorvale
Mayfield Road
Moorooka Locality Boundary
SALISBURY
Yeronga
Yeronga West
YERONGA
Brisbane River
ST LUCIA
MAIWAR
MILLER
Lyon Street
Beaudesert Road
Moorooka
Ipswich Road
Beenleigh Rail Line
Rocklea
Ipswich Motorway
ALGESTER
YEERONGPILLY
TENNYSON
ROCKLEA
INALA
Graceville
Graceville West
GRACEVILLE
Sherwood Road
SHERWOOD
Oxley Road
Corinda
Oxley Creek
Hilda Street
CORINDA
INDOOROOPILLY
CHELMER
Chelmer
FIG TREE POCKET
MOUNT OMMANEY
OXLEY
0
2
kilometres
© Electoral Commission of Queensland 2017 © The State of Queensland (Department of Natural Resources and Mines) 2017 © 2017 Pitney Bowes Software Pty Ltd. All rights Reserved.

Statistical Reports

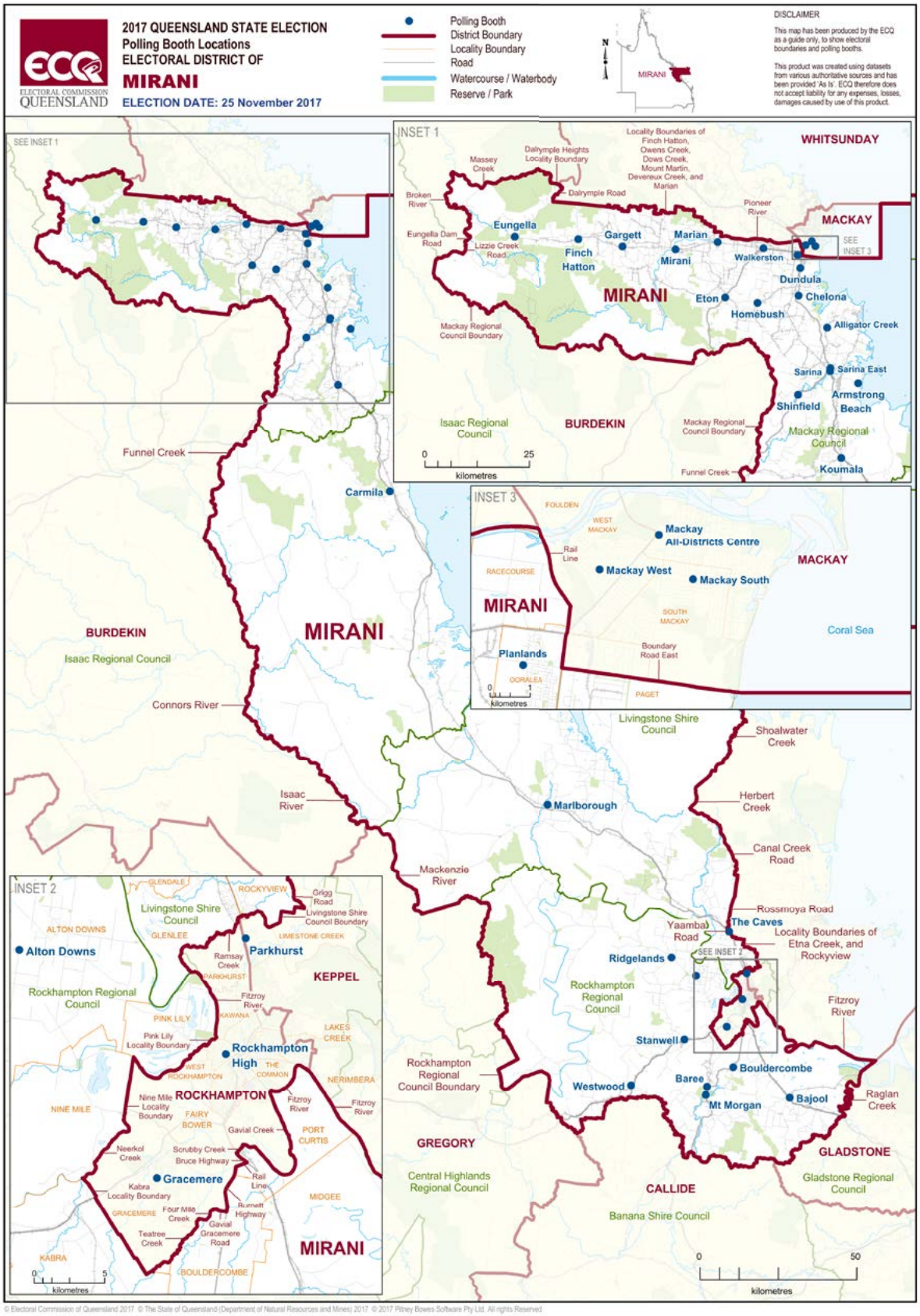

© Electoral Commission of Queensland 2017 © The State of Queensland (Department of Natural Resources and Mines) 2017 © 2017 Pitney Bowes Software Pty Ltd. All rights Reserved

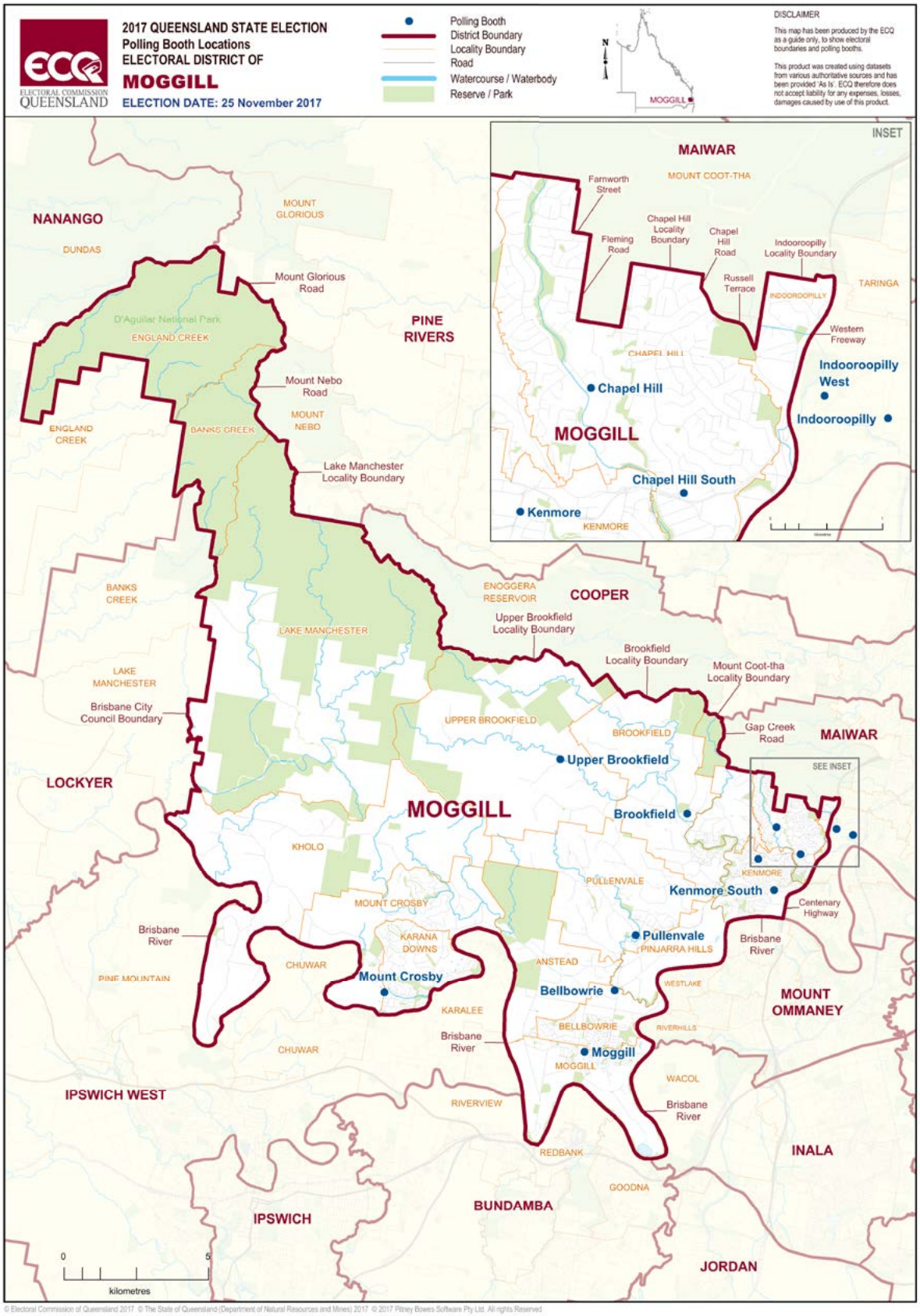

© Electoral Commission of Queensland 2017 © The State of Queensland (Department of Natural Resources and Mines) 2017 © 2017 Pitney Bowes Software Pty Ltd. All rights Reserved

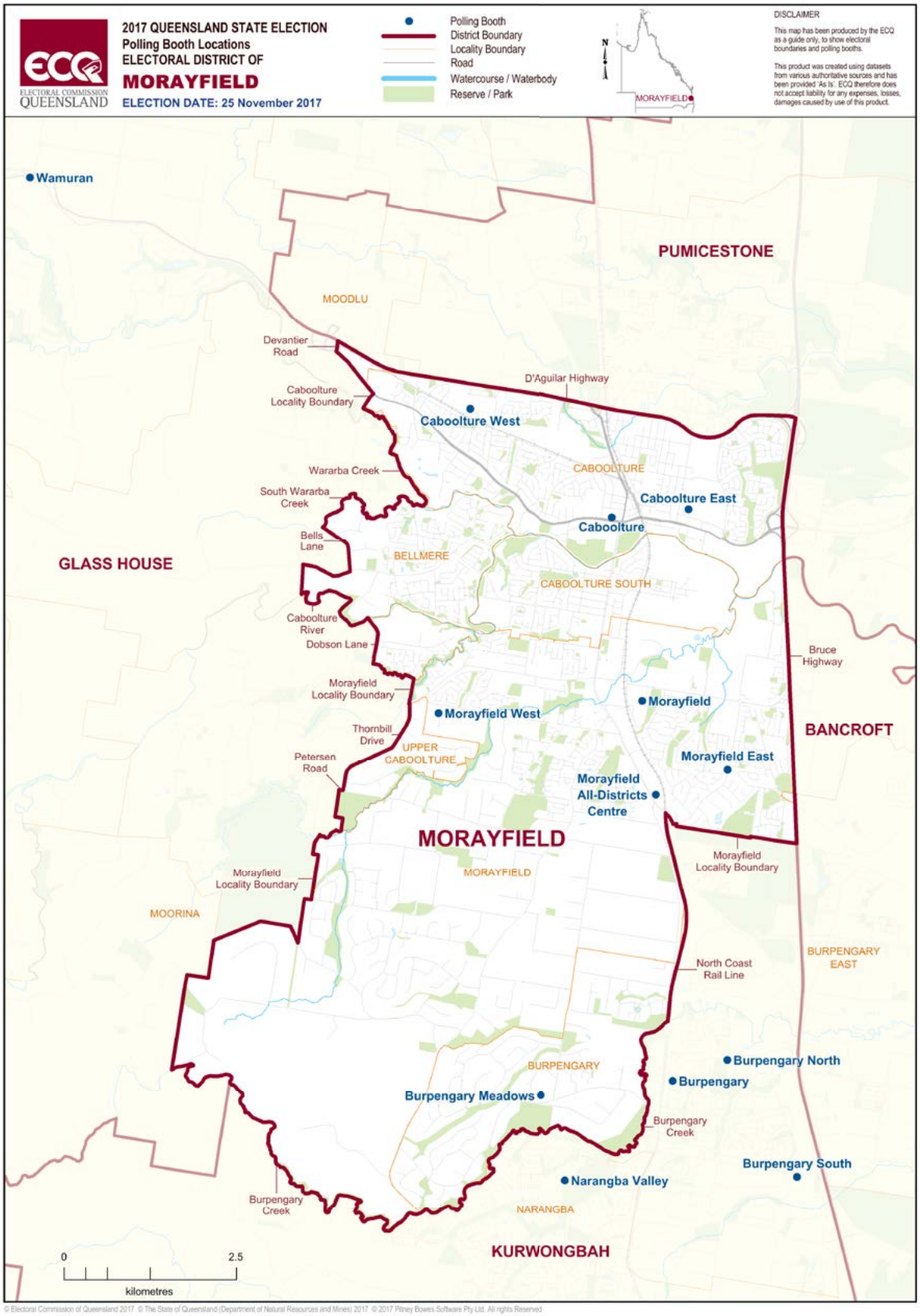
ECQ
ELECTORAL COMMISSION QUEENSLAND
2017 QUEENSLAND STATE ELECTION
Polling Booth Locations
ELECTORAL DISTRICT OF
MORAYFIELD
ELECTION DATE: 25 November 2017
Polling Booth
District Boundary
Locality Boundary
Road
Watercourse / Waterbody
Reserve / Park
N
MORAYFIELD
DISCLAIMER
This map has been produced by the ECQ as a guide only, to show electoral boundaries and polling booths.
This product was created using datasets from various authoritative sources and has been provided 'As Is'. ECQ therefore does not accept liability for any expenses, losses, damages caused by use of this product.
Wamuran
PUMICESTONE
MOODLU
Devantier Road
D'Aguilar Highway
Caboolture Locality Boundary
Caboolture West
Wararba Creek
CABOOLTURE
South Wararba Creek
Caboolture East
Caboolture
Bells Lane
BELLMERE
GLASS HOUSE
CABOOLTURE SOUTH
Caboolture River
Dobson Lane
Bruce Highway
Morayfield Locality Boundary
Morayfield
Morayfield West
Thornbill Drive
BANCROFT
UPPER CABOOLTURE
Petersen Road
Morayfield East
Morayfield All-Districts Centre
MORAYFIELD
Morayfield Locality Boundary
MORAYFIELD
Morayfield Locality Boundary
MOORINA
BURPENGARY EAST
North Coast Rail Line
Burpengary North
BURPENGARY
Burpengary
Burpengary Meadows
Burpengary Creek
Burpengary South
Narangba Valley
Burpengary Creek
NARANGBA
KURWONGBAH
0
2.5
kilometres
© Electoral Commission of Queensland 2017 © The State of Queensland (Department of Natural Resources and Mines) 2017 © 2017 Pitney Bowes Software Pty Ltd. All rights Reserved

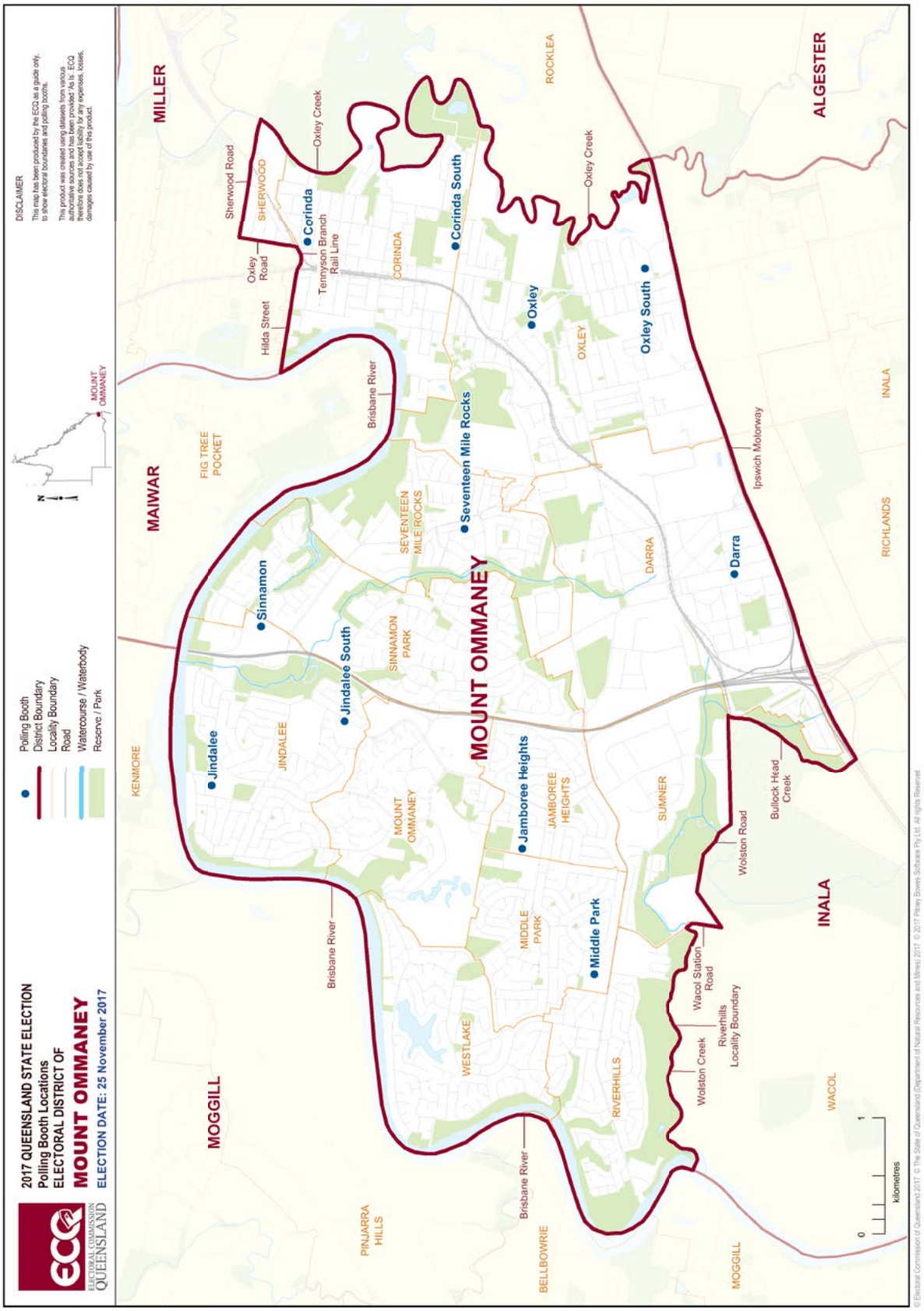

© Electoral Commission of Queensland 2017 © The State of Queensland (Department of Natural Resources and Mines) 2017 © 2017 Pitney Bowes Software Pty Ltd. All rights Reserved

© Electoral Commission of Queensland 2017 © The State of Queensland (Department of Natural Resources and Mines) 2017 © 2017 Pitney Bowes Software Pty Ltd. All rights Reserved

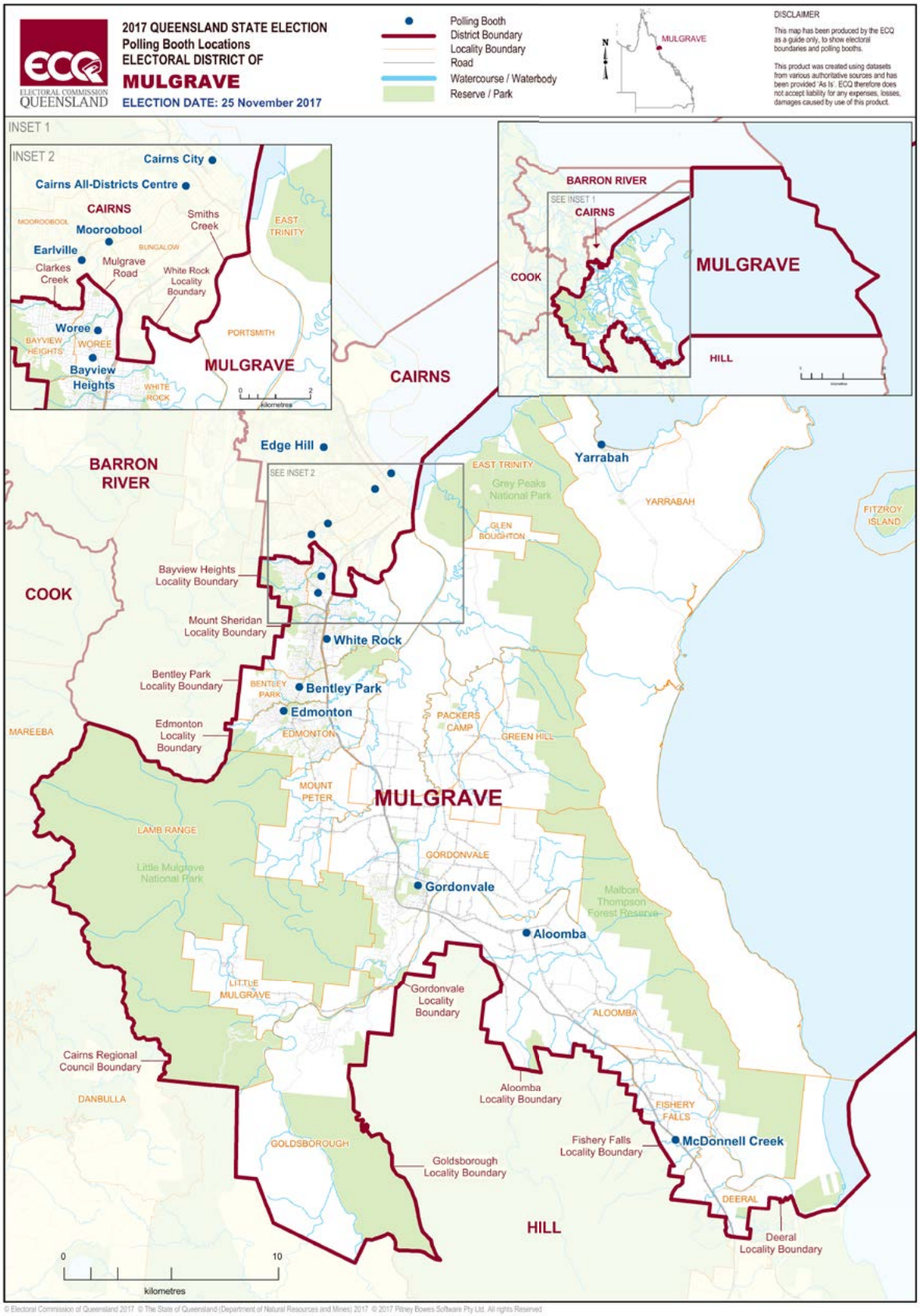
ECQ
ELECTORAL COMMISSION QUEENSLAND
2017 QUEENSLAND STATE ELECTION
Polling Booth Locations
ELECTORAL DISTRICT OF
MULGRAVE
ELECTION DATE: 25 November 2017
Polling Booth
District Boundary
Locality Boundary
Road
Watercourse / Waterbody
Reserve / Park
MULGRAVE
DISCLAIMER
This map has been produced by the ECQ as a guide only, to show electoral boundaries and polling booths.
This product was created using datasets from various authoritative sources and has been provided 'As Is'. ECQ therefore does not accept liability for any expenses, losses, damages caused by use of this product.
INSET 1
INSET 2
Cairns City
Cairns All-Districts Centre
CAIRNS
Smiths Creek
EAST TRINITY
MOOROOBOOL
Mooroobool
BUNGALOW
Earlville
Clarkes Creek
Mulgrave Road
White Rock Locality Boundary
Woree
BAYVIEW HEIGHTS
WOREE
Bayview Heights
WHITE ROCK
PORTSMITH
MULGRAVE
CAIRNS
BARRON RIVER
SEE INSET 1
CAIRNS
COOK
MULGRAVE
HILL
Edge Hill
SEE INSET 2
BARRON RIVER
EAST TRINITY
Grey Peaks National Park
Yarrabah
YARRABAH
FITZROY ISLAND
GLEN BOUGHTON
Bayview Heights Locality Boundary
COOK
Mount Sheridan Locality Boundary
White Rock
Bentley Park Locality Boundary
BENTLEY PARK
Bentley Park
Edmonton
Edmonton Locality Boundary
EDMONTON
PACKERS CAMP
GREEN HILL
MAREEBA
MOUNT PETER
MULGRAVE
LAMB RANGE
Little Mulgrave National Park
GORDONVALE
Gordonvale
Malbon Thompson Forest Reserve
Aloomba
LITTLE MULGRAVE
Gordonvale Locality Boundary
ALOOMBA
Cairns Regional Council Boundary
DANBULLA
Aloomba Locality Boundary
FISHERY FALLS
Fishery Falls Locality Boundary
McDonnell Creek
GOLDSBOROUGH
Goldsborough Locality Boundary
DEERAL
HILL
Deeral Locality Boundary
0
10
kilometres
© Electoral Commission of Queensland 2017 © The State of Queensland (Department of Natural Resources and Mines) 2017 © 2017 Pitney Bowes Software Pty Ltd. All rights Reserved

Statistical Reports

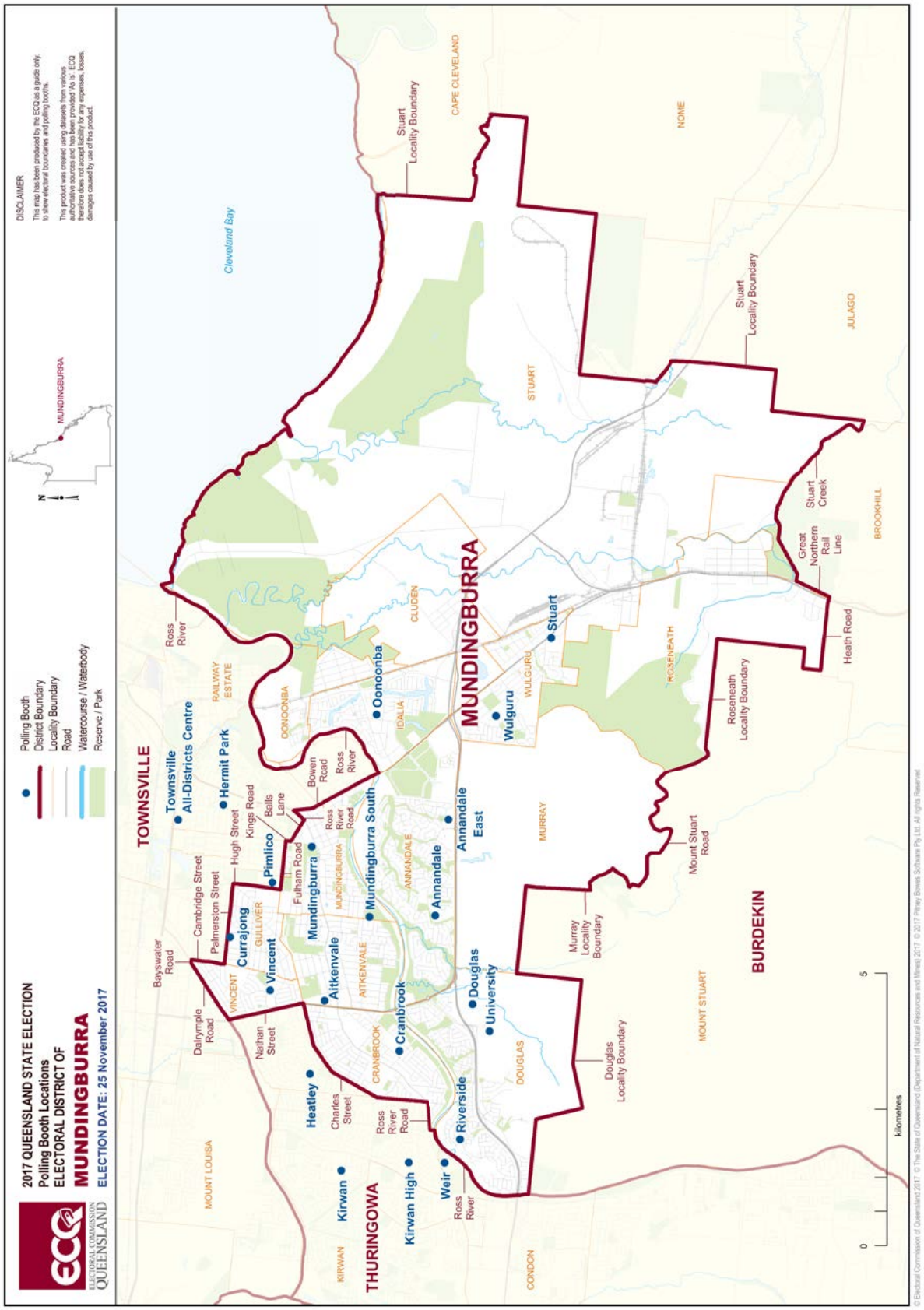

© Electoral Commission of Queensland 2017 © The State of Queensland (Department of Natural Resources and Mines) 2017 © 2017 Pitney Bowes Software Pty Ltd. All rights Reserved

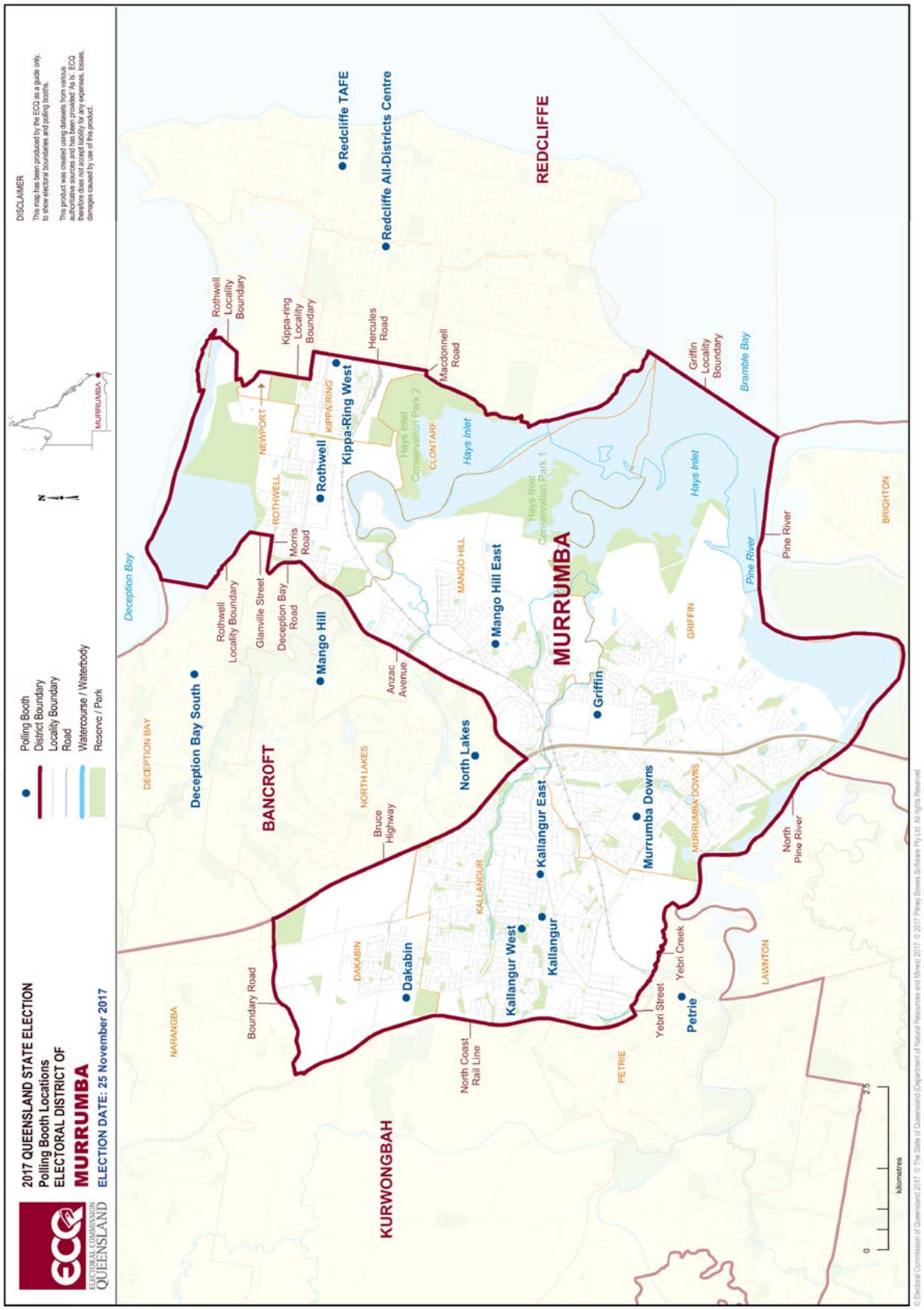
2017 QUEENSLAND STATE ELECTION
Polling Booth Locations
ELECTORAL DISTRICT OF
MURRUMBA
ELECTION DATE: 25 November 2017
ELECTORAL COMMISSION QUEENSLAND
Polling Booth
District Boundary
Locality Boundary
Road
Watercourse / Waterbody
Reserve / Park
DISCLAIMER
This map has been produced by the ECQ as a guide only, to show electoral boundaries and polling booths.
This product was created using datasets from various authoritative sources and has been provided 'As Is'. ECQ therefore does not accept liability for any expenses, losses, damages caused by use of this product.
MURRUMBA
Redcliffe TAFE
Redcliffe All-Districts Centre
REDCLIFFE
Rothwell Locality Boundary
Kippa-ring Locality Boundary
Hercules Road
Macdonnell Road
Griffin Locality Boundary
Bramble Bay
Kippa-Ring West
Rothwell
NEWPORT
KIPPA-RING
ROTHWELL
Hays Inlet Conservation Park 2
CLONTARF
Hays Inlet
Hays Inlet Conservation Park 1
Morris Road
Deception Bay
Rothwell Locality Boundary
Glanville Street
Deception Bay Road
Mango Hill
MANGO HILL
Mango Hill East
MURRUMBA
GRIFFIN
Pine River
BRIGHTON
Anzac Avenue
Deception Bay South
DECEPTION BAY
BANCROFT
NORTH LAKES
North Lakes
Griffin
Bruce Highway
Kallangur East
Murrumba Downs
MURRUMBA DOWNS
North Pine River
KALLANGUR
Kallangur West
Kallangur
Dakabin
DAKABIN
Boundary Road
NARANGBA
North Coast Rail Line
Yebri Street
Yebri Creek
Petrie
PETRIE
LAWNTON
KURWONGBAH
0
2.5
kilometres
© Electoral Commission of Queensland 2017 © The State of Queensland (Department of Natural Resources and Mines) 2017 © 2017 Pitney Bowes Software Pty Ltd. All rights Reserved

ECQ
ELECTORAL COMMISSION QUEENSLAND
2017 QUEENSLAND STATE ELECTION
Polling Booth Locations
ELECTORAL DISTRICT OF
NANANGO
ELECTION DATE: 25 November 2017
Polling Booth
District Boundary
Locality Boundary
Road
Watercourse / Waterbody
Reserve / Park
N
NANANGO
DISCLAIMER
This map has been produced by the ECQ as a guide only, to show electoral boundaries and polling booths.
This product was created using datasets from various authoritative sources and has been provided 'As Is'. ECQ therefore does not accept liability for any expenses, losses, damages caused by use of this product.
CALLIDE
North Burnett Regional Council
MARYBOROUGH
Fraser Coast Regional Council
GYMPIE
GLASS HOUSE
PINE RIVERS
MOGGILL
LOCKYER
CONDAMINE
WARREGO
NANANGO
Gympie Regional Council Boundary
South Burnett Regional Council Boundary
Wooloogа Locality Boundary
Oakview Locality Boundary
Black Snake Locality Boundary
Wrattens Forest Locality Boundary
Manumbar Locality Boundary
Gympie Regional Council
South Burnett Regional Council
Sunshine Coast Regional Council
Somerset Regional Council Boundary
Western Downs Regional Council
Toowoomba Regional Council Boundary
Toowoomba Regional Council
Moreton Bay Regional Council
Somerset Regional Council
Locality Boundaries of: Malling, Maclagan, Narko, and Highgrove
Coalbank Locality Boundary
Locality Boundaries of: Emu Creek, Jones Gully, Mountain Camp, Anduramba, The Bluff, and Cressbrook Creek
Brisbane City Council
Lockyer Creek
Brisbane River
Lockyer Valley Regional Council
Tansey
Kilkivan
Cloyna
Proston
Mondure
Goomeri
Wheatlands
Murgon
Cherbourg
Wondai
Tingoora
Durong
Wooroolin
Kingaroy East
Kingaroy
Taabinga
Booie
Inverlaw
Coolabunia
Nanango
Kumbia
Brooklands
Yarraman
Maidenwell
Blackbutt
Moore
Mount Kilcoy
Kilcoy
Cooyar
Toogoolawah
Quinalow
Crows Nest
Esk
Mount Tarampa
Coominya
Fernvale
0
50
kilometres
© Electoral Commission of Queensland 2017 © The State of Queensland (Department of Natural Resources and Mines) 2017 © 2017 Pitney Bowes Software Pty Ltd. All rights Reserved

ECQ
ELECTORAL COMMISSION QUEENSLAND
2017 QUEENSLAND STATE ELECTION
Polling Booth Locations
ELECTORAL DISTRICT OF
NICKLIN
ELECTION DATE: 25 November 2017
Polling Booth
District Boundary
Locality Boundary
Road
Watercourse / Waterbody
Reserve / Park
N
NICKLIN
DISCLAIMER
This map has been produced by the ECQ as a guide only, to show electoral boundaries and polling booths.
This product was created using datasets from various authoritative sources and has been provided 'As Is'. ECQ therefore does not accept liability for any expenses, losses, damages caused by use of this product.
TRAVESTON
Cooran
COLES CREEK
Cooran Locality Boundary
POMONA
NOOSA
COORAN
Pomona
Old Bruce Highway
Six Mile Creek (Left Branch)
Elm Street
Racehorse Lane
Federal
Federal Locality Boundary
GYMPIE
TUCHEKOI
FEDERAL
Lake Macdonald Drive
Noosa All-Districts Centre
Drive-Thru voting
(from Mon 20 to Fri 24 November 2017, and on Polling Day)
Cooroy Locality Boundary
Miva Street
Noosa Shire Council Boundary
Gympie Regional Council
BLACK MOUNTAIN
Cooroy
North Coast Rail Line
COOROY
CARTERS RIDGE
Noosa Shire Council
EUMUNDI
BOLLIER
RIDGEWOOD
Bruce Highway
EERWAH VALE
Eumundi
West Cooroy State Forest
Mary River
BELLI PARK
NORTH ARM
MOY POCKET
Sunshine Coast Regional Council Boundary
NICKLIN
NINDERRY
Mary River
COOLOOLABIN
BRIDGES
NINDERRY
Kenilworth Brooloo Road
Sunshine Coast Regional Council
Yandina
YANDINA
GHEERULLA
KIAMBA
Mapleton National Park
KULANGOOR
PARKLANDS
Kenilworth
KUREELPA
IMAGE FLAT
COOCABINE
BLI BLI
Kureelpa
Nambour West
NAMBOUR
KENILWORTH
Mapleton
Nambour
Mary River
KIDAMAN CREEK
OBI OBI
BURNSIDE
Burnside
ROSEMOUNT
MAPLETON
Kenilworth Locality Boundary
DULONG
TOWEN MOUNTAIN
Diddillibah
Dulong Locality Boundary
WOOMBYE
KIELS MOUNTAIN
Kidaman Creek Road
Obi Obi Creek
Obi Obi Road
Mapleton Locality Boundary
CAMBROON
FLAXTON
WEST WOOMBYE
HUNCHY
Hunchy Road
Woombye
FOREST GLEN
Flaxton Drive
CURRAMORE
PALMWOODS
Forest Glen
Hunchy Locality Boundary
Razorback Road
Palmwoods
Palmwoods Montville Road
CHEVALLUM
Bruce Highway
BUDERIM
MONTVILLE
LANDERS SHOOT
Palmwoods Locality Boundary
SIPPY DOWNS
GLASS HOUSE
Eudlo
TANAWHA
ILKLEY
EUDLO
Ilkley Locality Boundary
PALMVIEW
Old Gympie Road
Sippy Creek Road
Upper Tolson Road
Tanawha Locality Boundary
MOOLOOLAH VALLEY
GLENVIEW
CALOUNDRA
0
10
kilometres
© Electoral Commission of Queensland 2017 © The State of Queensland (Department of Natural Resources and Mines) 2017 © 2017 Pitney Bowes Software Pty Ltd. All rights Reserved

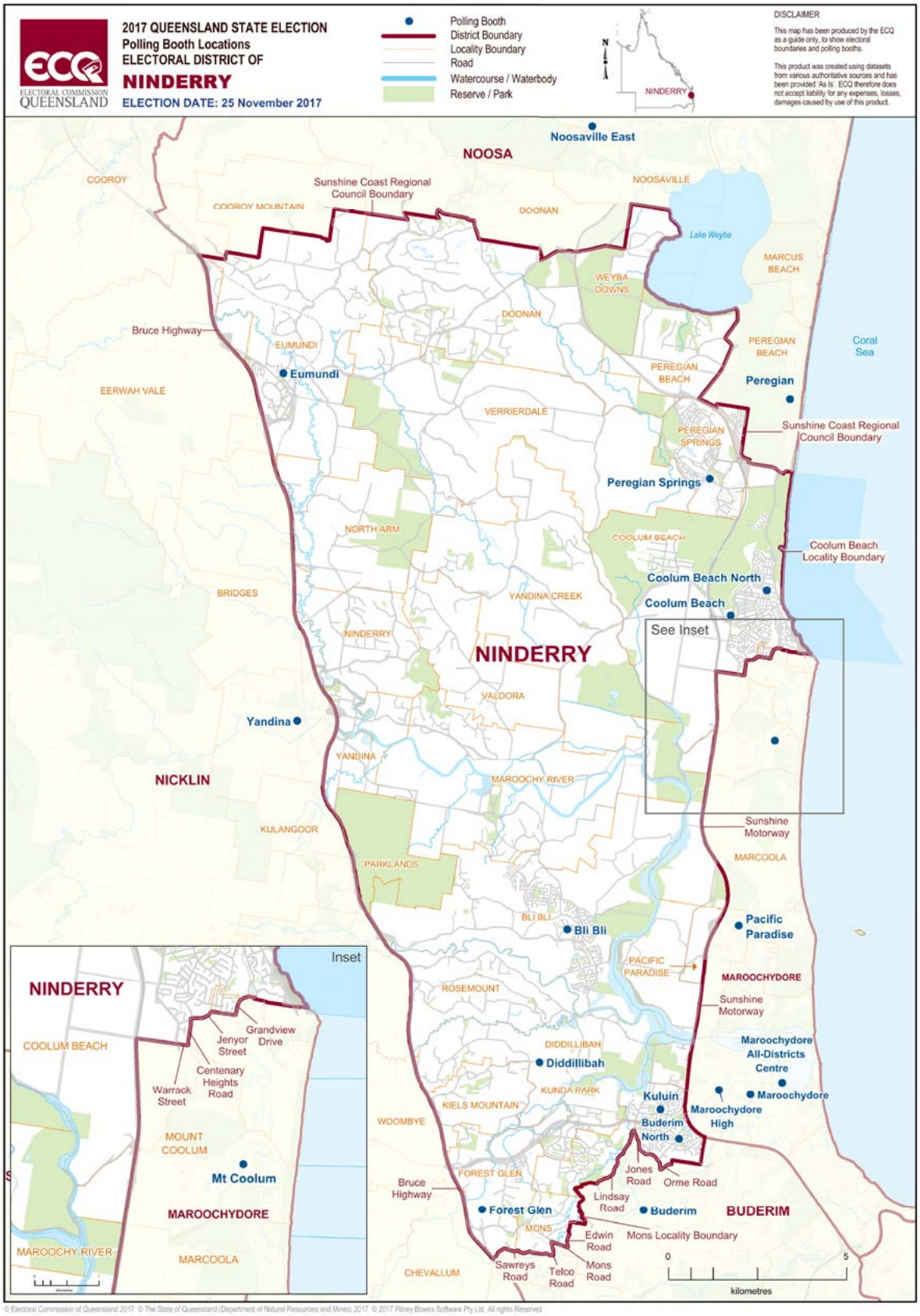

© Electoral Commission of Queensland 2017 © The State of Queensland (Department of Natural Resources and Mines) 2017 © 2017 Pitney Bowes Software Pty Ltd. All rights Reserved

ECQ
ELECTORAL COMMISSION QUEENSLAND
2017 QUEENSLAND STATE ELECTION
Polling Booth Locations
ELECTORAL DISTRICT OF
NOOSA
ELECTION DATE: 25 November 2017
Polling Booth
District Boundary
Locality Boundary
Road
Watercourse / Waterbody
Reserve / Park
N
NOOSA
DISCLAIMER
This map has been produced by the ECQ as a guide only, to show electoral boundaries and polling booths.
This product was created using datasets from various authoritative sources and has been provided 'As Is'. ECQ therefore does not accept liability for any expenses, losses, damages caused by use of this product.
OVERVIEW
Rainbow Beach
GYMPIE
NOOSA
NICKLIN
NINDERRY
GYMPIE
COOLOOLA
TOOLARA FOREST
Noosa Shire Council Boundary
Cooloola Way
COONDOO
Great Sandy National Park
NEUSA VALE
Kin Kin Road
CEDAR POCKET
COMO
Kin Kin Locality Boundary
MOTHAR MOUNTAIN
KIN KIN
Kin Kin
Lake Cootharaba
COOTHARABA
Woondum National Park
Boreen Point
NOOSA
NOOSA NORTH SHORE
CORAL SEA
TRAVESTON
Cooran
RINGTAIL CREEK
Lake Cooroibah
POMONA
COORAN
Pomona
COOROIBAH
Noosa All-Districts Centre Drive-Thru voting
(from Mon 20 to Fri 24 November 2017, and on Polling Day)
Laguna Bay
Racehorse Lane
LAKE MACDONALD
TINBEERWAH
NOOSA HEADS
Pomona Locality Boundary
Old Bruce Highway
Elm Street
Six Mile Creek
Lake Macdonald Drive
TEWANTIN
Noosa Junction
FEDERAL
Tinbeerwah
Noosaville
SUNSHINE BEACH
NOOSAVILLE
Noosaville East
Lake Macdonald Locality Boundary
SUNRISE BEACH
Miva Street
BLACK MOUNTAIN
Cooroy
North Coast Rail Line
COOROY MOUNTAIN
DOONAN
Lake Weyba
CASTAWAYS BEACH
Bruce Highway
MARCUS BEACH
COOROY
Noosa Shire Council Boundary
EUMUNDI
PEREGIAN BEACH
NICKLIN
EERWAH VALE
Peregian
NINDERRY
PEREGIAN SPRINGS
0
10
kilometres
Emu Mountain Road
© Electoral Commission of Queensland 2017 © The State of Queensland (Department of Natural Resources and Mines) 2017 © 2017 Pitney Bowes Software Pty Ltd. All rights Reserved

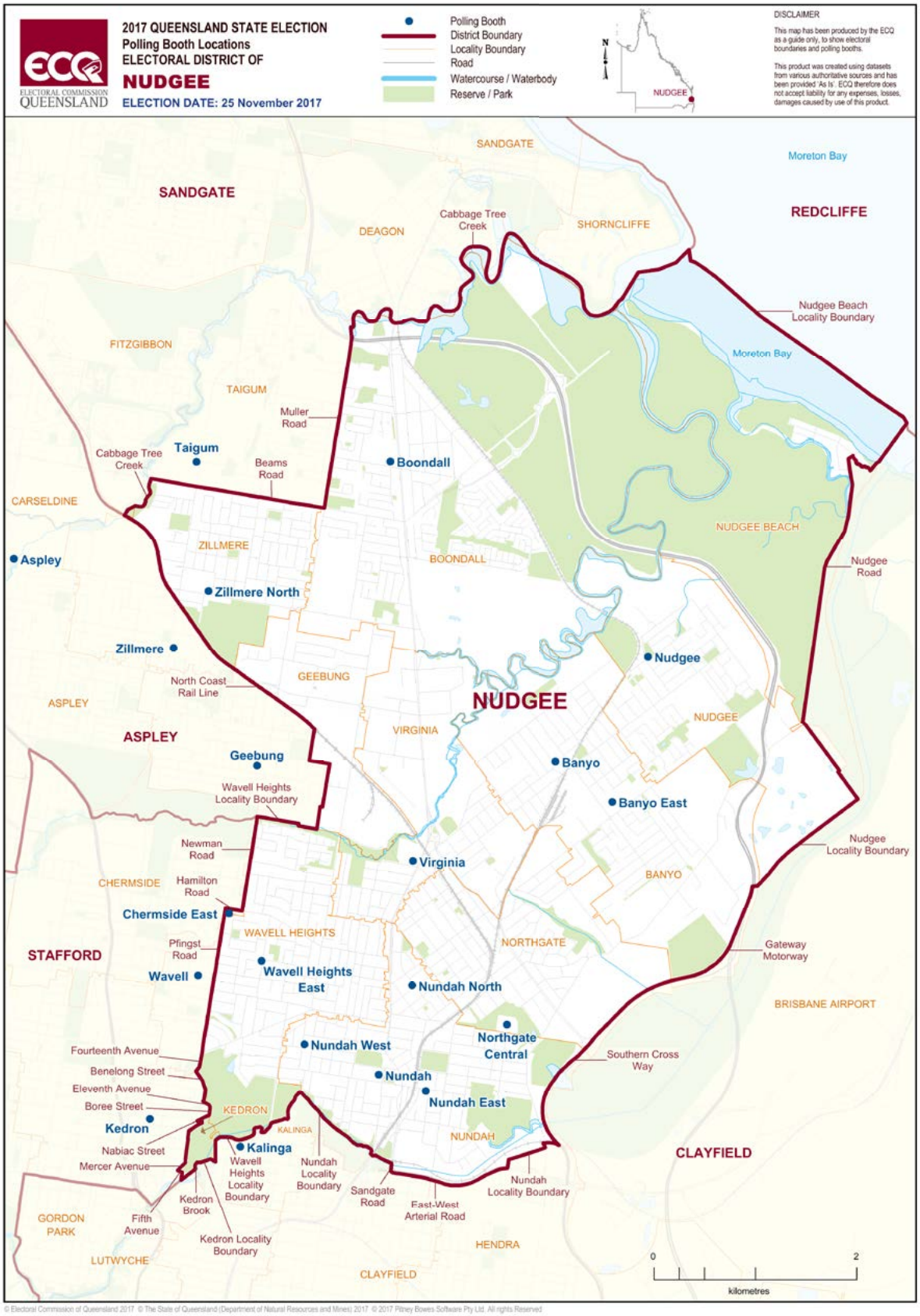

© Electoral Commission of Queensland 2017 © The State of Queensland (Department of Natural Resources and Mines) 2017 © 2017 Pitney Bowes Software Pty Ltd. All rights Reserved

© Electoral Commission of Queensland 2017 © The State of Queensland (Department of Natural Resources and Mines) 2017 © 2017 Pitney Bowes Software Pty Ltd. All rights Reserved

Statistical Reports

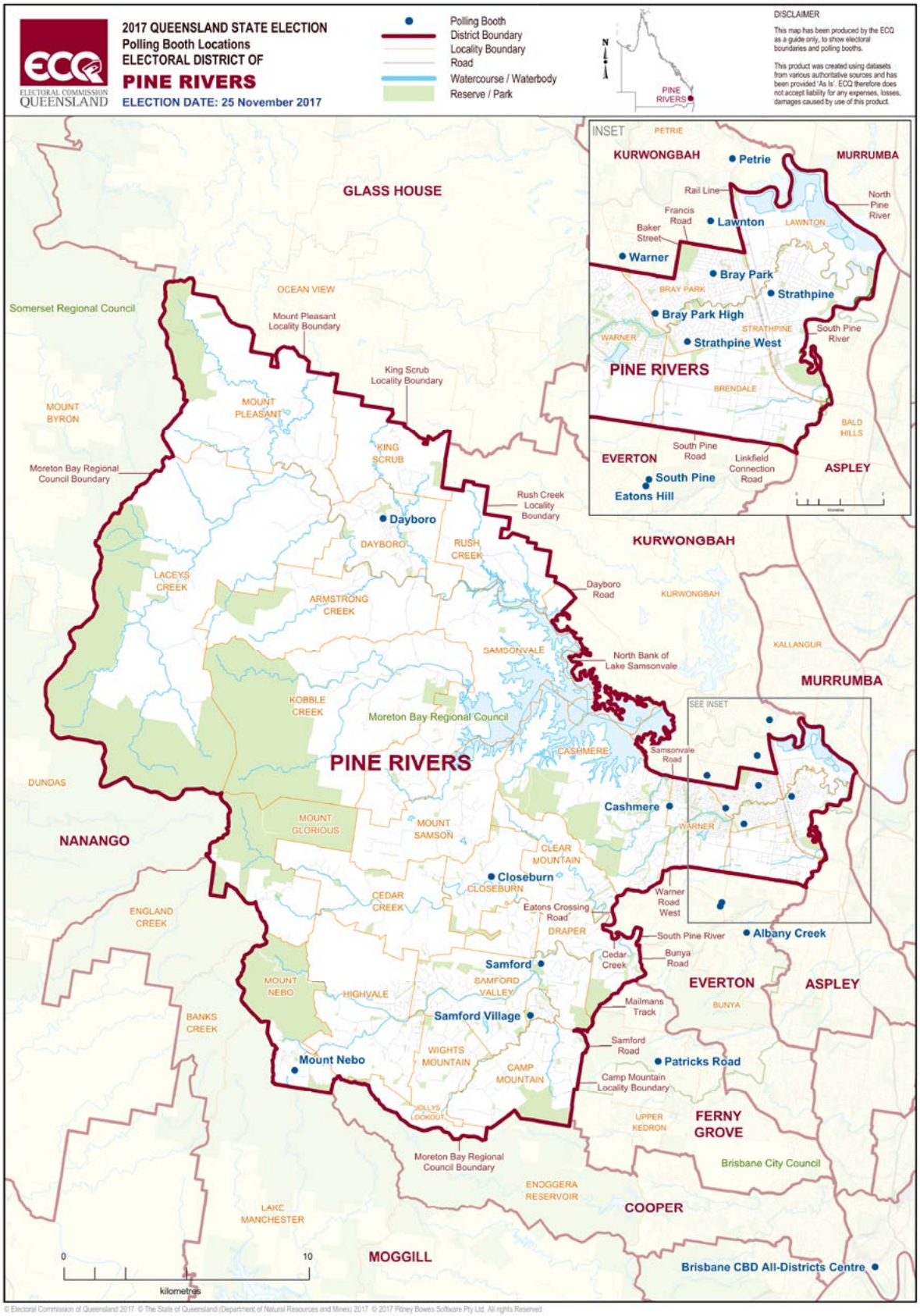

© Electoral Commission of Queensland 2017 © The State of Queensland (Department of Natural Resources and Mines) 2017 © 2017 Pitney Bowes Software Pty Ltd. All rights Reserved

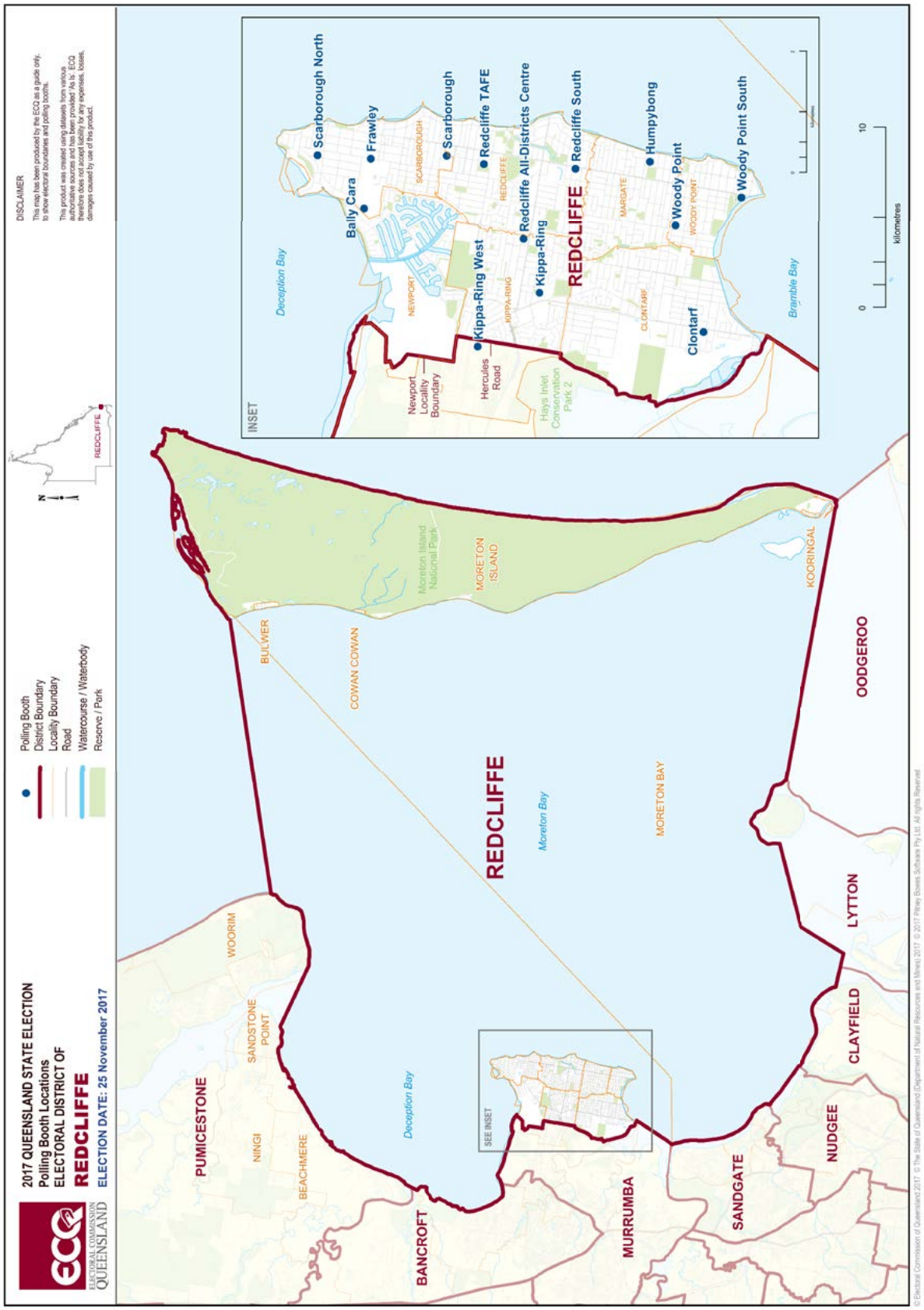
ECQ
ELECTORAL COMMISSION QUEENSLAND
2017 QUEENSLAND STATE ELECTION
Polling Booth Locations
ELECTORAL DISTRICT OF
REDCLIFFE
ELECTION DATE: 25 November 2017
Polling Booth
District Boundary
Locality Boundary
Road
Watercourse / Waterbody
Reserve / Park
REDCLIFFE
DISCLAIMER
This map has been produced by the ECQ as a guide only, to show electoral boundaries and polling booths.
This product was created using datasets from various authoritative sources and has been provided 'As is'. ECQ therefore does not accept liability for any expenses, losses, damages caused by use of this product.
INSET
Scarborough North
Frawley
Bally Cara
Scarborough
Redcliffe TAFE
Redcliffe All-Districts Centre
Redcliffe South
Humpybong
Woody Point
Woody Point South
Kippa-Ring West
Kippa-Ring
REDCLIFFE
Clontarf
Newport Locality Boundary
Hercules Road
Hays Inlet Conservation Park 2
Deception Bay
Bramble Bay
NEWPORT
SCARBOROUGH
REDCLIFFE
KIPPA-RING
MARGATE
WOODY POINT
CLONTARF
kilometres
Moreton Island National Park
MORETON ISLAND
BULWER
COWAN COWAN
KOORINGAL
ODDGEROO
REDCLIFFE
Moreton Bay
MORETON BAY
WOORIM
SANDSTONE POINT
PUMICESTONE
NINGI
BEACHMERE
Deception Bay
SEE INSET
LYTTON
CLAYFIELD
NUDGEE
BANCROFT
MURRUMBA
SANDGATE
© Electoral Commission of Queensland 2017 © The State of Queensland (Department of Natural Resources and Mines) 2017 © 2017 Pitney Bowes Software Pty Ltd. All rights Reserved.

ECQ
ELECTORAL COMMISSION QUEENSLAND
2017 QUEENSLAND STATE ELECTION
Polling Booth Locations
ELECTORAL DISTRICT OF
REDLANDS
ELECTION DATE: 25 November 2017
Polling Booth
District Boundary
Locality Boundary
Road
Watercourse / Waterbody
Reserve / Park
N
REDLANDS
DISCLAIMER
This map has been produced by the ECQ as a guide only, to show electoral boundaries and polling booths.
This product was created using datasets from various authoritative sources and has been provided 'As Is'. ECQ therefore does not accept liability for any expenses, losses, damages caused by use of this product.
CLEVELAND
CAPALABA
Cleveland
OODGEROO
ALEXANDRA HILLS
Cleveland High
Oodgeroo All-Districts Centre
Drive-Thru voting
(from Mon 20 to Fri 24 November 2017, and on Polling Day
Access via 4 Danielle St., Cleveland)
Thornlands Locality Boundary
South Street
Hilliards Creek
CAPALABA
Thornlands
Cleveland Redland Bay Road
Redland Bay Road
THORNLANDS
Duncan Road
Bay View Thornlands
SHELDON
COOCHIEMUDLO ISLAND
VICTORIA POINT
Coochiemudlo Island
Moreton Bay Locality Boundary
Mount Cotton Road
Victoria Point
Victoria Point South
Eprapah Creek
Kingfisher Road
Bunker Road
Double Jump Road
MOUNT COTTON
LAMB ISLAND
MACLEAY ISLAND
Heinemann Road
Redland Bay
Mount Cotton
Lamb Island
SPRINGWOOD
REDLANDS
Macleay Island
KARRAGARRA ISLAND
German Church Road
REDLAND BAY
Russell Island
Redland Bay Locality Boundary
Serpentine Creek
MORETON BAY
RUSSELL ISLAND
CARBROOK
Russel Island Locality Boundary
Redland Bay Locality Boundary
Beenleigh Redland Bay Road
MACALISTER
Serpentine Creek
NORTH STRADBROKE ISLAND
ALBERTON
Logan River
Redland City Council Boundary
WOONGOOLBA
COOMERA
BROADWATER
0
5
kilometres
SOUTHERN MORETON BAY ISLANDS

Statistical Reports

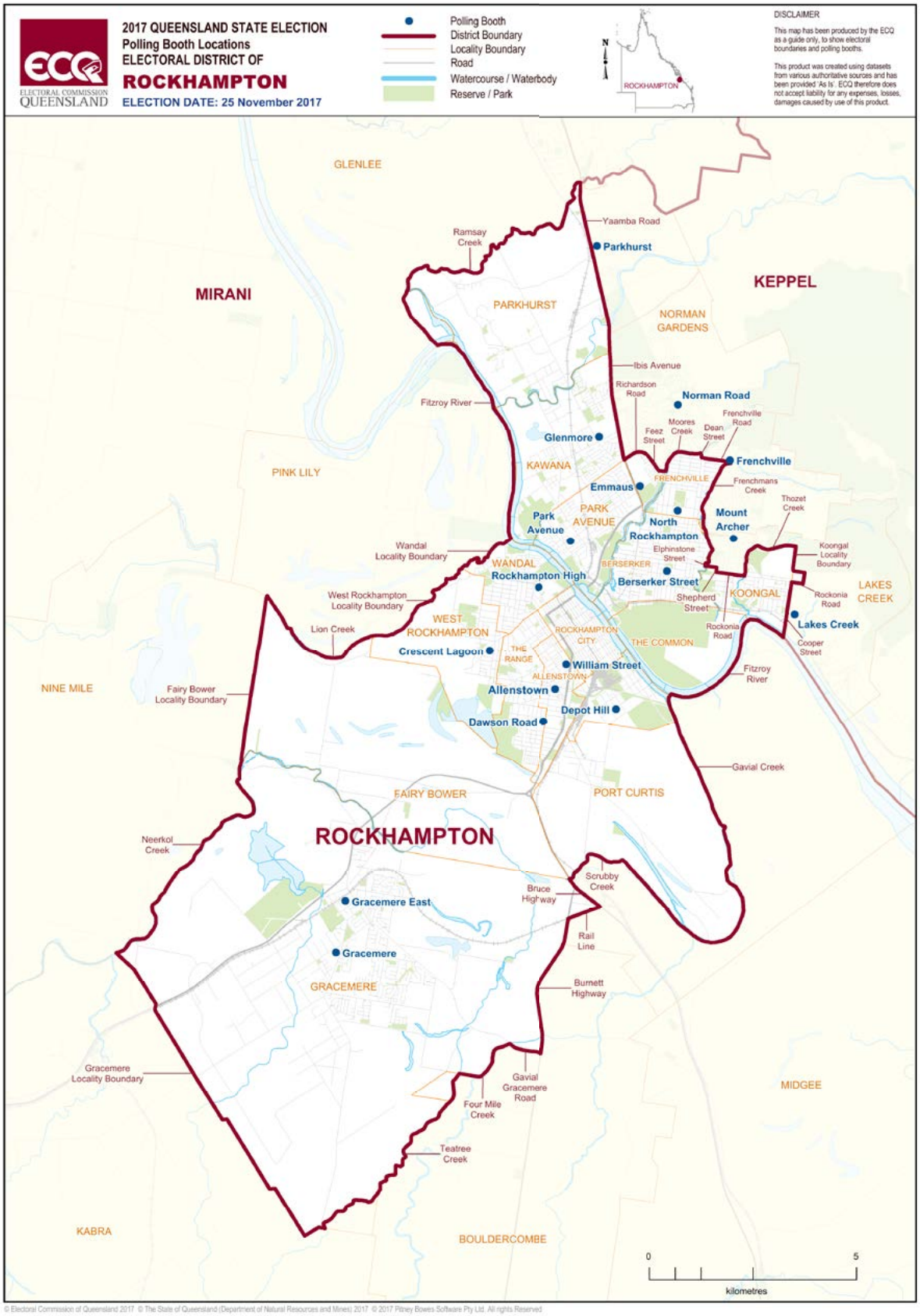

© Electoral Commission of Queensland 2017 © The State of Queensland (Department of Natural Resources and Mines) 2017 © 2017 Pitney Bowes Software Pty Ltd. All rights Reserved

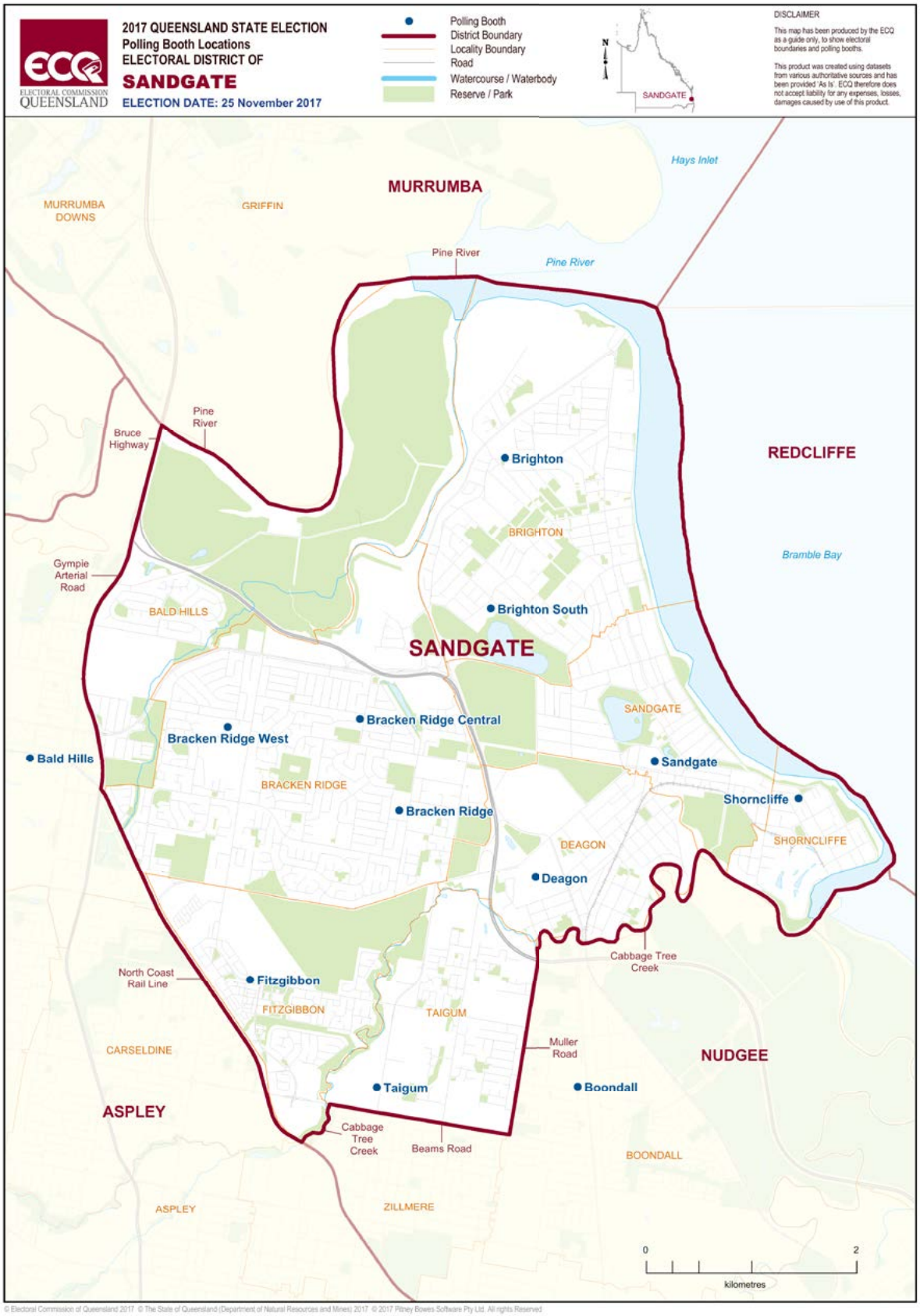

© Electoral Commission of Queensland 2017 © The State of Queensland (Department of Natural Resources and Mines) 2017 © 2017 Pitney Bowes Software Pty Ltd. All rights Reserved

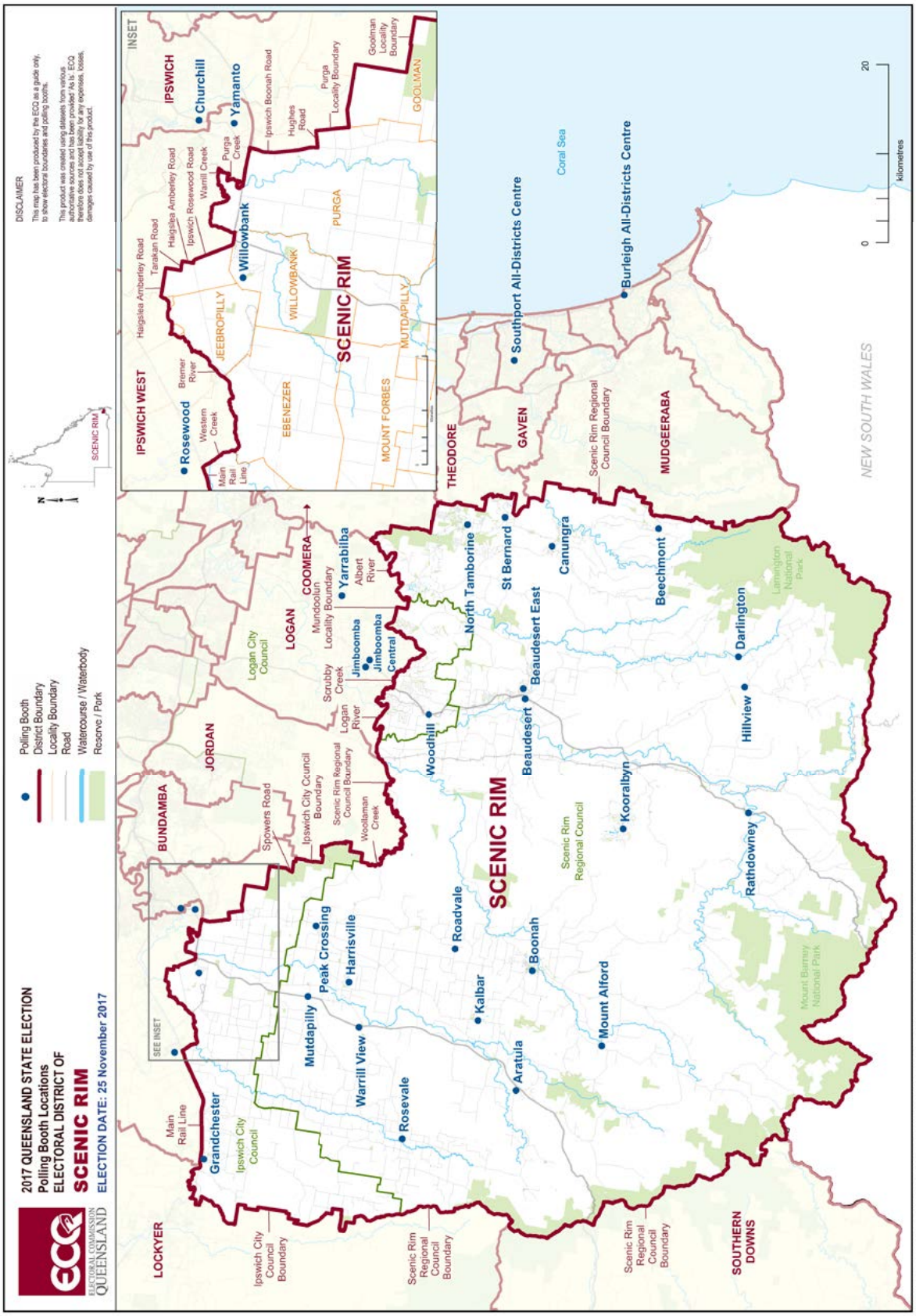
ECQ
ELECTORAL COMMISSION QUEENSLAND
2017 QUEENSLAND STATE ELECTION
Polling Booth Locations
ELECTORAL DISTRICT OF
SCENIC RIM
ELECTION DATE: 25 November 2017
Polling Booth
District Boundary
Locality Boundary
Road
Watercourse / Waterbody
Reserve / Park
SCENIC RIM
DISCLAIMER
This map has been produced by the ECQ as a guide only, to show electoral boundaries and polling booths.
This product was created using datasets from various authoritative sources and has been provided 'As is'. ECQ therefore does not accept liability for any expenses, losses, damages caused by use of this product.
INSET
IPSWICH WEST
IPSWICH
Rosewood
Churchill
Yamanto
Willowbank
Haigslea Amberley Road
Tarakan Road
Haigslea Amberley Road
Ipswich Rosewood Road
Warrill Creek
Purga Creek
Ipswich Boonah Road
Hughes Road
Purga Locality Boundary
Goolman Locality Boundary
Bremer River
Western Creek
Main Rail Line
JEEBROPILLY
EBENEZER
WILLOWBANK
PURGA
SCENIC RIM
MOUNT FORBES
MUTDAPILLY
GOOLMAN
THEODORE
GAVEN
MUDGEERABA
Southport All-Districts Centre
Burleigh All-Districts Centre
Coral Sea
NEW SOUTH WALES
Scenic Rim Regional Council Boundary
kilometres
0
20
LOCKYER
BUNDAMBA
JORDAN
LOGAN
COOMERA
Logan City Council
Ipswich City Council
Ipswich City Council Boundary
Scenic Rim Regional Council Boundary
SOUTHERN DOWNS
SEE INSET
Main Rail Line
Grandchester
Spowers Road
Ipswich City Council Boundary
Scenic Rim Regional Council Boundary
Woollaman Creek
Logan River
Scrubby Creek
Mundoolun Locality Boundary
Albert River
Yarrabilba
Jimboomba
Jimboomba Central
Mutdapilly
Peak Crossing
Harrisville
Warrill View
Rosevale
Woodhill
Roadvale
Kalbar
Aratula
Boonah
Beaudesert
Beaudesert East
North Tamborine
St Bernard
Canungra
Beechmont
Darlington
Hillview
Rathdowney
Kooralbyn
Mount Alford
SCENIC RIM
Scenic Rim Regional Council
Lamington National Park
Mount Barney National Park
© Electoral Commission of Queensland 2017 © The State of Queensland (Department of Natural Resources and Mines) 2017 © 2017 Pitney Bowes Software Pty Ltd. All rights Reserved

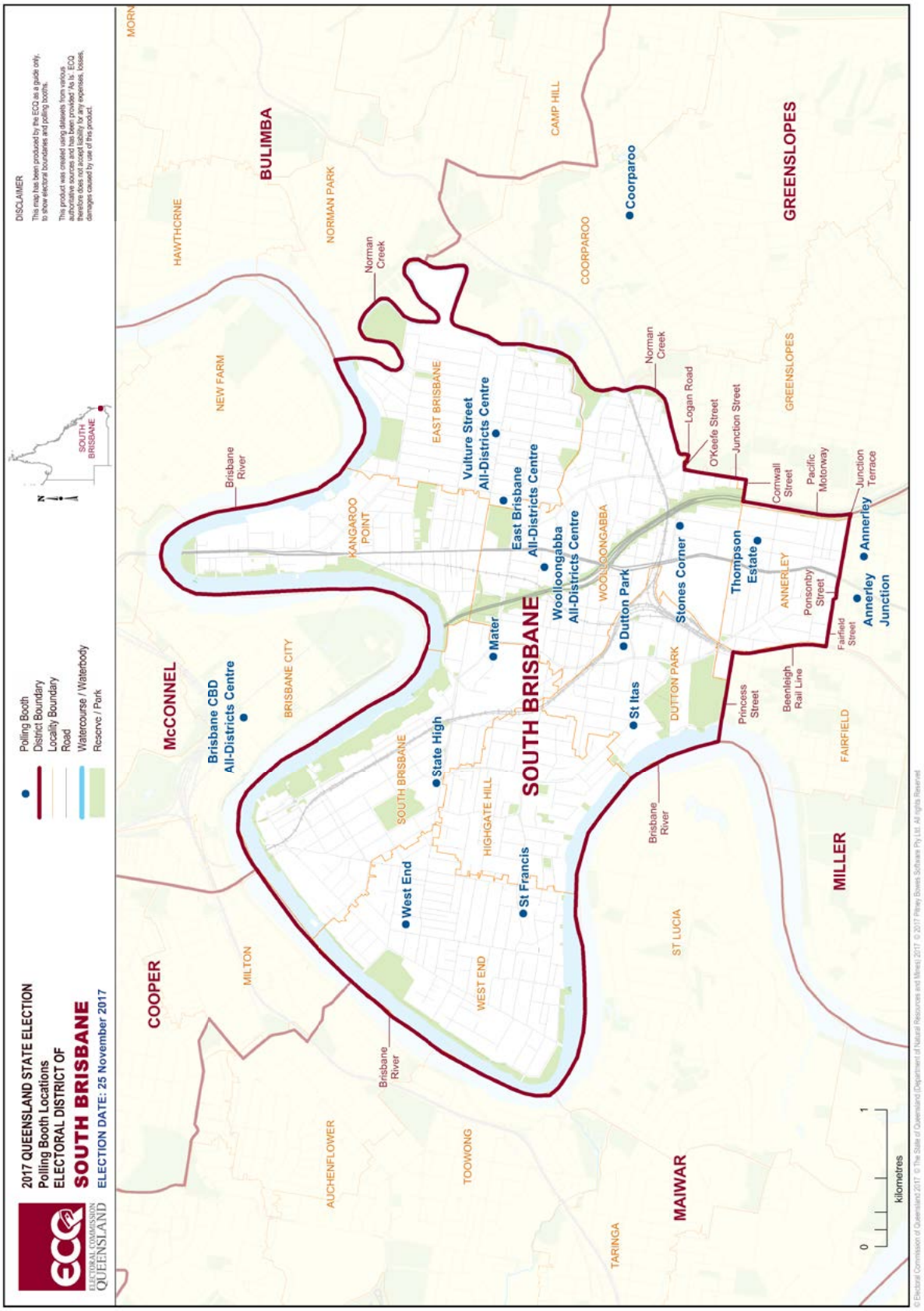
ECQ
ELECTORAL COMMISSION QUEENSLAND
2017 QUEENSLAND STATE ELECTION
Polling Booth Locations
ELECTORAL DISTRICT OF
SOUTH BRISBANE
ELECTION DATE: 25 November 2017
Polling Booth
District Boundary
Locality Boundary
Road
Watercourse / Waterbody
Reserve / Park
SOUTH BRISBANE
DISCLAIMER
This map has been produced by the ECQ as a guide only, to show electoral boundaries and polling booths.
This product was created using datasets from various authoritative sources and has been provided 'As is'. ECQ therefore does not accept liability for any expenses, losses, damages caused by use of this product.
COOPER
McCONNEL
BULIMBA
GREENSLOPES
MILLER
MAIWAR
SOUTH BRISBANE
Brisbane CBD All-Districts Centre
Vulture Street All-Districts Centre
East Brisbane All-Districts Centre
Woolloongabba All-Districts Centre
Coorparoo
Mater
Dutton Park
Stones Corner
Thompson Estate
Annerley
Annerley Junction
State High
West End
St Francis
St Itas
HAWTHORNE
NORMAN PARK
CAMP HILL
COORPAROO
NEW FARM
EAST BRISBANE
KANGAROO POINT
WOOLLOONGABBA
BRISBANE CITY
SOUTH BRISBANE
HIGHGATE HILL
WEST END
DUTTON PARK
ANNERLEY
FAIRFIELD
MILTON
AUCHENFLOWER
TOOWONG
TARINGA
ST LUCIA
Brisbane River
Norman Creek
Logan Road
O'Keefe Street
Junction Street
Cornwall Street
Pacific Motorway
Junction Terrace
Ponsonby Street
Fairfield Street
Beenleigh Rail Line
Princess Street
0
1
kilometres
© Electoral Commission of Queensland 2017 © The State of Queensland (Department of Natural Resources and Mines) 2017 © 2017 Pitney Bowes Software Pty Ltd. All rights Reserved.

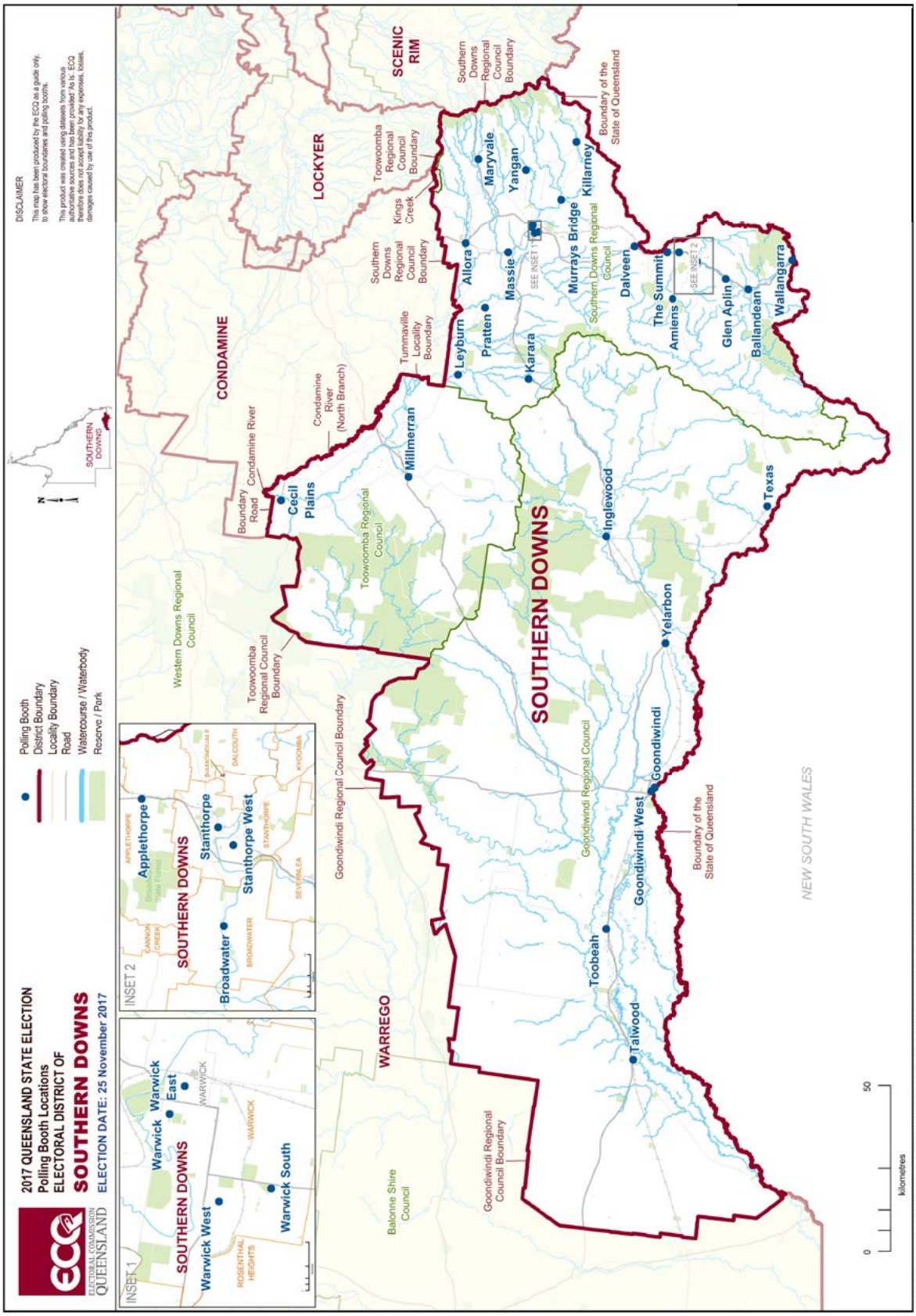
ECQ
ELECTORAL COMMISSION QUEENSLAND
2017 QUEENSLAND STATE ELECTION
Polling Booth Locations
ELECTORAL DISTRICT OF
SOUTHERN DOWNS
ELECTION DATE: 25 November 2017
Polling Booth
District Boundary
Locality Boundary
Road
Watercourse / Waterbody
Reserve / Park
DISCLAIMER
This map has been produced by the ECQ as a guide only, to show electoral boundaries and polling booths.
This product was created using datasets from various authoritative sources and has been provided 'As is'. ECQ therefore does not guarantee the accuracy, any expenses, losses, damages caused by use of this product.
SOUTHERN DOWNS
INSET 1
SOUTHERN DOWNS
Warwick West
Warwick East
Warwick South
ROSENTHAL HEIGHTS
WARWICK
INSET 2
SOUTHERN DOWNS
Applethorpe
Stanthorpe
Stanthorpe West
Broadwater
APPLETHORPE
STANTHORPE
BROADWATER
DALCOUTH
KYOOMBA
SEVENMILE
CONDAMINE
LOCKYER
SCENIC RIM
SOUTHERN DOWNS
WARREGO
NEW SOUTH WALES
Western Downs Regional Council
Toowoomba Regional Council
Balonne Shire Council
Goondiwindi Regional Council
Goondiwindi Regional Council Boundary
Toowoomba Regional Council Boundary
Southern Downs Regional Council Boundary
Southern Downs Regional Council
Boundary of the State of Queensland
Condamine River
Condamine River (North Branch)
Boundary Road
Kings Creek
Tummaville Locality Boundary
Cecil Plains
Millmerran
Leyburn
Allora
Pratten
Massie
Karara
Maryvale
Yangan
Killarney
Murrays Bridge
Dalveen
The Summit
Amiens
Glen Aplin
Ballandean
Wallangarra
Texas
Inglewood
Yelarbon
Goondiwindi
Goondiwindi West
Toobeah
Talwood
SEE INSET 1
SEE INSET 2
0
50
kilometres
© Electoral Commission of Queensland 2017. © The State of Queensland (Department of Natural Resources and Mines) 2017. © 2017 Pitney Bowes Software Pty Ltd. All rights Reserved.

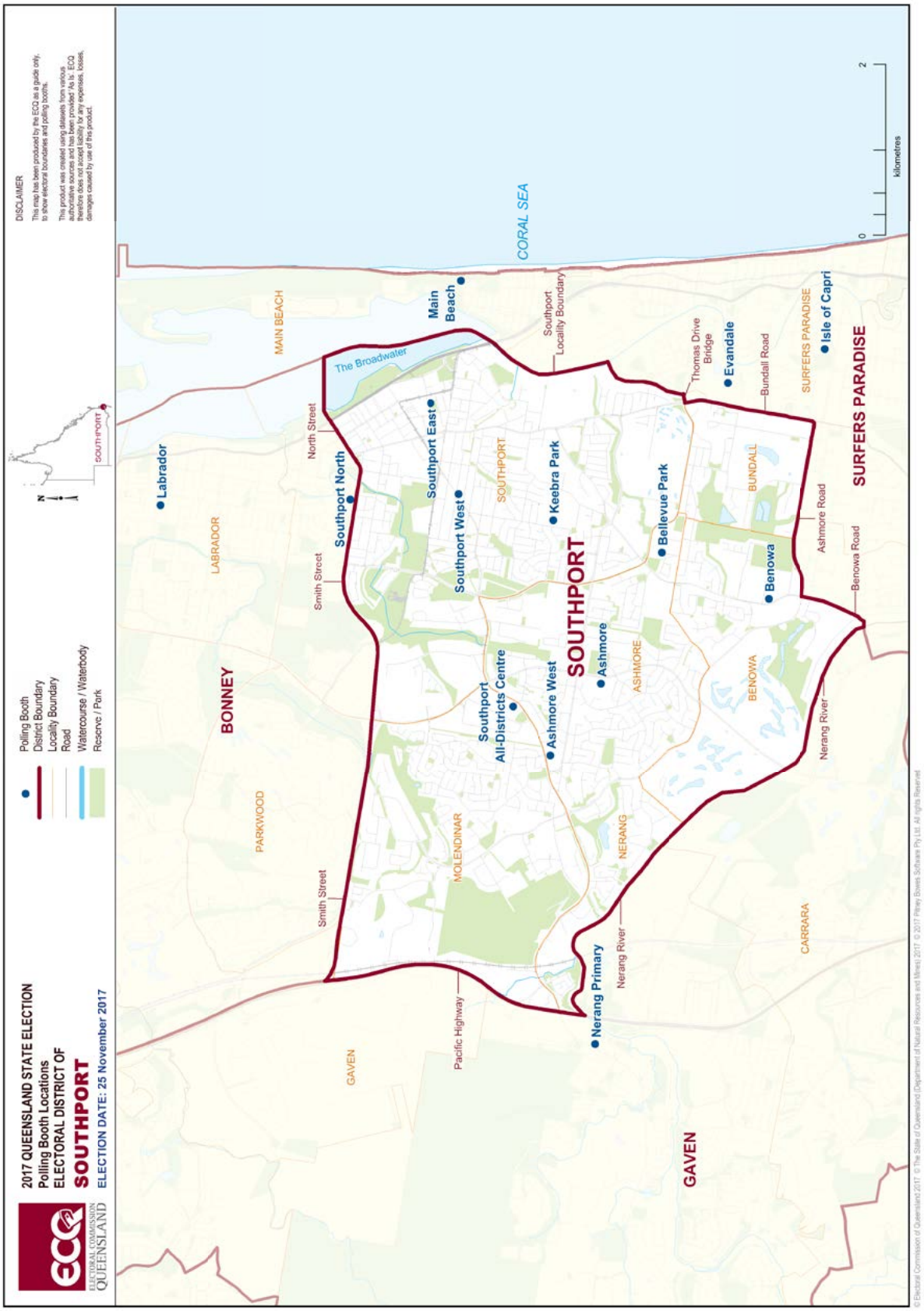
ECQ
ELECTORAL COMMISSION QUEENSLAND
2017 QUEENSLAND STATE ELECTION
Polling Booth Locations
ELECTORAL DISTRICT OF
SOUTHPORT
ELECTION DATE: 25 November 2017
Polling Booth
District Boundary
Locality Boundary
Road
Watercourse / Waterbody
Reserve / Park
DISCLAIMER
This map has been produced by the ECQ as a guide only, to show electoral boundaries and polling booths.
This product was created using datasets from various authoritative sources and has been provided 'As Is'. ECQ therefore does not accept liability for any expenses, losses, damages caused by use of this product.
SOUTHPORT
N
CORAL SEA
MAIN BEACH
Main Beach
The Broadwater
Southport Locality Boundary
Thomas Drive Bridge
Evandale
Bundall Road
SURFERS PARADISE
Isle of Capri
SURFERS PARADISE
Labrador
LABRADOR
North Street
Southport North
Southport East
Southport West
SOUTHPORT
Keebra Park
Bellevue Park
BUNDALL
Benowa
Ashmore Road
Benowa Road
BONNEY
Smith Street
SOUTHPORT
Ashmore West
Ashmore
ASHMORE
BENOWA
Southport All-Districts Centre
PARKWOOD
MOLENDINAR
NERANG
Nerang River
CARRARA
Smith Street
Nerang Primary
Nerang River
Pacific Highway
GAVEN
GAVEN
0
2
kilometres
© Electoral Commission of Queensland 2017 © The State of Queensland (Department of Natural Resources and Mines) 2017 © 2017 Pitney Bowes Software Pty Ltd. All rights Reserved.

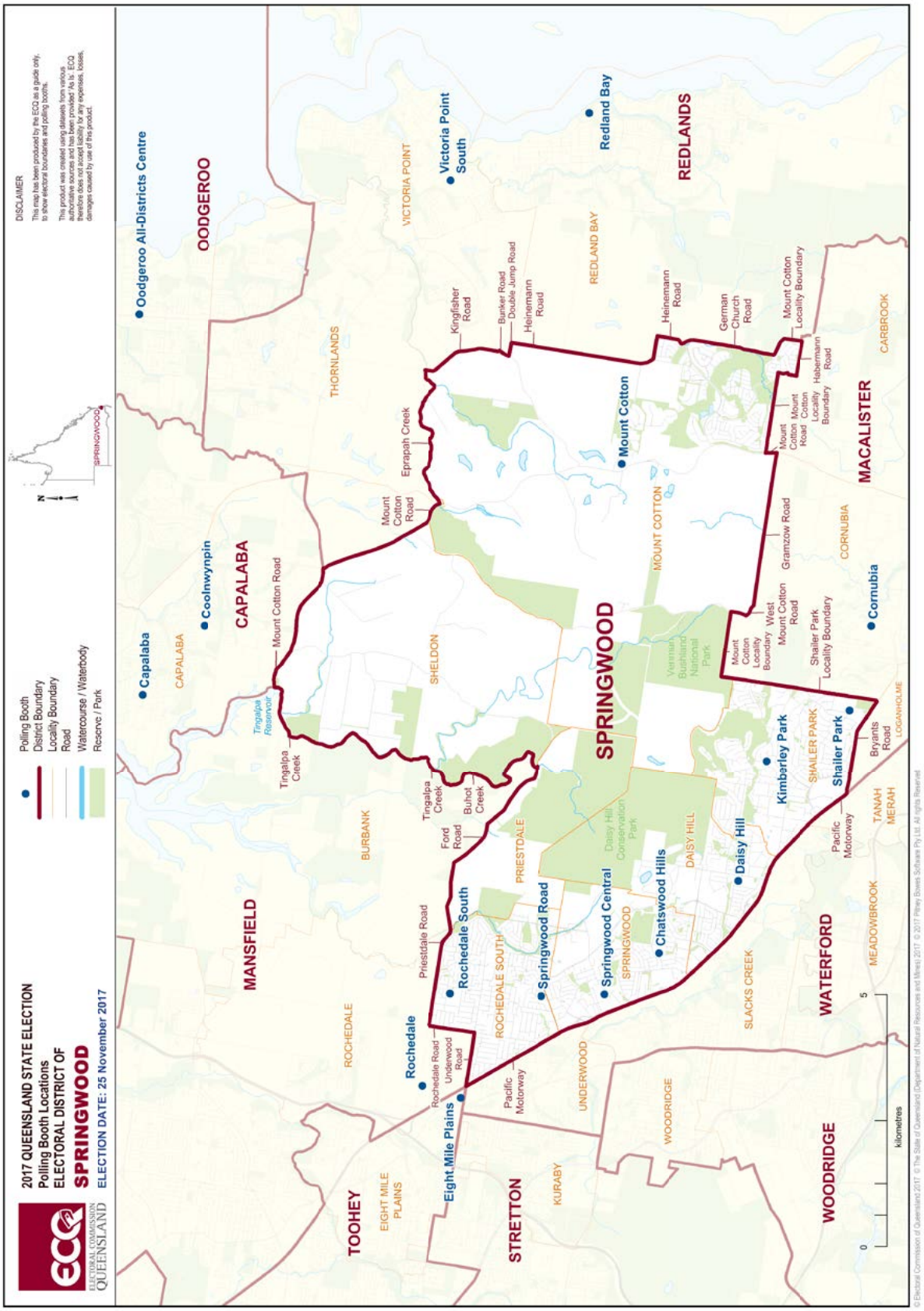
ECQ
ELECTORAL COMMISSION QUEENSLAND
2017 QUEENSLAND STATE ELECTION
Polling Booth Locations
ELECTORAL DISTRICT OF
SPRINGWOOD
ELECTION DATE: 25 November 2017
Polling Booth
District Boundary
Locality Boundary
Road
Watercourse / Waterbody
Reserve / Park
DISCLAIMER
This map has been produced by the ECQ as a guide only, to show electoral boundaries and polling booths.
This product was created using datasets from various authoritative sources and has been provided 'As is'. ECQ therefore does not guarantee its accuracy, or any expenses, losses, damages caused by use of this product.
SPRINGWOOD
Oodgeroo All-Districts Centre
OODGEROO
Capalaba
CAPALABA
Coolnwynpin
CAPALABA
Mount Cotton Road
Tingalpa Reservoir
Tingalpa Creek
THORNLANDS
VICTORIA POINT
Victoria Point South
Redland Bay
REDLANDS
REDLAND BAY
Kingfisher Road
Bunker Road
Double Jump Road
Heinemann Road
Eprapath Creek
Mount Cotton Road
Mount Cotton
MOUNT COTTON
German Church Road
Mount Cotton Locality Boundary
Habermann Road
Mount Cotton Road
Mount Cotton Locality Boundary
MACALISTER
CARBROOK
Gramzow Road
CORNUBIA
Cornubia
West Mount Cotton Road
Shailer Park Locality Boundary
Mount Cotton Locality Boundary
Venman Bushland National Park
SHELDON
SPRINGWOOD
Tingalpa Creek
Buhot Creek
Ford Road
BURBANK
MANSFIELD
PRIESTDALE
Daisy Hill Conservation Park
DAISY HILL
Daisy Hill
Kimberley Park
SHAILER PARK
Shailer Park
LOGANHOLME
Bryants Road
Pacific Motorway
TANAH MERAH
MEADOWBROOK
WATERFORD
SLACKS CREEK
Priestdale Road
Rochedale South
ROCHEDALE SOUTH
Springwood Road
Springwood Central
SPRINGWOOD
Chatswood Hills
ROCHEDALE
Rochedale
Rochedale Road
Underwood Road
Pacific Motorway
UNDERWOOD
WOODRIDGE
Eight Mile Plains
TOOHEY
EIGHT MILE PLAINS
STRETTON
KURABY
WOODRIDGE
0
5
kilometres
© Electoral Commission of Queensland 2017 © The State of Queensland (Department of Natural Resources and Mines) 2017 © 2017 Pitney Bowes Software Pty Ltd. All rights Reserved.

© Electoral Commission of Queensland 2017 © The State of Queensland (Department of Natural Resources and Mines) 2017 © 2017 Pitney Bowes Software Pty Ltd. All rights Reserved

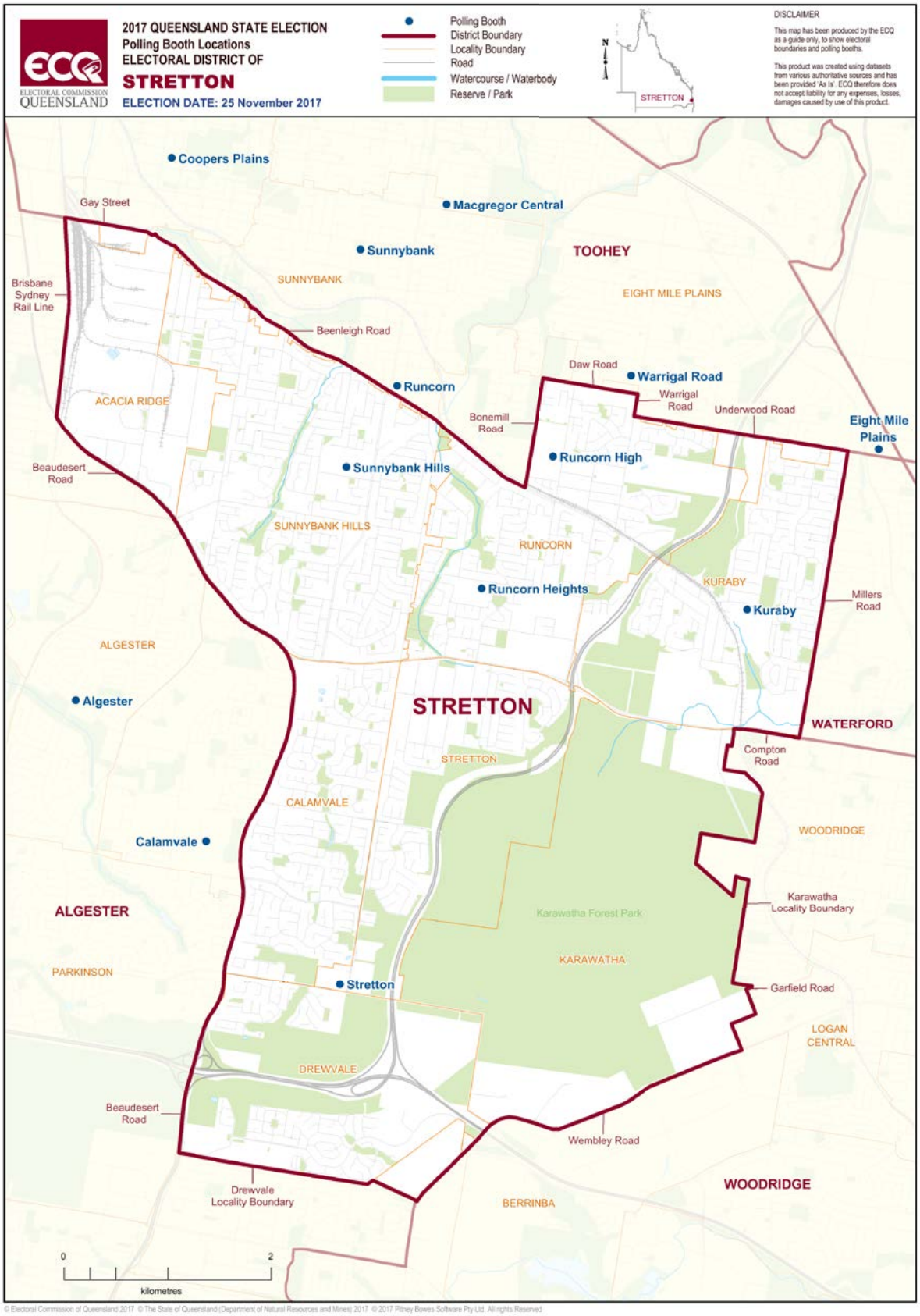

© Electoral Commission of Queensland 2017 © The State of Queensland (Department of Natural Resources and Mines) 2017 © 2017 Pitney Bowes Software Pty Ltd. All rights Reserved

© Electoral Commission of Queensland 2017 © The State of Queensland (Department of Natural Resources and Mines) 2017 © 2017 Pitney Bowes Software Pty Ltd. All rights Reserved

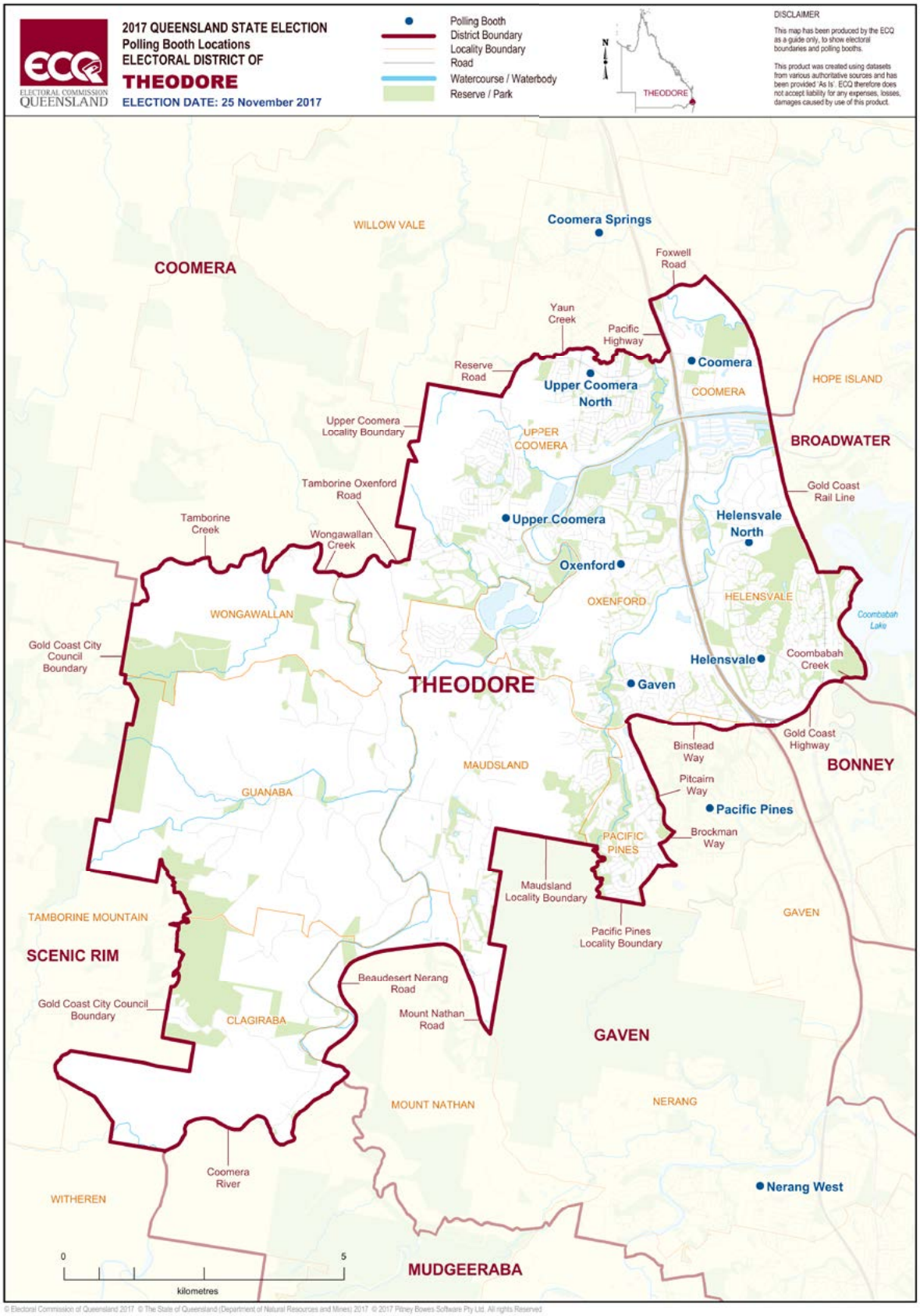
ECQ
ELECTORAL COMMISSION QUEENSLAND
2017 QUEENSLAND STATE ELECTION
Polling Booth Locations
ELECTORAL DISTRICT OF
THEODORE
ELECTION DATE: 25 November 2017
Polling Booth
District Boundary
Locality Boundary
Road
Watercourse / Waterbody
Reserve / Park
N
THEODORE
DISCLAIMER
This map has been produced by the ECQ as a guide only, to show electoral boundaries and polling booths.
This product was created using datasets from various authoritative sources and has been provided 'As Is'. ECQ therefore does not accept liability for any expenses, losses, damages caused by use of this product.
WILLOW VALE
Coomera Springs
COOMERA
Foxwell Road
Yaun Creek
Pacific Highway
Coomera
Reserve Road
Upper Coomera North
COOMERA
HOPE ISLAND
Upper Coomera Locality Boundary
UPPER COOMERA
BROADWATER
Tamborine Oxenford Road
Gold Coast Rail Line
Tamborine Creek
Upper Coomera
Helensvale North
Wongawallan Creek
Oxenford
OXENFORD
HELENSVALE
Coombabah Lake
WONGAWALLAN
Gold Coast City Council Boundary
Helensvale
Coombabah Creek
THEODORE
Gaven
Gold Coast Highway
Binstead Way
BONNEY
MAUDSLAND
Pitcairn Way
GUANABA
Pacific Pines
PACIFIC PINES
Brockman Way
Maudsland Locality Boundary
TAMBORINE MOUNTAIN
GAVEN
Pacific Pines Locality Boundary
SCENIC RIM
Beaudesert Nerang Road
Gold Coast City Council Boundary
CLAGIRABA
Mount Nathan Road
GAVEN
MOUNT NATHAN
NERANG
Coomera River
Nerang West
WITHEREN
0
5
kilometres
MUDGEERABA
© Electoral Commission of Queensland 2017 © The State of Queensland (Department of Natural Resources and Mines) 2017 © 2017 Pitney Bowes Software Pty Ltd. All rights Reserved

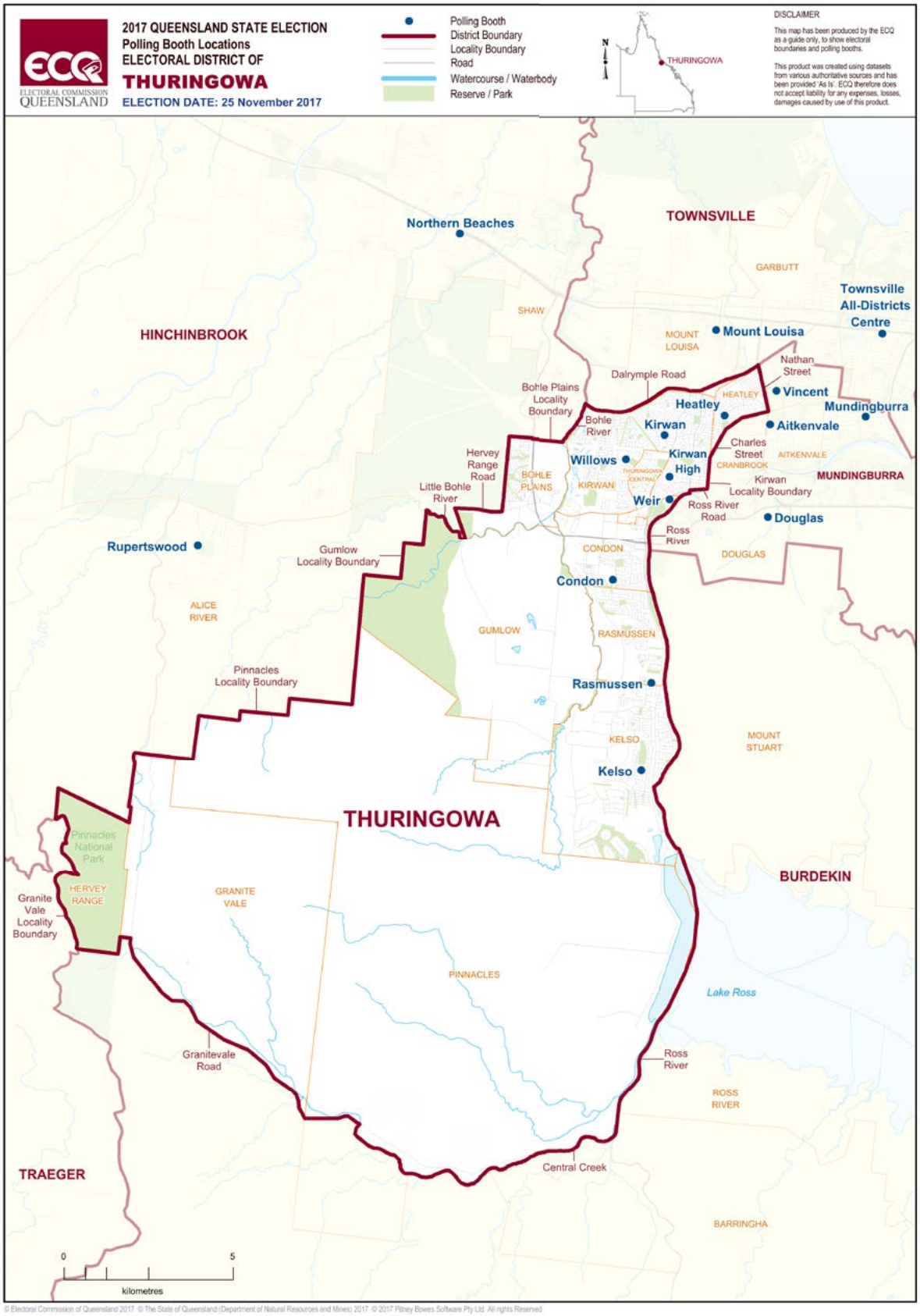
ECQ
ELECTORAL COMMISSION QUEENSLAND
2017 QUEENSLAND STATE ELECTION
Polling Booth Locations
ELECTORAL DISTRICT OF
THURINGOWA
ELECTION DATE: 25 November 2017
Polling Booth
District Boundary
Locality Boundary
Road
Watercourse / Waterbody
Reserve / Park
N
THURINGOWA
DISCLAIMER
This map has been produced by the ECQ as a guide only, to show electoral boundaries and polling booths.
This product was created using datasets from various authoritative sources and has been provided 'As Is'. ECQ therefore does not accept liability for any expenses, losses, damages caused by use of this product.
Northern Beaches
TOWNSVILLE
GARBUTT
Townsville All-Districts Centre
SHAW
HINCHINBROOK
MOUNT LOUISA
Mount Louisa
Nathan Street
Dalrymple Road
Bohle Plains Locality Boundary
HEATLEY
Vincent
Heatley
Mundingburra
Bohle River
Kirwan
Aitkenvale
Charles Street
Hervey Range Road
Willows
Kirwan High
AITKENVALE
CRANBROOK
BOHLE PLAINS
KIRWAN
MUNDINGBURRA
Little Bohle River
Kirwan Locality Boundary
Weir
Ross River Road
Douglas
Ross River
Rupertswood
Gumlow Locality Boundary
CONDON
DOUGLAS
Condon
ALICE RIVER
GUMLOW
RASMUSSEN
Pinnacles Locality Boundary
Rasmussen
KELSO
MOUNT STUART
Kelso
THURINGOWA
Pinnacles National Park
HERVEY RANGE
BURDEKIN
Granite Vale Locality Boundary
GRANITE VALE
PINNACLES
Lake Ross
Granitevale Road
Ross River
ROSS RIVER
TRAEGER
Central Creek
BARRINGHA
0
5
kilometres
© Electoral Commission of Queensland 2017 © The State of Queensland (Department of Natural Resources and Mines) 2017 © 2017 Pitney Bowes Software Pty Ltd. All rights Reserved

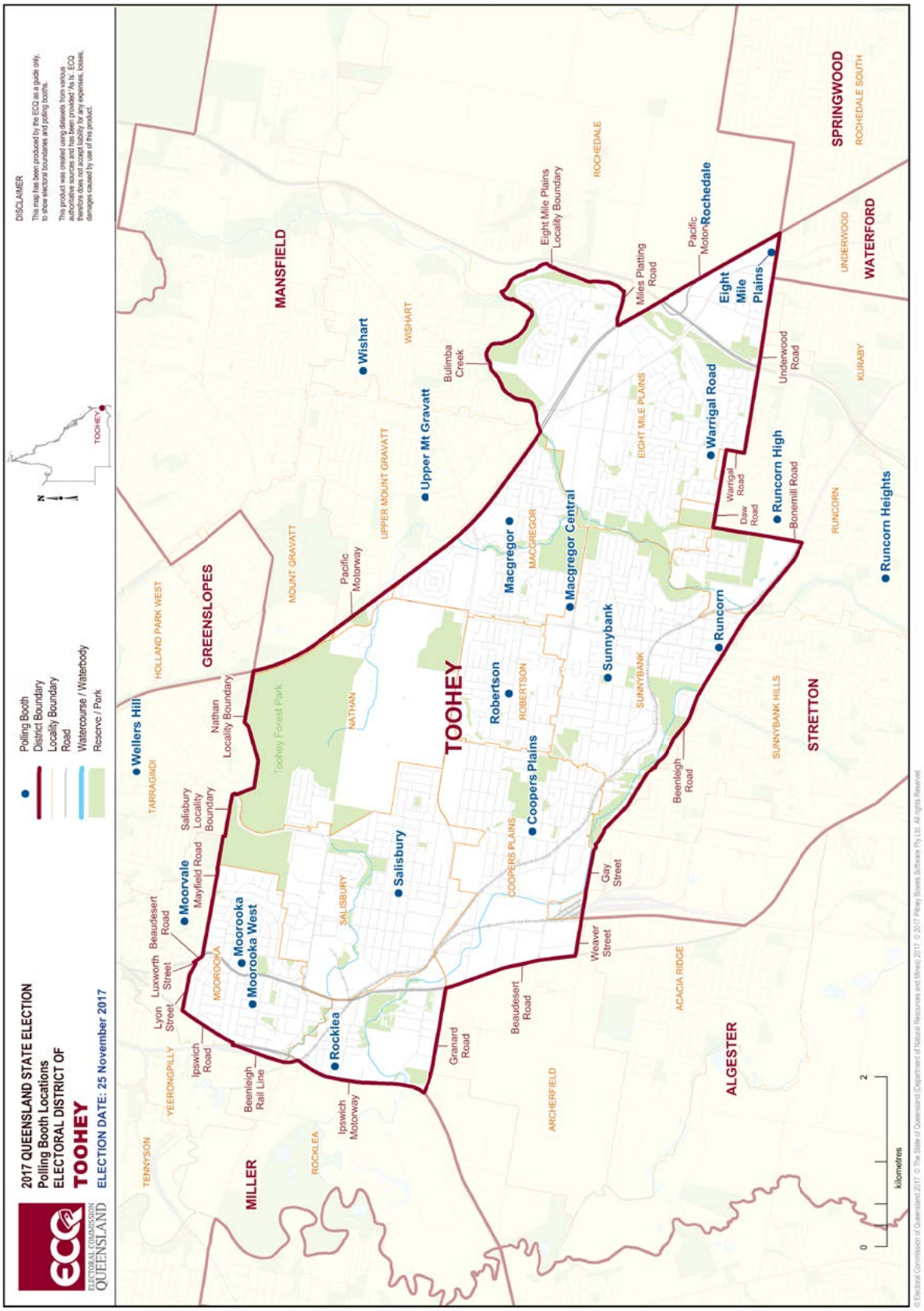
ECQ
ELECTORAL COMMISSION QUEENSLAND
2017 QUEENSLAND STATE ELECTION
Polling Booth Locations
ELECTORAL DISTRICT OF
TOOHEY
ELECTION DATE: 25 November 2017
Polling Booth
District Boundary
Locality Boundary
Road
Watercourse / Waterbody
Reserve / Park
DISCLAIMER
This map has been produced by the ECQ as a guide only, to show electoral boundaries and polling booths.
This product was created using datasets from various authoritative sources and has been provided 'As is'. ECQ therefore does not guarantee its accuracy, any expenses, losses, damages caused by use of this product.
TOOHEY
N
MANSFIELD
GREENSLOPES
MILLER
ALGESTER
STRETTON
SPRINGWOOD
WATERFORD
TOOHEY
Wellers Hill
Moorvale
Mooroka
Mooroka West
Rocklea
Salisbury
Wishart
Upper Mt Gravatt
Macgregor
Macgregor Central
Robertson
Coopers Plains
Sunnybank
Runcorn
Eight Mile Plains
Warrigal Road
Runcorn High
Runcorn Heights
Rochedale
Toohey Forest Park
Pacific Motorway
Ipswich Motorway
Beenleigh Rail Line
Ipswich Road
Lyon Street
Luxworth Street
Beaudesert Road
Mayfield Road
Salisbury Locality Boundary
Nathan Locality Boundary
Granard Road
Beaudesert Road
Weaver Street
Gay Street
Beenleigh Road
Bulimba Creek
Eight Mile Plains Locality Boundary
Miles Platting Road
Pacific Motorway
Underwood Road
Warrigal Road
Daw Road
Bonemill Road
TENNYSON
YEERONGPILLY
TARRAGINDI
HOLLAND PARK WEST
MOOROOKA
SALISBURY
NATHAN
MOUNT GRAVATT
UPPER MOUNT GRAVATT
WISHART
ROCHEDALE
EIGHT MILE PLAINS
MACGREGOR
ROBERTSON
COOPERS PLAINS
SUNNYBANK
SUNNYBANK HILLS
ACACIA RIDGE
ARCHERFIELD
ROCKLEA
UNDERWOOD
KURABY
RUNCORN
ROCHEDALE SOUTH
0
2
kilometres
© Electoral Commission of Queensland 2017. © The State of Queensland (Department of Natural Resources and Mines) 2017. © 2017 Pitney Bowes Software Pty Ltd. All rights Reserved.

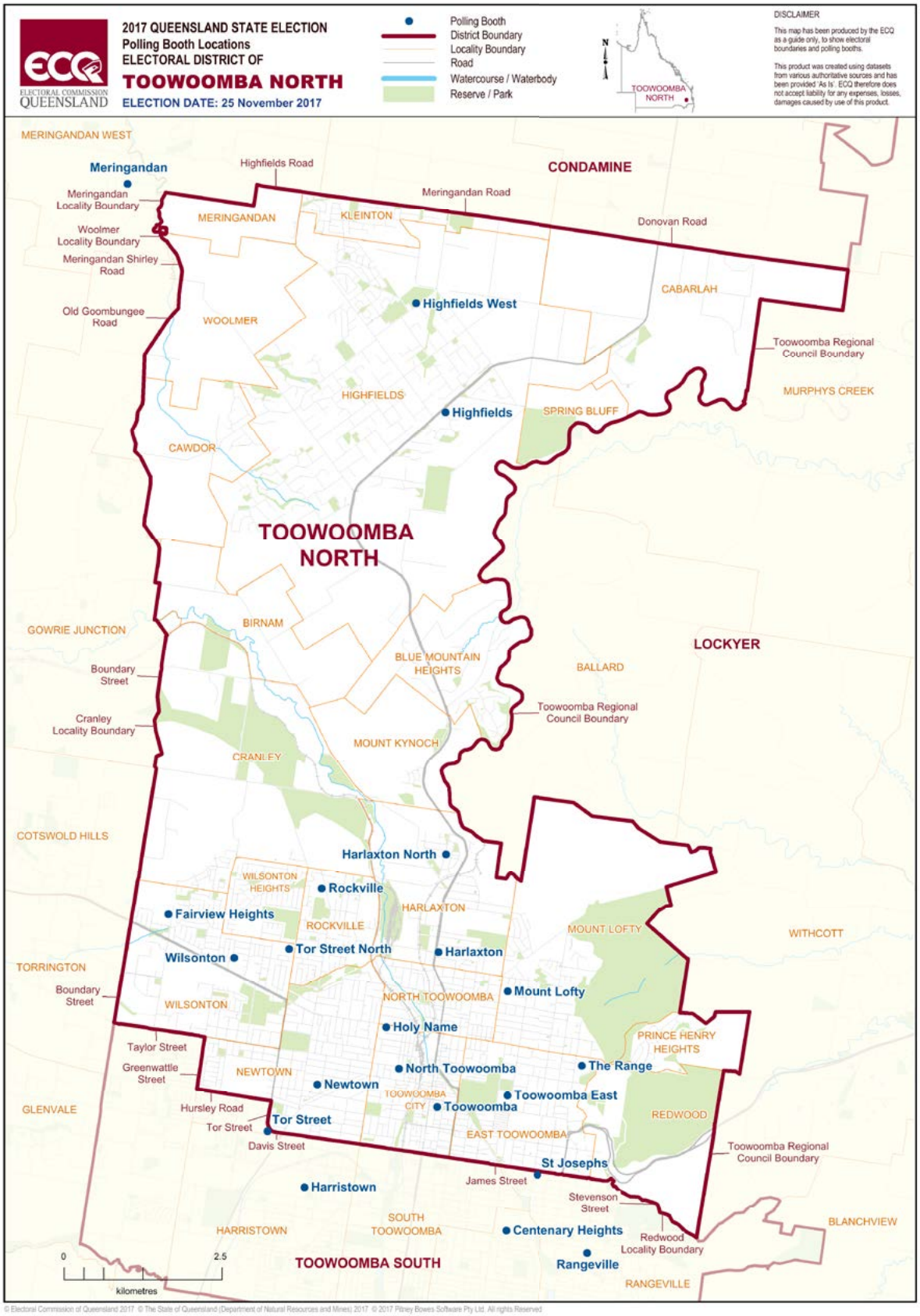

© Electoral Commission of Queensland 2017 © The State of Queensland (Department of Natural Resources and Mines) 2017 © 2017 Pitney Bowes Software Pty Ltd. All rights Reserved

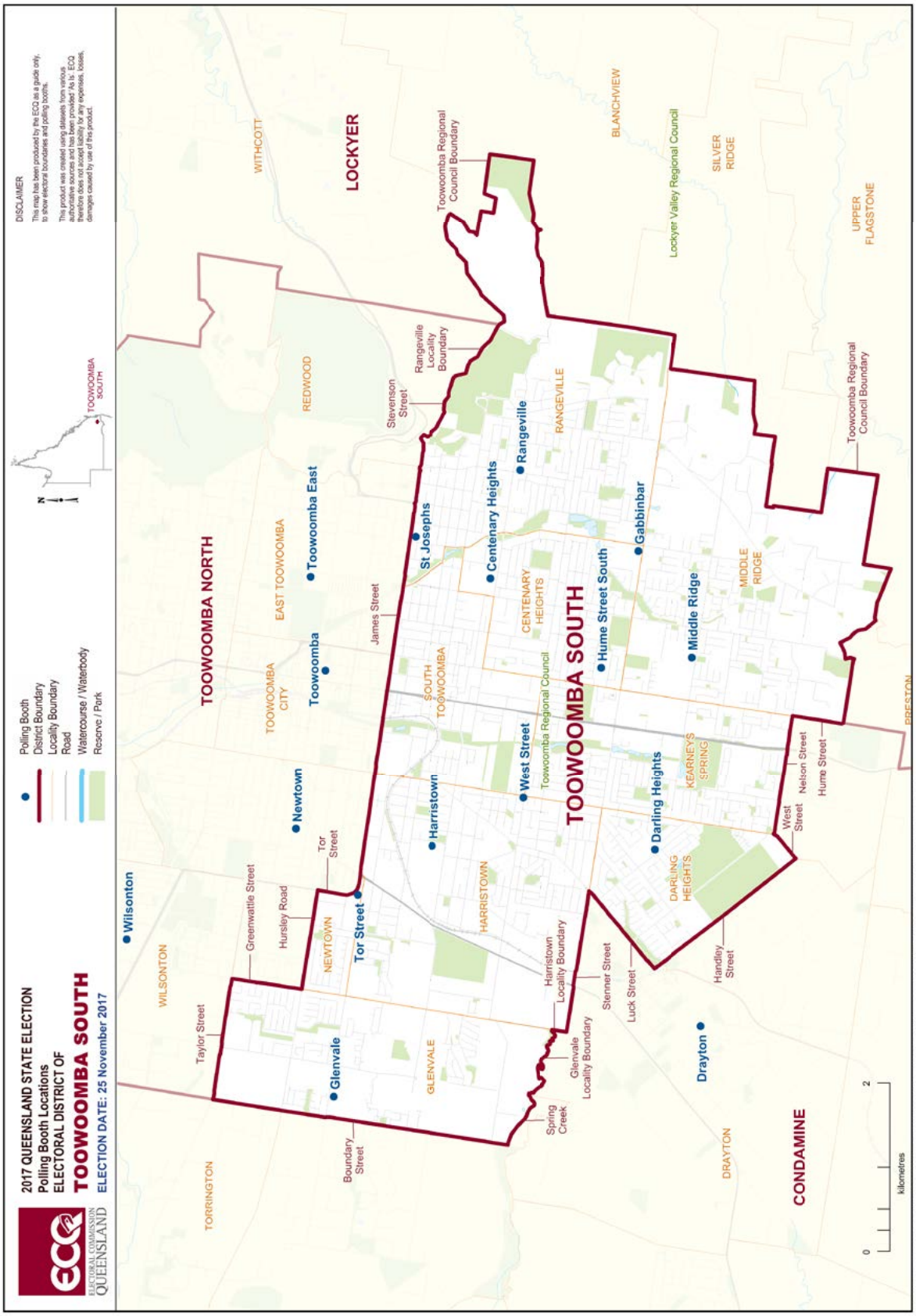
ECQ
ELECTORAL COMMISSION QUEENSLAND
2017 QUEENSLAND STATE ELECTION
Polling Booth Locations
ELECTORAL DISTRICT OF
TOOWOOMBA SOUTH
ELECTION DATE: 25 November 2017
Polling Booth
District Boundary
Locality Boundary
Road
Watercourse / Waterbody
Reserve / Park
DISCLAIMER
This map has been produced by the ECQ as a guide only, to show electoral boundaries and polling booths.
This product was created using datasets from various authoritative sources and has been provided 'As is'. ECQ therefore does not accept liability for any expenses, losses, damages caused by use of this product.
TOOWOOMBA SOUTH
N
TOOWOOMBA NORTH
LOCKYER
TOOWOOMBA SOUTH
CONDAMINE
WILSONTON
TORRINGTON
WITHCOTT
REDWOOD
EAST TOOWOOMBA
TOOWOOMBA CITY
NEWTOWN
GLENVALE
HARRISTOWN
SOUTH TOOWOOMBA
CENTENARY HEIGHTS
RANGEVILLE
BLANCHVIEW
SILVER RIDGE
UPPER FLAGSTONE
MIDDLE RIDGE
KEARNEYS SPRING
DARLING HEIGHTS
DRAYTON
PRESTON
Lockyer Valley Regional Council
Toowoomba Regional Council
Toowoomba Regional Council Boundary
Wilsonton
Greenwattle Street
Hursley Road
Tor Street
Taylor Street
Boundary Street
Newtown
Toowoomba
Toowoomba East
Glenvale
Harristown
St Josephs
Centenary Heights
Rangeville
West Street
Hume Street South
Gabbinbar
Middle Ridge
Darling Heights
Drayton
James Street
Stevenson Street
Rangeville Locality Boundary
Harristown Locality Boundary
Glenvale Locality Boundary
Spring Creek
Sterner Street
Luck Street
Handley Street
Nelson Street
Hume Street
West Street
0
2
kilometres
© Electoral Commission of Queensland 2017. © The State of Queensland (Department of Natural Resources and Mines) 2017. © 2017 Pitney Bowes Software Pty Ltd. All rights Reserved.

ECQ
ELECTORAL COMMISSION QUEENSLAND
2017 QUEENSLAND STATE ELECTION
Polling Booth Locations
ELECTORAL DISTRICT OF
TOWNSVILLE
ELECTION DATE: 25 November 2017
Polling Booth
District Boundary
Locality Boundary
Road
Watercourse / Waterbody
Reserve / Park
N
TOWNSVILLE
DISCLAIMER
This map has been produced by the ECQ as a guide only, to show electoral boundaries and polling booths.
This product was created using datasets from various authoritative sources and has been provided 'As Is'. ECQ therefore does not accept liability for any expenses, losses, damages caused by use of this product.
TOWNSVILLE OVERVIEW
HINCHINBROOK
SEE INSET B
Palm Island
Coral Sea
TOWNSVILLE
SEE INSET A
BURDEKIN
INSET A
Horseshoe Bay
FLORENCE BAY
HORSESHOE BAY
WEST POINT
Magnetic Island National Park
Magnetic Island
ARCADIA
Arcadia
Nelly Bay
PICNIC BAY
NELLY BAY
INSET B
PALM ISLAND
Palm Island
TOWNSVILLE
SHELLY BEACH
Townsville Town Common Conservation Park
Bohle River
PALLARENDA
Cleveland Bay
TOWN COMMON
Rowes Bay
BOHLE
ROWES BAY
BELGIAN GARDENS
NORTH WARD
Belgian Gardens
North Ward
MOUNT ST JOHN
GARBUTT
CASTLE HILL
TOWNSVILLE CITY
SOUTH TOWNSVILLE
Garbutt
Cutheringa
South Townsville
WEST END
Townsville West
COSGROVE
Mount Louisa
Townsville All-Districts Centre
Railway Estate
MOUNT LOUISA
CURRAJONG
Currajong
Hermit Park
HERMIT PARK
RAILWAY ESTATE
Ross River
Bohle River
Cambridge Street
Hugh Street
Palmerston Street
Pimlico
Rosslea
Balls Lane
Dalrymple Road
Fulham Road
Kings Road
OONOONBA
Heatley
Mundingburra
Ross River Road
ROSSLEA
Ross River
MUNDINGBURRA
Kirwan
THURINGOWA
Bowen Road
Oonoonba
Kirwan High
Douglas
0
5
kilometres
© Electoral Commission of Queensland 2017 © The State of Queensland (Department of Natural Resources and Mines) 2017 © 2017 Pitney Bowes Software Pty Ltd. All rights Reserved

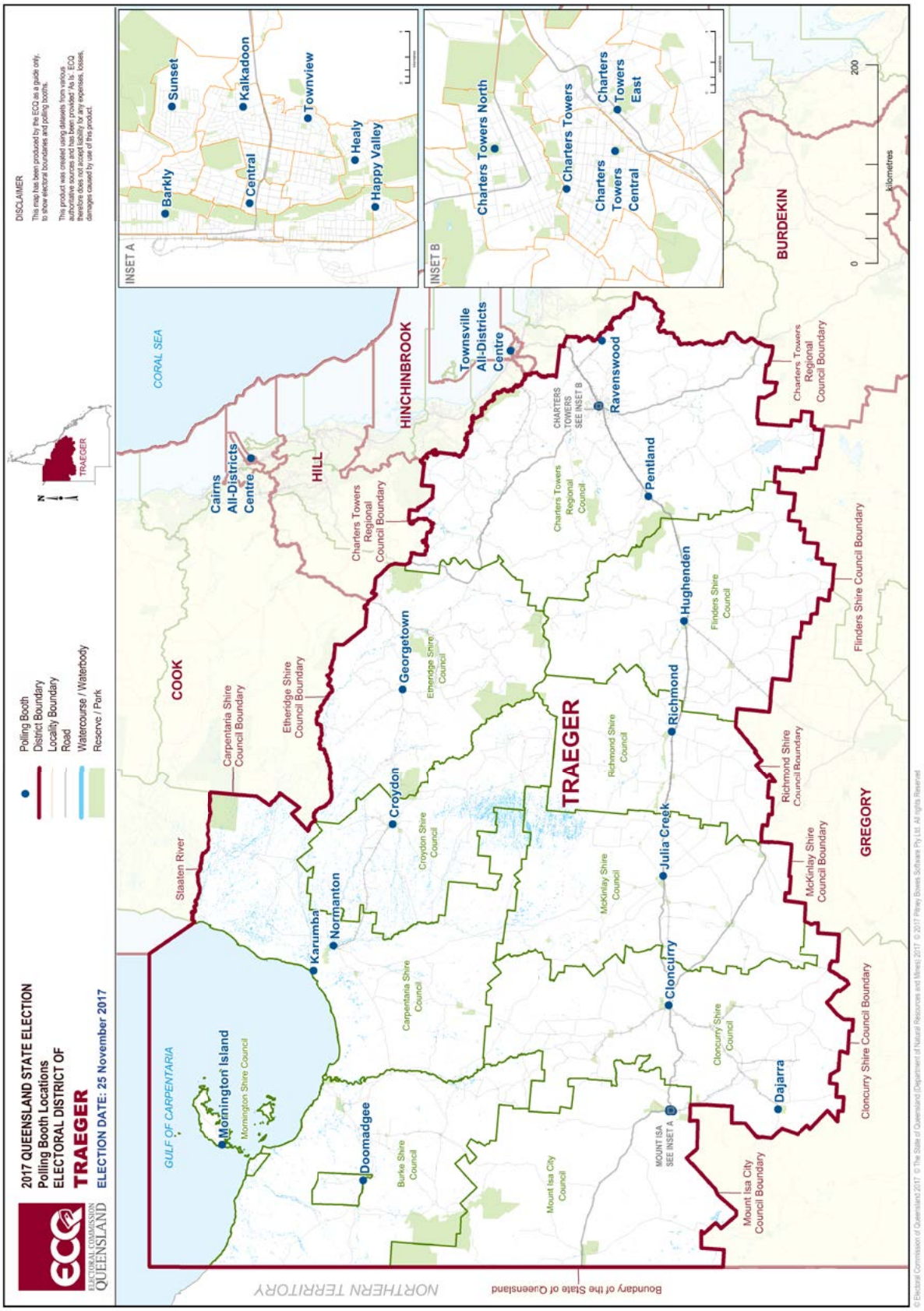
ECQ
ELECTORAL COMMISSION QUEENSLAND
2017 QUEENSLAND STATE ELECTION
Polling Booth Locations
ELECTORAL DISTRICT OF
TRAEGER
ELECTION DATE: 25 November 2017
Polling Booth
District Boundary
Locality Boundary
Road
Watercourse / Waterbody
Reserve / Park
DISCLAIMER
This map has been produced by the ECQ as a guide only, to show electoral boundaries and polling booths.
This product was created using datasets from various authoritative sources and has been provided 'As is'. ECQ therefore does not guarantee its accuracy, any expenses, losses, damages caused by use of this product.
TRAEGER
INSET A
Barkly
Sunset
Central
Kalkadoon
Healy
Happy Valley
Townview
INSET B
Charters Towers North
Charters Towers
Charters Towers Central
Charters Towers East
CORAL SEA
COOK
HILL
HINCHINBROOK
BURDEKIN
GREGORY
TRAEGER
Cairns All-Districts Centre
Townsville All-Districts Centre
Ravenswood
Pentland
Hughenden
Richmond
Julia Creek
Cloncurry
Dajarra
Georgetown
Croydon
Normanton
Karumba
Mornington Island
Doomadgee
GULF OF CARPENTARIA
Staaten River
Carpentaria Shire Council Boundary
Etheridge Shire Council Boundary
Charters Towers Regional Council Boundary
Charters Towers Regional Council
Flinders Shire Council
Flinders Shire Council Boundary
Richmond Shire Council
Richmond Shire Council Boundary
McKinlay Shire Council
McKinlay Shire Council Boundary
Cloncurry Shire Council
Cloncurry Shire Council Boundary
Mount Isa City Council
Mount Isa City Council Boundary
Burke Shire Council
Carpentaria Shire Council
Croydon Shire Council
Etheridge Shire Council
Mornington Shire Council
MOUNT ISA SEE INSET A
CHARTERS TOWERS SEE INSET B
NORTHERN TERRITORY
Boundary of the State of Queensland
0
200
kilometres
© Electoral Commission of Queensland 2017. © The State of Queensland (Department of Natural Resources and Mines) 2017. © 2017 Pitney Bowes Software Pty Ltd. All rights Reserved.

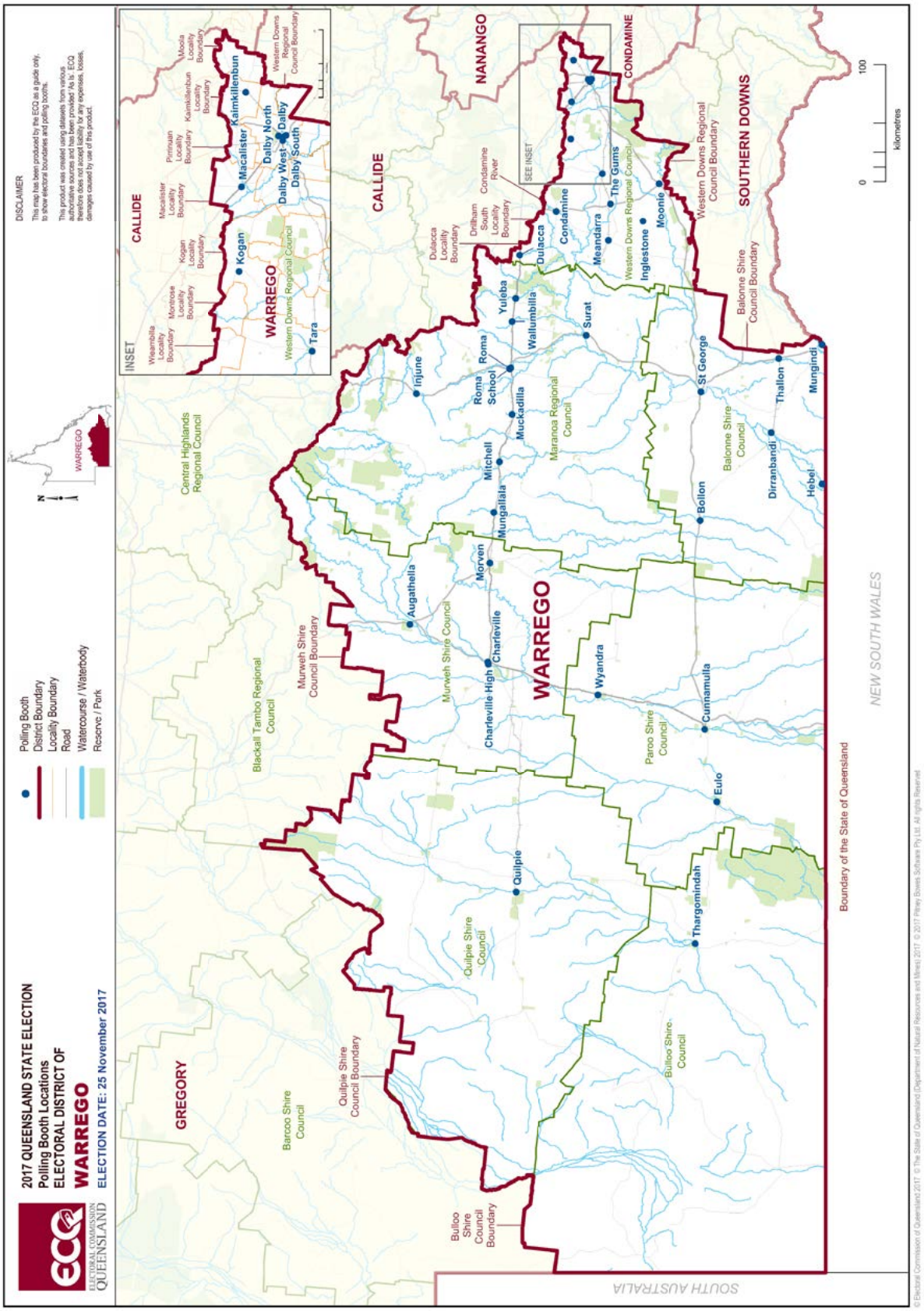
2017 QUEENSLAND STATE ELECTION
Polling Booth Locations
ELECTORAL DISTRICT OF
WARREGO
ELECTION DATE: 25 November 2017
ELECTORAL COMMISSION QUEENSLAND
Polling Booth
District Boundary
Locality Boundary
Road
Watercourse / Waterbody
Reserve / Park
DISCLAIMER
This map has been produced by the ECQ as a guide only, to show electoral boundaries and polling booths.
This product was created using datasets from various authoritative sources and has been provided 'As Is'. ECQ therefore does not accept liability for any expenses, losses, damages caused by use of this product.
WARREGO
INSET
CALLIDE
NANANGO
CONDAMINE
SOUTHERN DOWNS
GREGORY
NEW SOUTH WALES
SOUTH AUSTRALIA
Boundary of the State of Queensland
Central Highlands Regional Council
Blackall Tambo Regional Council
Murweh Shire Council Boundary
Murweh Shire Council
Maranoa Regional Council
Balonne Shire Council Boundary
Balonne Shire Council
Western Downs Regional Council Boundary
Western Downs Regional Council
Paroo Shire Council
Quilpie Shire Council Boundary
Quilpie Shire Council
Bulloo Shire Council
Bulloo Shire Council Boundary
Barcoo Shire Council
Condamine River
Drilham South Locality Boundary
Dulacca Locality Boundary
Kogan Locality Boundary
Macalister Locality Boundary
Pirrinuan Locality Boundary
Kaimkillenbun Locality Boundary
Moola Locality Boundary
Western Downs Regional Council Boundary
Wearnbilla Locality Boundary
Montrose Locality Boundary
Kogan
Macalister
Kaimkillenbun
Dalby North
Dalby West
Dalby
Dalby South
Tara
Injune
Roma
Roma School
Yuleba
Wallumbilla
Dulacca
Condamine
Meandarra
The Gums
Inglestone
Moonie
Surat
Muckadilla
Mitchell
Mungallala
Morven
Augathella
Charleville
Charleville High
Wyandra
Cunnamulla
Eulo
Quilpie
Thargomindah
Bollon
St George
Dirranbandi
Hebel
Thallon
Mungindi
SEE INSET
0
100
kilometres

Statistical Reports

© Electoral Commission of Queensland 2017 © The State of Queensland (Department of Natural Resources and Mines) 2017 © 2017 Pitney Bowes Software Pty Ltd. All rights Reserved

© Electoral Commission of Queensland 2017 © The State of Queensland (Department of Natural Resources and Mines) 2017 © 2017 Pitney Bowes Software Pty Ltd. All rights Reserved

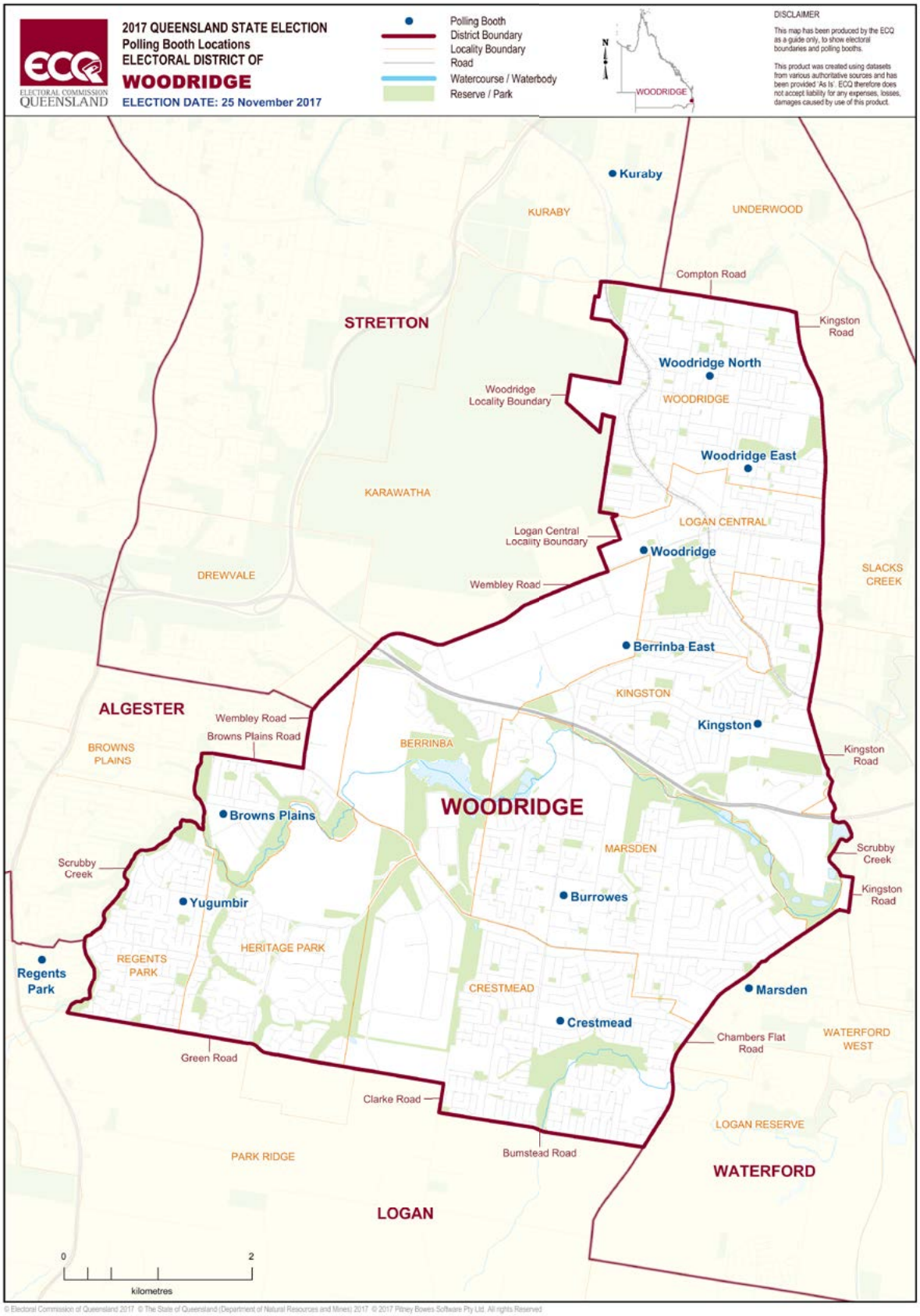

© Electoral Commission of Queensland 2017 © The State of Queensland (Department of Natural Resources and Mines) 2017 © 2017 Pitney Bowes Software Pty Ltd. All rights Reserved

Evaluation Survey

Evaluation Survey

Executive Summary

The key stakeholders for the survey were:

- voters,
- candidates,
- returning officers,
- polling officials and
- Commission staff.

The survey questions were tailored to each stakeholder group, and were designed to assess stakeholder satisfaction in relation to the 2017 State General Election in order to inform the Commission about how to improve its election services.

Key findings

The Commission received 14,259 responses to the surveys, which were distributed in both online and paper formats.

Survey results indicate that the majority (80%) of stakeholders were satisfied with their overall experience at the 2017 State General Election. The survey results also highlight key strengths of the Commission and its services, as well as areas for improvement, which are summarised in the table below.

Figure 1.1: Overview of survey findings

Key Findings		
Stakeholder	**Strengths**	**Improvement areas**
Voters	• Ease and efficiency of voting processes • Clarity of voting instructions • High quality customer service • Value of the telephone voting service	• Location and accessibility of pre-poll centres • Availability of online voting • Effectiveness of the Voter Information Card (VIC)
Candidates	• High quality customer service • Sufficiency of candidate resources	• Ease of processes and support for independent candidates • Awareness of electoral advertising and how-to-vote card requirements • Location and accessibility of polling places

Figure 1.1: Overview of survey findings

Key Findings		
Stakeholder	**Strengths**	**Improvement areas**
Returning officers	• High quality support provided by Commission staff • Value of user guides, handbooks and face-to-face training • Efficient delivery of office materials • Service improvement through use of the VIC and Electronic Certified List laptops (ECLs) • Ease and efficiency of the ballot draw, nomination and how-to-vote card processes • Effective budget allocation and payment of accounts	• Satisfaction with remuneration • Effectiveness of the Learning Management System (LMS) and live webinars as training resources • Effectiveness of the Electronic Lookup and Mark Off tablets (ELMOs) • Ease and efficiency of processes for leasing returning officer offices • Ease and efficiency of processes for appointing election staff • Appropriateness of staffing levels on polling day • Management of unacceptable behaviour by political supporters
Polling officials	• Satisfaction with remuneration • High quality support provided by Commission staff • Ease of use and clarity of policies, procedures and forms • Value of handbooks and face-to-face training • Service improvement through use of the VIC and ECLs	• Effectiveness of the LMS • Effectiveness of the ELMOs
Commission staff	• Adequate support provided during the election • Sufficient resources to perform election duties effectively • Value of project plans	• Communication between work areas • Appropriate staff numbers and training • Management of staff workloads • Flexibility of overtime

Method

Survey population

Five separate surveys were conducted in relation to the 2017 State General Election, with each survey tailored to a different stakeholder group identified by the Commission as having significant interest or influence in the event. The five key stakeholders engaged by the Commission were:

1. Voters
2. Candidates
3. Returning officers
4. Polling officials
5. Commission staff

Evaluation Survey

The ‘Voters’ survey group was further split into the following four categories based on how the participant cast their vote in the election:

1. Pre-poll (early) voters
2. Polling day voters
3. Postal voters
4. Telephone voters

Survey design

The survey was developed by reviewing evaluation surveys used at past electoral events. Survey questions explored various aspects of the election experience, including event planning, community awareness, customer service, training, and innovation. Although the surveys were specific to each stakeholder group, each survey contained the same final question, which asked the respondent to rate their overall experience at the election on a scale from 1 to 5 (1 being poor and 5 being excellent).

The majority of questions were designed to collect quantitative data, however, open textboxes were included throughout the survey to offer stakeholders the opportunity to elaborate on their responses by providing comments or suggestions for improvement.

The questions were also designed to capture a combination of both objective and subjective data in order to assist the Commission with its analysis of the survey results. For example, the ‘Voters’ survey required respondents to answer both factual questions, such as their age and the location of the polling booth at which they voted, along with opinion seeking questions, such as their preferred method of voting, to allow the Commission to establish context and identify correlations between certain responses.

No identifying information was collected about stakeholders to ensure the responses remained anonymous.

Survey distribution

The ‘Voters’ survey was distributed in several different formats between 13 November 2017 (the start of pre-poll voting) and 19 January 2018. Hard-copy surveys were made available at pre-poll centres and polling booths for electors to complete after voting. Voters could also complete the survey online via a link on the Commission’s website and Facebook page. The survey was additionally sent via email to 30,000 randomly selected voters one week after polling day.

To capture feedback specifically from telephone voters, the survey was conducted over the phone by the Commission’s Telephone Voting Call Centre after callers had voted. For all other stakeholders, the survey was made available online after polling day via a link sent to them directly by email. All candidates, returning officers, polling officials and Commission staff involved in the 2017 State General Election for whom the Commission had an email address were contacted to participate in the survey.

Respondents

The survey received 14,259 responses. The majority (60%) of responses came from voters, followed by polling officials (39%), candidates (0.7%), returning officers (0.5%) and Commission staff (0.2%). The response rate was highest for returning officers at 73%, while candidates had the lowest response rate at 26%.

Figure 2.1: Response rates per stakeholder group

Response Rates				
Stakeholder group		**Number of responses**	**Number distributed**	**Response rate**
Voters	Pre-poll	1,617	N/A	N/A
	Polling day	6,095	N/A	N/A
	Postal	429	N/A	N/A
	Telephone	423	N/A	N/A
Candidates		105	400	26%
Returning officers		69	95	73%
Polling officials		5,497	14,524	38%
Commission staff		24	70	34%
Total		14,259		

The overall response rate for voters could not be calculated given that one of the methods by which the survey was distributed was via a link on the Commission's public website and Facebook page; as such, the total number of voters to whom the survey was distributed was unknown. However, the response rates could be calculated for the surveys that were distributed to voters in hard-copy and email formats, as well as for those that were conducted over the phone.

Hard-copy surveys had almost three times higher response rates (28%) than those distributed via email (10%). Surveys conducted over the phone by the Telephone Voting Call Centre had the highest response rate with 33%.

Figure 2.2: Response rates for the 'Voters' survey per distribution method

Response Rates – Voters				
Format	**Distribution**	**Number of responses**	**Number distributed**	**Response rate**
Hard-copy	Pre-poll centres and polling booths	4,287	15,380	27.9%
Online	Website and Facebook	917	N/A	N/A
	Email	2,968	30,000	9.9%
Phone	Telephone Voting Call Centre	392	1189	33.0%

Evaluation Survey

Results

Overall satisfaction

The feedback from stakeholders was generally positive with regards to the Commission's performance and service delivery at the 2017 State General Election. All stakeholder groups were asked to rate their overall experience at the election on a scale from 1 to 5 (1 being poor and 5 being excellent), and the average rating across all groups was 4.1. Polling officials gave the highest star rating on average (4.4), followed by voters (4.3) and Commission staff (4.0). The lowest average rating came from candidates (3.7) and returning officers (3.9).

Figure 3.1: Average star rating per stakeholder group

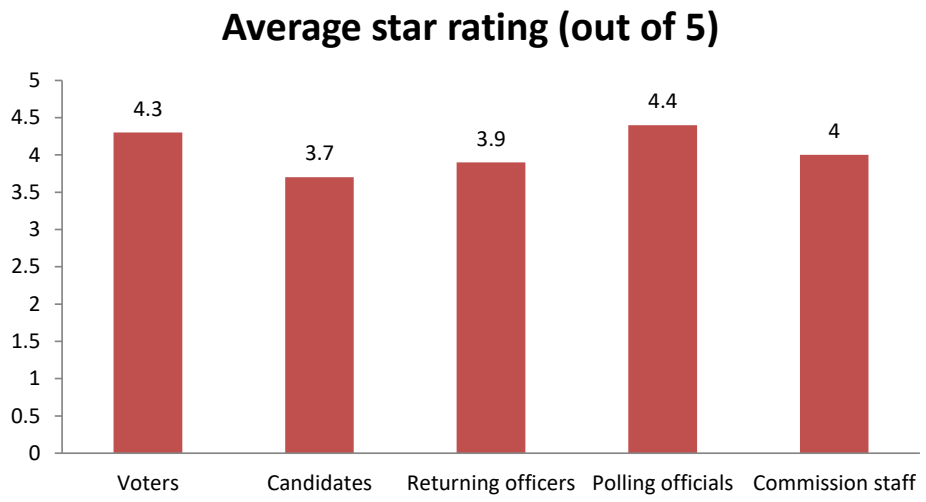

The level of overall stakeholder satisfaction with the 2017 State General Election was found to be 80%. This figure was derived from calculating the percentage of respondents that gave a star rating of either 4 or 5, signifying that they were either satisfied or very satisfied with their overall experience at the election. 14% of all stakeholders gave a star rating of 3 (neither satisfied nor dissatisfied), and only 6% gave 1 or 2 stars (dissatisfied or very dissatisfied). Polling officials had the highest percentage of overall satisfaction (91%), followed by voters (84%). Candidates had the lowest percentage with only 66% of all respondents giving a star rating of 4 or 5.

Figure 3.2: Overall satisfaction with the election based on star rating percentages per stakeholder group

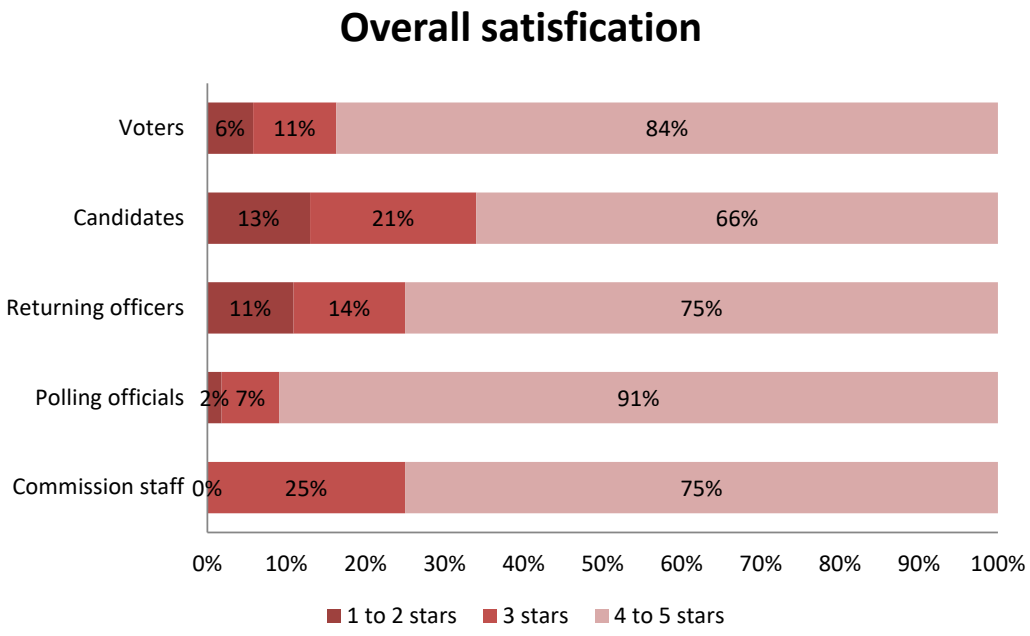

Voters

The 'Voters' survey received a total of 8,564 responses, with the largest group of respondents being polling day voters (71%), followed by pre-poll voters (19%), postal voters (5%) and telephone voters (5%).

Figure 3.3: Number of responses received per voter type

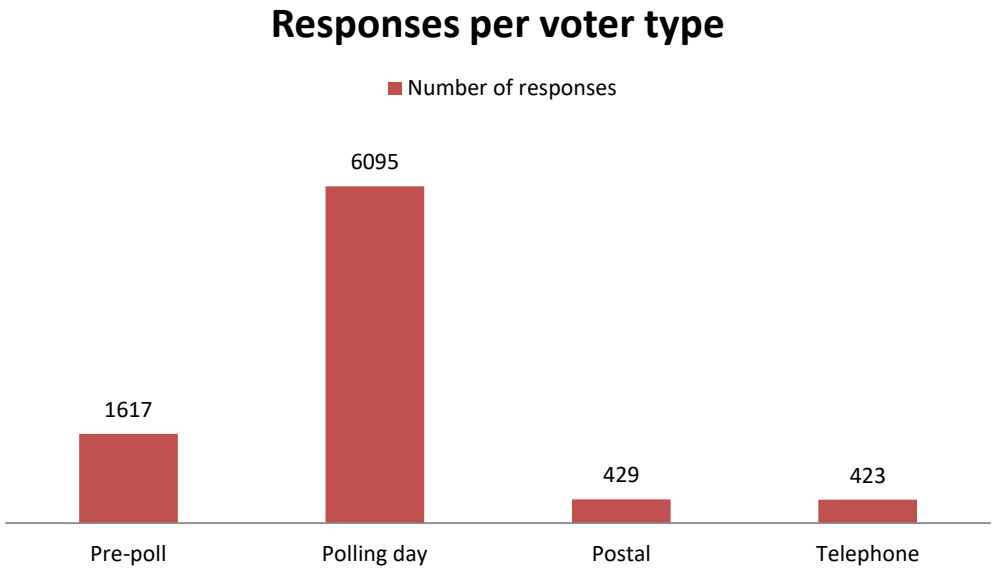

Evaluation Survey

The majority (46%) of respondents were aged 40 to 64 years, while the youngest age group (18 to 24 years) made up the lowest percentage (7%). Voters aged 65 and older were the second most frequent age group identified for all voter groups except for polling day voters, which had a higher percentage of respondents aged 25 to 39 years.

Figure 3.4: Percentage of responses received per age group

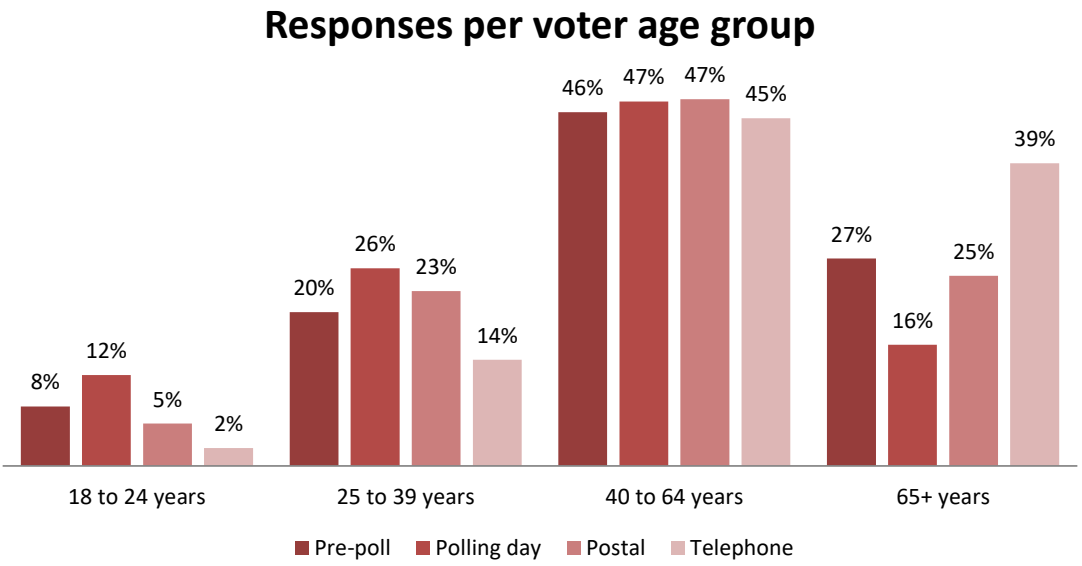

The 'Voters' survey asked pre-poll and polling day voters what type of vote they cast at the pre-poll centre or polling booth. The results showed that 89% of voters cast an ordinary vote, while only 9% cast a declaration vote, indicating that the vast majority of electors voted within their electorate and were able to be found on the electoral roll.

Figure 3.5: Percentage of the types of votes cast by pre-poll and polling day voters

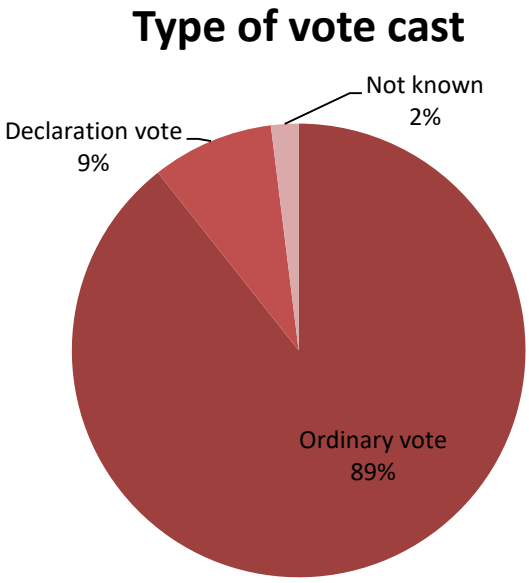

Pre-poll and polling day voters were also asked to provide the location of the pre-poll centre or polling booth at which they voted; however, because this question included a free text field, there was considerable variance in the names of the locations given. Consequently, due to the difficulty involved in consolidating and analysing the data reliably, a detailed analysis of the locations of respondents was not performed.

Key Findings

Overall satisfaction

The results from the 'Voters' survey indicate that the majority of voters had a positive experience at the 2017 State General Election. The average star rating given by voters was 4.3 out of 5, while the percentage of overall satisfaction was found to be 84%. The type of voter that gave the highest rating (4.8) and had the highest percentage of overall satisfaction (94%) was telephone voters, followed by polling day voters (4.4; 87%). Pre-poll voters and postal voters expressed the lowest star rating (4.1) and the lowest level of overall satisfaction (77%).

Despite the poor star rating, 93% of postal voters agreed that they were satisfied with the overall postal voting service provided by the Commission. An analysis of the comments reveals that those who gave a low star rating were primarily dissatisfied with elements outside of the Commission's control, such as the preferential voting system, compulsory voting, canvassing by political supporters, and the fact that they were unable to vote online.

Figure 3.6: Average star rating per voter type

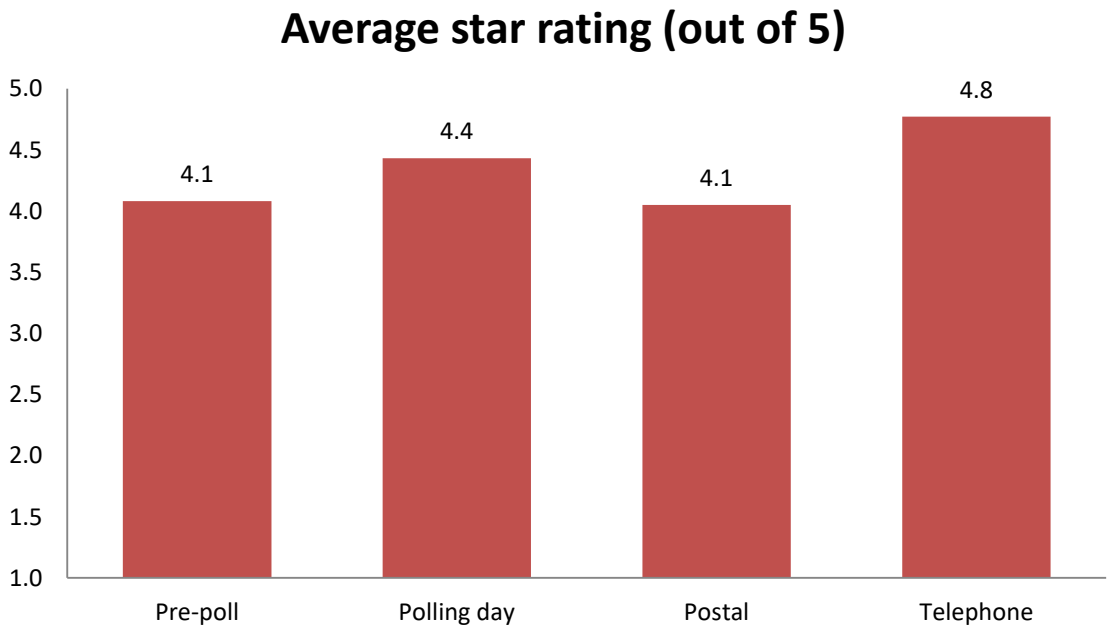

Figure 3.7: Overall satisfaction with the election based on star rating percentages per voter type

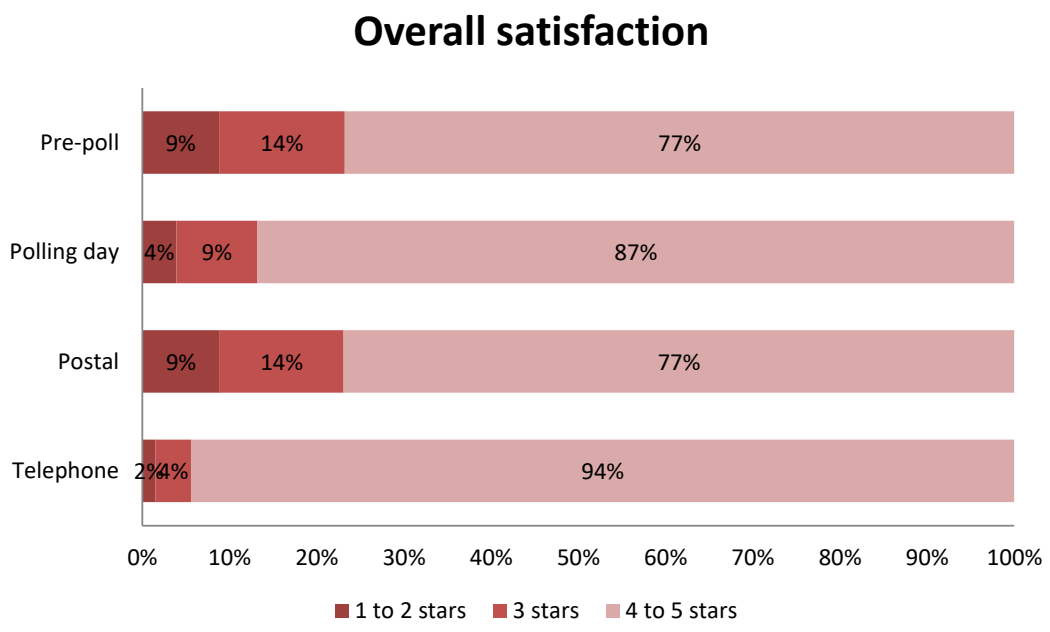

Voting processes

Voters experienced minimal waiting times at pre-poll centres and polling booths, with only 3% of respondents having to wait more than 10 minutes to vote. Polling day voters experienced slightly faster voting times than pre-poll voters, which may be attributed to increased staffing levels on polling day.

Figure 3.8: Time spent waiting to vote by pre-poll and polling day voters

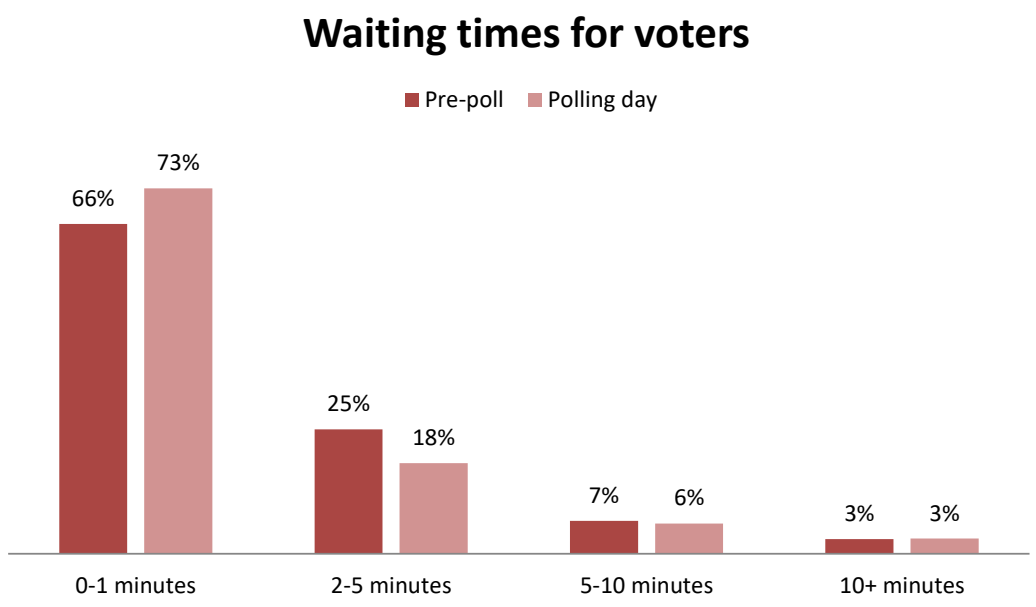

Over 89% of voters agreed that the polling staff at pre-poll centres and polling booths were helpful and knowledgeable, and less than 5% reported any level of disagreement. The voting instructions were also found to be clear and easy to understand by the majority of respondents (>89%). This result is meaningful considering 2017 marked the first time in which compulsory preferential voting replaced optional preferential voting in a State general election. It was therefore important for the Commission to ensure clarity of the voting instructions to reduce the rate of informal voting.

Over 91% of postal voters agreed that it was easy to apply for a postal vote, and that the postal vote was delivered in a timely and appropriate manner. The majority (61%) of postal voters applied for a postal vote online via the Commission's website; 27% applied by sending in a paper application form, and only 8% applied over the phone via the Commission's contact centre.

Access to voting services

The 'Voters' survey asked respondents whether they agreed that the polling place at which they voted was in a suitable location and was easily accessible. The results showed that the majority of voters agreed with this statement; however, the level of agreement was notably higher for polling booths (>90%) than for pre-poll centres (>78%). Further, 14% of pre-poll voters disagreed that the pre-poll centres were in a suitable location and were easily accessible, compared to just 6% of polling day voters.

The difference in results is likely attributed to the fact that there were far fewer pre-poll centres than polling booths, thus many voters would have needed to travel further for pre-poll voting, and there would have been fewer options for full access booths than on polling day. Respondents also commented on the lack of parking, signage and public transport options, as well as the high congestion on the roads and footpaths at many pre-poll centres. A number of respondents also suggested having a pre-poll centre available on Bribie Island, given that the area has such a high population of older residents, who would find it difficult to travel long distances.

Figure 3.9: Percentage of voters who agreed that polling places were in a suitable location

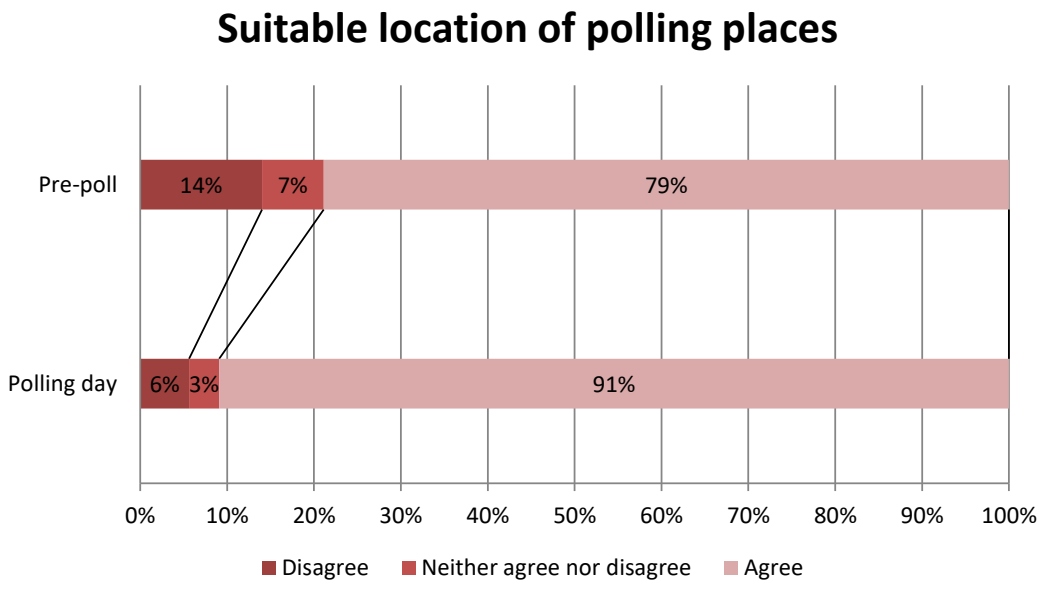

Figure 3.10: Percentage of voters who agreed that polling places were easily accessible

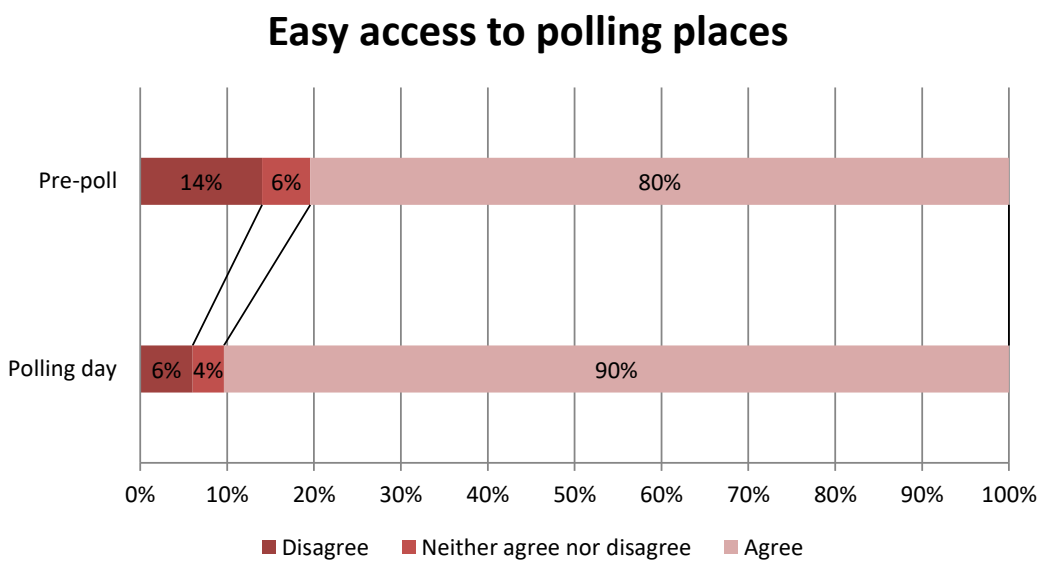

For the 2017 State General Election, telephone voting was offered to eligible electors, such as those with an impairment or disability, or those who lived more than 20 kilometres from the nearest polling booth. The feedback received from telephone voters was extremely positive; almost all (99%) of the respondents agreed that telephone voting is a beneficial service and that they would use it again.

The comments from telephone voters were predominantly complimentary, with many expressing their appreciation for the service and remarking on the helpfulness and friendliness of the Call Centre staff. The negative comments mostly related to issues with the registration process, such as long wait times and difficulty dialling in or remembering pin numbers. A number of respondents also stated that they would prefer to vote online.

Over 41% of all respondents surveyed indicated that they would prefer to vote via the internet at future elections. For postal voters, this was the most preferred method (50%), followed by voting by postal vote (40%). For pre-poll and polling day voters, internet voting was the second most preferred method, with the majority of respondents preferring to vote in the same way that they did at the 2017 State General Election; that is, pre-poll voters would most prefer to vote at a pre-poll centre (54%), while polling day voters would most prefer to vote at a polling booth (54%).

Figure 3.11: Most preferred voting methods for future elections

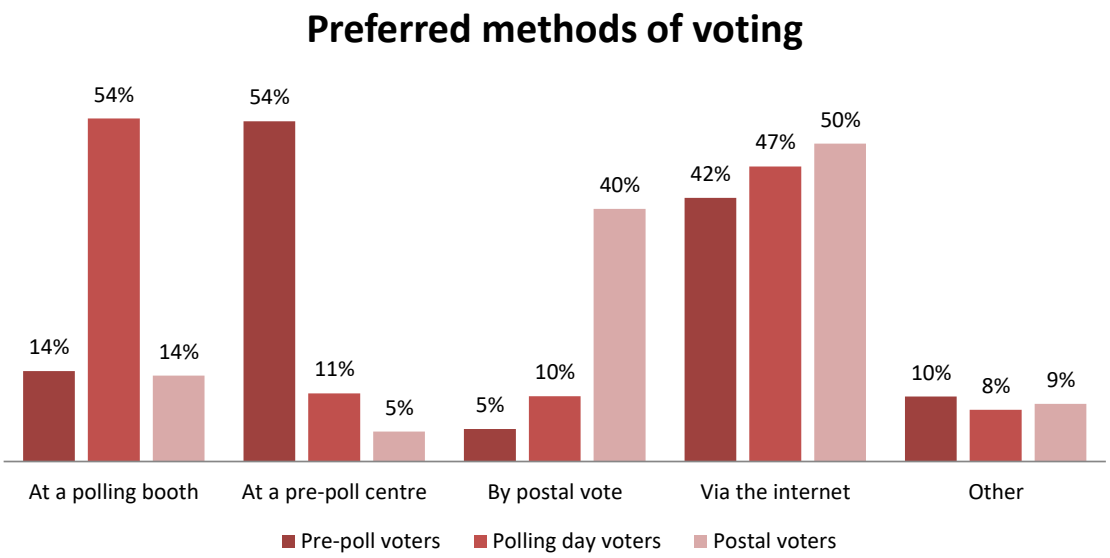

Communication

Across all voter types, television was found to be the most common medium through which respondents heard about the 2017 State General Election, followed by radio and internet. Only a quarter (25%) of all respondents heard about the election through the Voter Information Card (VIC), which was found to be more successful at promoting the election for polling day voters, compared to pre-poll or postal voters.

Figure 3.12: Most common mediums through which voters heard about the election

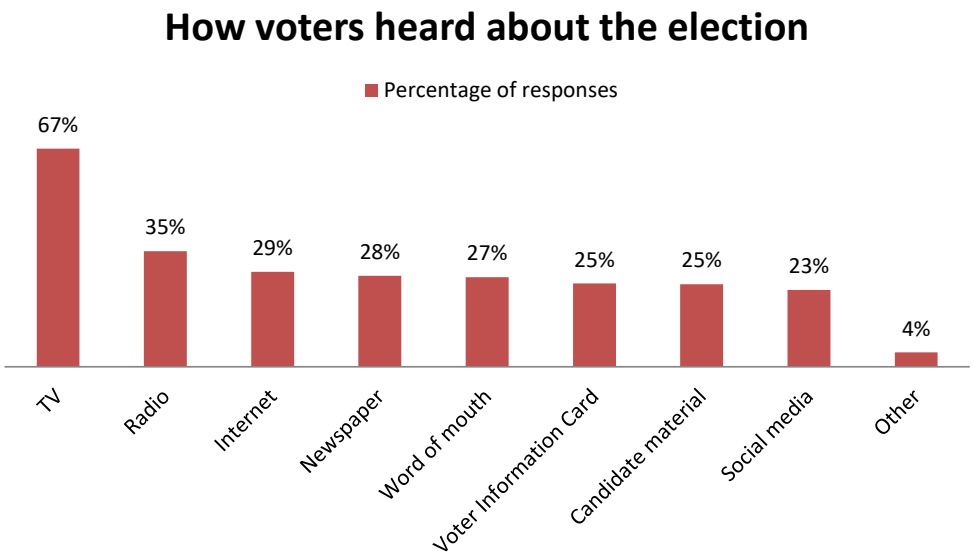

Evaluation Survey

Telephone voters were asked how they heard about the telephone voting service, and the most common responses were via the Commission's website and Facebook page (25%), through the Commission's contact centre (18%), from a family member or friend (14%), or through Vision Australia (12%).

Pre-poll and polling day voters were surveyed on the effectiveness of the VIC, and the majority (>65%) of respondents agreed that it was useful and informative. However, the results suggest that the VIC was more beneficial to polling day voters than to pre-poll voters. This may be due to the fact that only polling booth locations, and not pre-poll centres, were included on the VIC, and there was only a narrow timeframe between the dispatch of the VICs and the start of pre-poll, which meant a number of pre-poll voters would not have received the VIC before voting.

A relatively large percentage of both pre-poll and polling day voters neither agreed nor disagreed that the VIC was useful, and an analysis of the comments suggests this is mainly because they either did not receive the VIC or did not know what it was. This could signify a flaw in the Commission's reliance on postal delivery, or could alternatively be attributed to possibly inaccurate address data used for the VIC.

Some respondents who disagreed about the use of the VIC expressed concerns about the security of their information and the potential for voter fraud; others complained that it was a waste of resources. A number of respondents also suggested that the effectiveness of the VIC could be improved by positioning the voter's electorate on the front of the card, thereby making it more visible.

Figure 3.13: Percentage of voters who agreed the Voter Information Card was useful and informative

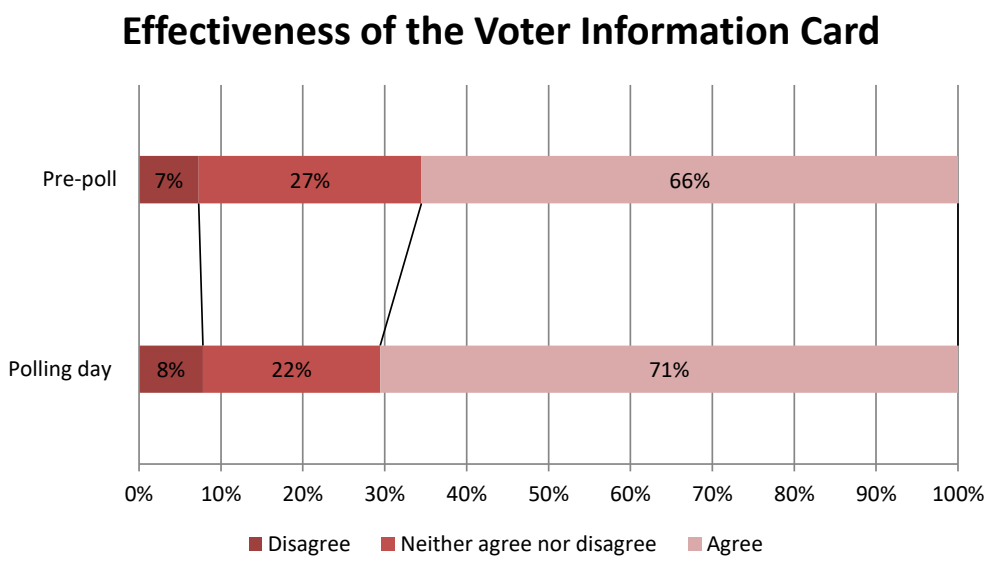

Candidates

A total of 105 candidates who contested the 2017 State General Election responded to the survey. 87% of respondents were not successfully elected, and 74% were endorsed by a registered political party at the election.

Figure 3.14: Number of responses received per candidate type

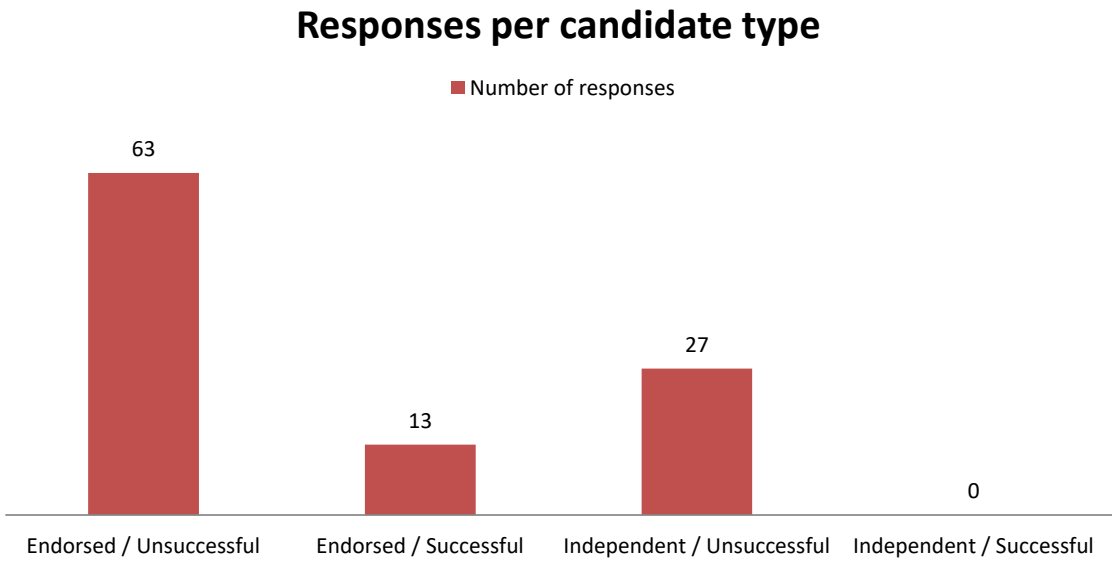

Key findings

Overall satisfaction

Although the results of the survey indicate that the majority of respondents had a positive experience at the election, candidates as a group gave the lowest average star rating (3.7 out of 5) and had the lowest percentage of overall satisfaction (66%) out of all the stakeholders who were surveyed.

Interestingly, those who were successfully elected gave a lower average rating (3.5) than those who were unsuccessful in the election (3.7). There was no difference in the ratings given by candidates who were endorsed by a registered political party (3.7) and those who were not (independent candidates) (3.7); however, there was a much higher percentage of independent candidates (23%) who gave a rating of 1 or 2 stars, compared to endorsed candidates (9%).

Figure 3.15: Average star rating per candidate type

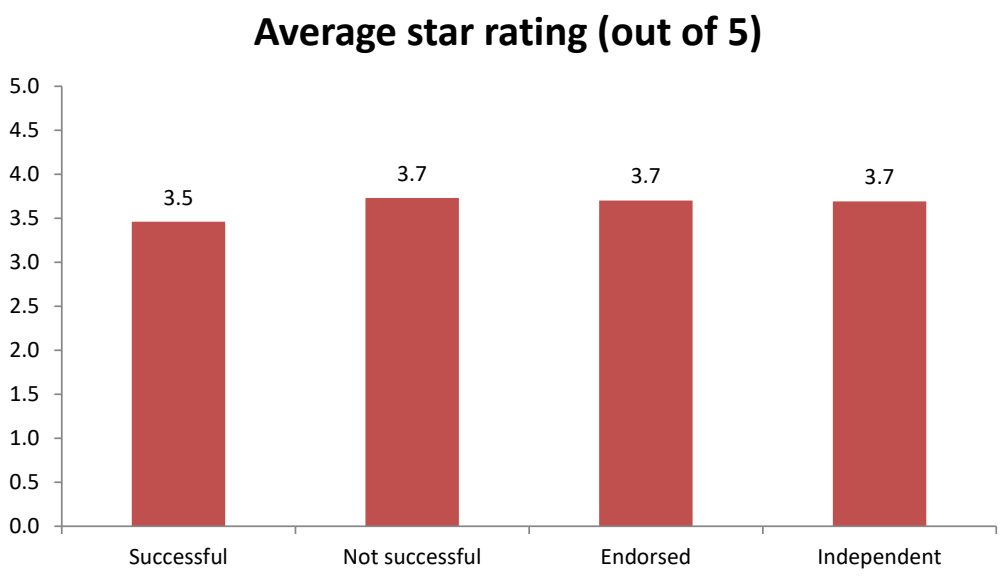

Figure 3.16: Overall satisfaction with the election based on star rating percentages per candidate type

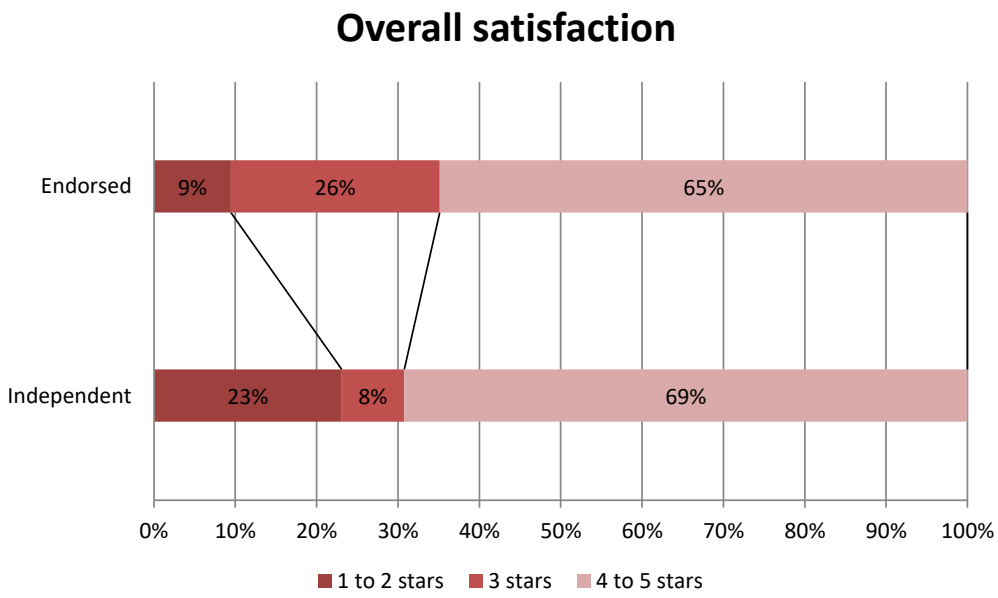

Nomination process

Roughly 10% of candidates answered “Not applicable” when surveyed about certain aspects of the nomination process, as nomination for endorsed candidates is typically handled by their political parties. Accordingly, these answers have not been factored into calculating the result averages.

Although the majority (80%) of respondents agreed that they were satisfied with the overall nomination process, the results demonstrate significant differences in the level of satisfaction between endorsed candidates (89%) and independent candidates (58%).

Figure 3.17: Percentage of candidates who agreed that they were overall satisfied with the nomination process

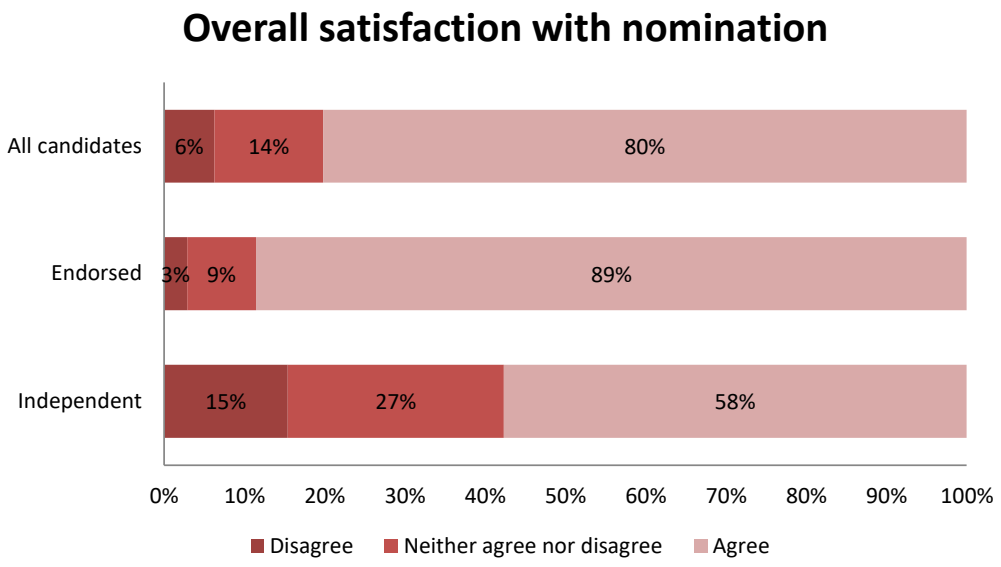

While over 90% of endorsed candidates agreed that there was sufficient information available to enable them to understand the nomination process, only 78% of independent candidates agreed with this statement, and 19% disagreed. Similarly, over 90% of endorsed candidates found the nomination forms clear and easy to use, compared to only 66% of independent candidates.

When asked whether the Commission provided adequate support throughout nomination, both endorsed and independent candidates had a similar level of agreement (>74%); however, 15% of independent candidates disagreed with this statement, compared to only 3% of endorsed candidates.

The question that produced the most significant difference in responses between candidate types related to the use of the online nomination facilities. Only 48% of independent candidates agreed that the online facilities were user-friendly, compared to 75% of endorsed candidates. Further, 37% of independent candidates disagreed with this statement, with several commenting that the online process was not clear, or that they experienced technical difficulties when trying to access the online facilities.

This disparity in responses is most certainly attributed to the fact that many of the endorsed candidates would have received much of the information and support around nomination from their political party, which would also perform the majority of the administrative work on the candidates' behalf. This is in contrast to independent candidates, who are required to be much more involved in the nomination process.

Figure 3.18: Percentage of endorsed candidates who agreed with statements about nomination

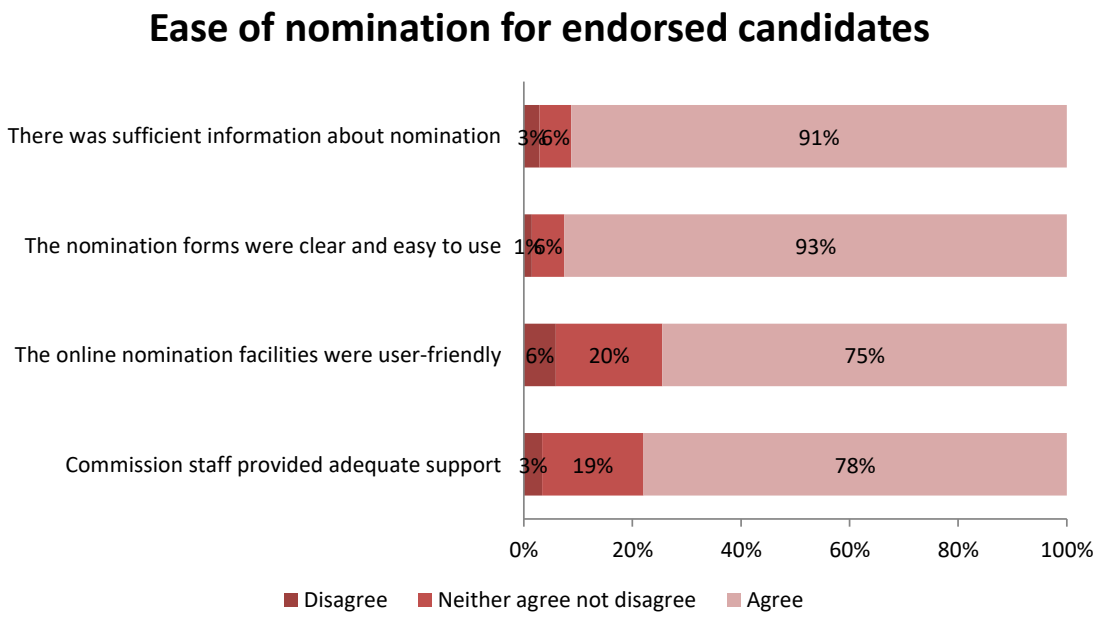

Figure 3.19: Percentage of independent candidates who agreed with statements about nomination

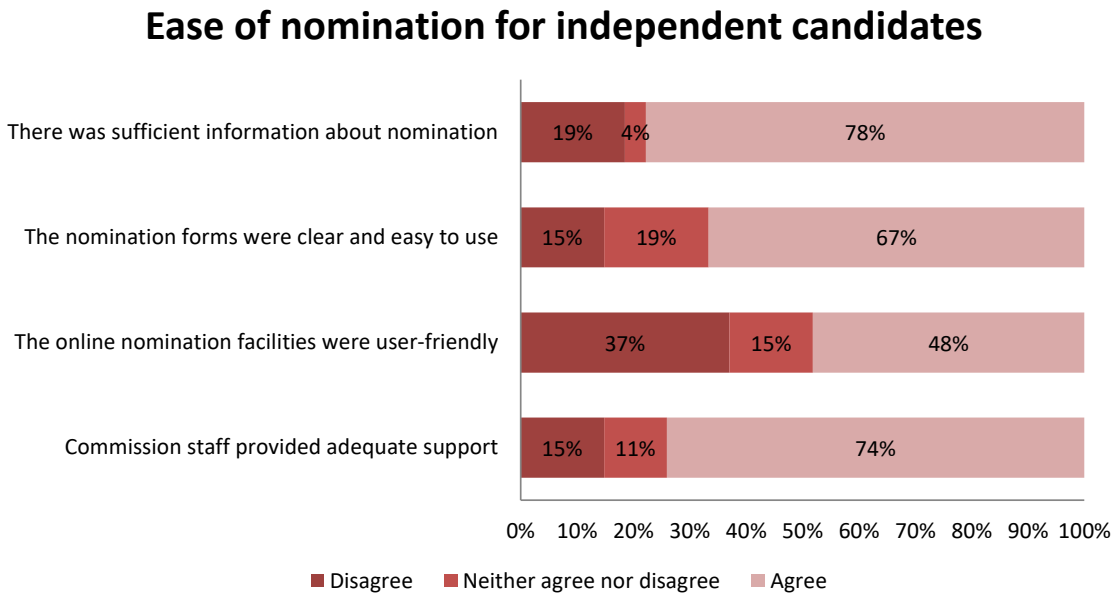

Candidate resources

The majority (89%) of independent candidates needed to contact the Commission for reasons other than their initial nomination, compared to only 42% of endorsed candidates. The returning officer was the main point of contact for all candidates, followed by the Commission's contact centre. The reasons for contact were most commonly related to electoral advertising and how-to-vote cards. Most respondents agreed that Commission staff were knowledgeable and responsive to their enquiries, though this result was relatively higher for endorsed candidates (90%) than for independent candidates (73%).

When asked about their understanding of their legal requirements as a candidate, the majority of respondents said they had a good understanding of all aspects; however, on average, candidates expressed to have a poorer understanding of electoral advertising and how-to-vote cards, and a better understanding about canvassing and financial disclosure.

The Commission's handbooks and website were the main sources of information used by independent candidates to find out about their requirements as a candidate. For endorsed candidates, political party representatives were their main source of information. The majority of respondents agreed that there was sufficient information available for them to understand their requirements as a candidate; however, this level of agreement was notably higher for endorsed candidates (84%) than for independent candidates (65%). Again, this variance is likely due to the additional support endorsed candidates received from their political party.

Respondents were surveyed about the effectiveness of the candidate pack, which contained a number of candidate resources such as handbooks, forms and the electoral roll. The majority (>68%) of both endorsed and independent candidates agreed that it was useful and delivered in a timely and appropriate manner. Many of those who disagreed with this statement remarked that they did not receive the pack at all.

Figure 3.20: Percentage of candidates who agreed with statements about candidate resources

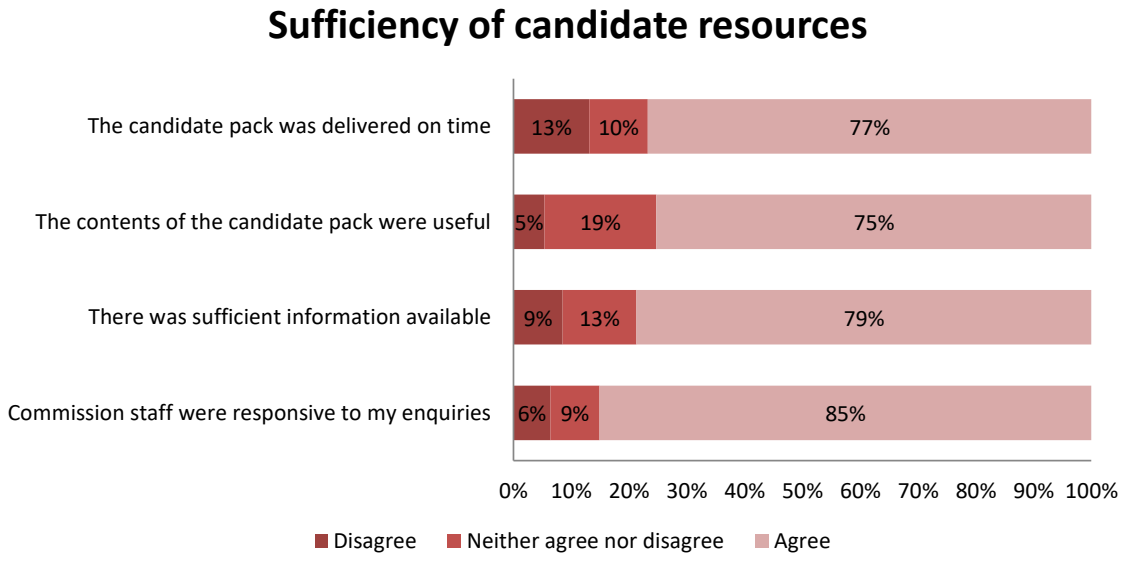

Evaluation Survey

Voting

Candidates were asked the same questions as pre-poll and polling day voters with regards to certain aspects of the voting experience. For these questions, there were no substantial differences between the responses of endorsed candidates and independent candidates. On the effectiveness of the VIC, the majority (59%) of candidates agreed that it was useful and informative; however, a significant proportion (37%) neither agreed nor disagreed in its benefit. 80% of candidates agreed that polling staff were helpful and knowledgeable, and 89% agreed that the ballot paper instructions were clear and easy to understand.

The aspect of voting that received the lowest approval from candidates related to the location and accessibility of polling places. Less than 60% of respondents agreed that the polling places within their electorate were in a suitable location and were easily accessible, and roughly 30% said they disagreed with these statements. The majority of the comments made by respondents around this matter referred to pre-poll centres specifically, rather than polling booths, which is consistent with the results from the 'Voters' survey. Candidates also raised similar concerns to voters, such as poor parking, lack of disability access, close proximity to other businesses, and high vehicle and foot traffic.

Figure 3.21: Percentage of candidates who agreed with statements about voting

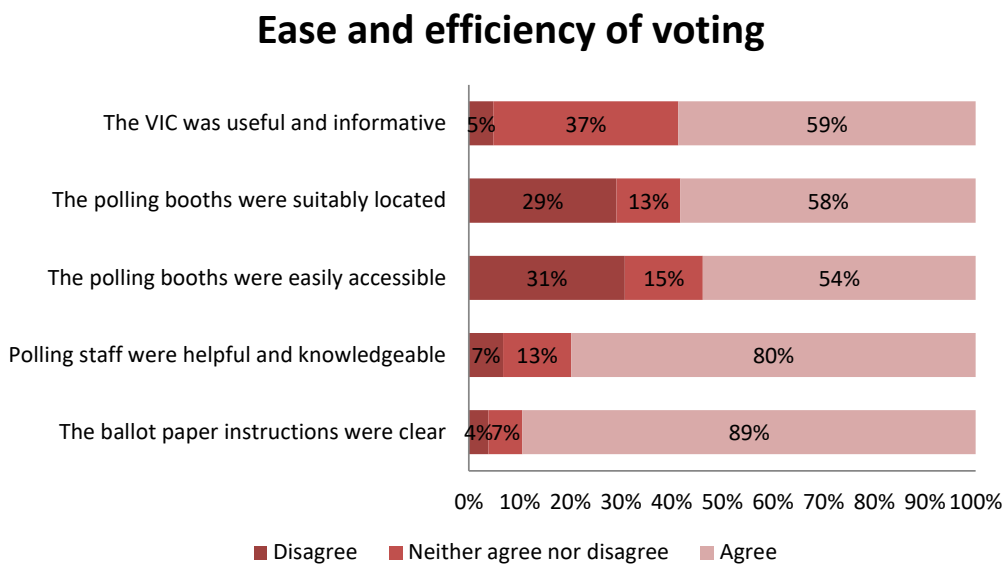

Returning Officers

A total of 69 returning officers who worked at the 2017 State General Election responded to the survey. Including this election, the majority (33%) of respondents had conducted a total of between four and six elections. For 19% of respondents, this was the first election they had worked at as a returning officer.

Figure 3.22: Number of responses received per number of elections conducted as a returning officer

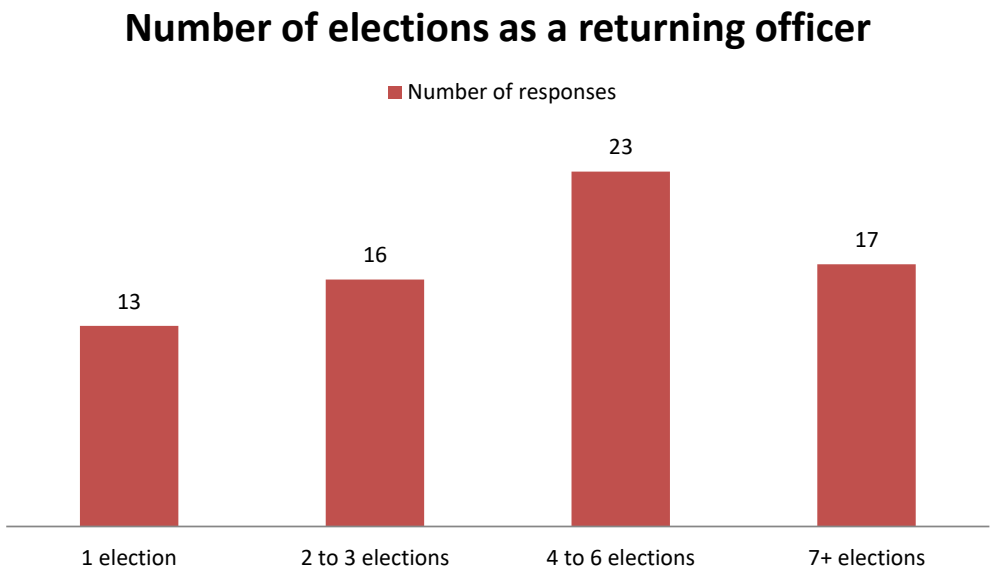

Key Findings

Overall satisfaction

Returning officers gave their overall experience at the 2017 State General Election an average star rating of 3.9 out of 5, with an overall level of satisfaction of 75%. This is the second lowest rating after candidates.

There was considerable variance in the ratings given by respondents based on their prior experience as a returning officer. On average, respondents who had conducted less than four elections as a returning officer gave a higher rating (4.4) than those who had conducted four or more elections (3.6). Respondents who had worked at four to six elections gave the lowest average rating (3.1).

Figure 3.23: Average star rating per number of elections conducted as a returning officer

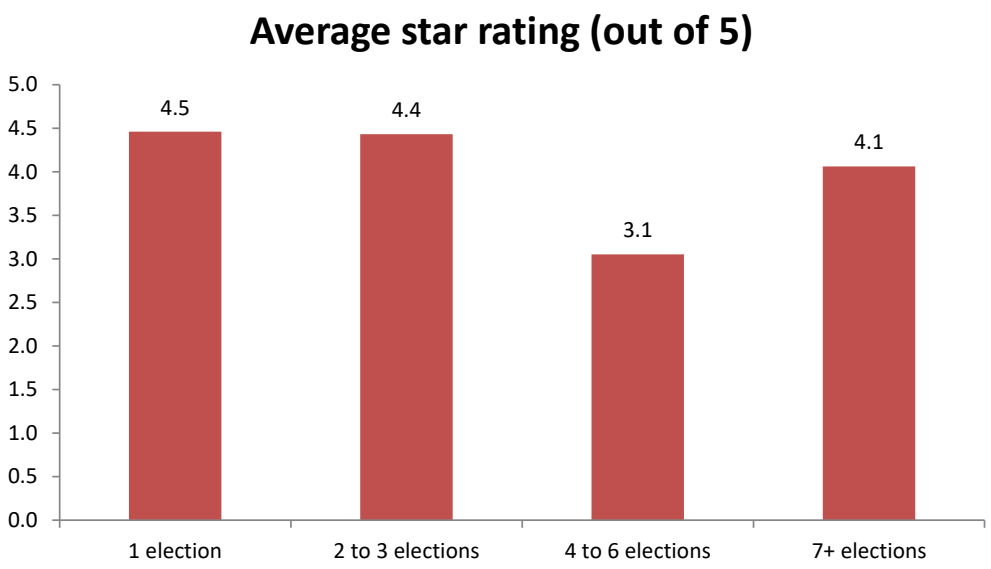

Support

88% of returning officers were satisfied with the level of support provided by the Commission. This included the support provided by the contact officers, IT help desk, and general staff. A number of respondents suggested that the work hours of the contact officers and IT staff should mirror those of the returning officers, so that support could be provided outside of normal business hours.

Only 59% of respondents said they were satisfied with the level of remuneration they received for the election, and 21% said they were dissatisfied. A number of respondents remarked that the pay was inadequate considering the amount of work and responsibility required to be a returning officer.

Training and resources

Returning officers were asked to rate the sufficiency of the training programs and resources provided by the Commission in allowing them to perform their duties effectively and efficiently. The Commission's user guides and handbooks were found to be the most beneficial training resources, while the Learning Management System (LMS) was found to be the least. Almost a quarter (24%) of respondents rated the LMS as being fair to poor as a training resource for returning officers.

The live webinars were also rated poorly as a training resource, with many respondents citing technical issues, such as difficulties accessing or hearing the webinars, as reasons for its shortcoming. Some returning officers suggested providing transcripts or making the webinars available post-recording for those who are unable to attend or who experience technical difficulties during the live sessions. Others suggested replacing the webinars with regular information bulletins.

Figure 3.24: Ratings of training programs and resources in enabling returning officers to perform their duties

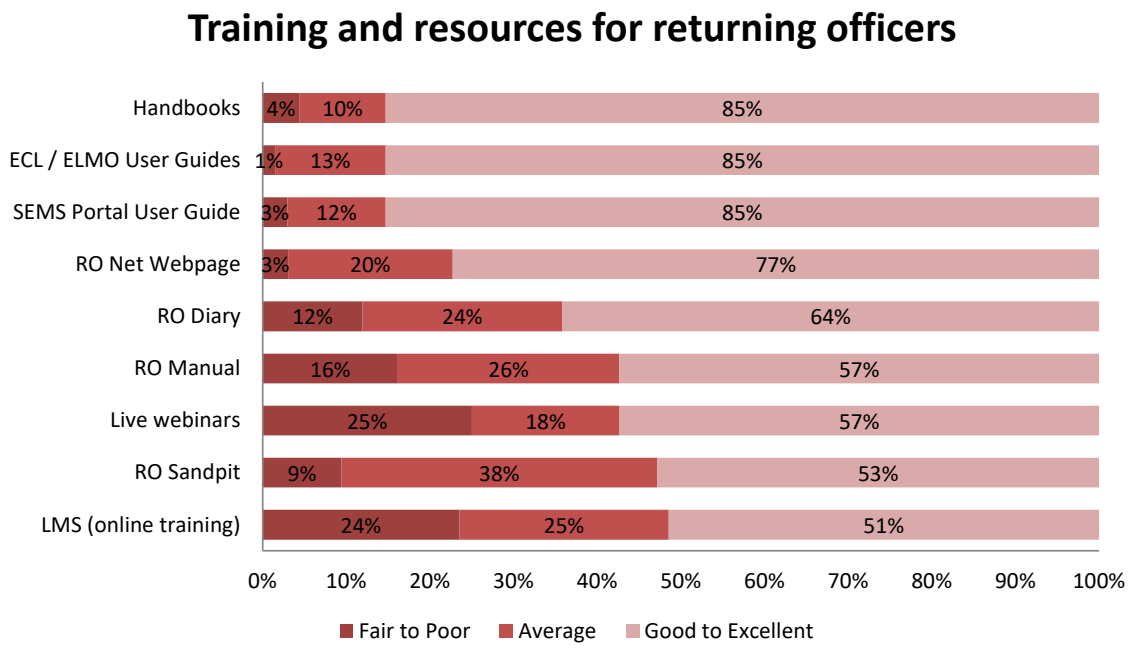

Returning officers were also asked to rate the sufficiency of the training programs and resources in enabling their staff to perform their duties. The supervisor face-to-face training and the Commission's handbooks were rated as good to excellent resources by over 70% of respondents. In contrast, only 39% rated the LMS as good to excellent, and 31% rated it as fair to poor.

Figure 3.25: Ratings of training programs and resources in enabling returning officers' staff to perform their duties

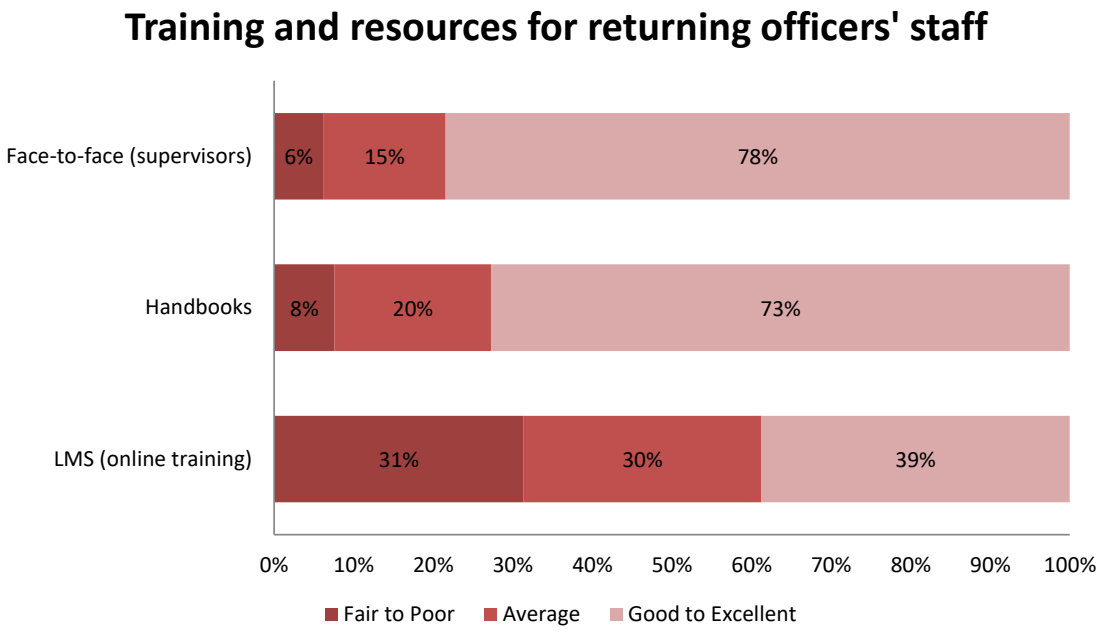

Evaluation Survey

Accommodation and materials

When asked about the process of leasing accommodation for the election, 84% of returning officers agreed that it was easy to find and secure appropriate polling booths; however, only 40% agreed the same about leasing their own offices. This statement also had a strong level (34%) of disagreement from respondents, with many commenting on the difficulty of sourcing a suitable returning officer office within their area that met the Commission's specifications and fell within the allocated budget.

Almost all (97%) of the returning officers agreed that the polling booth and office materials were delivered in a timely and appropriate manner; 88% agreed the same in regards to the electronic equipment. The majority (81%) of respondents agreed that the forms and materials were clear and easy to use, though a number expressed concerns about the amount of time it took to upload the electoral rolls onto the Electronic Certified List laptops (ECLs). 96% of returning officers agreed that Commission staff were helpful and responsive to any issues or requests for additional resources or materials, with several specifically complimenting the work of the warehouse staff.

Figure 3.26: Percentage of returning officers who agreed with statements about accommodation and materials for the election

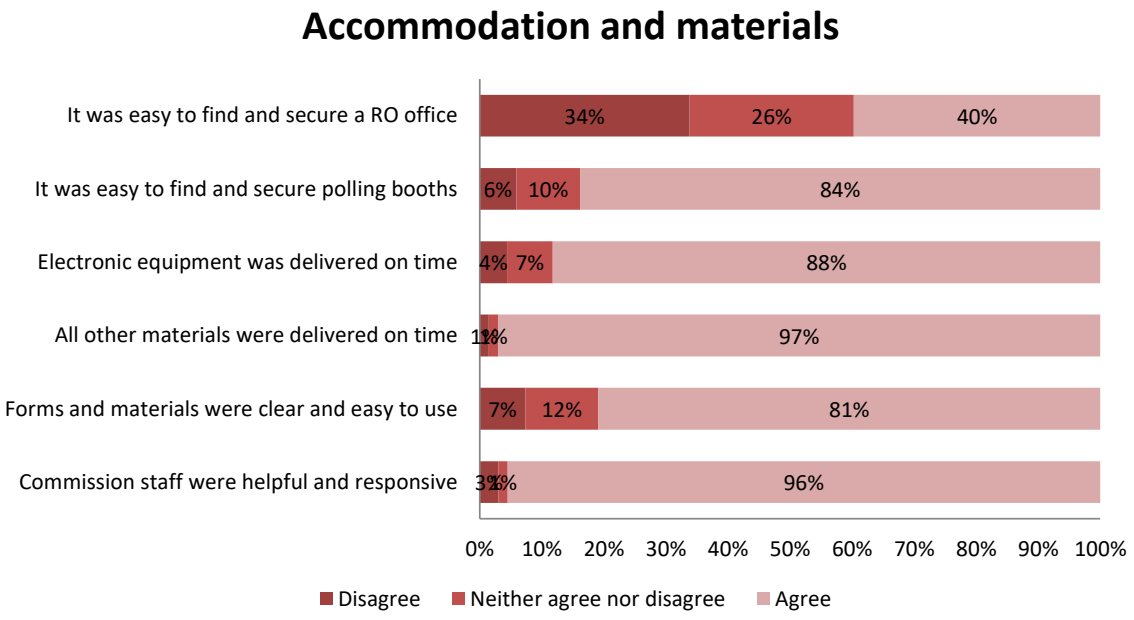

Election processes

The ballot draw was found to be the easiest and most effective election process performed by returning officers, with 97% of respondents rating it as good to excellent. The next highest rated process was the nomination of candidates (88%), followed by entering of results (84%), and then scrutinising of votes (75%).

82% of returning officers indicated that they had a good understanding of the legal requirements concerning how-to-vote cards, and 91% agreed that the Commission provided adequate support and advice throughout the how-to-vote card process. 73% agreed that the assessment and approval process for how-to-vote cards was easy and effective, while a fair proportion (22%) neither agreed nor disagreed; however, the comments indicate that this may be due to a number of returning officers not receiving any how-to-vote cards from independent candidates in their electorate, and therefore were unable to rate the effectiveness of the process. Less than 20% of returning officers experienced issues in relation to how-to-vote cards on polling day, and it can be deduced from the comments that the majority of these issues were promptly resolved by the Commission.

Voting processes

Almost all (94%) of the respondents agreed that the VIC improved the Commission's services to electors; however, as with the 'Voters' survey, a number of returning officers suggested that the VIC should display the name of the electorate on the front of the card, and should include the locations of pre-poll and all-district centres in addition to polling booths. A couple of respondents also raised concerns about the secure destruction of VICs, indicating that they were not specifically advised by the Commission about how to properly dispose of them after the election.

The vast majority of respondents agreed that the electronic roll devices were easy to use and effective in processing elector votes; however, the ECLs received a higher level of advocacy from returning officers (100%) compared to the Electronic Lookup and Mark Off tablets (ELMOs) (87%).

57% of returning officers experienced incidents of unacceptable behaviour by political supporters at polling booths in their electorate. Most of these incidents were dealt with through the returning officer speaking to the person or persons involved, and in only five cases were the police or council required to be notified.

Evaluation Survey

Staffing

Returning officers ranked the appointment of election staff as the most difficult election process, with only 54% rating it as good to excellent, and 22% rating it as fair to poor. Respondents expressed frustration that the process was laborious and cumbersome, and that the system used to appoint staff had a number of shortfalls.

For example, numerous respondents raised concerns that, because applicants were able to indicate preferences for positions across multiple electorates, other returning officers were able to “poach” staff who had selected their electorate as their second preference. As a solution, many respondents suggested that returning officers should only be able to make offers to applicants who had indicated their electorate as their first preference, at least for the initial few days or the first week of the appointment process.

Another common issue raised by respondents was that, if an applicant declined an offer or withdrew their expression of interest, their names would nevertheless remain on the system, making it difficult for the returning officers to sort through staff and easily identify those who were still available to work.

Respondents also remarked on the time-consuming nature of various aspects of the system. For example, many returning officers said that they spent a large amount of time “chasing up” staff to provide their bank or tax details, or to complete their training, either due to user error or faults with the system itself. Others commented that there was no easy way to filter applicants by their level of experience, which made the process of allocating staff much more arduous.

Although the majority (76%) of respondents agreed that there were appropriate levels of staff allocated to the polling booths in their area, almost 40% of those who commented said that the booths were, in fact, overstaffed in most cases. Many suggested that this was due to the reduced turnout on polling day caused by an increase in the number of pre-poll voters. Several respondents also remarked on the oversupply of booth assistants, and the lack of a dedicated queue controller at polling booths. Only 18% of returning officers said they found it difficult to carry out the required tasks on the Sunday after polling day, with several respondents commenting positively about the additional staff provided.

Less than 10% of returning officers experienced problems with budget allocation or prompt payments of accounts; however, a number of respondents commented that the initial allocation of casual staff hours was insufficient, particularly taking into account the additional workload required for declared institutions.

Polling Officials

A total of 5,497 polling officials who worked at the 2017 State General Election responded to the survey. For the majority (31%) of respondents, this was the first election they had worked at as a polling official. The second largest proportion of respondents (27%) had worked at seven or more elections, including the 2017 State General Election.

Figure 3.27: Number of responses received per number of elections conducted as a polling official

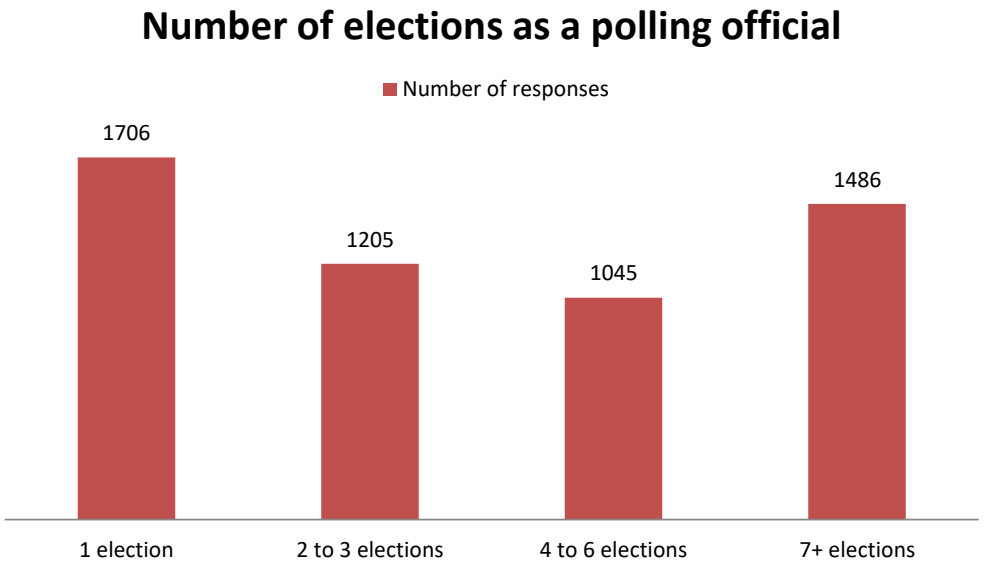

Key Findings

Overall satisfaction

The general feedback from polling officials in relation to their experience working at the 2017 State General Election was extremely positive. This group gave the highest average star rating out of all the stakeholders surveyed (4.4 out of 5), and it also had the highest overall percentage of satisfaction with 91%. Further, almost all (97%) of the polling officials surveyed indicated that they would reapply for appointment at future elections.

Unlike for the 'Returning officers' survey, there was little to no difference in the average star ratings given by polling officials when comparing their levels of experience working at elections.

Evaluation Survey

Support

The majority (>90%) of polling officials agreed that the election forms and directions provided by the Commission were clear and simple, and that the policies and procedures relevant to their work area were easy to understand and apply. The results of the survey also indicate that polling officials were satisfied with the level of support provided by the Commission, with 91% of respondents agreeing that they received adequate support from their returning officer, and 91% agreeing that Commission staff were helpful and responsive to any issues or questions they had during their time as a polling official.

Figure 3.28: Percentage of polling officials who agreed with statements about the support provided by the Commission

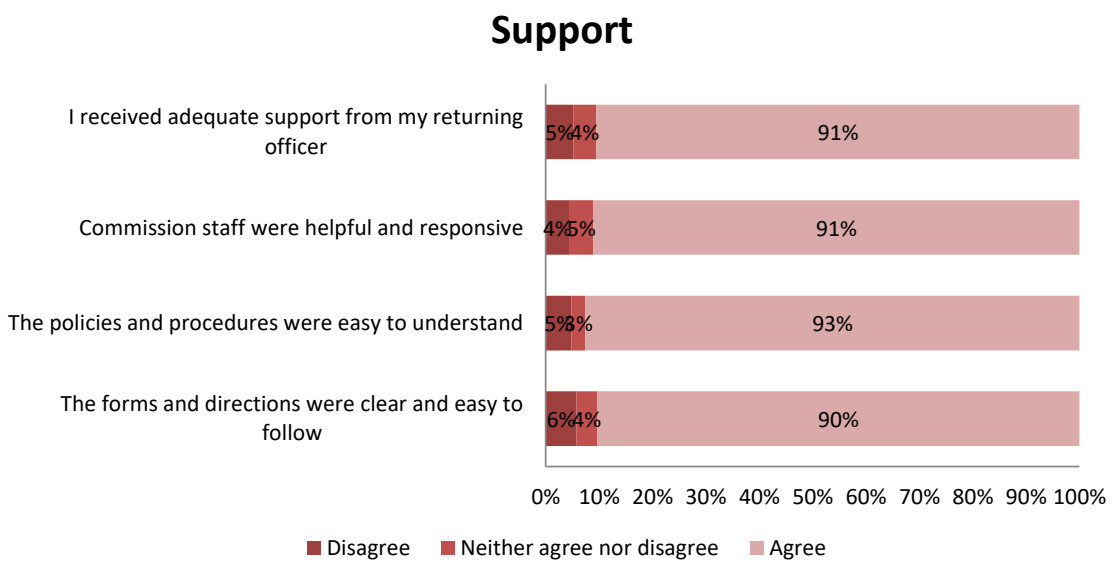

The vast majority (81%) of polling officials said they were satisfied with their remuneration for the election, and only 5% said they were dissatisfied. 19% of those who indicated dissatisfaction with their remuneration answered 'No' when asked if they would reapply for appointment as a polling official at future elections.

Training and resources

Similar to the 'Returning officers' survey, polling officials were asked to rate the sufficiency of the training programs and resources provided by the Commission in allowing them to perform their duties effectively and efficiently. The feedback was overall positive, with at least 85% of respondents rating each type of program or resource as good to excellent. This is in contrast to the response from returning officers, who gave the same resources a much poorer rating in terms of their benefit to staff. For example, while 85% of polling officials rated the LMS training as good to excellent, only 39% of returning officers indicated the same.

Figure 3.29: Ratings of training programs and resources in enabling polling officials to perform their duties

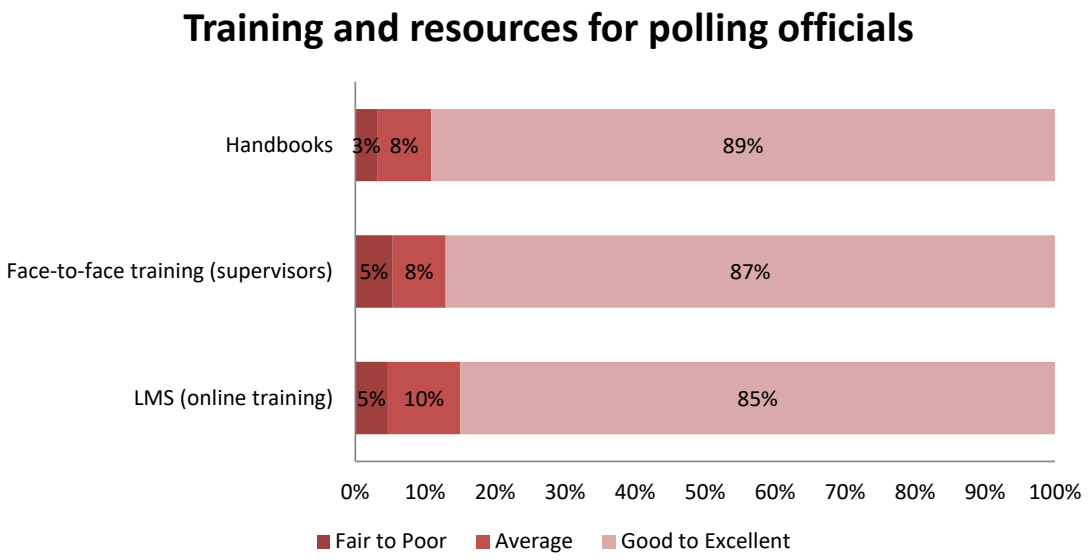

Voting processes

The majority (89%) of respondents agreed that the VIC improved the Commission's services to electors; though, again, one of the most common suggestions to improve the effectiveness of the VIC was that it should highlight the name of the electorate on the front.

Consistent with feedback from the returning officers, most polling officials agreed that the electronic roll devices were easy to use and effective in processing elector votes, with the ECLs again receiving stronger agreement levels (96%) compared to the ELMOs (89%).

ECQ Staff

A total of 24 Commission staff members responded to the survey. The questions for this particularly survey only captured subjective data; therefore, there are no distinguishable profiles for the types of respondents.

Key Findings

Overall satisfaction

The results of the survey indicate that the majority of Commission staff had a positive experience at the 2017 State General Election, as the average star rating given by respondents was 4.0 out of 5, and the overall level of satisfaction was 75%. Further, 0% of respondents gave a star rating of less than 3, indicating that none of the Commission staff who responded to the survey were dissatisfied with their overall experience at the election.

Evaluation Survey

Communication

The majority (74%) of respondents said that they were satisfied with the overall level of communication provided during the election; however, the results demonstrate that certain areas can be improved. For example, only 50% of respondents agreed that there was open and efficient communication between work areas during the election, and 21% disagreed with this statement. Several respondents commented on the need for greater communication from ICT and senior management, while one respondent said there was a 'hard divide' between the operational areas of the Commission and other staff.

17% of respondents indicated that they were not kept up to date with developments relevant to their work area, and the information they needed to perform their duties was not provided in a timely manner.

Figure 3.30: Percentage of Commission staff who agreed with statements about communication during the election

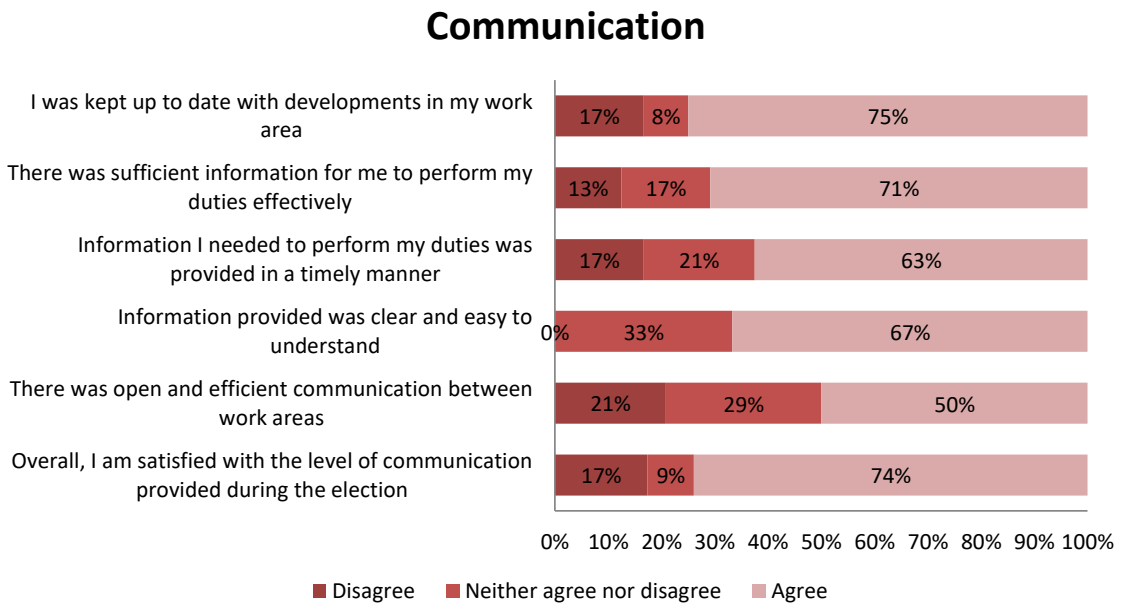

Training and resources

The majority (75%) of respondents agreed that there were sufficient resources available to enable them to perform their election duties effectively. 71% of respondents also agreed that the policies and procedures relevant to their work area were easy to understand and apply.

Only 58% of Commission staff agreed that they received sufficient training to enable them to perform their duties effectively, and a significant proportion (38%) of respondents neither agreed nor disagreed with this statement.

Figure 3.31: Percentage of Commission staff who agreed with statements about training and resources

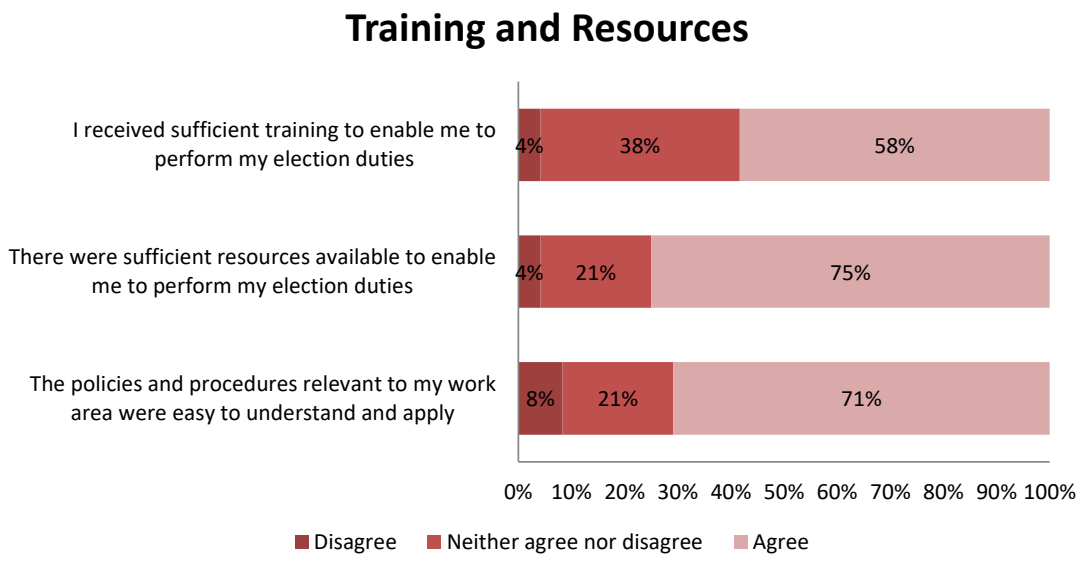

Support

84% of respondents said they received an adequate level of support during the election. When asked what steps the Commission could take to alleviate the pressure on staff during election periods, the most common suggestions from respondents were to improve staff numbers, training and workloads, increase interdepartmental communication, and allow more flexibility on overtime.

Initiatives

Commission staff were asked whether they thought any changes that were implemented for the 2017 State General Election worked well. The most frequent response to this question was the Commission's use of project plans. There were few consistent responses when staff were asked what changes were unsuccessful, though two respondents objected to having every returning officer entry as an entry above the line for Direct Data Entry.

Evaluation Survey

Conclusion

The evaluation survey for the 2017 State General Election enabled the Commission to obtain valuable feedback from a wide range of participants. The results from the survey were largely positive, with the majority of stakeholders indicating satisfaction with the overall performance and services provided by the Commission at the election.

Key strengths were demonstrated in the Commission's voting processes, customer service delivery, sufficiency of resources and materials, clarity of information, and support of internal stakeholders.

The survey results also highlighted areas that require additional attention from the Commission, such as the accessibility of voting services, the effectiveness of communication and training programs, the ease and efficiency of election processes used by candidates and returning officers, and the appropriateness of staffing levels.

The Commission commits to future engagement with stakeholders to monitor satisfaction with its performance at Queensland State and Local Government elections and to ensure continual improvement of its services.

ELECTORAL COMMISSION
QUEENSLAND

W: www.ecq.qld.gov.au

E: ecq@ecq.qld.gov.au

T: 1300 881 665

P: GPO Box 1393
BRISBANE QLD 4001