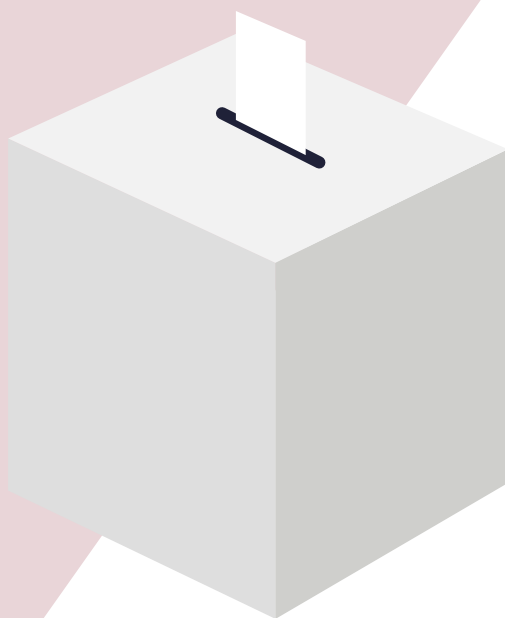




Electoral Commission
QUEENSLAND



2020
BUNDAMBA AND CURRUMBIN
STATE BY-ELECTIONS
Report on the elections




Interpreter statement

The Electoral Commission of Queensland is committed to providing accessible services to Queenslanders from all culturally and linguistically diverse backgrounds. If you have difficulty in understanding the elections report, you can contact us by telephone 1300 881 665 and we will arrange an interpreter to effectively communicate the document to you.

Copyright

© *Electoral Commission of Queensland* 2020



This by-elections report is licensed by the Electoral Commission of Queensland under a Creative Commons Attribution (CC BY) 4.0 International licence.

In essence, you are free to copy, communicate and adapt this document, as long as you attribute the work to the Electoral Commission of Queensland. To view a copy of this licence, visit <http://creativecommons.org/licenses/by/4.0/>

Content from this document should be attributed as the Electoral Commission of Queensland 2020 Bundamba and Currumbin by-elections: Report on the elections.

This report is available for downloading from the ECQ website www.ecq.qld.gov.au. Enquiries and requests for a paper copy of this document may be directed to:

Electoral Commission of Queensland

Telephone: 1300 881 665

Website: www.ecq.qld.gov.au

Email: ecq@ecq.qld.gov.au

Post: GPO Box 1393
BRISBANE QLD 4001

I Contents

Contents

Introduction	2
By-election Snapshot	3
Bundamba	3
Currumbin	4
By-election Timetable	5
Bundamba	5
Currumbin	6
Voter Services	7
Election delivery and COVID-19	7
Enrolment	7
Election day voting	7
Early voting (pre-poll)	8
Postal voting	8
Electronically assisted voting (Telephone voting)	8
Other services	9
ECQ Service Centre	9
Election Results	10
Counting the votes	10
Evaluation of Informal Voting	11
Overview	11
Methodology	12
Review results	12
Conclusion	15
Appendices	16



File number: CIM/000002



**Electoral
Commission**
QUEENSLAND

11 September 2020

The Honourable Yvette D'Ath MP
Attorney-General and Minister for Justice
Leader of the House
1 William Street
BRISBANE QLD 4000

Dear Attorney-General

On behalf of the Electoral Commission of Queensland, I am pleased to submit for presentation to the Queensland Parliament, the 2020 Bundamba and Currumbin State By-Elections – Report on the Elections.

In accordance with section 18(2) of the *Electoral Act 1992*, the report details the operation of part 7 of the *Electoral Act* in relation to the by-elections held on Saturday, 28 March 2020.

Yours sincerely

Pat Vidgen PSM FGIA
Electoral Commissioner

Introduction

In February 2020, two writs were issued to fill vacancies in the Queensland Parliament electoral districts of Bundamba and Currumbin. The delivery of the by-elections coincided with the local government elections, with all three events held on Saturday, 28 March 2020.

- ▶ His Excellency the Honourable Paul de Jersey AC, Governor of Queensland, issued a writ on 6 February 2020, for a by-election in the electoral district of Currumbin following the resignation of Mrs Janet Stuckey. The writ was issued under section 83(1)(b) of the *Electoral Act 1992*, which requires the Governor to issue a writ to fill a vacancy that arises when the Legislative Assembly is not sitting.
- ▶ The Honourable Curtis Pitt MP, Speaker of the Legislative Assembly of Queensland, issued a writ on 24 February 2020, for a by-election in the electoral district of Bundamba following the resignation of Mrs Jo-Ann Miller. The writ was issued by the Speaker under section 83(2) of the *Electoral Act 1992*, as a result of the Parliament being in session at the time of the member's resignation.

These were the first by-elections held during the term of the 56th Parliament and the 383rd and 384th by-elections for the Queensland Parliament since 1860.

The delivery of two State by-elections in conjunction with a local government quadrennial elections would under ordinary circumstances be a significant logistical exercise. In this instance, these events were delivered during the unfolding coronavirus (COVID-19) global pandemic, which created additional service delivery challenges and the need for dynamic responses to a rapidly changing health and safety landscape.

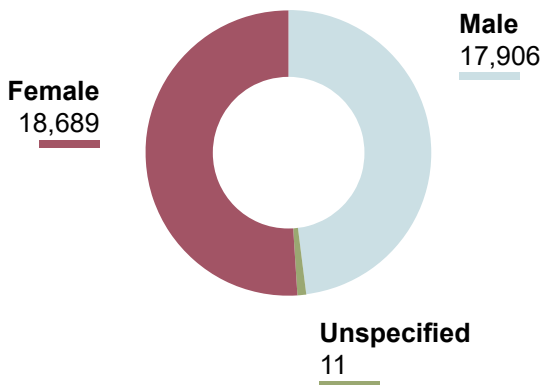
Of the four candidates nominated for each electorate, Mrs Laura Gerber, Liberal National Party of Queensland (LNP) was elected to represent the Currumbin electorate, and Mr Lance McCallum, Australian Labor Party (State of Queensland) was elected to represent the Bundamba electorate.

Following the finalisation of election results, the writs for both by-elections were returned on Thursday, 9 April 2020. The names of the elected candidates were published in the Queensland Government Gazette on the same day. A copy of the writs and gazetted results notices are available at Appendix A.

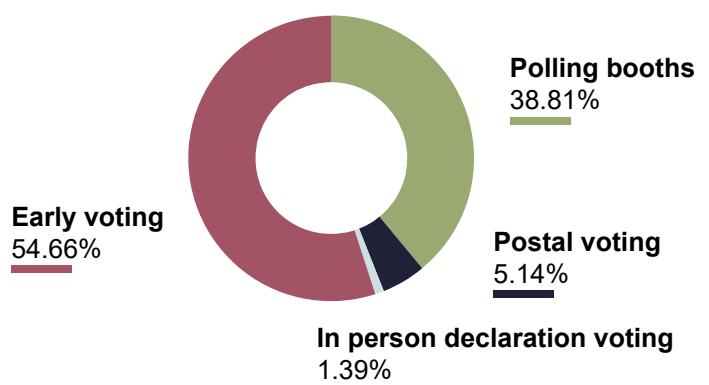
By-election Snapshot

Bundamba

Total enrolment
36,606



Votes taken (%)
24,297



Voter turnout
24,297
66.37%

Informal votes
2,644
10.88%

148
Polling officials



6
Early voting centres

15
Election day polling booths

Candidates in ballot paper order

1. Sharon Bell
PAULINE HANSON'S ONE NATION
2. Lance McCallum
AUSTRALIAN LABOR PARTY
3. Danielle Mutton
THE GREENS
4. Robert Shearman
LNP

Returning Officer (RO): Ms Wendy O'Sullivan

RO Office: Units 1, 2 and 3, 14 Coal St
BUNDAMBA QLD 4304

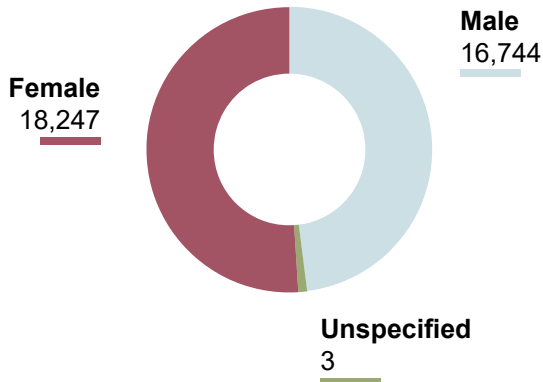
Voting system: Full preferential voting

Election result: Mr Lance McCallum (Australian Labor Party) won after the distribution of preferences.

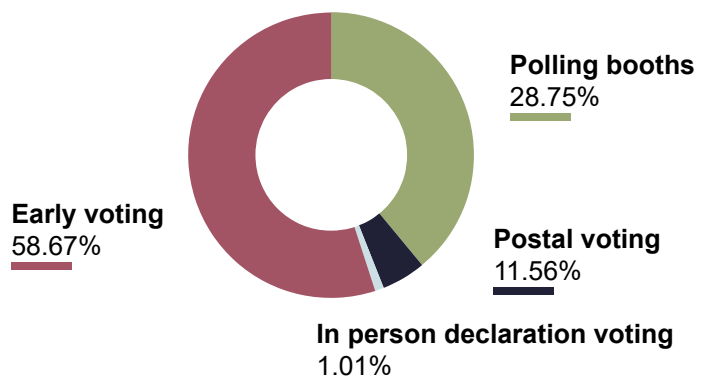
By-election Snapshot

Currumbin

Total enrolment
34,994



Votes taken (%)
25,008



Voter turnout
25,008
71.46%

Informal votes
2,023
8.09%

135
Polling officials



12
Early voting
centres

12
Election day
polling booths

Candidates in ballot paper order

1. Laura Gerber
LNP
2. Sally Spain
THE GREENS
3. Nicholas Bettany
PAULINE HANSON'S ONE NATION
4. Kaylee Campradt
AUSTRALIAN LABOR PARTY

Returning Officer (RO): Ms Debbie Rowe

RO Office: 6/53 Township Drive
BURLEIGH HEADS QLD 4220

Voting system: Full preferential voting

Election result: Mrs Laura Gerber (LNP) won after the distribution of preferences.

By-election Timetable

Bundamba

Issue of Writ	Monday, 24 February 2020
Close of Electoral Roll	5.00pm Friday, 28 February
Close of Nominations for Candidates	12.00pm (Noon) Tuesday, 3 March
Ballot Paper Draw	Tuesday, 3 March
Postal Voting Applications	Start: Monday, 24 February End: 7.00pm Monday, 16 March
Early Voting (In Person)	Start: 9.00am Monday, 16 March End: 6.00pm Friday, 27 March
Electronically Assisted Voting (Telephone)	Start: 9.00am Monday, 16 March End: 6.00pm Saturday, 28 March
How To Vote Card Lodgement Cut-Off	5.00pm Friday, 20 March
Election Day	8.00am to 6.00pm Saturday, 28 March
Deadline for Completing Postal Votes	6.00pm Saturday, 28 March
Cut-Off for Return of Postal Votes	5.00pm Tuesday, 7 April
Return of Writ	Thursday, 9 April
Deadline for Challenge	Thursday, 16 April

By-election Timetable

Currumbin

Issue of Writ	Thursday, 6 February 2020
Close of Electoral Roll	5.00pm Wednesday, 12 February
Close of Nominations for Candidates	12.00pm (Noon) Thursday, 13 February
Ballot Paper Draw	Thursday, 13 February
Postal Voting Applications	Start: Thursday, 6 February End: 7.00pm Monday, 16 March
Early Voting (In Person)	Start: 9.00am Monday, 16 March End: 6.00pm Friday, 27 March
Electronically Assisted Voting (Telephone)	Start: 9.00am Monday, 16 March End: 6.00pm Saturday, 28 March
How To Vote Card Lodgement Cut-Off	5.00pm Friday, 20 March
Election Day	8.00am to 6.00pm Saturday, 28 March
Deadline for Completing Postal Votes	6.00pm Saturday, 28 March
Cut-Off for Return of Postal Votes	5.00pm Tuesday, 7 April
Return of Writ	Thursday, 9 April
Deadline for Challenge	Thursday, 16 April

Voter Services

The ECQ offered a variety of services to encourage and enable eligible Queenslanders to enrol to vote, cast a formal ballot and have confidence in the accuracy of election results. Due to the evolving environment imposed by COVID-19, the service delivery model for the by-elections was subject to ongoing review. The ECQ regularly consulted with and acted upon the advice of Queensland's Chief Health Officer during the election, adapting to new health guidelines and adopting best-practice measures to ensure the safety and security of voters, election staff and the Queensland community.

Election delivery and COVID-19

In planning for electoral events, the ECQ reviews previous elections and makes allowances for expected variations and trends in voting patterns, such as increasing early voting numbers. For the 2020 local government elections and the State by-elections, the ECQ planned for an election day voter turnout of approximately 60 per cent, with early voting and postal voting expected to reach around 30 per cent and 10 per cent respectively.

On 11 March 2020, COVID-19 was officially declared a pandemic by the World Health Organization (WHO), with social distancing, hygiene and other measures being introduced both federally and at the state level throughout the election period. At this juncture, candidates had already nominated and the deadline for postal vote applications was fast approaching on 16 March 2020. As a result, the ECQ implemented a range of measures to accommodate significant changes to voter behaviour, including large increases in early voting, telephone voting and postal voting capacity, and implementing public health measures recommended by Queensland's Chief Health Officer.

Enrolment

At the close of the electoral roll on 12 February 2020, the electorate of Currumbin had 34,994 enrolled voters. For the electorate of Bundamba, there were 36,606 enrolled voters at the close of the electoral roll on 28 February 2020.

New enrolments and change of detail updates were still accepted until 6.00pm on 27 March 2020. Voters who updated their details during this period may have had to complete a declaration vote to enable staff to verify their enrolment or updated information.

Election day voting

There were a total of 27 polling booths operating from 8.00am to 6.00pm in the Bundamba and Currumbin electorates on election day: 15 in Bundamba and 12 in Currumbin. A list of polling booths is available at Appendix B.

More than 38 per cent of voters in Bundamba and more than 28 per cent in Currumbin voted on Saturday, 28 March 2020. Typically, election day voting accounts for most votes cast at Queensland elections, however this was not the case for the by-elections, where emphasis was placed upon staggering public attendance over the early voting period when more than half the votes taken were cast.

Early voting (pre-poll)

Early voting centres operated for a two-week period between Monday, 16 March and Friday, 27 March 2020. Pre-poll services were available at six Bundamba and 12 Currumbin early voting centres, which are listed at Appendix C.

These centres were initially scheduled to open from 9.00am to 5.00pm Monday to Friday during the first week and 9.00am to 6.00pm Monday to Friday in the second week. However, due to social distancing requirements and the need to reduce the numbers of voters attending booths at the same time, the ECQ extended early voting hours in most locations. The centres were open until 9.00pm on Wednesday and Thursday nights for both weeks and for the first time in Queensland, early voting was available on the Saturday before election day. The increased hours had the desired effect, assisting with social distancing and increasing early voting numbers. More than 54 per cent of votes in Bundamba and more than 58 per cent in Currumbin were taken at an early voting centre.

Postal voting

Electors were able to apply for a postal vote in the Currumbin electorate from Thursday, 6 February 2020 and in the Bundamba electorate from Monday, 24 February 2020. Postal vote applications closed for both by-elections at 7.00pm Monday, 16 March 2020.

As with early voting, the demand for postal voting services dramatically increased at the March elections. Postal vote applications for the by-elections were processed in conjunction with applications for the local government elections, with more than 570,000 postal votes issued in total. More than 1,600 postal votes were issued for Bundamba voters, and more than 3,700 were issued in Currumbin. Of these votes, more than 1,200 postal votes were returned and accepted into the count for the Bundamba electorate and close to 2,900 in the Currumbin electorate.

Electronically assisted voting (Telephone voting)

Electronically assisted voting, commonly known as telephone voting, is a limited service primarily designed for voters that have an impairment, disability, or low level of literacy, and enables them to cast their vote anonymously via the telephone.

Eligible electors are required to make two phone calls. Firstly, they must apply to use the service and if eligible, will receive a registration number and PIN to be used during the second phone call to mark their name off the electoral roll. This process ensures the voter's identity remains secret. During the second phone call, an ECQ officer completes the ballot paper as dictated by the voter, with a second ECQ officer listening and observing to ensure the vote is recorded as per the elector's direction.

As both a staff and time-intensive system of taking votes, telephone voting is designed to enfranchise the community's more vulnerable members or cater for those with a specific need such as distance voters with limited polling booth access. Due to the emergence of the COVID-19 pandemic, voters who were unable to attend a polling booth due to mandatory quarantine or isolation, for example people that had returned from overseas, were also able to use this service.

As a result, the telephone voting lines experienced a significant increase in the number of calls received compared to previous elections. In total for the March 2020 local government elections and State by-elections, approximately 37,000 telephone votes were cast. The ECQ adapted and expanded the service to meet this unanticipated demand, increasing its capacity by more than 390 per cent.

At the conclusion of the March elections, close to 500 telephone votes were taken for both by-elections. This is a significant increase when compared with the 2017 State general election, where less than 30 telephone votes were cast by Bundamba and Currumbin voters.

Other services

The ECQ offered a variety of additional services to ensure Queenslanders were able to have their say at the March elections. Accessibility services and disability access is always a key consideration in the selection of election day polling booths and early voting venues and access information was made available on the ECQ website.

Other accessibility services that were available included:

- ▶ translation and interpreter services through 'Language Loop' for people that speak English as a second language
- ▶ a Multilingual Guide to Voting was distributed to all polling booths, which included voting information in twenty languages other than English, and
- ▶ voters were able to request a person join them in the polling booth to assist them to cast their ballot. This person could act as an interpreter, read or explain the ballot paper instructions, or complete the ballot paper according to the voter's instructions and place the ballot paper in the ballot box.

'Declared institution' voting is a service where polling officials visit patients and residents of registered declared institutions, such as some hospitals or aged care facilities, to allow them to cast a ballot. Planned visits to aged care facilities were cancelled upon the introduction of COVID-19 public health measures.

Eligible voters can usually apply for 'electoral visitor' voting, where an election official will visit the voter's address to allow them to cast a ballot. However due to COVID-19, this service was unable to be provided at the March by-elections.

ECQ service centre

The ECQ service centre operated throughout the election, offering support to voters to access the services or information they needed, respond to their enquiries, or to take their feedback and complaints. The majority of callers phoning the ECQ's 1300 881 665 number, or emailing ecq@ecq.qld.gov.au, went through the ECQ service centre.

Service centre staff assisted with a range of enquiries including:

- ▶ registering voters for telephone voting
- ▶ creating postal vote applications
- ▶ providing information about the different voting services available, and
- ▶ responding to general enquiries and complaints.

During the election period, the service centre was open from 8.00am to 6.00pm on Monday to Friday and 9.00am to 4.00pm on Saturday. The service centre also opened for two Sundays prior to the election on 15 and 22 March and operated from 8.00am to 6.00pm on election day.

Election Results

For the State electoral district of Currumbin, Mrs Laura Gerber, Liberal National Party of Queensland (LNP) was elected, having secured 51.23 per cent of the vote after the distribution of preferences. In the State electoral district of Bundamba, Mr Lance McCallum, Australian Labor Party (State of Queensland) was elected, having secured 59.80 per cent of the vote after the distribution of preferences. The first preference count and distribution of preferences for the Bundamba and Currumbin by-elections are provided in Appendix D.

The Electoral Commissioner returned the writs for both by-elections on Thursday, 9 April 2020 and the names of the elected candidates were published in the Queensland Government Gazette.

Counting the votes

Polling booths closed at 6.00pm on election day, Saturday, 28 March 2020. The preliminary election count then began for both by-elections. This is an unofficial count performed on election night to give the voters, candidates and parties an indication of the results.

While the election night count was performed without issue by local election staff, a technical fault delayed the publication of results to the ECQ website. However, all available results were published on the ECQ website on election night following this delay.

The official first preference count commenced the next day on Sunday, 29 March 2020 with counting continuing in both electorates across the Easter weekend, excluding Good Friday. An official distribution of preferences count was then conducted to exclude the two candidates in both electorates with the lowest votes.

Review of Informal Voting

At State elections in Queensland, voters must elect their representatives using the full preferential voting (FPV) system. This means that to cast a formal vote, electors must number every box on the ballot paper in their order of preference. At most elections a portion of the votes cast will be informal. In accordance with section 123 of the *Electoral Act 1992*, if “a ballot paper does not have effect to indicate a vote, it is an informal ballot paper.” Informal votes do not contribute towards the election result.

Informal voting “is a key indicator of democratic health”, offering insights into the voters “engagement with, and understanding of, the electoral process”¹. An analysis of informal ballot papers for both by-elections was therefore conducted with the purpose of identifying whether voters intentionally or unintentionally voted informally. This was achieved through a process of categorisation. While this exercise is unable to determine voters’ intentions, this process is undertaken to provide an insight into informal voting patterns and inform future strategies with the aim of reducing unintentional informal voting.

Overview

The rate of informal voting increased by approximately three percentage points at the 2020 March by-elections when compared to the 2017 State general election. At the Bundamba by-election, more than 2,600 informal ballots were cast, equating to a 10.88 per cent rate of informality, while in the Currumbin electorate, more than 2,000 informal ballots were cast at the by-election, equating to an 8.09 per cent rate of informal voting.

This increase in informal voting may have been in part attributable to the different voting systems in use during the March elections, where voters were required to vote in both local government and State elections.

Bundamba voters were required to use three different voting systems, optional preferential voting (OPV) to elect their mayor, first-past-the-post (FPTP) to elect their divisional councillors and FPV for the State by-election. Currumbin voters were also required to use two systems: OPV to elect their mayor and councillor and FPV for the by-election. The ECQ sought to proactively address the potential for voter confusion regarding the voting systems, by providing advice and information to electors through, for example, polling booth staff and ballot paper issuing officers, the ECQ website and a range of other channels.

¹ Australian Electoral Commission (AEC) 2018, ‘Analysis of informal voting – 2016 House of Representatives elections’, p.15, https://www.aec.gov.au/About_AEC/research/files/analysis-of-informal-voting-2016.pdf

Methodology

Informal ballot papers for each electorate were reviewed at a polling booth level and were organised into categories that were classed as either 'assumed unintentional informal' or 'assumed intentional informal'. The categories and their definitions are listed in Table 1.

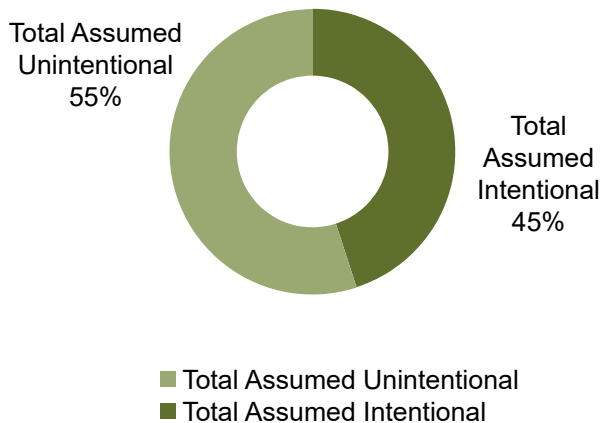
Table 1 - Categories and Definitions of Informality

Assumed Intentional	
Blank	Ballot papers that have been left blank.
COVID-19 commentary	Ballot papers with comments, questions or other marks that specifically reference the pandemic.
Writing, marks, scribbles, or pictures	Ballot papers with writing, markings, scribbles or pictures.
Other - intentional	Any other ballot papers deemed to be intentionally informal.
Assumed Unintentional	
OPV	Incomplete ballot papers where the elector allocated preferences for one or some of the candidates, but not all as required for FPV elections.
Non-sequential numbering	Ballot papers with repeated or skipped numbers.
Ticks and crosses	Ballot papers marked with a cross or tick next to the candidates' names instead of numbering.
Voter identifiable	Ballot papers that identify the elector.
Other - unintentional	Any other ballots deemed to be unintentionally informal.

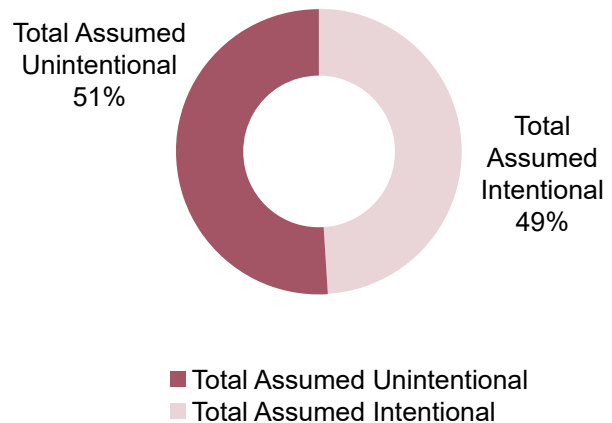
Review results

The results of the review found that at the March 2020 by-elections, unintentional informal voting accounted for the majority of informal ballot papers in both electorates. In Bundamba, close to 55 per cent of informal ballot papers were unintentionally informal, with just over 45 per cent categorised as intentionally informal, while in Currumbin, close to 51 per cent were found to be unintentionally informal and just over 49 per cent were intentionally informal.

2020 Bundamba By-election Assumed Intentional vs Assumed Unintentional Informality



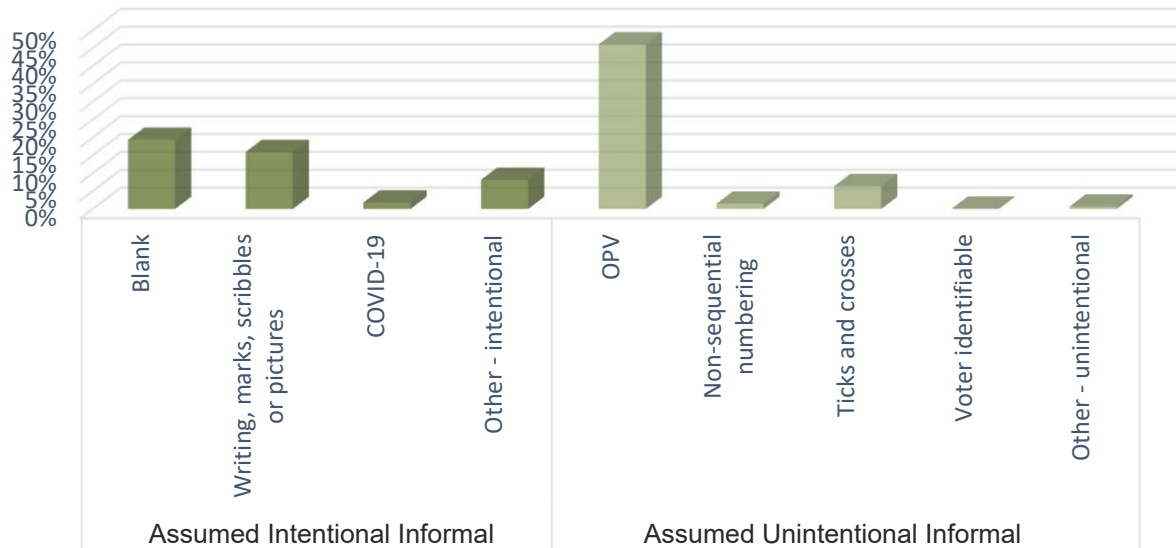
2020 Currumbin By-election Assumed Intentional vs Assumed Unintentional Informality



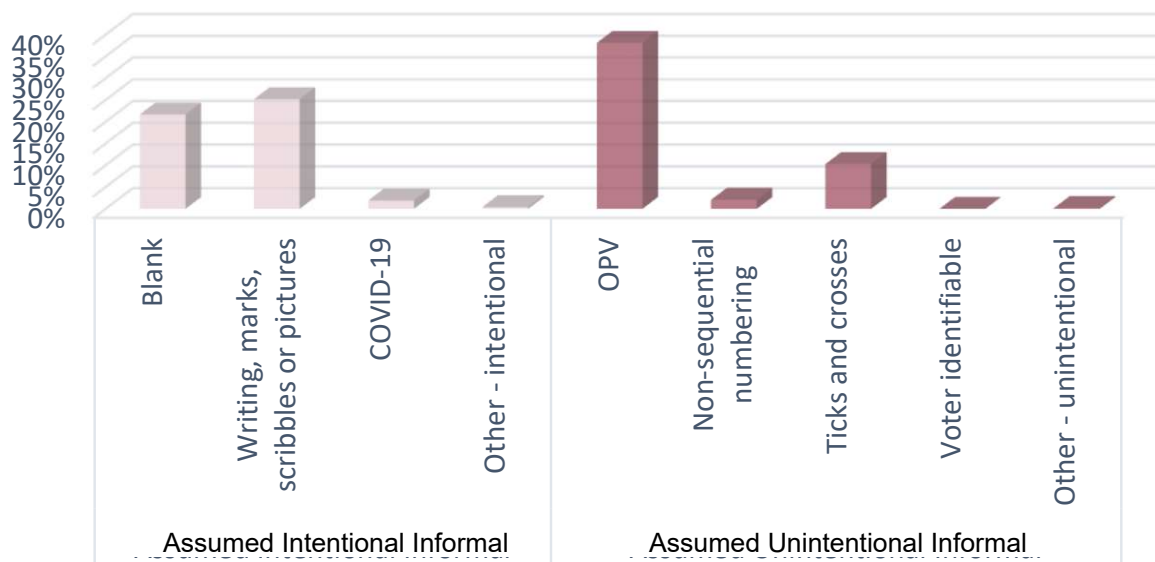
The categorisation of informal ballot papers revealed the following information:

- ▶ The 'OPV' category, where a voter must express a first preference for one candidate and has the option of expressing further preferences for some or all of the remaining candidates, captured the most assumed unintentional informal votes, representing over 46 per cent of all informal votes cast in Bundamba and more than 38 per cent of informal votes in Currumbin.
- ▶ Of the assumed intentional informal categories, the 'blank' category received more than 19 per cent of all informal votes cast in Bundamba and close to 22 per cent of informal votes in Currumbin. 'Writing, marks, scribbles or pictures' also captured a large proportion of assumed intentional informal votes, representing approximately 16 per cent of all informal votes cast in Bundamba and more than 25 per cent of informal votes in Currumbin.
- ▶ Despite the intensifying health situation, the 'COVID-19' category, which captured ballot papers that made specific reference to the pandemic, accounted for less than two per cent of all informal votes cast both in Bundamba and in Currumbin.
- ▶ The combination of 'OPV' informal votes with other unintentional informal categories such as 'tick and crosses', indicates that a sizeable proportion of Bundamba and Currumbin informal voters may have inadvertently used an incorrect voting system at the March 2020 elections.
- ▶ Regarding postal votes specifically, close to 90 per cent of informal Bundamba postal votes were placed in the 'OPV' and 'ticks and crosses' categories. In Currumbin, these categories represented close to 88 per cent of all informal postal votes. This data indicates a need to target and seek to reduce unintentionally informal postal voting. Lacking the opportunities afforded to in-person voters to interact or consult with polling booth staff, postal voters may be less aware of the voting systems for different elections.

2020 Bundamba By-election Results of Informality Survey



2020 Currumbin By-election Results of Informality Survey



Conclusion

Informality increased considerably within the electorates of Bundamba and Currumbin at the March 2020 by-elections when compared with the 2017 State general election. This may be attributable to many factors; however, the timing of the by-elections being held alongside the local government quadrennial elections, where different voting systems apply, appears to be of relevance.

The results of the review indicate that unintentional informality significantly contributed to the high levels of informal voting at both by-elections. Voters incorrectly casting ballots using the OPV system accounted for the largest number of informal votes in both electorates. While electoral bodies may be limited in their capacity to address intentional informal voting, the ECQ will consider opportunities to improve voter understanding of formal voting for future elections.

Appendices

Appendix A – By-election Writs Bundamba

STATE OF QUEENSLAND

Electoral Act 1992

Writ for Election

*Elizabeth the Second, by the Grace of God, Queen of Australia and
Her other Realms and Territories, Head of the Commonwealth*

To the Electoral Commission of Queensland

Pursuant to s 83(2) of the *Electoral Act 1992* I, Curtis Pitt MP, Speaker of the Legislative Assembly

- (i) direct that you proceed according to the law to an election of a Member of the Legislative Assembly of Queensland for the Electoral District of Bundamba;
- (ii) appoint –

Monday, 24 February 2020 to be the day of issue of this Writ;

Friday, 28 February 2020 to be the cut-off day for electoral rolls for the election;


Tuesday, 3 March 2020 to be the cut-off day for the nomination of candidates for the election;

Saturday, 28 March 2020 to be the polling day; and

Wednesday, 29 April 2020 for the return of this Writ.

Signed by Curtis Pitt MP, Speaker of the Legislative Assembly of Queensland at Brisbane
the 24 February 2020.

Speaker of the Legislative Assembly



IT IS HEREBY CERTIFIED THAT:

LANCE RICHARD MCCALLUM was duly elected a Member of the Legislative Assembly of Queensland for the Electoral District of Bundamba by virtue of the within Writ.



Electoral Commission of Queensland

9/4/20

Appendix A – By-election Writs Currumbin

STATE OF QUEENSLAND

Electoral Act 1992

Writ for Election

*Elizabeth the Second, by the Grace of God, Queen of Australia and Her other
Realms and Territories, Head of the Commonwealth.*

To the Electoral Commission of Queensland

I, Paul de Jersey AC, Governor -

- (i) direct that you proceed according to the law to an election of a Member of the
Legislative Assembly of Queensland for the Electoral District of Currumbin;
- (ii) appoint -

Thursday, the sixth day of February 2020 to be the day of issue of this Writ;
Wednesday, the twelfth day of February 2020 to be the cut-off day for electoral
rolls for the election;
Thursday, the thirteenth day of February 2020 to be the cut-off day for the
nomination of candidates for the election;
Saturday, the twenty-eighth day of March 2020 to be the polling day; and
Wednesday, the twenty-ninth day of April 2020 for the return of this Writ.



Paul de Jersey

Signed and sealed with the Public Seal of the State on 6 February 2020.

By Command

RECORDED in the Register of Patents, No. 51, page 102, on 6 February 2020.

Clerk of the Executive Council

IT IS HEREBY CERTIFIED THAT:

LAURA JANE CIERBER was duly elected a Member of the Legislative Assembly of Queensland for the Electoral District of Currumbin by virtue of the within Writ.



Electoral Commission of Queensland

Received 9th April 2020
Paul de Jersey
Governor

Appendix A – Results Notices

[355]



Queensland Government Gazette

EXTRAORDINARY

PUBLISHED BY AUTHORITY

ISSN 0155-9370

VOL. 383]

THURSDAY 9 APRIL 2020

[No. 69

Notice of Election Result **BUNDAMBA BY-ELECTION** **SATURDAY, 28 MARCH 2020**



A by-election for the Queensland electorate of Bundamba was held on Saturday, 28 March 2020.

In accordance with section 132(2)(c) of the *Electoral Act 1992* (the Act), this notice advises that the following person has been duly elected as a member of the Legislative Assembly:

ELECTORAL DISTRICT	NAME OF ELECTED CANDIDATE
BUNDAMBA	MCCALLUM, Lance Richard

The successful candidate's name will be written on the Writ and returned to the Speaker, the Honourable Curtis Pitt MP in accordance with the provisions of the Act.

Pat Vidgen
Electoral Commissioner
Declaration Date: 8 April 2020

Notice of Election Result **CURRUMBIN BY-ELECTION** **SATURDAY, 28 MARCH 2020**



A by-election for the Queensland electorate of Currumbin was held on Saturday, 28 March 2020.

In accordance with section 132(2)(c) of the *Electoral Act 1992* (the Act), this notice advises that the following person has been duly elected as a member of the Legislative Assembly:

ELECTORAL DISTRICT	NAME OF ELECTED CANDIDATE
CURRUMBIN	GERBER, Laura Jane

The successful candidate's name will be written on the Writ and returned to His Excellency the Governor in accordance with the provisions of the Act.

Pat Vidgen
Electoral Commissioner
Declaration Date: 8 April 2020

© The State of Queensland 2020
Copyright protects this publication. Except for purposes permitted by the Copyright Act, reproduction by whatever means is prohibited without prior written permission. Inquiries should be addressed to:
Gazette Advertising, GPO Box 2457, Brisbane QLD 4001.

BRISBANE
9 April 2020

Appendix B – Election Day Polling Booths Bundamba

Bundamba - Election Day Polling Booths	
Address	Disability Access
Brisbane City Hall, Sandgate Room 64 Adelaide Street (Entrance via Ann Street doors), BRISBANE	None
St Augustine's College St Augustines Drive, AUGUSTINE HEIGHTS	Full
Bellbird Park State Secondary College 2 Alesana Drive, BELLBIRD PARK	Full
Oasis Church of Christ 25 Byrne Street, BUNDAMBA	Assisted
Bundamba State School Hall 221 Brisbane Road, BUNDAMBA	Full
Collingwood Park State School Hall 12-16 Burrell Street, COLLINGWOOD PARK	Full
Cityhope Church 332 Ripley Road, FLINDERS VIEW	Full
St Francis Xavier School Hall 6 Church Street, GOODNA	Full
Redbank State School 9 Brisbane Road, REDBANK	Assisted
Redbank Plains State School Hall 39 - 53 School Road, REDBANK PLAINS	Assisted
Redbank Plains State High School, Performing Arts Hall 136 Willow Road, REDBANK PLAINS	Full
Fernbrooke State School 8 Regents Drive, REDBANK PLAINS	Full
Ripley Valley State School 110 Botany Drive, SOUTH RIPLEY	Full
Riverview Community Centre 138 Old Ipswich Road, RIVERVIEW	Assisted
Silkstone State School Prospect Street, SILKSTONE	Full

Appendix B – Election Day Polling Booths Currumbin

Currumbin - Election Day Polling Booths	
Address	Disability Access
Brisbane City Hall, Sandgate Room 64 Adelaide Street (Entrance via Ann Street doors), BRISBANE	None
Senior Citizens Hall 2 Gerrard Street, COOLANGATTA	Full
Currumbin State School 6 Phillip Street, CURRUMBIN	Assisted
Currumbin Valley State School 1223 Currumbin Creek Road, CURRUMBIN VALLEY	Full
Elanora Community Centre 26 Galleon Way, CURRUMBIN WATERS	Full
Elanora State School K P McGrath Drive, ELANORA	Full
Elanora State High School Cnr Avocado Street and Nineteenth Avenue, ELANORA	Full
Coolangatta State School Stapylton Street, KIRRA	Full
Palm Beach-Currumbin State High School Thrower Drive, PALM BEACH	Full
Tallebudgera State School 492 Guineas Creek Road, TALLEBUDGERA	Full
Community Hall 611 Tallebudgera Creek Road, TALLEBUDGERA VALLEY	Full
Village Community Centre 414 Coolangatta Road, TUGUN	Full

Appendix C – Early Voting Centres

Bundamba

Bundamba – Early Voting Centres	
Address	Disability Access
Brisbane City Hall, Sandgate Room 64 Adelaide Street (Entrance via Ann Street doors), BRISBANE	None
WG Hayden Humanities Centre 56 South Street, IPSWICH	Assisted
Town Square Redbank Plains Shopping Centre, Shop 38a 357-403 Redbank Plains Road, REDBANK PLAINS	Assisted
RO Office 1/14 Coal Street, BUNDAMBA	Assisted
Springfield Tennis Centre Unit 1, 44 Sportstar Drive, SPRINGFIELD CENTRAL	Assisted
Yamanto Shopping Village, Shop 29 512-514 Warwick Road, YAMANTO	Assisted

Appendix C – Early Voting Centres

Currumbin

Currumbin - Early Voting Centres	
Address	Disability Access
Brisbane City Hall, Sandgate Room 64 Adelaide Street (Entrance via Ann Street doors), BRISBANE	None
Fradgley Hall Community Centre Park Avenue, BURLEIGH HEADS	Full
Gold Coast Sports and Leisure Centre 296 Nerang Broadbeach Road, CARRARA	Full
Office 4/54 Siganto Drive, HELENSVALE	Assisted
Helensvale Community Centre 31 Discovery Drive, HELENSVALE	Full
Albert Waterways Community Centre Cnr Hooker and Sunshine Boulevard, MERMAID WATERS	Full
Ormeau Centre 3 Cuthbert (Cnr Pascoe Road) Drive, ORMEAU	Full
RO Office 6/53 Township Drive, BURLEIGH HEADS	Assisted
Runaway Bay Community Centre Lae Drive, RUNAWAY BAY	Full
G4, Southport Community Centre 6 Lawson Street, SOUTHPORT	Full
Tugun Community Centre. Activity Room 414 Coolangatta Road, TUGUN	Assisted
Show Society, Mudgeeraba Showgrounds 115 Mudgeeraba Road, WORONGARY	Full

Appendix D – First Preference Count and Distribution of Preferences

Bundamba

All results from the Bundamba and Currumbin by-elections can also be viewed and downloaded from the ECQ website.

2020 Bundamba By-Election - Official Distribution of Preferences by Booth					
Polling Booth	BELL, Sharon		MCCALLUM, Lance		Total Votes
	Votes	Percentage	Votes	Percentage	
Augustine Heights	44	34.11%	85	65.89%	129
Bellbird Park	186	35.29%	341	64.71%	527
Brisbane CBD	2	28.57%	5	71.43%	7
Bundamba	200	39.14%	311	60.86%	511
Bundamba South	250	44.64%	310	55.36%	560
Collingwood Park	391	38.56%	623	61.44%	1014
Flinders View	29	42.03%	40	57.97%	69
Goodna	455	31.97%	968	68.03%	1423
Redbank	154	38.02%	251	61.98%	405
Redbank Plains	441	40.24%	655	59.76%	1096
Redbank Plains East	428	44.44%	535	55.56%	963
Redbank Plains South	122	36.64%	211	63.36%	333
Ripley Valley	90	33.71%	177	66.29%	267
Riverview	187	39.12%	291	60.88%	478
Silkstone	30	36.59%	52	63.41%	82
Telephone Voting	8	18.18%	36	81.82%	44
Brisbane CBD Early Voting Centre	30	29.70%	71	70.30%	101
Ipswich Early Voting Centre	257	46.73%	293	53.27%	550
Redbank Plains Early Voting Centre	2922	39.73%	4433	60.27%	7355
Springfield Early Voting Centre	245	37.40%	410	62.60%	655
Telephone Voting - Early Voting	60	40.82%	87	59.18%	147
Yamanto Early Voting Centre	248	48.34%	265	51.66%	513
Returning Officer Bundamba	1327	43.82%	1701	56.18%	3028
Postal Declaration Votes	483	44.97%	591	55.03%	1074
In Person Declaration Votes	115	35.71%	207	64.29%	322
Totals:	8704	40.20%	12949	59.80%	21653

2020 Bundamba By-Election - Summary of Distribution of Preferences							
Preference Distribution	BELL, Sharon	MCCALLUM, Lance	MUTTON, Danielle	SHEARMAN, Robert	Exhausted	Votes Remaining in Count	Total Formal Votes
First Preference	6006	9134	2924	3589		21653	21653
MUTTON, Danielle excluded	625	1735		564	0	2924	2924
Total	6631	10869		4153	0	21653	21653
SHEARMAN, Robert excluded	2073	2080			0	4153	4153
Totals:	8704	12949			0	21653	21653

Appendix D – First Preference Count and Distribution of Preferences

Bundamba

All results from the Bundamba and Currumbin by-elections can also be viewed and downloaded from the ECQ website.

Polling Booth	2020 Bundamba By-Election - Official First Preference Count by Booth											
	BELL, Sharon		MCCALLUM, Lance		MUTTON, Danielle		SHEARMAN, Robert		Formal Votes		Informal Votes	
	Votes	Percentage	Votes	Percentage	Votes	Percentage	Votes	Percentage	Votes	Percentage	Votes	Percentage
Augustine Heights	24	18.60%	48	37.21%	22	17.05%	35	27.13%	129	88.97%	16	11.03%
Belbird Park	125	23.72%	205	38.90%	101	19.17%	96	18.22%	527	82.47%	112	17.53%
Brisbane CBD	2	28.57%	5	71.43%	0	0.00%	0	0.00%	7	70.00%	3	30.00%
Bundamba	146	28.57%	224	43.84%	74	14.48%	67	13.11%	511	88.72%	65	11.28%
Bundamba South	172	30.71%	217	38.75%	88	15.71%	83	14.82%	560	83.33%	112	16.67%
Collingwood Park	269	26.53%	438	43.20%	128	12.62%	179	17.65%	1014	78.24%	282	21.76%
Flinders View	21	30.43%	16	23.19%	13	18.84%	19	27.54%	69	94.52%	4	5.48%
Goodna	311	21.86%	678	47.65%	227	15.95%	207	14.55%	1423	86.61%	220	13.39%
Redbank	111	27.41%	187	46.17%	51	12.59%	56	13.83%	405	89.40%	48	10.60%
Redbank Plains	314	28.65%	449	40.97%	165	15.05%	168	15.33%	1096	83.41%	218	16.59%
Redbank Plains East	323	33.54%	363	37.69%	148	15.37%	129	13.40%	963	85.83%	159	14.17%
Redbank Plains South	90	27.03%	154	46.25%	51	15.32%	38	11.41%	333	91.23%	32	8.77%
Ripley Valley	47	17.60%	114	42.70%	45	16.85%	61	22.85%	267	68.81%	121	31.19%
Riverview	134	28.03%	218	45.61%	72	15.06%	54	11.30%	478	81.71%	107	18.29%
Silkstone	24	29.27%	34	41.46%	15	18.29%	9	10.98%	82	81.19%	19	18.81%
Telephone Voting	3	6.82%	24	54.55%	8	18.18%	9	20.45%	44	93.62%	3	6.38%
Brisbane CBD Early Voting Centre	18	17.82%	35	34.65%	27	26.73%	21	20.78%	101	75.37%	33	24.63%
Ipswich Early Voting Centre	156	28.36%	202	36.73%	82	14.91%	110	20.00%	550	91.97%	48	8.03%
Redbank Plains Early Voting Centre	2036	27.68%	3212	43.67%	895	12.17%	1212	16.48%	7355	93.60%	503	6.40%
Springfield Early Voting Centre	158	24.12%	250	38.17%	114	17.40%	133	20.31%	655	91.99%	57	8.01%
Telephone Voting - Early Voting	43	29.25%	69	46.94%	10	6.80%	25	17.01%	147	91.88%	13	8.12%
Yamanto Early Voting Centre	166	32.36%	162	31.58%	77	15.01%	108	21.05%	513	93.61%	35	6.39%
Returning Officer Bundamba	920	30.38%	1271	41.97%	340	11.23%	497	16.41%	3028	92.57%	243	7.43%
Postal Declaration Votes	321	29.89%	427	39.76%	106	9.87%	220	20.48%	1074	85.99%	175	14.01%
In Person Declaration Votes	72	22.36%	132	40.99%	65	20.19%	53	16.46%	322	95.27%	16	4.73%
Totals:	6006	27.74%	9134	42.18%	2924	13.50%	3589	16.58%	21653	89.12%	2644	10.88%
												24297

Appendix D – First Preference Count and Distribution of Preferences

Currumbin

All results from the Bundamba and Currumbin by-elections can also be viewed and downloaded from the ECQ website.

2020 Currumbin By-Election - Official Distribution of Preferences by Booth					
Polling Booth	GERBER, Laura		CAMPRADT, Kaylee		Total Votes
	Votes	Percentage	Votes	Percentage	
Brisbane CBD	2	25.00%	6	75.00%	8
Coolangatta	196	56.16%	153	43.84%	349
Currumbin	223	37.99%	364	62.01%	587
Currumbin Valley	159	46.76%	181	53.24%	340
Currumbin Waters	400	47.73%	438	52.27%	838
Elanora	366	55.04%	299	44.96%	665
Elanora West	436	51.42%	412	48.58%	848
Kirra	211	48.84%	221	51.16%	432
Palm Beach South	204	51.39%	193	48.61%	397
Tallebudgera	368	56.53%	283	43.47%	651
Tallebudgera Valley	222	57.66%	163	42.34%	385
Telephone Voting	28	50.91%	27	49.09%	55
Tugun	390	48.03%	422	51.97%	812
Brisbane CBD Early Voting Centre	4	30.77%	9	69.23%	13
Burleigh Heads Early Voting Centre	542	53.50%	471	46.50%	1013
Carrara Early Voting Centre	14	53.85%	12	46.15%	26
Helensvale North Early Voting Centre	4	40.00%	6	60.00%	10
Helensvale South Early Voting Centre	12	54.55%	10	45.45%	22
Mermaid Waters Early Voting Centre	52	62.65%	31	37.35%	83
Ormeau Early Voting Centre	6	50.00%	6	50.00%	12
Runaway Bay Early Voting Centre	6	85.71%	1	14.29%	7
Southport Early Voting Centre	14	51.85%	13	48.15%	27
Telephone Voting - Early Voting	118	51.75%	110	48.25%	228
Tugun Early Voting Centre	5618	49.79%	5666	50.21%	11284
Worongary Early Voting Centre	37	52.11%	34	47.89%	71
Returning Officer Currumbin	537	53.81%	461	46.19%	998
Postal Declaration Votes	1490	57.68%	1093	42.32%	2583
In Person Declaration Votes	117	48.55%	124	51.45%	241
Totals:	11776	51.23%	11209	48.77%	22985

2020 Currumbin By-Election - Summary of Distribution of Preferences							
Preference Distribution	GERBER, Laura	SPAIN, Sally	BETTANY, Nicholas	CAMPRADT, Kaylee	Exhausted	Votes Remaining in Count	Total Formal Votes
First Preference	10071	2530	1594	8790		22985	22985
BETTANY, Nicholas excluded	835	348		411	0	1594	1594
Total	10906	2878		9201	0	22985	22985
SPAIN, Sally excluded	870			2008	0	2878	2878
Totals:	11776			11209	0	22985	22985

Appendix D – First Preference Count and Distribution of Preferences

Currumbin

All results from the Bundamba and Currumbin by-elections can also be viewed and downloaded from the ECQ website.

Polling Booth	2020 Currumbin By-Election - Official First Preference Count by Booth												Total Votes
	GERBER, Laura		SPAIN, Sally		BETTANY, Nicholas		CAMPRADT, Kaylee		Formal Votes		Informal Votes		
	Votes	Percentage	Votes	Percentage	Votes	Percentage	Votes	Percentage	Votes	Percentage	Votes	Percentage	
1	12.50%	4	50.00%	2	25.00%	1	12.50%	8	80.00%	2	20.00%	10	
Brisbane CBD													
169	48.42%	33	9.46%	28	8.02%	119	34.10%	349	87.91%	48	12.09%	397	
Coolangatta													
192	32.71%	63	10.73%	37	6.30%	295	50.26%	587	90.03%	65	9.97%	652	
Currumbin													
131	38.53%	53	15.59%	27	7.94%	129	37.94%	340	86.29%	54	13.71%	394	
Currumbin Valley													
336	40.10%	98	11.69%	49	5.85%	355	42.36%	838	87.75%	117	12.25%	955	
Currumbin Waters													
329	49.47%	61	9.17%	35	5.26%	240	36.09%	665	90.23%	72	9.77%	737	
Elanora													
377	44.46%	79	9.32%	57	6.72%	335	39.50%	848	85.66%	142	14.34%	990	
Elanora West													
166	38.43%	74	17.13%	37	8.56%	155	35.88%	432	90.19%	47	9.81%	479	
Kirra													
155	39.04%	83	20.91%	27	6.80%	132	33.25%	397	85.93%	65	14.07%	462	
Palm Beach South													
310	47.62%	66	10.14%	52	7.99%	223	34.25%	651	91.43%	61	8.57%	712	
Tallebudgera													
182	47.27%	65	16.88%	30	7.79%	108	28.05%	385	90.38%	41	9.62%	426	
Tallebudgera Valley													
27	49.09%	13	23.64%	1	1.82%	14	25.45%	55	100.00%	0	0.00%	55	
Telephone Voting													
313	38.55%	141	17.36%	64	7.88%	294	36.21%	812	88.07%	110	11.93%	922	
Tugun													
2	15.38%	4	30.77%	3	23.08%	4	30.77%	13	68.42%	6	31.58%	19	
Brisbane CBD Early Voting Centre													
445	43.93%	147	14.51%	77	7.60%	344	33.96%	1013	93.02%	76	6.98%	1089	
Burleigh Heads Early Voting Centre													
10	38.46%	5	19.23%	2	7.69%	9	34.62%	26	70.27%	11	29.73%	37	
Carrara Early Voting Centre													
2	20.00%	1	10.00%	2	20.00%	5	50.00%	10	83.33%	2	16.67%	12	
Helensvale North Early Voting Centre													
8	36.36%	5	22.73%	4	18.18%	5	22.73%	22	88.00%	3	12.00%	25	
Helensvale South Early Voting Centre													
36	43.37%	16	19.28%	11	13.25%	20	24.10%	83	95.40%	4	4.60%	87	
Mermaid Waters Early Voting Centre													
5	41.67%	3	25.00%	2	16.67%	2	16.67%	12	92.31%	1	7.69%	13	
Ormeau Early Voting Centre													
5	71.43%	0	0.00%	1	14.29%	1	14.29%	7	87.50%	1	12.50%	8	
Runaway Bay Early Voting Centre													
13	48.15%	4	14.81%	1	3.70%	9	33.33%	27	77.14%	8	22.86%	35	
Southport Early Voting Centre													
99	43.42%	24	10.53%	21	9.21%	84	36.84%	228	97.02%	7	2.98%	235	
Telephone Voting - Early Voting													
4913	43.54%	1056	9.36%	673	5.96%	4642	41.14%	11284	94.32%	680	5.68%	11964	
Tugun Early Voting Centre													
31	43.66%	11	15.49%	8	11.27%	21	29.58%	71	97.26%	2	2.74%	73	
Worungary Early Voting Centre													
463	46.39%	92	9.22%	86	8.62%	357	35.77%	998	92.84%	77	7.16%	1075	
Returning Officer Currumbin													
1258	48.70%	271	10.49%	244	9.45%	810	31.36%	2583	89.32%	309	10.68%	2892	
Postal Declaration Votes													
93	38.59%	58	24.07%	13	5.39%	77	31.95%	241	95.26%	12	4.74%	253	
In Person Declaration Votes													
10071	43.82%	2530	11.01%	1594	6.93%	8790	38.24%	22985	91.91%	2023	8.09%	25008	
Totals:													



**Electoral
Commission**
QUEENSLAND

Post: GPO Box 1393
BRISBANE QLD 4001

Telephone: 1300 881 665

Email: ecq@ecq.qld.gov.au